
2023 Aquatics Report



Operating Admissions



Type	Bryan Pool	Mills Pool
Daily Admission	28,381	9,005
Season Passes	464	464
20 Punch Economy Pass	451	47
Bloomington Parks Camps	1,238	596
MCUM	0	212
Boys and Girls Club	328	0
Karst Farm Day Camp	488	0
Kid Angels Day Camp	47	0
Girls Inc.	0	117
<u>TOTALS</u>	31,397	9,977

Private Pool Rentals and Swim Lessons



Pool Rentals

- 2022
 - Bryan: 18
 - Mills: 7
- 2023
 - Bryan: 15
 - Mills: 11

Swim Lessons

- 194 participants, 1,552 lessons

Employee Trainings



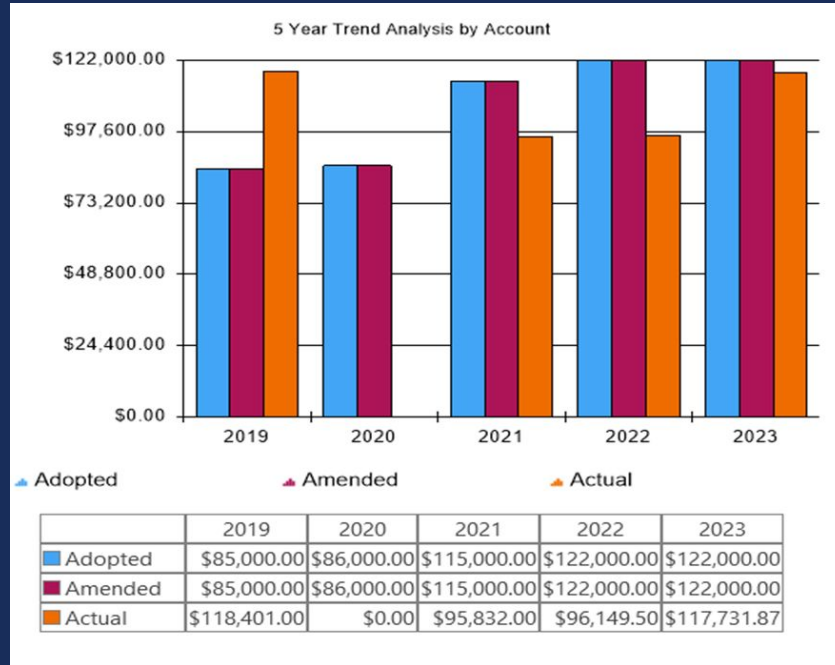
Hours

- Pre-Season Training: 80 hours
- In-Season Training: 75 hours

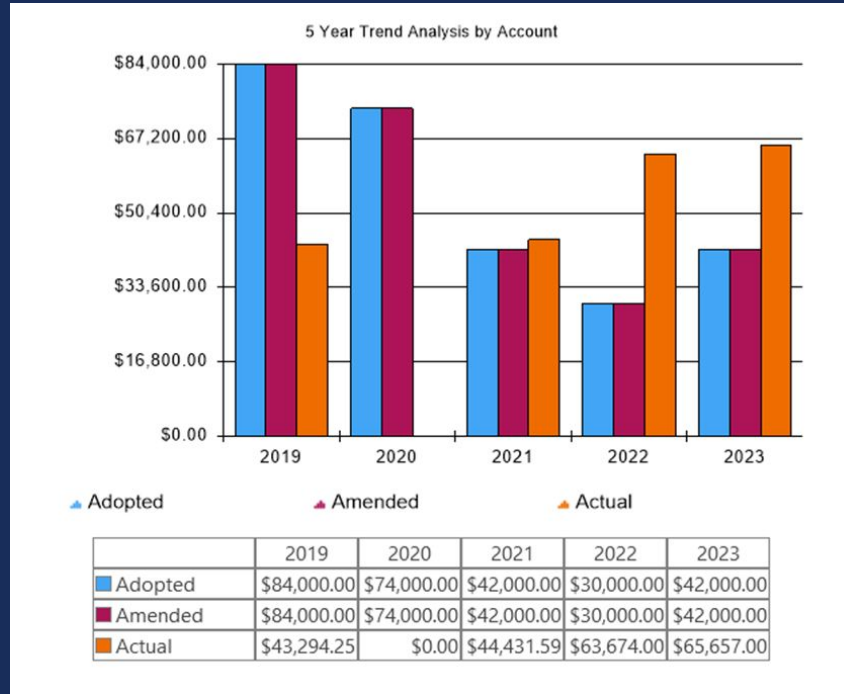
Trainings

- Blood borne pathogens, pool cleanups, general staff training, emergency procedure management, swim instructor orientation, customer service, concessions, spinal injury management, first aid, CPR, AED, junior lifeguarding

Bryan Pool Revenue: Admissions



Bryan Pool Revenue: Season and 20 Punch Passes



Bryan Pool Total Revenues

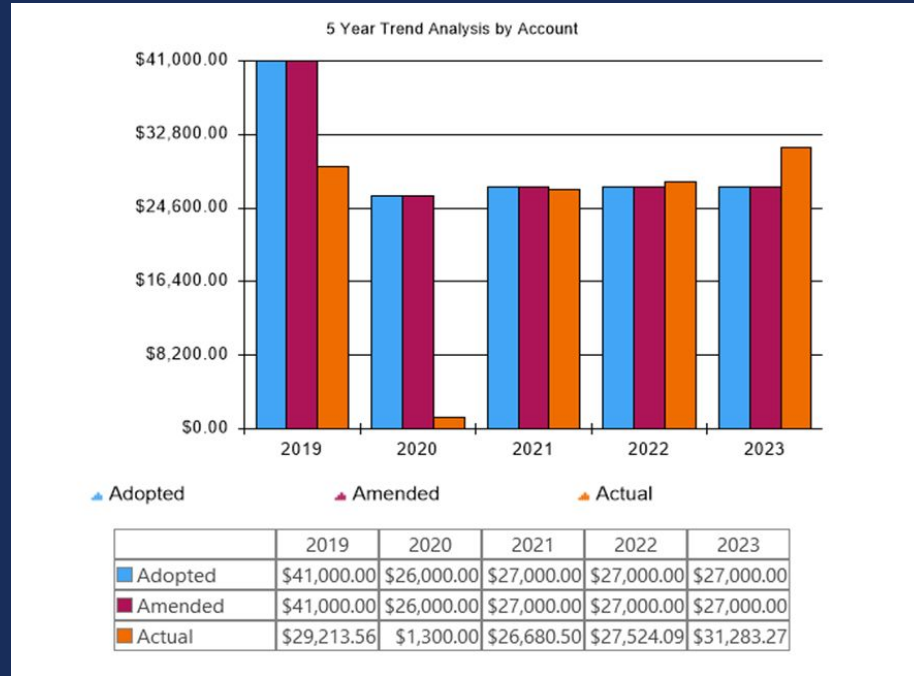
2022

- \$164,330

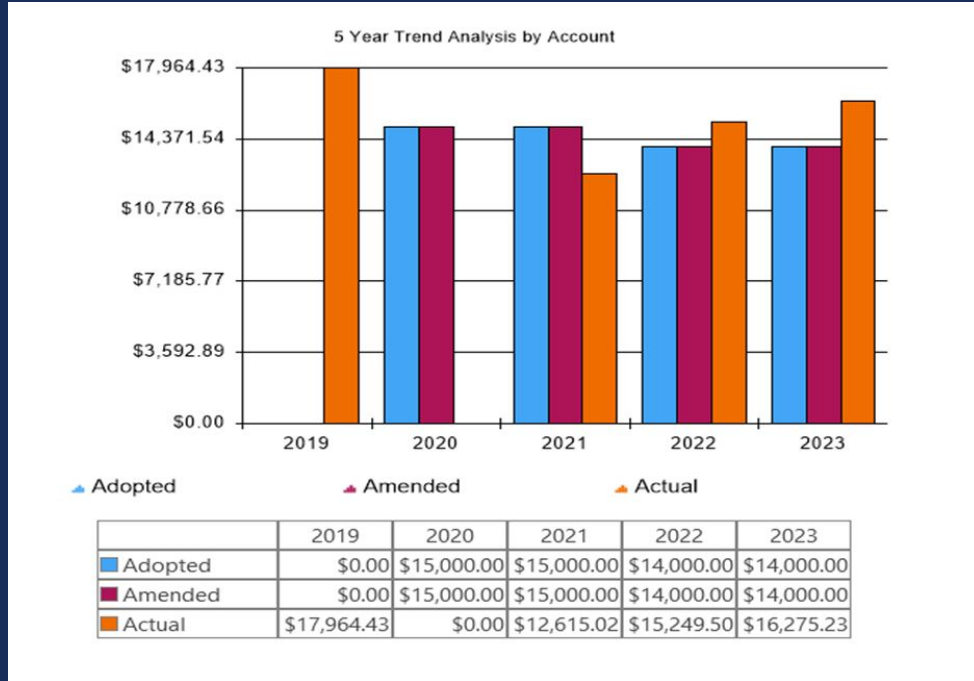
2023

- \$184,513

Concessions Revenue



Concessions Food and Beverage Tax



Concessions Total Revenues

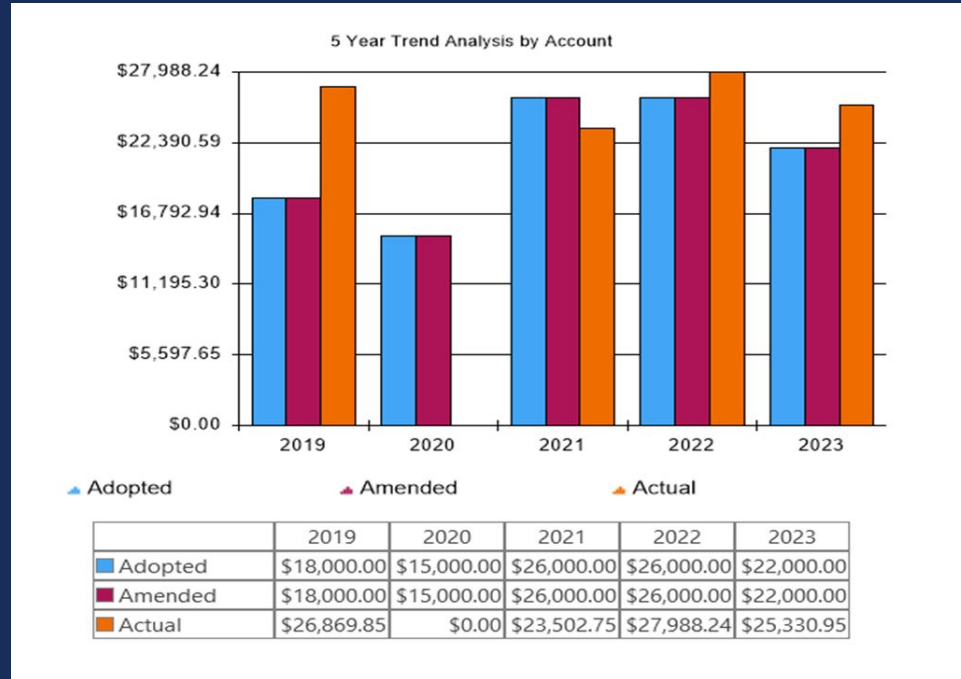
2022

- \$44,040

2023

- \$48,170

Mills Pool Revenue: Admissions



Mills Pool Total Revenues

2022

- \$27,902

2023

- \$32,211

Challenges

- **Aging facilities**
 - **Bryan Pool (1959)**
 - **Mills Pool (1967)**
- **Mechanical repairs**
 - **Cost over \$20,000 during the 2023 season**
- **Number of lifeguards**
- **Eventual transition to cashless payments**

Special Thanks

- Bloomington community
- All aquatics employees
- Parks and Recreation Operations staff

