






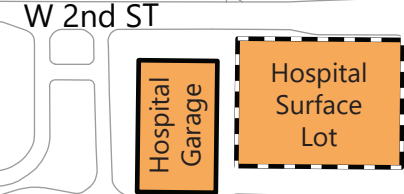


2020-2025 Downtown Parking Timeline & Projections

Map Legend

-  2020
-  2020 (Temporary)
-  2021
-  2023
-  2023 (Temporary)
-  2023 (Loss)
-  Temporary

Garage/Lot	Year	Net Gain/Loss	Total Spaces
Morton Street Garage	2020	-	521
Walnut Street Garage	2020	-	360
Bunger & Robertson Lot	2020	-	120
City Lot A	2020	-	235
County Lot A	2020	-	300
County Lot B	2020	-	110
County Lot C	2020	-	10
Marriott Lot	2020	-	40
NAPA Lot	2020*	-	128
Trades District Garage	2021	234	411
4th Street Garage	2021	185	537
Convention Center Garage	2023	450	550
Hospital Surface Lot	2023*	-	148
Hospital Garage	2023	420	420
7th Street Greenway	2023	-130	-



0 75 150 300 Feet
(Scale of 1" Equals 300 Feet is valid only when printed at original 11 x 17 inch size.)