

2007 m. 1-0
Final 7-0

ORDINANCE 91-39

SALARY ORDINANCE FOR APPOINTED OFFICERS AND EMPLOYEES

AN ORDINANCE FIXING THE SALARIES OF APPOINTED OFFICERS AND EMPLOYEES OF THE CITY OF BLOOMINGTON, MONROE COUNTY, INDIANA, FOR THE YEAR 1992.

BE IT HEREBY ORDAINED BY THE COMMON COUNCIL OF THE CITY OF BLOOMINGTON, MONROE COUNTY, INDIANA, THAT:

SECTION I. From and after the first day of January, 1992, the salary and pay schedule for the following appointed officers and employees of the City of Bloomington, be fixed as follows:

**SALARY SCHEDULE AS PRESENTED BY
MAYOR TOMILEA ALLISON**

TO THE COMMON COUNCIL OF THE CITY OF BLOOMINGTON:

I, the undersigned, Tomilea Allison, Mayor of the City of Bloomington, Indiana as required by I.C. 35-4-7-3, hereby fix the salaries and pay schedule for the following appointed officers and employees of the City of Bloomington, Indiana, beginning January 1, 1992, and continuing thereafter until duly changed, and request that such salary rates be approved by the Common Council of said city.

The rates shown as hourly wages and salaries for the positions listed below reflect the actual and maximum rates to be paid to current employees in the positions. However, in the event an employee leaves a position in 1992, the employee hired into that position will be paid in accordance with their placement within the step pay plan for that position. Provided however, positions within the Labor, Trades and Crafts job family shall not be subject to pay grade ranges or steps, and shall be paid in accordance with the job rate reflected in section IIA, or for certain employees hired prior to July 1, 1977, at the maximum grandfather rate provided in Section IIA.

<u>Department</u>	<u>Job Title</u>	<u>Grade</u>	<u>1992 Pay</u>
Animal	DIRECTOR	421	30,925
	VOLUNTEER PROGRAM DIRECTOR	403	10,544
	ANIMAL SHELTER MGR	304	26,206
	SECRETARY	201	8.76
	SECRETARY	201	8.76
	ANIMAL CONTROL OFFICER	G	10.03
	KENNEL WORKER	C	9.63
	DEPUTY CITY CLERK	203	8.95
Clerk	CITY CONTROLLER	509	41,958
	DEPUTY CONTROLLER	426	34,609
	MANAGEMENT ANALYST	418	27,081
	MANAGEMENT ANALYST	418	26,235
	COMP OPERATOR	409	25,333
Controller	ACCTS COORDINATOR	206	9.93
	COUNCIL/ADM ATTY	504	33,901
Council	DIRECTOR	507	38,131
	ASST DIR	426	34,609
DPW	PUBLIC WORKS ASSISTANT (RPT)	416	18,594
	OFFICE MANAGER	302	23,766
	SECRETARY	206	9.93
	PRK ENF OFFICER	203	9.34
	PRK ENF OFFICER	203	8.95
	PRK ENF OFFICER	203	9.34

<u>Department</u>	<u>Job Title</u>	<u>Grade</u>	<u>1992 Pay</u>
	PRK ENF OFFICER	203	10.11
	PRK ENF OFFICER	203	8.66
	PRK ENF OFFICER	203	8.66
	CLERK TYPIST	203	9.63
	CUSTODIAN	A	9.43
	COE CLERICAL ASSISTANT		4.25
Engineering	CITY ENGINEER	505	42,305
	DEPUTY CITY ENGINEER	427	32,480
	CODE ENFORCEMENT MGR	426	34,609
	GIS COORDINATOR	418	25,389
	PROJECT ENGINEER	416	26,446
	H. CODE ENF. OFFICER	415	25,007
	PROJECT ENGINEER	415	27,965
	ASST. HSING CODE INSP.	404	21,399
	BUILDING INSPECTOR	404	24,416
	STREET INSPECTOR	404	20,092
	ELECTRICAL INSPECTOR	404	20,741
	HSING CODE INSPECTOR	401	18,661
	HSING CODE INSPECTOR	401	18,059
	HSING CODE INSPECTOR	401	18,661
	SECRETARY	205	9.14
	ENG. TECHNICIAN	205	10.43
	ENG. TECHNICIAN	205	9.14
	SECRETARY	204	9.43
	CLERK TYPIST	202	8.86
Fire	SECRETARY	205	9.83
Fleet	OFFICE MANAGER	302	24,252
	CLERK/TYPIST	201	8.76
	SHOP FOREMAN	L	12.19
	MASTER MECHANIC	K	11.48
	APP. MASTER MECHANIC	I	10.23
	AUTO SERVICEMAN	D	9.73
Human Res.	DIRECTOR	503	37,037
	JTPA DIRECTOR	432	34,188
	JTPA DEPUTY DIRECTOR/FINANCE	421	28,546
	PROJECT DIRECTOR	413	26,450
	PROJECT DIRECTOR	413	12,299
	PROJECT DIRECTOR	413	24,598
	PROJECT COORDINATOR	411	26,590
	PROJECT COORDINATOR	411	24,545
	PROJECT COORDINATOR	411	11,889
	PROJECT COORDINATOR	411	23,778
	ACCOUNTS PROCESSOR	407	13,888
	PROGRAM ASSISTANT	404	20,092
	PROGRAM ASSISTANT	404	20,092
	SECRETARY	205	10.07
	SECRETARY	204	9.04
	GRANT SECRETARY	204	9.43
Legal	CORPORATION COUNSEL	511	43,769
	CITY ATTORNEY	435	37,604
	HUM. RIGHTS DIR/ATTY	433	17,497
	ASST CITY ATTORNEY	433	34,994
	ASST CITY ATTORNEY	433	16,404
	LEGAL SECY/PARALEGAL	211	21,840
	SECRETARY	206	9.93
	SECRETARY - HUMAN RIGHTS	203	8.66

<u>Department</u>	<u>Job Title</u>	<u>Grade</u>	<u>1992 Pay</u>
Mayor	EXECUTIVE ASST.	503	34,188
	STAFF ASSISTANT	210	10.33
Parks	ADMINISTRATOR	507	41,182
	ASST ADMINISTRATOR	432	38,462
	SFTY,MAINT,DEV DIR	431	33,786
	RECREATION DIRECTOR	429	33,934
	ATHLETIC DIRECTOR	418	29,338
	F. SOUTHERN CTR MGR	417	25,826
	ACTIVITY DIRECTOR/OAC	413	25,392
	PROGRAM COORDINATOR	413	26,450
	ACTIVITY DIRECTOR	413	26,450
	WCC DIRECTOR	413	24,598
	SPORTS COORDINATOR	413	25,392
	PROGRAM DIRECTOR/TEENS	410	23,964
	PROGRAM DIRECTOR/AC	410	23,964
	PROGRAM DIRECTOR	407	23,147
	PROGRAM DIRECTOR	407	21,526
	FITNESS CENTER DIRECTOR	401	18,059
	WESTSIDE CENTER ASST. DIRECTOR	401	18,059
	CONCESSION PROGRAM DIRECTOR	401	18,059
	TEEN ASSISTANT DIRECTOR	401	18,059
	PARK SUPERINTENDENT	315	31,551
	FACILITY MAINT SUPER	315	32,302
	LAKE LEMON RES. DIR.	306	26,245
	GC ASST. MGR.	304	25,567
	GOLF COURSE SUPRTNDT	304	26,845
	GENERAL FOREMAN	302	25,464
	OFFICE MANAGER	302	24,252
	GENERAL FOREMAN	302	23,766
	GC MANAGER	301	11,883
	BOOKKEEPER	206	9.63
	SECRETARY	203	8.95
	SECRETARY	203	9.34
	REGISTRATION CLERK	202	8.86
	WORKING FOREMAN	H	10.16
	WORKING FOREMAN	H	10.13
	EQUIP. MAINT. MECHANIC	H	10.13
	LABORER II	D	9.96
	LABORER II	D	9.73
	MEO I	D	9.73
	CUSTODIAN	A	9.43
Parks - Temporary	BEACH MANAGER		7.05
	BEACH SUPERVISOR		6.65
	BEACH GUARD II		6.20
	SKATE SHARPENER		5.00
	MANAGER		6.00
	SUPERVISOR		5.40
	MAINTENANCE II		5.45
	SUPERVISOR		5.40
	MAINTENANCE I		5.15
	GUARD II		4.50
	PROGRAM SPECIALIST		4.75
	ASST. SUPERVISOR/GRIFFY		4.50
	INSTRUCTOR/LEADER		4.25
	REG. RECEPTIONIST		4.25
	GUARD I		4.25

<u>Department</u>	<u>Job Title</u>	<u>Grade</u>	<u>1992 Pay</u>
	ATTENDANT		4.25
	ASST. SUPERVISOR/WSC		5.00
Personnel	DIRECTOR	503	37,037
	ASST DIR	421	27,654
	PERSONNEL TECHNICIAN	404	19,444
	SECRETARY	204	9.73
	COMMUNICATION OPERAT	203	9.63
	COMMUNICATION OPERAT	203	8.66
Planning	DIRECTOR	505	41,828
	ASST DIR	421	29,736
	LONG RANGE PLANNER	411	24,544
	TRANS PLANNER	411	25,568
	ZONING PLANNER	404	20,092
	ZONING PLANNER	404	20,092
	SECRETARY	205	9.14
	SECRETARY	205	8.84
Police	TELECOM. SUPER.	304	26,845
	RECORDS SUPERVISOR	301	23,291
	TELECOMMUNICATOR	211	22,932
	TELECOMMUNICATOR	211	20,311.20
	TELECOMMUNICATOR	211	22,386
	TELECOMMUNICATOR	211	21,184.80
	TELECOMMUNICATOR	211	22,386
	TELECOMMUNICATOR	211	21,184.80
	TELECOMMUNICATOR	211	22,386
	TELECOMMUNICATOR	211	19,656
	TELECOMMUNICATOR	211	22,932
	TELECOMMUNICATOR	211	21,839
	ACCOUNT CLERK	208	9.82
	RECORDS CLERK	205	9.83
	RECORDS CLERK	205	9.14
	RECORDS CLERK	205	10.07
	RECORDS CLERK	205	10.07
	RECORDS CLERK	205	8.84
	SPEC INV CLERK	205	10.56
	RECORDS CLERK	205	9.53
	RECORDS CLERK	205	9.83
	RECORDS CLERK	205	8.84
	CUSTODIAN	A	9.43
Public Safety	BOARD MEMBERS		600
	SECRETARY		1,500
Redev.	DIRECTOR	503	37,037
	ASST. DIRECTOR	416	24,793
	REDEV SPECIALIST	413	28,566
	REDEV SPECIALIST	413	18,448
	REDEV SPECIALIST	413	24,598
	REDEV SPECIALIST	413	27,508
	SECY/ACCT CLERK	203	8.95
Risk Mgmt.	RISK MANAGER	433	34,994
	ASST CITY ATTORNEY	433	32,807
	ACCOUNT CLERK	206	9.63
Rosehill	CITY LANDSCAPER	419	28,651
	CLERK/TYPIST	201	8.48
	MEO II	F	9.93
	MEO I	D	9.73
	LABORER I	B	9.53

<u>Department</u>	<u>Job Title</u>	<u>Grade</u>	<u>1992 Pay</u>
Sanitation	LABORER		5.50
	DIRECTOR	315	31,551
	ASST DIR	306	26,901
	CREW LEADER	J	10.33
	MEO II	F	9.93
	MEO I	D	9.73
	LABORER I	B	9.53
	LABORER (RPB)		6.39
	LABORER (TPT)		6.06
	Street	TRAFF CONTRL SPEC	419
STREET SUPER		315	32,302
ASST. STREET SUPER		307	27,895
SIDEWALK SUPERVISOR		304	24,032
ACCT CLERK		206	10.17
CLERK/TYPIST		202	8.86
CREW LEADER		J	10.76
MEO III		H	10.50
MEO II		F	10.36
MEO II		F	10.32
MEO I		D	10.16
WORKING FOREMAN		H	10.13
MEO III		H	10.13
MEO II		F	9.93
MEO I		D	9.73
LABORER II		D	9.73
LABORER I		B	9.53
SEASONAL LABORER			6.00

SECTION IIA. Job rates and Maximum Grandfather rates for Labor, Trades and Crafts job family.

The rates shown below for the pay grades and job classification within the Labor, Trades and Crafts job family are the maximum rates, with the following exceptions:

Maximum grandfather rates reflect the actual wage for certain employees hired prior to July 1, 1977.

An employee who is transferred, reallocated or promoted to a position in a class in a pay grade higher than that of the class from which the employee is transferred shall be paid the job rate of the new class, provided however, that an employee who, prior to transfer, was paid at a salary rate higher than his/her job rate shall upon transfer, be paid at a rate which is the sum of the job rate of the new class plus the differential between the employee's former salary rate and the employee's former job rate; provided further, that no employee so transferred shall receive more than the highest paid employee in the city in the same classification. An employee who is transferred to a position in a pay grade lower than that of the class from which the employee is transferred shall be paid at the job rate of the new classification; provided however, that an employee, prior to transfer, was paid at a salary rate higher than the job for his/her classification shall, upon transfer, be paid at a rate which is the sum of the job rate of the new class plus the differential between the employee's former salary rate the employee's former job rate; provided further, that no employee so transferred shall receive more than the highest paid employee in the City in the same classification. An employee who, for disciplinary reasons or, at his/her election in lieu of a layoff, is demoted to a class position in a lower pay grade shall be paid at the job rate for the position to which the employee is demoted.

In addition, effective for position classifications assigned to the letter-designated pay

grades A through L, employees working on the evening or night shift shall receive a twenty-five cent (.25) per hour premium. Employees working on a swing shift shall receive a thirty cent (.30) per hour premium. Also, employees working in the Police Department as dispatchers and clerks shall receive a twenty-five cent (.25) per hour premium shift differential for working the evening shift.

JOB FAMILY: LABOR, TRADES AND CRAFTS (LTC)

<u>Grade</u>	<u>Range</u>	
A	9.43	9.43
B	9.53	9.53
C	9.63	9.63
D	9.73	10.16
E	9.83	10.26
F	9.93	10.36
G	10.03	10.03
H	10.13	10.50
I	10.23	10.23
J	10.33	10.76
K	10.43	11.48
L	11.48	12.19

SECTION IIB. All job families, with the exception of the Labor, Trades and Crafts job family.

The minimum and maximum rates listed below reflect the hourly wage and salary ranges for each job classification. Placement within each range is based upon years of service in accordance with the step pay plans for each job family. Said step pay plans are on file in the Personnel Department.

Any employee who transfers laterally or is promoted shall be paid at the wage or salary for the new position in accordance with the ranges contained in the step pay plan. Provided however, no current employee shall receive a pay reduction upon lateral transfer or promotion, but will not receive an additional increase due to promotion or longevity until so merited within the step pay system for the job classification. An employee who is demoted for disciplinary reasons or in lieu of layoff shall receive the wage or salary for the relevant step within the job classification to which the employee is demoted.

JOB FAMILY: CLERICAL, OFFICE MACHINE OPERATORS, TECHNICIANS (COMOT)

<u>Grade</u>	<u>Range</u>	
201	8.01	10.13
202	8.10	10.24
203	8.18	10.35
204	8.27	10.45
205	8.35	10.43
206	8.44	10.67
207	8.52	10.78
208	8.61	10.88
209	8.69	10.99
210	8.78	11.10
211	18,564	23,478

JOB FAMILY: SUPERVISORY, ADMINISTRATIVE, MANAGERIAL (SAM)

<u>Grade</u>	<u>Range</u>	
301	10,992	12,775
301	21,985	25,549
302	22,434	26,070
304	23,650	27,484
306	24,277	28,213
307	24,575	28,559
310	25,995	30,209
312	26,663	30,985
315	27,796	32,302

JOB FAMILY: PROFESSIONAL, ADMINISTRATIVE, TECHNICAL (PAT)

<u>Grade</u>	<u>Range</u>	
401	17,659	22,473
403	18,561	23,623
404	19,013	24,416
407	20,370	25,924
408	20,902	26,602
409	21,436	27,282
410	21,968	27,958
411	22,500	28,636
413	23,276	29,624
414	23,469	29,869
415	23,664	30,116
416	24,243	30,853
417	24,438	31,102
418	24,825	31,595
419	25,213	32,089
420	25,691	32,697
421	26,168	33,304
422	26,908	34,246
423	27,092	34,634
424	27,462	34,950
425	27,831	35,421
426	28,201	35,891
427	28,569	36,359
429	29,862	38,006
431	30,971	39,417
432	31,340	41,292
433	32,079	40,827
434	32,449	41,297
435	33,092	44,547

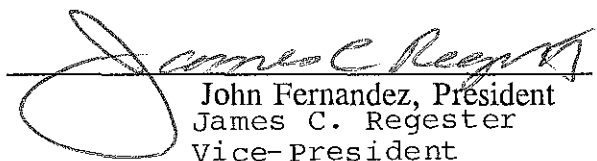
JOB FAMILY: NON-TENURED POSITIONS

<u>Grade</u>	<u>Range</u>	
501	29,862	38,006
503	31,340	39,886
504	32,079	40,827
505	33,092	42,305
507	33,557	48,458
509	35,503	45,185
511	37,036	47,136


SECTION III. The rates shown as wages and salaries for the positions listed above are maximum rates.

SECTION IV. This ordinance shall be in full force and effect from and after its passage by the Common Council and approval by the Mayor.


PASSED AND ADOPTED by the Common Council of the City of Bloomington, Indiana, this 24 day of July, 1991.


John Fernandez, President
James C. Register
Vice-President


ATTEST:


Patricia Williams, City Clerk

Presented by me to the Mayor of the City of Bloomington upon the 25th day of July, 1991, at the hour of 4 o'clock, p.m.


City Clerk

THIS ORDINANCE was approved and signed by me on this 25th day of July, 1991, at the hour of _____ o'clock, __.m.


Tomilea Allison, Mayor
City of Bloomington

SYNOPSIS

This ordinance sets the maximum 1992 salary for all appointed officers and employees of the City of Bloomington.

Signd copies to
Personnel
Council
auditor - certified
clerk file

*****AMENDMENT FORM*****

ORDINANCE #: Ord 91-39

SUBMITTED BY: Council Office

COMMITTEE ACTION: Pending

PROPOSED AMENDMENT:

Substitute "Executive Assistant" for "Administrative Assistant" under the Job Title column of the Department of Mayor.

SYNOPSIS

This amendment corrects the job title for Mike Davis' position in the Mayor's Office.