



**CITY OF BLOOMINGTON
parks and recreation**

AGENDA

City of Bloomington Board of Park Commissioners
Regular Meeting: Tuesday, June 28, 2016 4:00 – 5:30 p.m.

Council Chambers
401 North Morton

CALL TO ORDER - ROLL CALL

A. CONSENT CALENDAR

- A-1. Approval of Minutes of May 24, 2016
- A-2. Approval of Claims Submitted May 24, 2016 – June 27, 2016
- A-3. Approval of Non-Reverting Budget Amendments
- A-4. Review of Business Report

B. PUBLIC HEARINGS/APPEARANCES

- B-1. Public Comment Period -
- B-2. Bravo Award - Kip Kress (Nickki Wooten)
- B-3. Parks Partner Award -
- B-4. Staff Introductions - Harika (Ria) Upadhyayula (Community Relations Intern)
Ashley Miller (Health/Wellness Intern)
Jacob Miller (Sports Intern)

C. OTHER BUSINESS

- C-1. Review/Approval of Partnership Agreement with the Bloomington Parks Foundation for the Downtown Square Tree Campaign (Paula McDevitt)
- C-2. Review/Approval of Partnership Agreement with Mad For Dog for Drool in the Pool Event (Bill Ream)
- C-3. Review/Approval of contract with Above All Floors INC for resurfacing project at TLRC (John Turnbull)
- C-4. Review/Approval of contract with Milestone Contractors, L.P for Southeast Park Asphalt Resurfacing (John Turnbull)
- C-5. Review/Approval of Partnership Agreement with Middle Way House for use of Mills Pool (John Turnbull)
- C-6. Review/Approval of Partnership Agreement with Summer Star Foundation for Banneker Nature Days (Elizabeth Tompkins)

D. REPORTS

- D-1. Operations Division -
- D-2. Recreation Division -
- D-3. Sports Division -
- D-4. Administration Division - Google Tracker Project (Julie Ramey)

ADJOURNMENT



A-1
06-28-2016

Board of Park Commissioners
Regular Meeting
Minutes

Tuesday, May 24, 2016
5:00 – 6:30 p.m.

Council Chambers
401 N. Morton

CALL TO ORDER

The meeting was called to order by Mr. Les Coyne at 5:00 p.m.

Board Present: Les Coyne, Jane St. John, Joe Hoffman and Kathleen Mills

Staff Present: Paula McDevitt, Dave Williams, Kim Clapp, Julie Ramey, Nikki Wooten, Chelsea Burris, Steve Cotter, Leslie Brinson, Greg Jacobs, Joanna Sparks, Marcia Veldman and Elizabeth Tompkins

A. CONSENT CALENDAR

- A-1. Approval of Minutes of April 19, 2016 Meeting
- A-2. Approval of Claims Submitted April 19, 2016 thru May 23, 2016
- A-3. Approval of Non-Reverting Budget Amendments
- A-4. Review of Business Report

Mr. Les Coyne stated financial reports indicate 2016 revenue numbers are up when compared to 2015 numbers.

Mr. Joe Hoffman made a motion to approve the Consent Calendar. Ms. Jane St. John seconded the motion. Motion unanimously carried.

B. PUBLIC HEARINGS/APPEARANCES

B-1. Public Comment Period – None

Mr. David Slaybaum approached the podium. Mr. Slaybaum stated, during a 2015 Board of Park Commissioners Meeting, he expressed concern on criminal behavior in public parks. Mr. Slaybaum informed the Board, due to individuals sleeping in his place of business, his laundromat had to be closed for approximately 30% of their revenue time. He believes this is due to the criminal behavior that occurs in public parks. Mr. Slaybaum stated, they would like to submit several ideas on what they consider bad behavior. They would like to be part of the process on how to solve this issue.

Mr. Coyne requested Mr. Slaybaum submit a written proposal to Bloomington Parks and Recreation Department. Mr. Coyne stated this is a complicated and comprehensive issue that involves many City Departments. This problem is constantly being considered and reviewed by multiple agencies.

The Board inquired where Mr. Slaybaum's laundromat is located.

Mr. Slaybaum stated it is located on Pinellas Drive.

The Board thanked Mr. Slaybaum for his time and concern.

Mr. Jim Murphy and Ms. Debbie Lemon, Volunteers of the Bloomington Parks Foundation, approached the podium. Mr. Murphy stated many trees on the downtown square are failing and must be replaced. The Foundation has initiated a Downtown Square Tree Campaign, giving the community the opportunity to sponsor a tree. This program will help offset the City's cost of tree replacement. This will be a very extensive and laborious project, due to the possibility of the tree root systems being intertwined with the utilities under the sidewalks. The damaged trees will be removed and replaced with a more urban tree, the American Linden. Larger grates will be used to allow more oxygen and water to infiltrate the root system, making a healthier tree. A number of trees have already been committed. Sponsorship will be for a ten year period and will include a plaque in memory of an individual(s) or in honor of a business or organization. The plaques will be attached to the grates at the base of the trees.

Ms. Lemon addressed the Board. Ms. Lemon commented the removal of downtown trees, changes the complexion of the square. It changes the canopy and feel of the downtown area. In partnering with the City, the Foundation will be asking donors for \$2,000 of the \$4,000 tree replacement cost. The Foundation wants to provide assistance in preserving the beauty of the downtown area. This is a kick-off for bigger and better things with Switchyard Park.

Mr. Murphy acknowledged and thanked Ms. Paula McDevitt and the staff of Bloomington Parks and Recreation for their assistance with this partnership.

The Board inquired if the replacement trees will support holiday lights.

Mr. Murphy stated once the trees have matured, they will be adorned with holiday lights. The condition and health of the tree will be considered before the placement of lights.

The Board thanked Mr. Murphy, Ms. Lemon and the Foundation for all of their effort and support.

B-2. Bravo Award – Angie Shelton

Nikki Wooten, Special Service Coordinator, presented the May Bravo Award to Angie Shelton, for her service to Nature Days programs and the Environmental Resources Advisory Council (ERAC). Ms. Shelton has been a resident of Bloomington for the past thirteen years. Ms. Shelton has worked for Indiana University as a researcher and is currently an Environmental Science teacher at Bloomington North High School. As part of a service learning component, Ms. Shelton recruited nearly 30 students from her class. The combined volunteer hours of these students, provided 150 hours of group leaders for Leonard Springs Nature Days. Ms. Shelton has volunteered in various capacities with the Department, providing research on deer, serving on ERAC and assisting with youth programs. The Bloomington Parks and Recreation Department is pleased to present Ms. Shelton with the May Bravo award for her exceptional service to the Department's environmental efforts.

Ms. Shelton approached the podium. Ms. Shelton thanked the Board for this award and recognized her students for their hard work and volunteer hours. The students were able to choose their service project and were very excited to have the opportunity to go back to Leonard Springs Nature Day. The majority of students remembered participating at Leonard Springs Nature Days as sixth graders. They enjoyed it just as much as eleventh and twelfth graders. Leonard Springs Nature Days was an excellent environmental learning experience for the students and is a great program.

The Board thanked Ms. Shelton for the hard work and support that she has provided to Bloomington Parks and Recreation.

B-3. Parks Partner Award – None

B-4. Staff Introduction

Ms. Shannen Keene is an intern with BPRD Health and Wellness. Ms. Keene is a recent graduate of Indianan University with a degree in Public Health and a minor in Environmental and Sustainability Studies. Ms. Keene is interested in the planning, implementation, and evaluation of health programs. In the future, she hopes to work with the Native populations to help ameliorate their stark health disparities. Throughout her time with IU, Ms. Keene became involved in the Bloomington Community. Ms. Keene has volunteered with Mother Hubbard's Cupboard, Crestmont Community, Girls Inc., Middle Way House and Farmers' Market. Ms. Keene is eager to work alongside the dedicated staff of the BPRD and looks forward to seeing the important connections between public health and recreation.

Ultimately, she hopes to improve the well-being of the Bloomington community through this Health/Wellness internship.

Ms. Emily Hall graduated from Trinity University in San Antonio, Texas with a BS in biochemistry and a BA in political science. She is currently a dual master candidate in the SPEA program. Ms. Hall has previously worked for a large environmental consulting company on Phase I environmental site assessments. She has interned for the EPA working on the Integrated Pest Management program. Ms. Hall will be working on special projects for the Bloomington Community Farmers' Market and assisting with the Community Gardening Program.

The Board recognized Ms. Julie Ramey, Community Relations Manager for the creating the Bloomington Parks and Recreation 2015 Annual Report.

C. OTHER BUSINESS

C-1. Review/Approval of a Request to Conduct Visitor Surveys at Griffy Lake Nature Preserve

Mr. Steve Cotter, Natural Resource Manager, Eric Knackmuhs is seeking approval to conduct visitor surveys at Griffy Lake Nature Preserve during the summer of 2016. Mr. Knackmuhs is pursuing his dissertation in the Department of Recreation, Park and Tourism Studies in the Indiana University School of Public Health. Mr. Knackmuhs has researched opinions regarding the proposed deer cull. Mr. Knackmuhs has written two papers on the topic and is in the process of writing two additional papers.

Mr. Joe Hoffman made a motion to approve the Request to Conduct Visitor Surveys at Griffy Lake Nature Preserve. Ms. Jane St. John seconded the motion. Motion was unanimously carried.

C-2. Review/Approval of Banneker Community Center Advisory Council Appointment

Ms. Leslie Brinson, Facility/Program Coordinator, the BBCC Advisory Council is made up of seven members and is currently running with six of the seven chairs filled. Three terms ended in January 2016, with two members seeking reappointment. At this time, staff recommends the re-appointment of Trudy Litz, who has been part of the Advisory Council since 2010 and has strong community connections. The re-appointment of Kim Morris-Newson, who has been part of the Advisory Council for the last six years and provides connections with the Indiana University Community and School Partnerships. The new appointment of Jessica Pitman, who is heavily involved with Fairview Elementary. Having a liaison to Fairview Elementary will continue to strengthen that partnership while looking to expand opportunities to families and students.

The Board inquired on the number of application received.

Ms. Brinson stated three applications were received. Anyone interested in becoming part of the Advisory Council is encouraged to apply.

Mr. Joe Hoffman made a motion to approve the Banneker Community Center Advisory Council Appointment. Ms. Jane St. John seconded the motion. The motion was unanimously carried.

C-3 Review/Approval of Alcohol Permit Request for 2016 Garlic Fest and Community Art Fair

Mr. Greg Jacobs, Community Events Coordinator, this is the fifth year for the event and the third year that includes the sale of beer and wine. This event will be held on September 3rd and 4th at Waldron, Hill, and Buskirk Park. The event organizers will be accessed an alcohol permit fee of \$200 or ten percent of gross, whichever is greater. The organizers are prepared to adhere to all local and state laws along with any rules and regulations from BPRD. It will be the responsibility of the event organizers to provide appropriate security. Prior to the event, a copy of the temporary state alcohol permit must be presented to the Parks Department. The event coordinator is in good standing with the department and staff feel it is appropriate to include the sale of beer/wine at this event.

Mr. Joe Hoffman made a motion to approve the Alcohol Permit request for 2016 Garlic Fest and Community Art Fair. Ms. St. John seconded the motion. The motions was unanimously carried.

C-4. Review/Approval of Alcohol Permit Request for Tour of Bloomington Event.

Mr. Greg Jacobs, Community Events Coordinator, the Scholars Inn Bakehouse Cycling Team has held this event multiple times. Prior events did not include the sale of alcohol. This event will include two loops of the surrounding area. The larger loop tours outside the city limits with the smaller loop being within the city limits. The smaller loop is adjacent to Peoples Park, which is the site the organizers are requesting to sale alcohol.

Mr. Adam Prange, Scholars Inn Backhouse Cycling Team representative, approached the podium. Mr. Prange stated the title sponsor has changed to Upland Brewery and the event will now be known as the Upland Tour of Bloomington. This will be a three day event with races being held on each day. Saturday, a course will be held on Kirkwood and will run by Peoples Park, the site of the proposed beer garden. This is an event, where participants can enter all three races. Prizes are given for each event, with a current purse of over \$10,000. The goal of the organization is to make this event comparable to that of larger events held in Indiana. This event has become the State Road Championship for Indiana and will draw a large number of participants and spectators to Bloomington.

The Board inquired on the specific times the park will be used and alcohol sold. What are the detailed plans for controlling the area and the event? Does the BPRD staff approve of the organizations plans? Has there previously been a permitted alcohol event held at Peoples' Park? How is the event enhanced by the sale of alcohol?

Mr. Prange stated the Saturday race will run from 10:00 a.m. to 8:00 p.m. During this time frame, if approved, beer will be served at the park. The organizers plan to cordon off the back two thirds of Peoples Park (back from Kirkwood and on Dunn). The organizers are prepared to adhere to all local and state laws along with any rules and regulations from BPRD. The event organizers are working with the Sherriff Auxiliary to provide security for the event. This event has been held for twelve years, this is the first year to request the sale of alcohol. The organizers are attempting to promote this as a larger event. They feel the beer garden would aid with the promotion especially with the title sponsor being Upland Brewery.

Mr. Jacobs stated the staff would be apprised of all the organization's plans for following state laws and regulations. It is not recommended the entire park be enclosed.

The Board discussed the advantages and disadvantages of alcohol being sold at this location. The main concern being the ability to control the event due to the size of the park.

Mr. Hoffman made a motion to approve the Alcohol Permit for the Upland Tour of Bloomington. Ms. St. John seconded the motions. Vote was taken – one (1) aye, three (3) nays. Motion was denied.

C-5 Review/Approval of the Adopt-A-Landscape Plot Partnership Agreement with Kiwanis Club of Bloomington

Ms. Joana Sparks, City Landscaper, the Kiwanis Club is a global organization of volunteers “dedicated to improving the world, one child and one community at a time”. In celebration of the Indiana Bicentennial, the Kiwanis Club would like to dedicate a garden to the City of Bloomington. With the organization's focus on children, it was determined the Allison Juke Box Community Center would be the ideal location. If approved, the Kiwanis Club will install a native plant and pollinator garden at this site. The garden will included a dedication plaque. Ms. Sparks will work closely with this organization to oversee the selection of plants, landscape plan and site work.

The Board suggested the department contact the Legal Department to designate this as a public sign and verify all new signage regulations are being followed. The Board requested the final site plan be approved and signed off by the Park's Director.

Mr. Hoffman made a motion to approve the Adopt-A-Landscape Plot Partnership Agreement with Kiwanis Club of Bloomington, with the review and if necessary modified by City Legal. Ms. Jane St. John seconded the motion. The motion was unanimously carried.

C-6 Review/Approval of Partnership Agreement of Facility Use of Mills Pool by Monroe County United Ministries

Ms. Chelsea Burris, Aquatic Program Coordinator, the Monroe County United Ministries, historically has been allowed to use Mills Pool for their summer pre-school childcare program. The slight changes to this year's partnership include MCUM using the pool fewer days and being invoiced at the end of the season. In past years MCUM purchased punch passes prior to pool usage.

Mr. Hoffman made a motion to approve the Partnership Agreement of Facility Use of Mills Pool by Monroe County United Ministries. Ms. St. John seconded the motion. Motion was unanimously carried.

C-7 Review/Approval of Farmers' Market Advisory Council Appointment

Ms. Marcia Veldman, Program/Facility Coordinator, the staff recommends approval of the appointment of Don Rhudy to the Farmers' Market Advisory Council. A FMAC farm vendor representative, resigned leaving a vacant position. The position opening was placed in the Market Beet.

The Board inquired on the applicant's qualifications and background. The Board questioned the number of applications received.

Ms. Veldman stated Mr. Rhudy, lives on a farm located in the Martinsville area. The farm has been in his family for generations. Mr. Rhudy and his wife has been selling, primarily vegetables, at the market for the last five years. They have been a delightful vendor. Mr. Rhudy was the only applicant to apply for the position.

Mr. Hoffman made a motion to approve the Partnership Agreement of the Farmers' Market Advisory Council Appointment. Ms. St. John seconded the motion. The motion was unanimously carried.

REPORTS

D-1. Recreations Division – Farmers' Market Advisory Council Annual Report

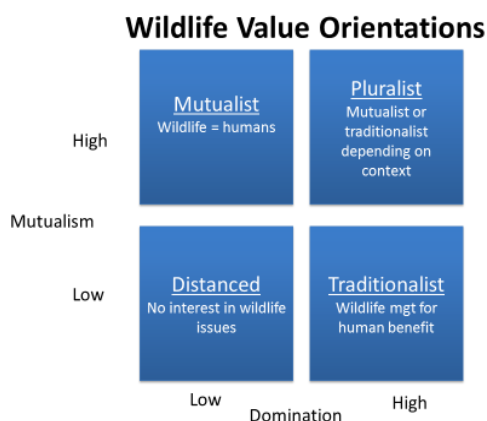
Ms. Leslie Burns, Farmers' Market Advisory Council Chair, presented the 2015 Report.

1. Market exceeded the 2015 revenue goal. Generated 103% of the budget.
2. Market attendance over the last three years has been flat with no significant growth. Five of the seven years prior saw double digit growth in customer count.
3. The Tuesday Market attendance dropped in 2015, a meeting was held and the decision was made to continue the Tuesday Market. No changes will be made at this time.
4. Since 2013, \$70,000 of funding has been secured to provide incentive of doubling Snap benefits. Increasing the access of low income people to healthy food. A Grant for an additional \$30,000 has been submitted.
5. In 2015, the Market led a discussion in the now GMO policy. All GMO product must be labeled as such. Customer interest in this topic was the major driving factor.
6. Preliminary plans for the Switchyard Plan project was presented to the Council last December and will be a topic of discussion for 2016.
7. Other 2016 topic of discussions
 - a. Innovative Farm Arrangements – Those farmers who have plans to develop items that do not fit within the current contractual definition but do fit within the mission of the market. Committee has been developed.
 - b. Food Trucks – Revenue from prepared vendors continue to grow. Vendors are having difficulty keeping up with preparation and demand. Discussion was held on adding a couple of food trucks on incremental change to gauge effectiveness. Discussion to be continued
 - c. Artisanal Food Fair – This once a month event would consist of a small amount of vendors with specialty food products.

D-2. Operations Division – Griffy Lake Social Science Research Summary

Mr. Eric Knackmuhs presented summary on Griffy Lake Research.

1. Research questions
 - a. What factors significantly contribute to individual's perspective on the use of sharpshooters to manage the deer herds?
 - b. What factors influence individuals preference for alternative deer management options
2. Independent Variables – Household benefits, household damages, Griffy Lake visitation, deer ecological impact, government trust, ecological literacy, demographics.
3. Dependent Variables- Let nature takes its course, capture and removal, contraception, allow public hunting and trained sharpshooters.
4. Results – What factors significantly contribute to individuals' perspective on the use of sharpshooters to manage the deer herds at Griffy Lake Nature Preserve?
 - a. Household benefits (neg), household damages, deer ecological impact, ecological literacy, government trust.
5. Results – Which factors influence individuals' preference for alternative deer management options?
 - a. Let nature take its course- Household benefits, household damages (neg), deer ecological impacts (neg), government trust (neg), female, education (neg).
 - b. Capture and removal – Household damages (neg), deer ecological impacts (neg) ecological literacy (neg), Task Force avg. (neg).
 - c. Contraception – Griffy Lake visitation, education.
 - d. Public hunting – Deer ecological impacts, female (neg), education (neg).
6. Implications – Policy support linked to ecological literacy, deer ecological impacts, and government trust. Two-way, experiential, onsite programming to increase ecological literacy.
7. Research questions
 - a. Which factors can predict trust in the City of Bloomington (CoB) to properly manage deer?
8. Independent Variables – Task force evaluation, personal actions, opinion of Griffy study, opinion of deer management studies, influence of deer management studies, preference for lethal management hunting and sharpshooting, demographics.
9. Dependent Variables – Trust in the City of Bloomington.
10. Which factors influence trust?
 - a. Trust in City of Bloomington to balance needs of humans, deer, and natural areas predicted by, positive evaluation of the deer task force and agreement with scientific research findings.
 - b. Distrust predicted by, support for hunting and age (older).
11. Implications – Evaluation of scientific evidence mediated by trust.
 - a. Trust is prerequisite.
 - b. Potential backfire effect.
12. Research question
 - a. To what extent to policy narratives based on wildlife value orientations influence attitudes and support of sharpshooting?
- 13.



14. Methods
 - a. Pre-test – Attitudes towards deer, sharpshooting, support for policy. Pro (traditionalist) or Anti-sharpshooting (mutualist) narrative.
 - b. Post-test – Attitudes towards deer, sharpshooting, support for policy.

D-3. Sports – None

D-4. Administration Division – Accreditation Team Visit

Paula McDevitt, Acting Director, the accreditation site visit begins June 6th and runs through June 9th. The accreditation team, made up of three Parks and Recreation Professionals, receive the accreditation packet prior to their visit. The site visit gives the accreditation team an opportunity to review the document with staff and ask for any clarification. The accreditation process gives the department the opportunity to measure ourselves against national standards. The department has turned the accreditation process into a management tool. The Board will receive an agenda for the accreditation team visit.

The Chair acknowledge the passing of previous Board Member, Lola Debro. Ms. Debro was a Park Board Member from 1974 thru 1979.

The Chair announced the resignation of Ms. Jane St. John. Due to professional commitments, Ms. St. John will be unable to continue her role on the Board of Park Commissioners. The Board thanked Ms. St. John for her hard work and dedication to the Parks Department.

Ms. St. John thanked the Board.

ADJOURNMENT

Meeting adjourned at 6:28 p.m.

Respectfully Submitted,



Kim Clapp, Secretary Board of Park Commissioners



Board of Parks & Recreation Claim Register

Invoice Date Range 05/24/16 - 06/03/16

Vendor	Invoice No.	Invoice Description	Status	Held Reason	Invoice Date	Due Date	G/L Date	Received Date	Payment Date	Invoice Amount
Fund 200 - Parks and Recreation General										
Department 18 - Parks & Recreation										
Program 181000 - Administration										
Account 52110 - Office Supplies										
5103 - Staples Contract & Commercial, INC	3301423009	18-Office Supplies	Paid by EFT # 12424		05/24/2016	05/24/2016	06/03/2016		06/03/2016	93.72
5103 - Staples Contract & Commercial, INC	3301423008	18-Office Supplies	Paid by EFT # 12424		05/24/2016	05/24/2016	06/03/2016		06/03/2016	3.86
5103 - Staples Contract & Commercial, INC	3302041624	18-Office Supplies	Paid by EFT # 12424		05/24/2016	05/24/2016	06/03/2016		06/03/2016	85.80
5103 - Staples Contract & Commercial, INC	3302041623	18-Office Supplies	Paid by EFT # 12424		05/24/2016	05/24/2016	06/03/2016		06/03/2016	45.74
Account 52110 - Office Supplies Totals										\$229.12
Account 53210 - Telephone										1,918.30
1079 - AT&T	349370005051916	18-Landline April 20-May19, 2016	Paid by Check # 63234		05/24/2016	05/24/2016	06/03/2016		06/03/2016	\$1,918.30
Account 53210 - Telephone Totals										\$1,918.30
Program 181000 - Administration Totals										\$2,147.42
Program 181100 - Marketing										
Account 52420 - Other Supplies										
5103 - Staples Contract & Commercial, INC	3302041622	18-Office Supplies	Paid by EFT # 12424		05/24/2016	05/24/2016	06/03/2016		06/03/2016	158.00
Account 52420 - Other Supplies Totals										\$158.00
Account 52430 - Uniforms and Tools										
15449 - Rosen & Rosen Industries (R&R Industries)	495730	18-(36) vests w/ screened logo for Trail	Paid by EFT # 12407		05/24/2016	05/24/2016	06/03/2016		06/03/2016	192.08
Account 52430 - Uniforms and Tools Totals										\$192.08
Account 53310 - Printing										
3892 - Midwest Color Printing, INC	8414	18-Scott Pedersen business cards	Paid by EFT # 12381		05/24/2016	05/24/2016	06/03/2016		06/03/2016	36.90
53125 - Mr. Copy, INC	30402	18-Kamp Kreze and Summer Kreze	Paid by Check # 63284		05/24/2016	05/24/2016	06/03/2016		06/03/2016	93.33
Account 53310 - Printing Totals										\$129.83
Account 53990 - Other Services and Charges										
129 - FedEx Office and Print Service, INC	021100037022	18-NRPA poster mount on foamcore	Paid by EFT # 12319		05/24/2016	05/24/2016	06/03/2016		06/03/2016	31.35
Account 53990 - Other Services and Charges Totals										\$31.35
Program 181100 - Marketing Totals										\$511.28
Program 182001 - Aquatics - Bryan Pool										
Account 52420 - Other Supplies										
485 - Sam's Club	2210	18-Orientation Supplies	Paid by Check # 63294		05/24/2016	05/24/2016	06/03/2016		06/03/2016	155.07
Account 52420 - Other Supplies Totals										\$155.07
Account 53630 - Machinery and Equipment Repairs										
11199 - Daniel Owens (Owens Septic Service, LLC)	16353	18-draining the pool	Paid by Check # 63289		05/24/2016	05/24/2016	06/03/2016		06/03/2016	475.00
Account 53630 - Machinery and Equipment Repairs Totals										\$475.00
Program 182001 - Aquatics - Bryan Pool Totals										\$630.07
Program 182500 - Frank Southern Center										
Account 53540 - Natural Gas										
222 - Vectren	0250573228051916	18-Natural Gas	Paid by Check # 63305		05/24/2016	05/24/2016	06/03/2016		06/03/2016	18.14
Account 53540 - Natural Gas Totals										\$18.14
Account 53650 - Other Repairs										
1592 - Horner Industrial Services, INC	860962	18-FSC-Cooling Tower Fan Rebalancing	Paid by EFT # 12341		05/24/2016	05/24/2016	06/03/2016		06/03/2016	765.00
Account 53650 - Other Repairs Totals										\$765.00
Account 53910 - Dues and Subscriptions										
4170 - Comcast Cable Communications, INC	201288018051416	18-Cable Service	Paid by Check # 63262		05/24/2016	05/24/2016	06/03/2016		06/03/2016	93.66
Account 53910 - Dues and Subscriptions Totals										\$93.66
Program 182500 - Frank Southern Center Totals										\$876.80
Program 183500 - Golf Services										
Account 52230 - Garage and Motor Supplies										
3496 - Smith Implements, INC	19237931	18 - Machine Parts	Paid by EFT # 12418		05/24/2016	05/24/2016	06/03/2016		06/03/2016	372.85
Account 52230 - Garage and Motor Supplies Totals										\$372.85
Account 52310 - Building Materials and Supplies										
53005 - Menards, INC	27423	18 - Lights and light bulbs	Paid by Check # 63277		05/24/2016	05/24/2016	06/03/2016		06/03/2016	76.52
Account 52310 - Building Materials and Supplies Totals										\$76.52
Account 53950 - Landfill										
2260 - Republic Services, INC	0694-001556518	18-landfill	Paid by EFT # 12402		05/24/2016	05/24/2016	06/03/2016		06/03/2016	527.20
Account 53950 - Landfill Totals										\$527.20
Program 183500 - Golf Services Totals										\$976.57
Program 184000 - Natural Resources										
Account 52210 - Institutional Supplies										
394 - Kleindorfer Hardware & Variety	514563	18-boathouse cleaning supplies	Paid by EFT # 12364		05/24/2016	05/24/2016	06/03/2016		06/03/2016	14.07
Account 52210 - Institutional Supplies Totals										\$14.07
Account 52420 - Other Supplies										
11589 - Bloomington Cooperative Services (Bloomingtonfoods)	777706-02	18-boathouse water	Paid by Check # 63249		05/24/2016	05/24/2016	06/03/2016		06/03/2016	4.90
Account 52420 - Other Supplies Totals										\$4.90
Account 52430 - Uniforms and Tools										
11693 - The Awards Center	55246a	18-naturalist nametag	Paid by Check # 63299		05/24/2016	05/24/2016	06/03/2016		06/03/2016	8.75

			Account 52430 - Uniforms and Tools Totals			Invoice Transactions 1		\$8.75
			Program 184000 - Natural Resources Totals			Invoice Transactions 3		\$27.72
Program 184500 - Youth Services -Juke Box								
Account 52310 - Building Materials and Supplies								
3588 - Cintas Corporation (Cintas #529 EFT Vendor)	529504126	18-AJB Dustmop and rug	Paid by EFT # 12295	05/24/2016	05/24/2016	06/03/2016	06/03/2016	30.58
			Account 52310 - Building Materials and Supplies Totals			Invoice Transactions 1		\$30.58
			Program 184500 - Youth Services -Juke Box Totals			Invoice Transactions 1		\$30.58
Program 186500 - Community Events								
Account 53990 - Other Services and Charges								
5385 - Jack Whittle	05102016	18 - People's Park Concert Payment	Paid by EFT # 12444	05/24/2016	05/24/2016	06/03/2016	06/03/2016	100.00
			Account 53990 - Other Services and Charges Totals			Invoice Transactions 1		\$100.00
			Program 186500 - Community Events Totals			Invoice Transactions 1		\$100.00
Program 186502 - Community Events-Gardens								
Account 52420 - Other Supplies								
394 - Kleindorfer Hardware & Variety	514889	18-Misc Supplies	Paid by EFT # 12364	05/24/2016	05/24/2016	06/03/2016	06/03/2016	24.45
			Account 52420 - Other Supplies Totals			Invoice Transactions 1		\$24.45
			Program 186502 - Community Events-Gardens Totals			Invoice Transactions 1		\$24.45
Program 187001 - Adult Sports-Softball								
Account 52220 - Agricultural Supplies								
4383 - Advanced Turf Solutions, INC	S0539120.1	18-TLSP- Field Chemicals	Paid by EFT # 12261	05/24/2016	05/24/2016	06/03/2016	06/03/2016	1,552.92
4383 - Advanced Turf Solutions, INC	S0539120.2	18-TLSP- Field Chemicals	Paid by EFT # 12261	05/24/2016	05/24/2016	06/03/2016	06/03/2016	124.14
			Account 52220 - Agricultural Supplies Totals			Invoice Transactions 2		\$1,677.06
Account 52230 - Garage and Motor Supplies								
796 - Interstate Battery System of Bloomington, INC	967955	18-TLSP-Battery	Paid by Check # 63274	05/24/2016	05/24/2016	06/03/2016	06/03/2016	85.00
786 - Richard's Small Engine, INC	219497	18-TLSP- Gasket Rocker Cover	Paid by EFT # 12404	05/24/2016	05/24/2016	06/03/2016	06/03/2016	22.56
			Account 52230 - Garage and Motor Supplies Totals			Invoice Transactions 2		\$108.56
Account 52340 - Other Repairs and Maintenance								
4680 - Central Indiana Hardware Co., INC	7149745	18-(20) BEST cores & (14) keys	Paid by Check # 63253	05/24/2016	05/24/2016	06/03/2016	06/03/2016	200.00
			Account 52340 - Other Repairs and Maintenance Totals			Invoice Transactions 1		\$200.00
Account 52420 - Other Supplies								
394 - Kleindorfer Hardware & Variety	514902	18-TLSP-Open PO at Kleindorfer for small	Paid by EFT # 12364	05/24/2016	05/24/2016	06/03/2016	06/03/2016	5.59
394 - Kleindorfer Hardware & Variety	494838	18-TLSP-Open PO at Kleindorfer for small	Paid by EFT # 12364	05/24/2016	05/24/2016	06/03/2016	06/03/2016	6.59
394 - Kleindorfer Hardware & Variety	495478	18-TLSP-Open PO at Kleindorfer for small	Paid by EFT # 12364	05/24/2016	05/24/2016	06/03/2016	06/03/2016	233.85
			Account 52420 - Other Supplies Totals			Invoice Transactions 3		\$246.13
Account 53950 - Landfill								
2260 - Republic Services, INC	0694-001557560	18-landfill	Paid by EFT # 12402	05/24/2016	05/24/2016	06/03/2016	06/03/2016	242.62
			Account 53950 - Landfill Totals			Invoice Transactions 1		\$242.62
			Program 187001 - Adult Sports-Softball Totals			Invoice Transactions 9		\$2,474.37
Program 187002 - Adult Sports-Tennis								
Account 52430 - Uniforms and Tools								
798 - Winters Associates Promotional Products, INC	110362	18 - Tennis Staff Shirts	Paid by Check # 63307	05/24/2016	05/24/2016	06/03/2016	06/03/2016	83.69
			Account 52430 - Uniforms and Tools Totals			Invoice Transactions 1		\$83.69
			Program 187002 - Adult Sports-Tennis Totals			Invoice Transactions 1		\$83.69
Program 187202 - Youth Sports-Winslow								
Account 53650 - Other Repairs								
321 - Harrell Fish, INC	W17798	18 - Winslow Sewer	Paid by EFT # 12332	05/24/2016	05/24/2016	06/03/2016	06/03/2016	1,479.00
539 - Price Electric, INC	26576	18 - FSC Ice machine switch replacement	Paid by Check # 63292	05/24/2016	05/24/2016	06/03/2016	06/03/2016	85.20
			Account 53650 - Other Repairs Totals			Invoice Transactions 2		\$1,564.20
			Program 187202 - Youth Sports-Winslow Totals			Invoice Transactions 2		\$1,564.20
Program 187500 - Banneker								
Account 52210 - Institutional Supplies								
3588 - Cintas Corporation (Cintas #529 EFT Vendor)	529497361	18- BBCC Toilet Paper	Paid by EFT # 12295	05/24/2016	05/24/2016	06/03/2016	06/03/2016	112.00
			Account 52210 - Institutional Supplies Totals			Invoice Transactions 1		\$112.00
Account 52310 - Building Materials and Supplies								
4443 - The Sherwin Williams Company	1388-6	18- BBCC 3rd Floor Office	Paid by EFT # 12433	05/24/2016	05/24/2016	06/03/2016	06/03/2016	96.55
			Account 52310 - Building Materials and Supplies Totals			Invoice Transactions 1		\$96.55
Account 53910 - Dues and Subscriptions								
4170 - Comcast Cable Communications, INC	2875830100514 16	18-Cable	Paid by Check # 63261	05/24/2016	05/24/2016	06/03/2016	06/03/2016	85.16
			Account 53910 - Dues and Subscriptions Totals			Invoice Transactions 1		\$85.16
Account 53990 - Other Services and Charges								
3588 - Cintas Corporation (Cintas #529 EFT Vendor)	529502333	18- BBCC Restroom Sanitation	Paid by EFT # 12295	05/24/2016	05/24/2016	06/03/2016	06/03/2016	90.76
			Account 53990 - Other Services and Charges Totals			Invoice Transactions 1		\$90.76
			Program 187500 - Banneker Totals			Invoice Transactions 4		\$384.48
Program 189000 - Operations								
Account 52210 - Institutional Supplies								
1029 - Cintas First Aid & Safety # 388	9009377164	18-(3) doz safety glasses for RFT &	Paid by Check # 63254	05/24/2016	05/24/2016	06/03/2016	06/03/2016	138.00
1029 - Cintas First Aid & Safety # 388	9009313808	18-(3) doz safety glasses for RFT &	Paid by Check # 63254	05/24/2016	05/24/2016	06/03/2016	06/03/2016	78.95
			Account 52210 - Institutional Supplies Totals			Invoice Transactions 2		\$216.95
Account 52230 - Garage and Motor Supplies								
394 - Kleindorfer Hardware & Variety	513504	18-Misc supplies for garage & shop	Paid by EFT # 12364	05/24/2016	05/24/2016	06/03/2016	06/03/2016	74.99
			Account 52230 - Garage and Motor Supplies Totals			Invoice Transactions 1		\$74.99
Account 52310 - Building Materials and Supplies								
334 - Irving Materials, INC	60005889	18-4.25cys concrete for artwork foundation @	Paid by EFT # 12352	05/24/2016	05/24/2016	06/03/2016	06/03/2016	399.25

334 - Irving Materials, INC	60005925	18-4.25cys concrete for artwork foundation @	Paid by EFT # 12352	05/24/2016	05/24/2016	06/03/2016	06/03/2016	357.00
394 - Kleindorfer Hardware & Variety	513810	18-Misc supplies for building & construction	Paid by EFT # 12364	05/24/2016	05/24/2016	06/03/2016	06/03/2016	4.19
394 - Kleindorfer Hardware & Variety	495243	18-Misc supplies for building & construction	Paid by EFT # 12364	05/24/2016	05/24/2016	06/03/2016	06/03/2016	44.99
365 - Rogers Group, INC	0071151001	18-Stone, gravel, 1/4-minus & sand for	Paid by EFT # 12406	05/24/2016	05/24/2016	06/03/2016	06/03/2016	231.72
Account 52310 - Building Materials and Supplies Totals						Invoice Transactions 5		\$1,037.15
Account 52340 - Other Repairs and Maintenance								
294 - All-Phase Electric Supply, INC	0740-562736	18-(6) LED 20w bulbs & timer for 3rd St Park	Paid by EFT # 12263	05/24/2016	05/24/2016	06/03/2016	06/03/2016	288.41
394 - Kleindorfer Hardware & Variety	513821	18-Misc supplies for preventive & general	Paid by EFT # 12364	05/24/2016	05/24/2016	06/03/2016	06/03/2016	9.00
394 - Kleindorfer Hardware & Variety	514512	18-Misc supplies for preventive & general	Paid by EFT # 12364	05/24/2016	05/24/2016	06/03/2016	06/03/2016	28.05
394 - Kleindorfer Hardware & Variety	514820	18-Misc supplies for preventive & general	Paid by EFT # 12364	05/24/2016	05/24/2016	06/03/2016	06/03/2016	17.17
394 - Kleindorfer Hardware & Variety	494852	18-Misc supplies for preventive & general	Paid by EFT # 12364	05/24/2016	05/24/2016	06/03/2016	06/03/2016	5.04
53005 - Menards, INC	26209	18-Misc materials/supplies for	Paid by Check # 63277	05/24/2016	05/24/2016	06/03/2016	06/03/2016	167.52
53005 - Menards, INC	25699	18-Return of 1/2" impact wrench, charger &	Paid by Check # 63277	05/24/2016	05/24/2016	06/03/2016	06/03/2016	(188.96)
53385 - O'Reilly Automotive Stores, INC	1903-214827	18-Alternator for 2050 Kabota tractor	Paid by Check # 63286	05/24/2016	05/24/2016	06/03/2016	06/03/2016	123.74
786 - Richard's Small Engine, INC	219496	18-Misc parts/supplies for repairs to	Paid by EFT # 12404	05/24/2016	05/24/2016	06/03/2016	06/03/2016	317.95
786 - Richard's Small Engine, INC	219495	18-Misc parts/supplies for repairs to	Paid by EFT # 12404	05/24/2016	05/24/2016	06/03/2016	06/03/2016	53.22
Account 52340 - Other Repairs and Maintenance Totals						Invoice Transactions 10		\$821.14
Account 52420 - Other Supplies								
4680 - Central Indiana Hardware Co., INC	7149745	18-(20) BEST cores & (14) keys	Paid by Check # 63253	05/24/2016	05/24/2016	06/03/2016	06/03/2016	537.26
394 - Kleindorfer Hardware & Variety	495218	18-Misc supplies:keys, tape, flashlights,	Paid by EFT # 12364	05/24/2016	05/24/2016	06/03/2016	06/03/2016	69.99
Account 52420 - Other Supplies Totals						Invoice Transactions 2		\$607.25
Account 52430 - Uniforms and Tools								
15449 - Rosen & Rosen Industries (R&R Industries)	495762	18-(36) Safety vests for VOLUNTEER work days	Paid by EFT # 12407	05/24/2016	05/24/2016	06/03/2016	06/03/2016	173.64
798 - Winters Associates Promotional Products, INC	110336	18-Embroidered logo workwear for Park	Paid by Check # 63307	05/24/2016	05/24/2016	06/03/2016	06/03/2016	36.00
798 - Winters Associates Promotional Products, INC	110337	18-Embroidered logo workwear for Park	Paid by Check # 63307	05/24/2016	05/24/2016	06/03/2016	06/03/2016	225.99
798 - Winters Associates Promotional Products, INC	110334	18-Silkscreened logo tees for seasonal staff	Paid by Check # 63307	05/24/2016	05/24/2016	06/03/2016	06/03/2016	412.50
Account 52430 - Uniforms and Tools Totals						Invoice Transactions 4		\$848.13
Account 53730 - Machinery and Equipment Rental								
2974 - MacAllister Machinery Co, INC	R67175081501	18-Rental of mini excavator for (1) wk	Paid by EFT # 12376	05/24/2016	05/24/2016	06/03/2016	06/03/2016	866.00
Account 53730 - Machinery and Equipment Rental Totals						Invoice Transactions 1		\$866.00
Account 53910 - Dues and Subscriptions								
19618 - Old National Insurance, INC	NotaryBondDunbar	18-Renewal of Byr Notary Public	Paid by EFT # 12393	05/24/2016	05/24/2016	06/03/2016	06/03/2016	95.00
Account 53910 - Dues and Subscriptions Totals						Invoice Transactions 1		\$95.00
Account 53920 - Laundry and Other Sanitation Services								
3588 - Cintas Corporation (Cintas #529 EFT Vendor)	529504124	18-Mat pick-up/exchange cleaning	Paid by EFT # 12295	05/24/2016	05/24/2016	06/03/2016	06/03/2016	30.98
3588 - Cintas Corporation (Cintas #529 EFT Vendor)	529502794	18-Mat pick-up/exchange cleaning	Paid by EFT # 12295	05/24/2016	05/24/2016	06/03/2016	06/03/2016	17.48
Account 53920 - Laundry and Other Sanitation Services Totals						Invoice Transactions 2		\$48.46
Account 53990 - Other Services and Charges								
3993 - OneBeacon Insurance Group	QAB-150242-01-EB	18-Claim payment-Tree down on private	Paid by Check # 63287	05/24/2016	05/24/2016	06/03/2016	06/03/2016	1,748.90
Account 53990 - Other Services and Charges Totals						Invoice Transactions 1		\$1,748.90
Program 189500 - Operations Totals						Invoice Transactions 29		\$6,363.97
Program 189500 - Landscaping								
Account 52220 - Agricultural Supplies								
52948 - Mays Greenhouse, LLC	24682	18-plant material (annuals, perennials,	Paid by EFT # 12377	05/24/2016	05/24/2016	06/03/2016	06/03/2016	13.96
Account 52220 - Agricultural Supplies Totals						Invoice Transactions 1		\$13.96
Account 52430 - Uniforms and Tools								
798 - Winters Associates Promotional Products, INC	110334	18-Silkscreened logo tees for seasonal staff	Paid by Check # 63307	05/24/2016	05/24/2016	06/03/2016	06/03/2016	141.00
Account 52430 - Uniforms and Tools Totals						Invoice Transactions 1		\$141.00
Program 189500 - Landscaping Totals						Invoice Transactions 2		\$154.96
Program 189501 - Cemeteries								
Account 52340 - Other Repairs and Maintenance								
3958 - Kenney Outdoor Solutions, Corp	745923-00	18-Parts for Toro mower	Paid by EFT # 12361	05/24/2016	05/24/2016	06/03/2016	06/03/2016	895.08
Account 52340 - Other Repairs and Maintenance Totals						Invoice Transactions 1		\$895.08
Account 52420 - Other Supplies								
394 - Kleindorfer Hardware & Variety	513910	18-Misc. other supplies for RH & WO cemeteries	Paid by EFT # 12364	05/24/2016	05/24/2016	06/03/2016	06/03/2016	10.87
Account 52420 - Other Supplies Totals						Invoice Transactions 1		\$10.87
Account 52430 - Uniforms and Tools								
798 - Winters Associates Promotional Products, INC	110334	18-Silkscreened logo tees for seasonal staff	Paid by Check # 63307	05/24/2016	05/24/2016	06/03/2016	06/03/2016	66.00
Account 52430 - Uniforms and Tools Totals						Invoice Transactions 1		\$66.00
Account 53110 - Engineering and Architectural								
1352 - Cornerstone Planning & Design INC	16-010	18-Preliminary design services for entry way of	Paid by EFT # 12299	05/24/2016	05/24/2016	06/03/2016	06/03/2016	1,150.00
Account 53110 - Engineering and Architectural Totals						Invoice Transactions 1		\$1,150.00
Program 189501 - Cemeteries Totals						Invoice Transactions 4		\$2,121.95
Program 189503 - Urban Forestry								
Account 52420 - Other Supplies								
11243 - HD Supply Waterworks, LTD	F165914	18-18-(4) Tree grates for downtown tree	Paid by EFT # 12333	05/24/2016	05/24/2016	06/03/2016	06/03/2016	7,500.72

394 - Kleindorfer Hardware & Variety	495781	18-Misc supplies for urban forestry services	Paid by EFT # 12364	05/24/2016	05/24/2016	06/03/2016	06/03/2016	9.00
Account 52430 - Uniforms and Tools				Account 52420 - Other Supplies Totals		Invoice Transactions 2		\$7,509.72
798 - Winters Associates Promotional Products, INC	110334	18-Silkscreened logo tees for seasonal staff	Paid by Check # 63307	05/24/2016	05/24/2016	06/03/2016	06/03/2016	25.86
Account 53410 - Liability / Casualty Premiums				Account 52430 - Uniforms and Tools Totals		Invoice Transactions 1		\$25.86
3893 - OneBeacon Insurance Group	OAB-150242-01-EB	18-Claim payment-Tree down on private	Paid by Check # 63287	05/24/2016	05/24/2016	06/03/2016	06/03/2016	2,500.00
Account 53990 - Other Services and Charges				Account 53410 - Liability / Casualty Premiums Totals		Invoice Transactions 1		\$2,500.00
29 - The F.A. Bartlett Tree Expert Company	36830654-0	18-Tree pruning & EAB maintenance @ (3)	Paid by EFT # 12431	05/24/2016	05/24/2016	06/03/2016	06/03/2016	4,159.00
29 - The F.A. Bartlett Tree Expert Company	36830655-0	18-Tree pruning & EAB maintenance @ (3)	Paid by EFT # 12431	05/24/2016	05/24/2016	06/03/2016	06/03/2016	2,430.00
Account 53990 - Other Services and Charges Totals				Program 189503 - Urban Forestry Totals		Invoice Transactions 6		\$6,589.00
Program 189503 - Urban Forestry Totals				Department 18 - Parks & Recreation Totals		Invoice Transactions 81		\$16,624.58
Fund 200 - Parks and Recreation General Totals				Fund 200 - Parks and Recreation General Totals		Invoice Transactions 81		\$35,097.07
Fund 201 - Parks and Rec Non Reverting								
Account 24105 - Rental Deposit								
Monroe County Community School	2016-00000361	18-Refund	Paid by Check # 63311	05/24/2016	05/24/2016	06/03/2016	06/03/2016	75.00
Account 24105 - Rental Deposit Totals						Invoice Transactions 1		\$75.00
Department 18 - Parks & Recreation								
Program 182001 - Aquatics - Bryan Pool								
Account 52420 - Other Supplies								
485 - Sam's Club	9969	18-speaker for aqua fit	Paid by Check # 63294	05/24/2016	05/24/2016	06/03/2016	06/03/2016	50.00
Account 52420 - Other Supplies Totals				Program 182001 - Aquatics - Bryan Pool Totals		Invoice Transactions 1		\$50.00
Program 182002 - Aquatics - Mills Pool				Program 182002 - Aquatics - Mills Pool Totals		Invoice Transactions 1		\$50.00
Account 52420 - Other Supplies								
485 - Sam's Club	9969	18-speaker for aqua fit	Paid by Check # 63294	05/24/2016	05/24/2016	06/03/2016	06/03/2016	50.00
Account 52420 - Other Supplies Totals				Program 182002 - Aquatics - Mills Pool Totals		Invoice Transactions 1		\$50.00
Program 182003 - Aquatics-Health & Safety				Program 182003 - Aquatics-Health & Safety Totals		Invoice Transactions 3		\$50.00
Account 52410 - Books								
4504 - American National Red Cross	10449478	18-Classes	Paid by EFT # 12264	05/24/2016	05/24/2016	06/03/2016	06/03/2016	381.50
4504 - American National Red Cross	10447607	18-Classes	Paid by EFT # 12264	05/24/2016	05/24/2016	06/03/2016	06/03/2016	216.00
51007 - Channing Beta Company, INC	53155863	18-cpr supplies	Paid by EFT # 12294	05/24/2016	05/24/2016	06/03/2016	06/03/2016	844.04
Account 52410 - Books Totals				Program 182003 - Aquatics-Health & Safety Totals		Invoice Transactions 3		\$1,441.54
Program 182006 - Aquatics - Pool Concessions				Program 182006 - Aquatics - Pool Concessions Totals		Invoice Transactions 3		\$1,441.54
Account 53910 - Dues and Subscriptions								
485 - Sam's Club	999999 041916	18-AI Robinson Membership	Paid by Check # 63294	05/24/2016	05/24/2016	06/03/2016	06/03/2016	15.00
Account 53910 - Dues and Subscriptions Totals				Program 182006 - Aquatics - Pool Concessions Totals		Invoice Transactions 1		\$15.00
Program 183500 - Golf Services				Program 182006 - Aquatics - Pool Concessions Totals		Invoice Transactions 1		\$15.00
Account 52330 - Street, Alley, and Sewer Material								
38 - B & B Food Distributors, INC	442251	18 - Concession Items	Paid by EFT # 12267	05/24/2016	05/24/2016	06/03/2016	06/03/2016	485.95
225 - Coca-Cola Refreshments USA, INC	4036069018	18 - Bottled Drinks / Fountain Drinks	Paid by Check # 63260	05/24/2016	05/24/2016	06/03/2016	06/03/2016	146.90
225 - Coca-Cola Refreshments USA, INC	4066055902	18 - Bottled Drinks / Fountain Drinks	Paid by Check # 63260	05/24/2016	05/24/2016	06/03/2016	06/03/2016	200.40
225 - Coca-Cola Refreshments USA, INC	4036068515	18 - Bottled Drinks / Fountain Drinks	Paid by Check # 63260	05/24/2016	05/24/2016	06/03/2016	06/03/2016	277.39
485 - Sam's Club	4918	18 - Snack Bar Items	Paid by Check # 63294	05/24/2016	05/24/2016	06/03/2016	06/03/2016	241.00
Account 52330 - Street, Alley, and Sewer Material Totals				Program 183500 - Golf Services Totals		Invoice Transactions 5		\$1,351.64
Program 183501 - Golf Course - Pro Shop				Program 183500 - Golf Services Totals		Invoice Transactions 5		\$1,351.64
Account 52210 - Institutional Supplies								
485 - Sam's Club	4919	18 - Industrial Supplies	Paid by Check # 63294	05/24/2016	05/24/2016	06/03/2016	06/03/2016	52.28
Account 52210 - Institutional Supplies Totals						Invoice Transactions 1		\$52.28
Account 52330 - Street, Alley, and Sewer Material								
4072 - Acushnet Company	902566780	18 - Merchandise	Paid by Check # 63228	05/24/2016	05/24/2016	06/03/2016	06/03/2016	440.48
4072 - Acushnet Company	902550647	18 - Merchandise	Paid by Check # 63228	05/24/2016	05/24/2016	06/03/2016	06/03/2016	4,214.13
4072 - Acushnet Company	902573764	18 - Merchandise	Paid by Check # 63228	05/24/2016	05/24/2016	06/03/2016	06/03/2016	172.22
4072 - Acushnet Company	902588910	18 - Merchandise	Paid by Check # 63228	05/24/2016	05/24/2016	06/03/2016	06/03/2016	193.28
4072 - Acushnet Company	902433619	18 - Merchandise	Paid by Check # 63228	05/24/2016	05/24/2016	06/03/2016	06/03/2016	120.00
50914 - Callaway Golf Sales Company	926781169	18 - Merchandise	Paid by Check # 63252	05/24/2016	05/24/2016	06/03/2016	06/03/2016	123.84
50914 - Callaway Golf Sales Company	926671810	18 - Merchandise	Paid by Check # 63252	05/24/2016	05/24/2016	06/03/2016	06/03/2016	854.41
50914 - Callaway Golf Sales Company	926671809	18 - Merchandise	Paid by Check # 63252	05/24/2016	05/24/2016	06/03/2016	06/03/2016	784.56
50914 - Callaway Golf Sales Company	926690034	18 - Merchandise	Paid by Check # 63252	05/24/2016	05/24/2016	06/03/2016	06/03/2016	2,559.76
50914 - Callaway Golf Sales Company	926701844	18 - Merchandise	Paid by Check # 63252	05/24/2016	05/24/2016	06/03/2016	06/03/2016	525.07
50914 - Callaway Golf Sales Company	926712872	18 - Merchandise	Paid by Check # 63252	05/24/2016	05/24/2016	06/03/2016	06/03/2016	88.46
50914 - Callaway Golf Sales Company	926733874	18 - Merchandise	Paid by Check # 63252	05/24/2016	05/24/2016	06/03/2016	06/03/2016	24.08

3976 - J & M Golf, INC	0499715-IN	18 - Merchandise	Paid by EFT # 12353	05/24/2016	05/24/2016	06/03/2016	06/03/2016	258.02
53619 - Ping, INC	13288083	18 - Merchandise	Paid by EFT # 12398	05/24/2016	05/24/2016	06/03/2016	06/03/2016	642.84
Account 52330 - Street, Alley, and Sewer Material Totals							Invoice Transactions 14	\$11,001.15
Program 183501 - Golf Course - Pro Shop Totals							Invoice Transactions 15	\$11,053.43
Program 184500 - Youth Services -Juke Box								
Account 53940 - Temporary Contractual Employee								
3805 - Margot Scholz	061016	18-Ballroom Dance Instruction	Paid by Check # 63295	05/24/2016	05/24/2016	06/03/2016	06/03/2016	1,248.00
Account 53940 - Temporary Contractual Employee Totals							Invoice Transactions 1	\$1,248.00
Program 184500 - Youth Services -Juke Box Totals							Invoice Transactions 1	\$1,248.00
Program 184501 - Youth Services-Kid City Camps								
Account 52420 - Other Supplies								
53005 - Menards, INC	27210	18-Kid City Decor	Paid by Check # 63277	05/24/2016	05/24/2016	06/03/2016	06/03/2016	317.88
Account 52420 - Other Supplies Totals							Invoice Transactions 1	\$317.88
Account 52430 - Uniforms and Tools								
17133 - T.L.S. INC (Taylor Imprinted Sportswear)	T82586	18-Kid City Staff 2XL shirt add on	Paid by EFT # 12428	05/24/2016	05/24/2016	06/03/2016	06/03/2016	38.55
17133 - T.L.S. INC (Taylor Imprinted Sportswear)	T82587	18-Kid City Original, CIT & Quest shirts	Paid by EFT # 12428	05/24/2016	05/24/2016	06/03/2016	06/03/2016	401.70
17133 - T.L.S. INC (Taylor Imprinted Sportswear)	T82529	18-Kid City Staff Shirts	Paid by EFT # 12428	05/24/2016	05/24/2016	06/03/2016	06/03/2016	885.30
Account 52430 - Uniforms and Tools Totals							Invoice Transactions 3	\$1,325.55
Program 184501 - Youth Services-Kid City Camps Totals							Invoice Transactions 4	\$1,643.43
Program 185000 - Twin Lakes Recreation Center								
Account 43240 - Season Passes/Memberships								
Joe and/or Linda Badger	2016-00000360	18-Refund	Paid by Check # 63308	05/24/2016	05/24/2016	06/03/2016	06/03/2016	450.00
Account 43240 - Season Passes/Memberships Totals							Invoice Transactions 1	\$450.00
Account 52210 - Institutional Supplies								
9269 - HP Products Corporation	12655385	18 - building supplies	Paid by EFT # 12342	05/24/2016	05/24/2016	06/03/2016	06/03/2016	1,417.74
9269 - HP Products Corporation	12659989	18 - building supplies	Paid by EFT # 12342	05/24/2016	05/24/2016	06/03/2016	06/03/2016	6.95
Account 52210 - Institutional Supplies Totals							Invoice Transactions 2	\$1,424.69
Account 52310 - Building Materials and Supplies								
394 - Kleindorfer Hardware & Variety	514913	18 - building supplies	Paid by EFT # 12364	05/24/2016	05/24/2016	06/03/2016	06/03/2016	38.98
Account 52310 - Building Materials and Supplies Totals							Invoice Transactions 1	\$38.98
Account 53610 - Building Repairs								
4497 - Abel Elevator Service Company (Oracle Elevator)	1081450	18 - service agreement for elevator	Paid by EFT # 12260	05/24/2016	05/24/2016	06/03/2016	06/03/2016	476.51
10585 - NETech Corporation	134665	18 - repairs to turnstile	Paid by EFT # 12389	05/24/2016	05/24/2016	06/03/2016	06/03/2016	230.00
53657 - Plymate, INC	2587352	18 - entry mat service	Paid by EFT # 12399	05/24/2016	05/24/2016	06/03/2016	06/03/2016	88.15
Account 53610 - Building Repairs Totals							Invoice Transactions 3	\$794.66
Account 53630 - Machinery and Equipment Repairs								
6337 - Fitness Flox Service, INC	14716	1st Payment Preventative Maint.	Paid by EFT # 12322	05/24/2016	05/24/2016	06/03/2016	06/03/2016	586.58
Account 53630 - Machinery and Equipment Repairs Totals							Invoice Transactions 1	\$586.58
Account 53940 - Temporary Contractual Employee								
5520 - Deanna Conrad	050916	18-Fitness Specialist	Paid by EFT # 12298	05/24/2016	05/24/2016	06/03/2016	06/03/2016	10.00
Account 53940 - Temporary Contractual Employee Totals							Invoice Transactions 1	\$10.00
Account 53950 - Landfill								
2260 - Republic Services, INC	0694-001558520	18-Landfill	Paid by EFT # 12402	05/24/2016	05/24/2016	06/03/2016	06/03/2016	114.12
Account 53950 - Landfill Totals							Invoice Transactions 1	\$114.12
Program 185000 - Twin Lakes Recreation Center Totals							Invoice Transactions 10	\$3,419.03
Program 185002 - TLRC-Health & Wellness								
Account 53940 - Temporary Contractual Employee								
5274 - Catherine T Gossett	051916	18-Fitness Specialist	Paid by EFT # 12328	05/24/2016	05/24/2016	06/03/2016	06/03/2016	310.25
5291 - Jordyn Kahler	051916	18-Fitness Specialist	Paid by EFT # 12358	05/24/2016	05/24/2016	06/03/2016	06/03/2016	90.00
1336 - Kristy L LeVert	051916	18-Fitness Specialist	Paid by EFT # 12370	05/24/2016	05/24/2016	06/03/2016	06/03/2016	100.00
5007 - Emeline P O'Connor	051916	18-Fitness Specialist	Paid by EFT # 12392	05/24/2016	05/24/2016	06/03/2016	06/03/2016	93.75
14093 - Aliana Radecki	051816	18-Fitness Specialist	Paid by EFT # 12401	05/24/2016	05/24/2016	06/03/2016	06/03/2016	187.50
4062 - Janet Altman Scott	051916	18-Fitness Specialist	Paid by EFT # 12413	05/24/2016	05/24/2016	06/03/2016	06/03/2016	262.50
5457 - Krista Wilhelmson	051416	18-Fitness Specialist	Paid by EFT # 12445	05/24/2016	05/24/2016	06/03/2016	06/03/2016	50.00
Account 53940 - Temporary Contractual Employee Totals							Invoice Transactions 7	\$1,094.00
Program 185002 - TLRC-Health & Wellness Totals							Invoice Transactions 7	\$1,094.00
Program 185003 - TLRC-Basketball								
Account 53940 - Temporary Contractual Employee								
1973 - Megan M Schwartz	052016	18-Fitness Specialist	Paid by EFT # 12412	05/24/2016	05/24/2016	06/03/2016	06/03/2016	487.50
Account 53940 - Temporary Contractual Employee Totals							Invoice Transactions 1	\$487.50
Program 185003 - TLRC-Basketball Totals							Invoice Transactions 1	\$487.50
Program 185006 - TLRC-Concessions								
Account 52330 - Street, Alley, and Sewer Material								
485 - Sam's Club	1783	18 - concession supplies-	Paid by Check # 63294	05/24/2016	05/24/2016	06/03/2016	06/03/2016	173.30
21145 - Sysco Corporation	605100149	18 - concessions supplies	Paid by EFT # 12427	05/24/2016	05/24/2016	06/03/2016	06/03/2016	1,416.18
Account 52330 - Street, Alley, and Sewer Material Totals							Invoice Transactions 2	\$1,589.48
Account 52420 - Other Supplies								
21145 - Sysco Corporation	604281032	18 - cup dispenser	Paid by EFT # 12427	05/24/2016	05/24/2016	06/03/2016	06/03/2016	137.27
Account 52420 - Other Supplies Totals							Invoice Transactions 1	\$137.27
Program 185006 - TLRC-Concessions Totals							Invoice Transactions 3	\$1,726.75

Program 186500 - Community Events								
Account 53160 - Instruction								
720 - Rebecca R Higgins	52016	Reimbursement for conference hotel	Paid by Check # 63271	05/24/2016	05/24/2016	06/03/2016	06/03/2016	509.00
1056 - Paula McDavitt	052016	Reimbursement for conference & hotel	Paid by EFT # 12378	05/24/2016	05/24/2016	06/03/2016	06/03/2016	509.00
Account 53160 - Instruction Totals								\$1,018.00
Account 53230 - Travel								
720 - Rebecca R Higgins	52016	Reimbursement for conference hotel	Paid by Check # 63271	05/24/2016	05/24/2016	06/03/2016	06/03/2016	228.72
1056 - Paula McDavitt	052016	Reimbursement for conference & hotel	Paid by EFT # 12378	05/24/2016	05/24/2016	06/03/2016	06/03/2016	228.72
Account 53230 - Travel Totals								\$457.44
Program 186500 - Community Events Totals								\$1,475.44
Program 186503 - Community Events-Farmers' Market								
Account 47230 - Gift Certificate								
12418 - Teresa A Birtles	507	Market Bucks and Gift Certificates	Paid by EFT # 12272	05/24/2016	05/24/2016	06/03/2016	06/03/2016	5.00
3981 - Muddy Fork Farm & Bakery, LLC	501	Market Bucks and Gift Certificates	Paid by EFT # 12386	05/24/2016	05/24/2016	06/03/2016	06/03/2016	20.00
12430 - Luke Rhodes	509	Market Bucks and Gift Certificates	Paid by EFT # 12403	05/24/2016	05/24/2016	06/03/2016	06/03/2016	20.00
Account 47230 - Gift Certificate Totals								\$45.00
Account 47240 - EBT Market Bucks								
17532 - Kimberley Beasley-Shatto	503	Market Bucks-	Paid by EFT # 12269	05/24/2016	05/24/2016	06/03/2016	06/03/2016	54.00
12418 - Teresa A Birtles	507	Market Bucks and Gift Certificates	Paid by EFT # 12272	05/24/2016	05/24/2016	06/03/2016	06/03/2016	234.00
12406 - Blue Hour Farm	500	Market Bucks	Paid by EFT # 12283	05/24/2016	05/24/2016	06/03/2016	06/03/2016	6.00
17691 - Amos S Esh	502	Market Bucks	Paid by Check # 63265	05/24/2016	05/24/2016	06/03/2016	06/03/2016	114.00
4426 - Kettle Of Corn, LLC	504	Market Bucks	Paid by EFT # 12362	05/24/2016	05/24/2016	06/03/2016	06/03/2016	24.00
3981 - Muddy Fork Farm & Bakery, LLC	501	Market Bucks and Gift Certificates	Paid by EFT # 12386	05/24/2016	05/24/2016	06/03/2016	06/03/2016	12.00
12430 - Luke Rhodes	511	Market Bucks	Paid by EFT # 12403	05/24/2016	05/24/2016	06/03/2016	06/03/2016	48.00
12430 - Luke Rhodes	509	Market Bucks and Gift Certificates	Paid by EFT # 12403	05/24/2016	05/24/2016	06/03/2016	06/03/2016	90.00
12430 - Luke Rhodes	505	Market Bucks	Paid by EFT # 12403	05/24/2016	05/24/2016	06/03/2016	06/03/2016	39.00
5514 - Eric Simo	510	Market Bucks	Paid by EFT # 12417	05/24/2016	05/24/2016	06/03/2016	06/03/2016	15.00
5159 - Timothy A Vanzant	508	Market Bucks	Paid by EFT # 12436	05/24/2016	05/24/2016	06/03/2016	06/03/2016	69.00
12424 - Daniel L Weber	506	Market Bucks	Paid by EFT # 12438	05/24/2016	05/24/2016	06/03/2016	06/03/2016	18.00
Account 47240 - EBT Market Bucks Totals								\$723.00
Account 52420 - Other Supplies								
394 - Kleindorfer Hardware & Variety	514889	18-Misc Supplies	Paid by EFT # 12364	05/24/2016	05/24/2016	06/03/2016	06/03/2016	18.17
Account 52420 - Other Supplies Totals								\$18.17
Account 52430 - Uniforms and Tools								
11693 - The Awards Center	55371	18 FM nametag	Paid by Check # 63299	05/24/2016	05/24/2016	06/03/2016	06/03/2016	10.25
Account 52430 - Uniforms and Tools Totals								\$10.25
Account 53310 - Printing								
818 - Everywhere Signs, LLC	49200	18 FM replacement sandwich board signs	Paid by EFT # 12315	05/24/2016	05/24/2016	06/03/2016	06/03/2016	216.00
Account 53310 - Printing Totals								\$216.00
Program 186503 - Community Events-Farmers' Market Totals								\$1,012.42
Program 186504 - Senior Expo								
Account 52420 - Other Supplies								
13149 - Blast Off Balloons, INC	74940	18- 50+ Expo Balloons	Paid by Check # 63248	05/24/2016	05/24/2016	06/03/2016	06/03/2016	250.00
205 - City Of Bloomington	12-2016-CA-2	18 - Reimbursement for vendor meal tickets at	Paid by Check # 63258	05/24/2016	05/24/2016	06/03/2016	06/03/2016	1,187.00
Account 52420 - Other Supplies Totals								\$1,437.00
Account 53320 - Advertising								
477 - Spencer Evening World Publishing, INC	2627	18-2 x 6 display ads for 50+ Expo	Paid by EFT # 12422	05/24/2016	05/24/2016	06/03/2016	06/03/2016	138.00
933 - United States Postal Service	313-G	18 - 50+ Expo Postcard Mailing - Bulk Mail	Paid by Check # 63304	05/24/2016	05/24/2016	06/03/2016	06/03/2016	1,204.22
Account 53320 - Advertising Totals								\$1,342.22
Account 53990 - Other Services and Charges								
205 - City Of Bloomington	18-2016-K-1	18 - Rental of courts at Twin Lakes Recreation	Paid by Check # 63258	05/24/2016	05/24/2016	06/03/2016	06/03/2016	2,840.00
177 - Indiana Oxygen Co	01437638	18 - Rental of helium tank - 50+ Expo	Paid by EFT # 12346	05/24/2016	05/24/2016	06/03/2016	06/03/2016	151.70
2798 - U Tamara Loewenthal	051116	18 - Entertainment for 50+ Expo	Paid by EFT # 12373	05/24/2016	05/24/2016	06/03/2016	06/03/2016	100.00
5257 - Jeremy Shere	2013101	18 - Entertainment for 50+ Expo	Paid by EFT # 12415	05/24/2016	05/24/2016	06/03/2016	06/03/2016	100.00
Account 53990 - Other Services and Charges Totals								\$3,191.70
Program 186504 - Senior Expo Totals								\$5,970.92
Program 187001 - Adult Sports-Softball								
Account 53948 - Temporary Contractual Employees								
17539 - Jennifer P Bradley	051116	18-Softball Umpire	Paid by EFT # 12284	05/24/2016	05/24/2016	06/03/2016	06/03/2016	144.00
5562 - Edwin Briggeman	051416	18-Softball Umpire	Paid by EFT # 12286	05/24/2016	05/24/2016	06/03/2016	06/03/2016	175.00
17531 - Ty Hardin Briles	051516	18-Softball Umpire	Paid by EFT # 12287	05/24/2016	05/24/2016	06/03/2016	06/03/2016	138.00
17531 - Ty Hardin Briles	051516a	18-Softball Umpire	Paid by EFT # 12287	05/24/2016	05/24/2016	06/03/2016	06/03/2016	250.00
5198 - Gregory D-Carrie	051516	18-Softball Umpire	Paid by EFT # 12289	05/24/2016	05/24/2016	06/03/2016	06/03/2016	250.00
20105 - Brandon B Chambers	050516	18-Softball Umpire	Paid by EFT # 12293	05/24/2016	05/24/2016	06/03/2016	06/03/2016	57.00

20105 - Brandon B Chambers	050216	18-Softball Umpire	Paid by EFT # 12293	05/24/2016	05/24/2016	06/03/2016	06/03/2016	50.00
14930 - Matthew P Crane	05112016	18-Softball Umpire	Paid by EFT # 12300	05/24/2016	05/24/2016	06/03/2016	06/03/2016	72.00
5196 - Benjamin D Davenport	050516	18-Softball Umpire	Paid by EFT # 12305	05/24/2016	05/24/2016	06/03/2016	06/03/2016	162.00
5196 - Benjamin D Davenport	051516	18-Softball Umpire	Paid by EFT # 12305	05/24/2016	05/24/2016	06/03/2016	06/03/2016	125.00
590 - Leisa M Farmer	050516	18-Softball Umpire	Paid by EFT # 12317	05/24/2016	05/24/2016	06/03/2016	06/03/2016	126.00
1626 - Tresa R Fredericks	050516	18-Softball Umpire	Paid by EFT # 12323	05/24/2016	05/24/2016	06/03/2016	06/03/2016	57.00
1626 - Tresa R Fredericks	051416	18-Softball Umpire	Paid by EFT # 12323	05/24/2016	05/24/2016	06/03/2016	06/03/2016	175.00
5142 - David Freeman	051516	18-Softball Umpire	Paid by EFT # 12325	05/24/2016	05/24/2016	06/03/2016	06/03/2016	250.00
3571 - Joseph R Hardy	051516	18-Softball Umpire	Paid by EFT # 12331	05/24/2016	05/24/2016	06/03/2016	06/03/2016	126.00
17565 - Mike B Hicks	051516	18-Softball Umpire	Paid by EFT # 12334	05/24/2016	05/24/2016	06/03/2016	06/03/2016	304.00
17565 - Mike B Hicks	05152016	18-Softball Umpire	Paid by EFT # 12334	05/24/2016	05/24/2016	06/03/2016	06/03/2016	75.00
5564 - Michael J Hubler	051416	18-Softball Umpire	Paid by EFT # 12343	05/24/2016	05/24/2016	06/03/2016	06/03/2016	175.00
4318 - Rodney L Kates	050216	18-Softball Umpire	Paid by EFT # 12359	05/24/2016	05/24/2016	06/03/2016	06/03/2016	38.00
5224 - Mike LaGrave	051516	18-Softball Umpire	Paid by EFT # 12366	05/24/2016	05/24/2016	06/03/2016	06/03/2016	250.00
553 - Cindy Lampkins	050516	18-Softball Umpire	Paid by EFT # 12367	05/24/2016	05/24/2016	06/03/2016	06/03/2016	72.00
553 - Cindy Lampkins	051416	18-Softball Umpire	Paid by EFT # 12367	05/24/2016	05/24/2016	06/03/2016	06/03/2016	200.00
5574 - Brett McManus	051516	18-Softball Umpire	Paid by EFT # 12379	05/24/2016	05/24/2016	06/03/2016	06/03/2016	225.00
557 - Vicki Lynn Minder	051116	18-Softball Umpire	Paid by EFT # 12383	05/24/2016	05/24/2016	06/03/2016	06/03/2016	90.00
5615 - Wesley S O'Bryan	051516	18-Softball Umpire	Paid by EFT # 12391	05/24/2016	05/24/2016	06/03/2016	06/03/2016	225.00
17675 - Alexander W Robbins	051116	18-Softball Umpire	Paid by EFT # 12405	05/24/2016	05/24/2016	06/03/2016	06/03/2016	18.00
5612 - Zebrie Vincent Sanders	051516	18-Softball Umpire	Paid by EFT # 12410	05/24/2016	05/24/2016	06/03/2016	06/03/2016	275.00
4939 - Charles W Stone	051516	18-Softball Umpire	Paid by EFT # 12426	05/24/2016	05/24/2016	06/03/2016	06/03/2016	250.00
1024 - Donald E Wertz	050316	18-Softball Umpire	Paid by EFT # 12440	05/24/2016	05/24/2016	06/03/2016	06/03/2016	114.00
5576 - Sarah S Weyer	051116	18-Softball Umpire	Paid by EFT # 12442	05/24/2016	05/24/2016	06/03/2016	06/03/2016	19.00
			Account 53940 - Temporary Contractual Employee Totals				Invoice Transactions 30	\$4,487.00
			Program 187001 - Adult Sports-Softball Totals				Invoice Transactions 30	\$4,487.00
Program 187006 - Adult Sports-Concessions								
Account 52330 - Street, Alley, and Sewer Material								
4020 - Bajco 100, LLC (Papa Johns)	52591-16-7698	18-TLSP Concessions- Papa Johns Pizza Supply	Paid by Check # 63245	05/24/2016	05/24/2016	06/03/2016	06/03/2016	51.25
4020 - Bajco 100, LLC (Papa Johns)	0023 051416	18-TLSP Concessions- Papa Johns Pizza Supply	Paid by Check # 63245	05/24/2016	05/24/2016	06/03/2016	06/03/2016	44.25
485 - Sam's Club	2892	18-TLSP Concessions- Products for Resale	Paid by Check # 63294	05/24/2016	05/24/2016	06/03/2016	06/03/2016	197.98
485 - Sam's Club	1670	18-TLSP Concessions- Products for Resale	Paid by Check # 63294	05/24/2016	05/24/2016	06/03/2016	06/03/2016	118.81
485 - Sam's Club	9376	18-TLSP Concessions- Products for Resale	Paid by Check # 63294	05/24/2016	05/24/2016	06/03/2016	06/03/2016	96.84
			Account 52330 - Street, Alley, and Sewer Material Totals				Invoice Transactions 5	\$509.13
			Program 187006 - Adult Sports-Concessions Totals				Invoice Transactions 5	\$509.13
Program 187202 - Youth Sports-Winslow								
Account 52420 - Other Supplies								
485 - Sam's Club	8748	18-Lower Cascades- Replacement Freezer	Paid by Check # 63294	05/24/2016	05/24/2016	06/03/2016	06/03/2016	149.98
			Account 52420 - Other Supplies Totals				Invoice Transactions 1	\$149.98
Account 53310 - Printing								
3404 - J.R. Watkins & Family, INC (Signs Now)	19835	18-girls softball league sponsor banners	Paid by EFT # 12355	05/24/2016	05/24/2016	06/03/2016	06/03/2016	200.00
			Account 53310 - Printing Totals				Invoice Transactions 1	\$200.00
			Program 187202 - Youth Sports-Winslow Totals				Invoice Transactions 2	\$349.98
Program 187503 - Banneker-Classes								
Account 52430 - Uniforms and Tools								
798 - Winters Associates Promotional Products, INC	110400	18-BBCC T-ball Shirts	Paid by Check # 63307	05/24/2016	05/24/2016	06/03/2016	06/03/2016	937.00
			Account 52430 - Uniforms and Tools Totals				Invoice Transactions 1	\$937.00
Account 53990 - Other Services and Charges								
5332 - Cusulzo-Group, LLC (Juanita's Kitchen)	060116	18-BBCC Staff Training	Paid by EFT # 12302	05/24/2016	05/24/2016	06/03/2016	06/03/2016	164.25
5537 - Edward A Santos	051016	18-Sport Shorties Artist	Paid by EFT # 12411	05/24/2016	05/24/2016	06/03/2016	06/03/2016	285.00
			Account 53990 - Other Services and Charges Totals				Invoice Transactions 2	\$449.25
			Program 187503 - Banneker-Classes Totals				Invoice Transactions 3	\$1,386.25
Program 189006 - Switchyard Property								
Account 53990 - Other Services and Charges								
321 - Harrell Fish, INC	W17760	18-Service call/labor to have meter unlocked	Paid by EFT # 12332	05/24/2016	05/24/2016	06/03/2016	06/03/2016	70.00
			Account 53990 - Other Services and Charges Totals				Invoice Transactions 1	\$70.00
			Program 189006 - Switchyard Property Totals				Invoice Transactions 1	\$70.00
			Department 18 - Parks & Recreation Totals				Invoice Transactions 123	\$38,841.46
			Fund 201 - Parks and Rec. Reverting Totals				Invoice Transactions 124	\$38,916.46
			Grand Totals				Invoice Transactions 205	\$74,013.53



Board of Parks & Recreation Claim Register

Invoice Date Range 06/07/16 - 06/17/16

Vendor	Invoice No.	Invoice Description	Status	Held Reason	Invoice Date	Due Date	G/L Date	Received Date	Payment Date	Invoice Amount
Fund 200 - Parks and Recreation General										
Department 18 - Parks & Recreation										
Program 181000 - Administration										
Account 52110 - Office Supplies										
5103 - Staples Contract & Commercial, INC	3304076778	18-folders and office supplies	Paid by EFT # 12631		06/07/2016	06/07/2016	06/17/2016		06/17/2016	154.58
5103 - Staples Contract & Commercial, INC	3304076777	18-Paper, cardstock, pens, fol	Paid by EFT # 12631		06/07/2016	06/07/2016	06/17/2016		06/17/2016	80.92
5103 - Staples Contract & Commercial, INC	3303176740	18-Office Supplies	Paid by EFT # 12631		06/07/2016	06/07/2016	06/17/2016		06/17/2016	4.96
5103 - Staples Contract & Commercial, INC	3303176739	18-Office Supplies	Paid by EFT # 12631		06/07/2016	06/07/2016	06/17/2016		06/17/2016	136.51
Account 52110 - Office Supplies Totals										Invoice Transactions 4
										\$376.97
Account 53910 - Dues and Subscriptions										
485 - Sam's Club	999999 04216	18-Sam's Club Memberships - 2016	Paid by Check # 63377		06/07/2016	06/07/2016	06/17/2016		06/17/2016	45.00
Account 53910 - Dues and Subscriptions Totals										Invoice Transactions 1
										\$45.00
Account 53990 - Other Services and Charges										
4187 - Plug & Pay Technologies	2016060204322	18-Gateway Monthly Charges	Paid by EFT # 12601		06/07/2016	06/07/2016	06/17/2016		06/17/2016	24.52
4187 - Plug & Pay Technologies	2016060204322	18-Gateway Monthly Charges	Paid by EFT # 12601		06/07/2016	06/07/2016	06/17/2016		06/17/2016	15.00
4187 - Plug & Pay Technologies	1606020432292	18-Gateway Monthly Charges	Paid by EFT # 12601		06/07/2016	06/07/2016	06/17/2016		06/17/2016	15.00
4187 - Plug & Pay Technologies	1606020432292	18-Gateway Monthly Charges	Paid by EFT # 12601		06/07/2016	06/07/2016	06/17/2016		06/17/2016	15.00
4187 - Plug & Pay Technologies	6060204322928	18-Gateway Monthly Charges	Paid by EFT # 12601		06/07/2016	06/07/2016	06/17/2016		06/17/2016	133.50
4187 - Plug & Pay Technologies	6060204322928	18-Gateway Monthly Charges	Paid by EFT # 12601		06/07/2016	06/07/2016	06/17/2016		06/17/2016	27.82
Account 53990 - Other Services and Charges Totals										Invoice Transactions 6
										\$230.84
Account 54440 - Motor Equipment										
3496 - Smith Implements, INC	PO 04175692	(3) Rider mowers & mowing decks	Paid by EFT # 12625		06/07/2016	06/07/2016	06/17/2016		06/17/2016	19,100.00
Account 54440 - Motor Equipment Totals										Invoice Transactions 1
										\$19,100.00
Account 54450 - Equipment										
786 - Richard's Small Engine, INC	224963	18-(4) Zero-turn mowers	Paid by EFT # 12613		06/07/2016	06/07/2016	06/17/2016		06/17/2016	32,229.12
54255 - Spear Corporation	99463	18-Pump for Mills Pool	Paid by EFT # 12629		06/07/2016	06/07/2016	06/17/2016		06/17/2016	241.50
54255 - Spear Corporation	99460	18-Pump for Mills Pool	Paid by EFT # 12629		06/07/2016	06/07/2016	06/17/2016		06/17/2016	5,403.00
54255 - Spear Corporation	99470	18-Pump for Mills Pool	Paid by EFT # 12629		06/07/2016	06/07/2016	06/17/2016		06/17/2016	2,387.72
Account 54450 - Equipment Totals										Invoice Transactions 4
										\$40,261.34
Program 181000 - Administration Totals										Invoice Transactions 16
										\$60,014.15
Program 181001 - Health & Wellness										
Account 52420 - Other Supplies										
-11589 - Bloomington Cooperative Services (Bloominfoods)	781146-01	18-Snacks for Community Bike Rodeo	Paid by Check # 63336		06/07/2016	06/07/2016	06/17/2016		06/17/2016	34.18
Account 52420 - Other Supplies Totals										Invoice Transactions 1
										\$34.18
Program 181001 - Health & Wellness Totals										Invoice Transactions 1
										\$34.18
Program 181100 - Marketing										
Account 53310 - Printing										
53020 - Metropolitan Printing Service	28053	18-pool wallet cards	Paid by EFT # 12583		06/07/2016	06/07/2016	06/17/2016		06/17/2016	370.00
53125 - Mr. Copy, INC	30435	18-2015 Annual Reports	Paid by Check # 63366		06/07/2016	06/07/2016	06/17/2016		06/17/2016	196.88
Account 53310 - Printing Totals										Invoice Transactions 2
										\$566.88
Account 53990 - Other Services and Charges										
53125 - Mr. Copy, INC	30479	18-giant tree price tag print, mount, lam and	Paid by Check # 63366		06/07/2016	06/07/2016	06/17/2016		06/17/2016	29.70
53125 - Mr. Copy, INC	30440	18-laminate pool concession posters	Paid by Check # 63366		06/07/2016	06/07/2016	06/17/2016		06/17/2016	32.40
Account 53990 - Other Services and Charges Totals										Invoice Transactions 2
										\$62.10
Program 181100 - Marketing Totals										Invoice Transactions 4
										\$628.98
Program 182001 - Aquatics - Bryan Pool										
Account 52220 - Agricultural Supplies										
54255 - Spear Corporation	99560	18-Buffer for outdoor Aquatics facility	Paid by EFT # 12629		06/07/2016	06/07/2016	06/17/2016		06/17/2016	448.00
Account 52220 - Agricultural Supplies Totals										Invoice Transactions 1
										\$448.00
Account 52340 - Other Repairs and Maintenance										
394 - Kleindorfer Hardware & Variety	511783	18-supplies for the pool, and keys	Paid by EFT # 12573		06/07/2016	06/07/2016	06/17/2016		06/17/2016	1.50
394 - Kleindorfer Hardware & Variety	511800	18-supplies for the pool, and keys	Paid by EFT # 12573		06/07/2016	06/07/2016	06/17/2016		06/17/2016	7.56
394 - Kleindorfer Hardware & Variety	513571	18-pool supplies	Paid by EFT # 12573		06/07/2016	06/07/2016	06/17/2016		06/17/2016	6.19
394 - Kleindorfer Hardware & Variety	514178	18-supplies for the pool, and keys	Paid by EFT # 12573		06/07/2016	06/07/2016	06/17/2016		06/17/2016	7.78
394 - Kleindorfer Hardware & Variety	513963	18-supplies for the pool, and keys	Paid by EFT # 12573		06/07/2016	06/07/2016	06/17/2016		06/17/2016	5.28
Account 52340 - Other Repairs and Maintenance Totals										Invoice Transactions 5
										\$28.31
Account 52420 - Other Supplies										
4320 - The Lifeguard Store, INC	INV416987	18-rope, hooks, head Immobilizer, etc	Paid by Check # 63386		06/07/2016	06/07/2016	06/17/2016		06/17/2016	75.80
4320 - The Lifeguard Store, INC	INV414841	18-rope, hooks, head Immobilizer, etc	Paid by Check # 63386		06/07/2016	06/07/2016	06/17/2016		06/17/2016	153.92

5081 - The MacExperience, INC	B86070	18-1-Pads for use with Square	Paid by EFT # 12641	06/07/2016	06/07/2016	06/17/2016	06/17/2016	1,197.00
Account 52420 - Other Supplies Totals							Invoice Transactions 3	\$1,426.72
Account 53530 - Water and Sewer								
208 - City Of Bloomington Utilities	2016-0000328	18-Testing of Pool Water	Paid by Check # 63345	06/07/2016	06/07/2016	06/17/2016	06/17/2016	120.00
208 - City Of Bloomington Utilities	14187-001062716	18-Water/Sewer	Paid by Check # 63345	06/07/2016	06/07/2016	06/17/2016	06/17/2016	2,930.03
Account 53530 - Water and Sewer Totals							Invoice Transactions 2	\$3,050.03
Account 53910 - Dues and Subscriptions								
485 - Sam's Club	999999 042316	18-Sam's Club Memberships - 2016	Paid by Check # 63377	06/07/2016	06/07/2016	06/17/2016	06/17/2016	15.00
Account 53910 - Dues and Subscriptions Totals							Invoice Transactions 1	\$15.00
Program 182001 - Aquatics - Bryan Pool Totals							Invoice Transactions 12	\$4,968.06
Program 182002 - Aquatics - Mills Pool								
Account 52220 - Agricultural Supplies								
54255 - Spear Corporation	66462	18-Co2 for aquatic facility	Paid by EFT # 12629	06/07/2016	06/07/2016	06/17/2016	06/17/2016	1,790.00
Account 52220 - Agricultural Supplies Totals							Invoice Transactions 1	\$1,790.00
Account 52340 - Other Repairs and Maintenance								
394 - Kleindorfer Hardware & Variety	511783	18-supplies for the pool, and keys	Paid by EFT # 12573	06/07/2016	06/07/2016	06/17/2016	06/17/2016	1.50
394 - Kleindorfer Hardware & Variety	511800	18-supplies for the pool, and keys	Paid by EFT # 12573	06/07/2016	06/07/2016	06/17/2016	06/17/2016	7.56
394 - Kleindorfer Hardware & Variety	513571	18-pool supplies	Paid by EFT # 12573	06/07/2016	06/07/2016	06/17/2016	06/17/2016	6.19
394 - Kleindorfer Hardware & Variety	514178	18-supplies for the pool, and keys	Paid by EFT # 12573	06/07/2016	06/07/2016	06/17/2016	06/17/2016	7.79
394 - Kleindorfer Hardware & Variety	513963	18-supplies for the pool, and keys	Paid by EFT # 12573	06/07/2016	06/07/2016	06/17/2016	06/17/2016	5.29
54255 - Spear Corporation	99461	18-Replacement gaskets for Mills pool	Paid by EFT # 12629	06/07/2016	06/07/2016	06/17/2016	06/17/2016	365.00
Account 52340 - Other Repairs and Maintenance Totals							Invoice Transactions 6	\$393.33
Account 52420 - Other Supplies								
4320 - The Lifeguard Store, INC	INV416987	18-rope, hooks, head Immobilizer, etc	Paid by Check # 63386	06/07/2016	06/07/2016	06/17/2016	06/17/2016	113.70
4320 - The Lifeguard Store, INC	INV414841	18-rope, hooks, head Immobilizer, etc	Paid by Check # 63386	06/07/2016	06/07/2016	06/17/2016	06/17/2016	230.88
5081 - The MacExperience, INC	B86070	18-1-Pads for use with Square	Paid by EFT # 12641	06/07/2016	06/07/2016	06/17/2016	06/17/2016	399.00
Account 52420 - Other Supplies Totals							Invoice Transactions 3	\$743.58
Account 53530 - Water and Sewer								
208 - City Of Bloomington Utilities	14187-001062716	18-Water/Sewer	Paid by Check # 63345	06/07/2016	06/07/2016	06/17/2016	06/17/2016	630.57
Account 53530 - Water and Sewer Totals							Invoice Transactions 1	\$630.57
Account 53630 - Machinery and Equipment Repairs								
54255 - Spear Corporation	99461	18-Replacement gaskets for Mills pool	Paid by EFT # 12629	06/07/2016	06/07/2016	06/17/2016	06/17/2016	1,500.00
Account 53630 - Machinery and Equipment Repairs Totals							Invoice Transactions 1	\$1,500.00
Program 182002 - Aquatics - Mills Pool Totals							Invoice Transactions 12	\$5,057.48
Program 182500 - Frank Southern Center								
Account 53530 - Water and Sewer								
208 - City Of Bloomington Utilities	14187-001062716	18-Water/Sewer	Paid by Check # 63345	06/07/2016	06/07/2016	06/17/2016	06/17/2016	157.68
Account 53530 - Water and Sewer Totals							Invoice Transactions 1	\$157.68
Program 182500 - Frank Southern Center Totals							Invoice Transactions 1	\$157.68
Program 183500 - Golf Services								
Account 52320 - Motor Vehicle Repair								
6889 - Professional Golfcar Corporation	54903	18 - Golf Cart Parts	Paid by EFT # 12605	06/07/2016	06/07/2016	06/17/2016	06/17/2016	780.00
Account 52320 - Motor Vehicle Repair Totals							Invoice Transactions 1	\$780.00
Account 52340 - Other Repairs and Maintenance								
177 - Indiana Oxygen Co	01438713	18 - Welding supplies	Paid by EFT # 12555	06/07/2016	06/07/2016	06/17/2016	06/17/2016	278.22
394 - Kleindorfer Hardware & Variety	515097	18 - Shop Supplies	Paid by EFT # 12573	06/07/2016	06/07/2016	06/17/2016	06/17/2016	65.34
53005 - Menards, INC	28188	18 - Shop Supplies	Paid by Check # 63361	06/07/2016	06/07/2016	06/17/2016	06/17/2016	101.88
Account 52340 - Other Repairs and Maintenance Totals							Invoice Transactions 3	\$445.44
Account 53530 - Water and Sewer								
208 - City Of Bloomington Utilities	14187-001062716	18-Water/Sewer	Paid by Check # 63345	06/07/2016	06/07/2016	06/17/2016	06/17/2016	2,475.86
Account 53530 - Water and Sewer Totals							Invoice Transactions 1	\$2,475.86
Account 53540 - Natural Gas								
222 - Vectren	1154625513060 216	18-Natural Gas	Paid by Check # 63393	06/07/2016	06/07/2016	06/17/2016	06/17/2016	25.23
Account 53540 - Natural Gas Totals							Invoice Transactions 1	\$25.23
Program 183500 - Golf Services Totals							Invoice Transactions 6	\$3,726.53
Program 184000 - Natural Resources								
Account 52210 - Institutional Supplies								
394 - Kleindorfer Hardware & Variety	515259	18-18-boathouse cleaning supplies	Paid by EFT # 12573	06/07/2016	06/07/2016	06/17/2016	06/17/2016	17.06
394 - Kleindorfer Hardware & Variety	514813	18-trails cleaning and safety	Paid by EFT # 12573	06/07/2016	06/07/2016	06/17/2016	06/17/2016	76.90
Account 52210 - Institutional Supplies Totals							Invoice Transactions 2	\$93.96
Account 52310 - Building Materials and Supplies								
53005 - Menards, INC	29219	18-(6)2x6x8',(1) 4x4, (6) braces & box screws	Paid by Check # 63361	06/07/2016	06/07/2016	06/17/2016	06/17/2016	73.54
Account 52310 - Building Materials and Supplies Totals							Invoice Transactions 1	\$73.54
Account 52340 - Other Repairs and Maintenance								
394 - Kleindorfer Hardware & Variety	513744	18-trail project supplies	Paid by EFT # 12573	06/07/2016	06/07/2016	06/17/2016	06/17/2016	8.07
394 - Kleindorfer Hardware & Variety	493815	18-18-trail project supplies	Paid by EFT # 12573	06/07/2016	06/07/2016	06/17/2016	06/17/2016	30.98
394 - Kleindorfer Hardware & Variety	514486	18-trail project supplies	Paid by EFT # 12573	06/07/2016	06/07/2016	06/17/2016	06/17/2016	17.00
394 - Kleindorfer Hardware & Variety	512281	18-trail project supplies	Paid by EFT # 12573	06/07/2016	06/07/2016	06/17/2016	06/17/2016	6.20

394 - Kleindorfer Hardware & Variety	512109	18-trail project supplies	Paid by EFT # 12573	06/07/2016	06/07/2016	06/17/2016	06/17/2016	52.34
			Account 52340 - Other Repairs and Maintenance Totals			Invoice Transactions 5		\$114.59
Account 52420 - Other Supplies								
11589 - Bloomington Cooperative Services (Bloominfoods)	760530-03	18-boathouse water	Paid by Check # 63336	06/07/2016	06/07/2016	06/17/2016	06/17/2016	7.35
11589 - Bloomington Cooperative Services (Bloominfoods)	761406-04	18-boathouse water	Paid by Check # 63336	06/07/2016	06/07/2016	06/17/2016	06/17/2016	3.45
11589 - Bloomington Cooperative Services (Bloominfoods)	785475-01	18-banneker cooking prgm	Paid by Check # 63336	06/07/2016	06/07/2016	06/17/2016	06/17/2016	17.88
11589 - Bloomington Cooperative Services (Bloominfoods)	786493-01	18-boathouse water	Paid by Check # 63336	06/07/2016	06/07/2016	06/17/2016	06/17/2016	2.45
11589 - Bloomington Cooperative Services (Bloominfoods)	785740-01	18-boathouse water	Paid by Check # 63336	06/07/2016	06/07/2016	06/17/2016	06/17/2016	2.45
394 - Kleindorfer Hardware & Variety	515259	18-18-boathouse cleaning supplies	Paid by EFT # 12573	06/07/2016	06/07/2016	06/17/2016	06/17/2016	14.07
			Account 52420 - Other Supplies Totals			Invoice Transactions 6		\$47.65
Account 53920 - Laundry and Other Sanitation Services								
4175 - The Stables Events, LLC (Izzy's Rentals)	3881	18-wapehani restroom service	Paid by EFT # 12643	06/07/2016	06/07/2016	06/17/2016	06/17/2016	80.00
			Account 53920 - Laundry and Other Sanitation Services Totals			Invoice Transactions 1		\$80.00
			Program 184000 - Natural Resources Totals			Invoice Transactions 15		\$409.74
Program 184500 - Youth Services -Juke Box								
Account 52310 - Building Materials and Supplies								
5415 - Allied Wholesale Electrical Supply, LLC	5256347	18-AJB Return air vent covers	Paid by EFT # 12480	06/07/2016	06/07/2016	06/17/2016	06/17/2016	75.54
			Account 52310 - Building Materials and Supplies Totals			Invoice Transactions 1		\$75.54
			Account 53530 - Water and Sewer Totals			Invoice Transactions 1		\$71.35
208 - City Of Bloomington Utilities	14187-001062716	18-Water/Sewer	Paid by Check # 63345	06/07/2016	06/07/2016	06/17/2016	06/17/2016	71.35
			Account 53530 - Water and Sewer Totals			Invoice Transactions 1		\$71.35
			Program 184500 - Youth Services -Juke Box Totals			Invoice Transactions 2		\$146.89
Program 186500 - Community Events								
Account 53990 - Other Services and Charges								
4106 - Sharlee Davis	PR 001	18 - People's Park Concert Payment	Paid by EFT # 12518	06/07/2016	06/07/2016	06/17/2016	06/17/2016	100.00
976 - Kevin MacDowell	1006	18 - People's Park Concert Payment	Paid by EFT # 12580	06/07/2016	06/07/2016	06/17/2016	06/17/2016	100.00
485 - Sam's Club	999999 042316	18-Sam's Club Memberships - 2016	Paid by Check # 63377	06/07/2016	06/07/2016	06/17/2016	06/17/2016	60.00
21312 - Suzette Weakley	05-31-2016	18 - People's Park Concert Payment	Paid by EFT # 12647	06/07/2016	06/07/2016	06/17/2016	06/17/2016	100.00
			Account 53990 - Other Services and Charges Totals			Invoice Transactions 4		\$360.00
			Program 186500 - Community Events Totals			Invoice Transactions 4		\$360.00
Program 186502 - Community Events-Gardens								
Account 52420 - Other Supplies								
394 - Kleindorfer Hardware & Variety	511924	18 CGP misc. supplies	Paid by EFT # 12573	06/07/2016	06/07/2016	06/17/2016	06/17/2016	11.38
394 - Kleindorfer Hardware & Variety	512180	18 CGP misc. supplies	Paid by EFT # 12573	06/07/2016	06/07/2016	06/17/2016	06/17/2016	9.84
			Account 52420 - Other Supplies Totals			Invoice Transactions 2		\$21.22
			Program 186502 - Community Events-Gardens Totals			Invoice Transactions 2		\$21.22
Program 187001 - Adult Sports-Softball								
Account 52220 - Agricultural Supplies								
53038 - Mid America Sports Advantage	348569-00	18-TLSP- Drying Agent	Paid by Check # 63362	06/07/2016	06/07/2016	06/17/2016	06/17/2016	2,200.00
53038 - Mid America Sports Advantage	346867-00	18- BBCC Summer Supplies	Paid by Check # 63362	06/07/2016	06/07/2016	06/17/2016	06/17/2016	818.58
			Account 52220 - Agricultural Supplies Totals			Invoice Transactions 2		\$3,018.58
Account 52230 - Garage and Motor Supplies								
2974 - MacAllister Machinery Co, INC	R81172855801	18-TLSP-Spindle Assembly	Paid by EFT # 12579	06/07/2016	06/07/2016	06/17/2016	06/17/2016	273.39
6889 - Professional Golfcar Corporation	54571	TLSP-Wheel Cylinder & Break Drum Parts	Paid by EFT # 12605	06/07/2016	06/07/2016	06/17/2016	06/17/2016	408.51
6889 - Professional Golfcar Corporation	54716	18-TLSP-Wheel Cylinder & Break Drum Parts	Paid by EFT # 12605	06/07/2016	06/07/2016	06/17/2016	06/17/2016	131.98
6889 - Professional Golfcar Corporation	54570	18-TLSP-EZ Go Parts	Paid by EFT # 12605	06/07/2016	06/07/2016	06/17/2016	06/17/2016	312.94
			Account 52230 - Garage and Motor Supplies Totals			Invoice Transactions 4		\$1,126.82
Account 52310 - Building Materials and Supplies								
53038 - Mid America Sports Advantage	347651-00	18-TLSP-Replacement Windscreens	Paid by Check # 63362	06/07/2016	06/07/2016	06/17/2016	06/17/2016	138.56
			Account 52310 - Building Materials and Supplies Totals			Invoice Transactions 1		\$138.56
Account 52420 - Other Supplies								
394 - Kleindorfer Hardware & Variety	515290	TLSP-Open PO at Kleindorfer for small	Paid by EFT # 12573	06/07/2016	06/07/2016	06/17/2016	06/17/2016	135.75
394 - Kleindorfer Hardware & Variety	515216	18-TLSP-Open PO for Misc Purchases	Paid by EFT # 12573	06/07/2016	06/07/2016	06/17/2016	06/17/2016	39.98
			Account 52420 - Other Supplies Totals			Invoice Transactions 2		\$175.73
Account 52430 - Uniforms and Tools								
798 - Winters Associates Promotional Products, INC	110372	18-TLSP- Clothing embroidery for RFT	Paid by Check # 63396	06/07/2016	06/07/2016	06/17/2016	06/17/2016	61.93
			Account 52430 - Uniforms and Tools Totals			Invoice Transactions 1		\$61.93
Account 53530 - Water and Sewer								
208 - City Of Bloomington Utilities	14187-001062716	18-Water/Sewer	Paid by Check # 63345	06/07/2016	06/07/2016	06/17/2016	06/17/2016	852.23
			Account 53530 - Water and Sewer Totals			Invoice Transactions 1		\$852.23
			Program 187001 - Adult Sports-Softball Totals			Invoice Transactions 11		\$5,373.85
Program 187202 - Youth Sports-Winslow								
Account 52220 - Agricultural Supplies								
53038 - Mid America Sports Advantage	346867-00	18- BBCC Summer Supplies	Paid by Check # 63362	06/07/2016	06/07/2016	06/17/2016	06/17/2016	1,600.00
			Account 52220 - Agricultural Supplies Totals			Invoice Transactions 1		\$1,600.00
Account 52230 - Garage and Motor Supplies								
3496 - Smith Implements, INC	P38733	18 - Winslow mix for weed eater	Paid by EFT # 12625	06/07/2016	06/07/2016	06/17/2016	06/17/2016	52.09
			Account 52230 - Garage and Motor Supplies Totals			Invoice Transactions 1		\$52.09

Account 53530 - Water and Sewer 208 - City Of Bloomington Utilities	14187- 001062716	18-Water/Sewer	Paid by Check # 63345	06/07/2016	06/07/2016	06/17/2016	06/17/2016	943.94
Account 53530 - Water and Sewer Totals				Invoice Transactions 1				\$943.94
Account 53650 - Other Repairs 4175 - The Stables Events, LLC (Izzy's Rentals)	3751	18 - Winslow jr side	Paid by EFT # 12643	06/07/2016	06/07/2016	06/17/2016	06/17/2016	200.00
Account 53650 - Other Repairs Totals				Invoice Transactions 1				\$200.00
Account 53950 - Landfill 2260 - Republic Services, INC	0694- 001566102	18-Landfill	Paid by EFT # 12611	06/07/2016	06/07/2016	06/17/2016	06/17/2016	95.59
Account 53950 - Landfill Totals				Invoice Transactions 1				\$95.59
Program 187202 - Youth Sports-Winslow Totals				Invoice Transactions 5				\$2,891.62
Program 187208 - Youth Sports-Olcott Account 53530 - Water and Sewer 208 - City Of Bloomington Utilities	14187- 001062716	18-Water/Sewer	Paid by Check # 63345	06/07/2016	06/07/2016	06/17/2016	06/17/2016	343.60
Account 53530 - Water and Sewer Totals				Invoice Transactions 1				\$343.60
Program 187208 - Youth Sports-Olcott Totals				Invoice Transactions 1				\$343.60
Program 187500 - Benneker Account 52310 - Building Materials and Supplies 485 - Sam's Club	9411	18- BBCC Building Supplies	Paid by Check # 63377	06/07/2016	06/07/2016	06/17/2016	06/17/2016	464.38
Account 52310 - Building Materials and Supplies Totals				Invoice Transactions 1				\$464.38
Account 52420 - Other Supplies 11589 - Bloomington Cooperative Services (Bloominofoods) 4647 - S&S Worldwide, INC	783608-01 9087940	18-benneker cooking program 18- BBCC Summer Supplies	Paid by Check # 63336 Paid by EFT # 12617	06/07/2016	06/07/2016	06/17/2016	06/17/2016	50.95 244.53
Account 52420 - Other Supplies Totals				Invoice Transactions 2				\$295.48
Account 52430 - Uniforms and Tools 798 - Winters Associates Promotional Products, INC	110414	18- BBCC Summer Staff Shirts	Paid by Check # 63396	06/07/2016	06/07/2016	06/17/2016	06/17/2016	461.69
Account 52430 - Uniforms and Tools Totals				Invoice Transactions 1				\$461.69
Account 53530 - Water and Sewer 208 - City Of Bloomington Utilities	14187- 001062716	18-Water/Sewer	Paid by Check # 63345	06/07/2016	06/07/2016	06/17/2016	06/17/2016	79.20
Account 53530 - Water and Sewer Totals				Invoice Transactions 1				\$79.20
Account 53630 - Machinery and Equipment Repairs 5624 - 3-M Plastering	5-1-2016	18-Labor to repair plaster interior ceiling of	Paid by EFT # 12477	06/07/2016	06/07/2016	06/17/2016	06/17/2016	1,000.00
Account 53630 - Machinery and Equipment Repairs Totals				Invoice Transactions 1				\$1,000.00
Account 53910 - Dues and Subscriptions 485 - Sam's Club	999999 042316	18-Sam's Club Memberships - 2016	Paid by Check # 63377	06/07/2016	06/07/2016	06/17/2016	06/17/2016	30.00
Account 53910 - Dues and Subscriptions Totals				Invoice Transactions 1				\$30.00
Account 53920 - Laundry and Other Sanitation Services 3588 - Cintas Corporation (Cintas #529 EFT Vendor)	529505451	18- BBCC mat service	Paid by EFT # 12508	06/07/2016	06/07/2016	06/17/2016	06/17/2016	53.55
Account 53920 - Laundry and Other Sanitation Services Totals				Invoice Transactions 1				\$53.55
Account 53990 - Other Services and Charges 204 - State Of Indiana	19764874	18- Criminal History Check	Paid by Check # 63381	06/07/2016	06/07/2016	06/17/2016	06/17/2016	7.00
Account 53990 - Other Services and Charges Totals				Invoice Transactions 1				\$7.00
Program 187500 - Benneker Totals				Invoice Transactions 9				\$2,391.30
Program 189000 - Operations Account 52210 - Institutional Supplies 5415 - Allied Wholesale Electrical Supply, LLC	5257002	18-(4) gals Blue Seal trap liquid for waterless 18-Custodial supplies to furnish restrooms & 18-29dz pr workgloves of a variety for 4 areas 18-18-(5) gal bucket Elephant Shot (graffiti)	Paid by EFT # 12480 Paid by EFT # 12508 Paid by EFT # 12528 Paid by EFT # 12640	06/07/2016	06/07/2016	06/17/2016	06/17/2016	381.80 360.00 499.70 370.00
Account 52210 - Institutional Supplies Totals				Invoice Transactions 4				\$1,611.50
Account 52230 - Garage and Motor Supplies 394 - Kleindorfer Hardware & Variety	512759	18-Misc supplies for garage & shop	Paid by EFT # 12573	06/07/2016	06/07/2016	06/17/2016	06/17/2016	19.98
Account 52230 - Garage and Motor Supplies Totals				Invoice Transactions 1				\$19.98
Account 52310 - Building Materials and Supplies 394 - Kleindorfer Hardware & Variety	515112	18-Misc supplies for building & construction	Paid by EFT # 12573	06/07/2016	06/07/2016	06/17/2016	06/17/2016	36.00
394 - Kleindorfer Hardware & Variety	511934	18-18-Misc supplies for building & construction	Paid by EFT # 12573	06/07/2016	06/07/2016	06/17/2016	06/17/2016	24.00
394 - Kleindorfer Hardware & Variety	512910	18-Misc supplies for building & construction	Paid by EFT # 12573	06/07/2016	06/07/2016	06/17/2016	06/17/2016	43.44
365 - Rogers Group, INC	0071151156	18-Stone, gravel, 1/4-minus & sand for	Paid by EFT # 12615	06/07/2016	06/07/2016	06/17/2016	06/17/2016	53.04
Account 52310 - Building Materials and Supplies Totals				Invoice Transactions 4				\$156.48
Account 52340 - Other Repairs and Maintenance 5351 - Color Theory, LLC	1509-1016-1547	18-Powerwashing & painting of Schmalz	Paid by EFT # 12509	06/07/2016	06/07/2016	06/17/2016	06/17/2016	1,100.19
2823 - John Naylor Trucking, LLC	19111	18-Gravel, stone, 1/4-minus & sand for misc	Paid by EFT # 12566	06/07/2016	06/07/2016	06/17/2016	06/17/2016	182.79
394 - Kleindorfer Hardware & Variety	514304	18-Misc supplies for preventive & general	Paid by EFT # 12573	06/07/2016	06/07/2016	06/17/2016	06/17/2016	1.50
394 - Kleindorfer Hardware & Variety	511678	18-Misc supplies for preventive & general	Paid by EFT # 12573	06/07/2016	06/07/2016	06/17/2016	06/17/2016	3.48
394 - Kleindorfer Hardware & Variety	512238	18-Misc supplies for preventive & general	Paid by EFT # 12573	06/07/2016	06/07/2016	06/17/2016	06/17/2016	36.45
394 - Kleindorfer Hardware & Variety	511982	18-Misc supplies for preventive & general	Paid by EFT # 12573	06/07/2016	06/07/2016	06/17/2016	06/17/2016	5.49
53005 - Menards, INC	28005	18-18-Misc materials/supplies for	Paid by Check # 63361	06/07/2016	06/07/2016	06/17/2016	06/17/2016	5.45
786 - Richard's Small Engine, INC	223022	18-Misc parts/supplies for repairs to	Paid by EFT # 12613	06/07/2016	06/07/2016	06/17/2016	06/17/2016	99.83

786 - Richard's Small Engine, INC	224962	18-Misc parts/supplies for repairs to	Paid by EFT # 12613	06/07/2016	06/07/2016	06/17/2016	06/17/2016	93.33
3496 - Smith Implements, INC	P38152	18-Misc parts/supplies for repairs to	Paid by EFT # 12625	06/07/2016	06/07/2016	06/17/2016	06/17/2016	17.86
476 - Southern Indiana Parts, INC (Napa Auto Parts)	089047	18-Misc parts/supplies for repairs to	Paid by EFT # 12628	06/07/2016	06/07/2016	06/17/2016	06/17/2016	17.16
476 - Southern Indiana Parts, INC (Napa Auto Parts)	089422	18-Misc parts/supplies for repairs to	Paid by EFT # 12628	06/07/2016	06/07/2016	06/17/2016	06/17/2016	29.25
476 - Southern Indiana Parts, INC (Napa Auto Parts)	093030	18-Misc parts/supplies for repairs to	Paid by EFT # 12628	06/07/2016	06/07/2016	06/17/2016	06/17/2016	9.44
476 - Southern Indiana Parts, INC (Napa Auto Parts)	092075	18-Misc parts/supplies for repairs to	Paid by EFT # 12628	06/07/2016	06/07/2016	06/17/2016	06/17/2016	14.56
476 - Southern Indiana Parts, INC (Napa Auto Parts)	091495	18-Misc parts/supplies for repairs to	Paid by EFT # 12628	06/07/2016	06/07/2016	06/17/2016	06/17/2016	20.67
4443 - The Sherwin Williams Company	1824-0	18-Paint, stain & misc painting	Paid by EFT # 12642	06/07/2016	06/07/2016	06/17/2016	06/17/2016	594.23
Account 52340 - Other Repairs and Maintenance Totals			Invoice Transactions 16		\$2,231.68			
Account 52420 - Other Supplies								
394 - Kleindorfer Hardware & Variety	515192	18-Misc supplies:keys, tape, flashlights,	Paid by EFT # 12573	06/07/2016	06/07/2016	06/17/2016	06/17/2016	70.38
394 - Kleindorfer Hardware & Variety	511746	18-Misc supplies:keys, tape, flashlights,	Paid by EFT # 12573	06/07/2016	06/07/2016	06/17/2016	06/17/2016	113.97
394 - Kleindorfer Hardware & Variety	511965	18-Misc supplies:keys, tape, flashlights,	Paid by EFT # 12573	06/07/2016	06/07/2016	06/17/2016	06/17/2016	5.38
394 - Kleindorfer Hardware & Variety	512406	18-Misc supplies:keys, tape, flashlights,	Paid by EFT # 12573	06/07/2016	06/07/2016	06/17/2016	06/17/2016	1.60
5763 - Miracle Recreation Equipment Company	775264	18-(2) Replacement sand diggers & (1)	Paid by EFT # 12588	06/07/2016	06/07/2016	06/17/2016	06/17/2016	2,174.43
Account 52420 - Other Supplies Totals			Invoice Transactions 5		\$2,365.76			
Account 52430 - Uniforms and Tools								
798 - Winters Associates Promotional Products, INC	110416	18-Silkscreened logo tees for seasonal staff	Paid by Check # 63396	06/07/2016	06/07/2016	06/17/2016	06/17/2016	20.00
Account 52430 - Uniforms and Tools Totals			Invoice Transactions 1		\$20.00			
Account 53530 - Water and Sewer								
208 - City Of Bloomington Utilities	42122-001062716	18-Water/Sewer	Paid by Check # 63345	06/07/2016	06/07/2016	06/17/2016	06/17/2016	30.05
208 - City Of Bloomington Utilities	41294-001062716	18-Water/Sewer	Paid by Check # 63345	06/07/2016	06/07/2016	06/17/2016	06/17/2016	35.07
208 - City Of Bloomington Utilities	39530-002062716	18-Water/Sewer	Paid by Check # 63345	06/07/2016	06/07/2016	06/17/2016	06/17/2016	37.86
208 - City Of Bloomington Utilities	14187-001062716	18-Water/Sewer	Paid by Check # 63345	06/07/2016	06/07/2016	06/17/2016	06/17/2016	1,908.38
Account 53530 - Water and Sewer Totals			Invoice Transactions 4		\$2,011.36			
Account 53730 - Machinery and Equipment Rental								
336 - Southside Rental Center, INC	01-207586-02	18-Rental of walk-behind stump grinder	Paid by Check # 63380	06/07/2016	06/07/2016	06/17/2016	06/17/2016	172.89
Account 53730 - Machinery and Equipment Rental Totals			Invoice Transactions 1		\$172.89			
Account 53910 - Dues and Subscriptions								
485 - Sam's Club	999999 042316	18-Sam's Club Memberships - 2016	Paid by Check # 63377	06/07/2016	06/07/2016	06/17/2016	06/17/2016	15.00
Account 53910 - Dues and Subscriptions Totals			Invoice Transactions 1		\$15.00			
Account 53920 - Laundry and Other Sanitation Services								
247 - William Chasteen (Monroe Tuff Jon)	PT01286	18-Monthly port-a-let rental charges/services	Paid by EFT # 12506	06/07/2016	06/07/2016	06/17/2016	06/17/2016	90.00
247 - William Chasteen (Monroe Tuff Jon)	PT01287	18-Monthly port-a-let rental charges/services	Paid by EFT # 12506	06/07/2016	06/07/2016	06/17/2016	06/17/2016	78.00
247 - William Chasteen (Monroe Tuff Jon)	PT01276	18-Monthly port-a-let rental charges/services	Paid by EFT # 12506	06/07/2016	06/07/2016	06/17/2016	06/17/2016	180.00
3588 - Cintas Corporation (Cintas #529 EFT Vendor)	529505449	18-Mat pick-up/exchange cleaning	Paid by EFT # 12508	06/07/2016	06/07/2016	06/17/2016	06/17/2016	17.48
3588 - Cintas Corporation (Cintas #529 EFT Vendor)	529506777	18-Mat pick-up/exchange cleaning	Paid by EFT # 12508	06/07/2016	06/07/2016	06/17/2016	06/17/2016	34.20
4175 - The Stables Events, LLC (Izzy's Rentals)	3882	18-Monthly port-a-let charges @ 3 locations &	Paid by EFT # 12643	06/07/2016	06/07/2016	06/17/2016	06/17/2016	475.00
Account 53920 - Laundry and Other Sanitation Services Totals			Invoice Transactions 6		\$874.68			
Account 53950 - Landfill								
2260 - Republic Services, INC	0694-001566100	18-Landfill	Paid by EFT # 12611	06/07/2016	06/07/2016	06/17/2016	06/17/2016	1,102.07
Account 53950 - Landfill Totals			Invoice Transactions 1		\$1,102.07			
Account 53990 - Other Services and Charges								
5351 - Color Theory, LLC	1509-1016-1547	18-Powerwashing & painting of Schmalz	Paid by EFT # 12509	06/07/2016	06/07/2016	06/17/2016	06/17/2016	6,953.01
Account 53990 - Other Services and Charges Totals			Invoice Transactions 1		\$6,953.01			
Program 189000 - Operations Totals			Invoice Transactions 45		\$17,534.41			
Program 189500 - Landscaping								
Account 52210 - Institutional Supplies								
313 - Fastenal Company	INBLM182972	18-29dz pr workgloves of a variety for 4 areas	Paid by EFT # 12528	06/07/2016	06/07/2016	06/17/2016	06/17/2016	200.00
Account 52210 - Institutional Supplies Totals			Invoice Transactions 1		\$200.00			
Account 52220 - Agricultural Supplies								
18332 - Kevin Huntley Excavating, INC	4454	18-180 yards of mulch	Paid by EFT # 12571	06/07/2016	06/07/2016	06/17/2016	06/17/2016	2,400.00
Account 52220 - Agricultural Supplies Totals			Invoice Transactions 1		\$2,400.00			
Account 52340 - Other Repairs and Maintenance								
394 - Kleindorfer Hardware & Variety	514456	18-other repairs & maintenance supplies	Paid by EFT # 12573	06/07/2016	06/07/2016	06/17/2016	06/17/2016	19.14
Account 52340 - Other Repairs and Maintenance Totals			Invoice Transactions 1		\$19.14			
Account 52410 - Books								
7204 - Purdue University	153268	18-Pesticide Applicator CORE Training manual	Paid by EFT # 12607	06/07/2016	06/07/2016	06/17/2016	06/17/2016	38.35
Account 52410 - Books Totals			Invoice Transactions 1		\$38.35			
Account 52430 - Uniforms and Tools								
798 - Winters Associates Promotional Products, INC	110416	18-Silkscreened logo tees for seasonal staff	Paid by Check # 63396	06/07/2016	06/07/2016	06/17/2016	06/17/2016	83.96
Account 52430 - Uniforms and Tools Totals			Invoice Transactions 1		\$83.96			
Account 53530 - Water and Sewer								
208 - City Of Bloomington Utilities	42122-001062716	18-Water/Sewer	Paid by Check # 63345	06/07/2016	06/07/2016	06/17/2016	06/17/2016	12.89

208 - City Of Bloomington Utilities	41294-001062716	18-Water/Sewer	Paid by Check # 63345	06/07/2016	06/07/2016	06/17/2016	06/17/2016	138.44
208 - City Of Bloomington Utilities	39530-	18-Water/Sewer	Paid by Check # 63345	06/07/2016	06/07/2016	06/17/2016	06/17/2016	11.69
208 - City Of Bloomington Utilities	002062716 14187-001062716	18-Water/Sewer	Paid by Check # 63345	06/07/2016	06/07/2016	06/17/2016	06/17/2016	398.41
			Account 53530 - Water and Sewer Totals			Invoice Transactions 4		\$561.43
Account 53990 - Other Services and Charges								
5187 - Green Dragon Lawn Care, INC	3221	18-Contractual mowing of (16) parks properties	Paid by EFT # 12538	06/07/2016	06/07/2016	06/17/2016	06/17/2016	8,430.00
			Account 53990 - Other Services and Charges Totals			Invoice Transactions 1		\$8,430.00
			Program 189500 - Landscaping Totals			Invoice Transactions 10		\$11,732.88
Program 189501 - Cemeteries								
Account 52210 - Institutional Supplies								
313 - Fastenal Company	INBLM182972	18-29dz pr workgloves of a variety for 4 areas	Paid by EFT # 12528	06/07/2016	06/07/2016	06/17/2016	06/17/2016	53.21
			Account 52210 - Institutional Supplies Totals			Invoice Transactions 1		\$53.21
Account 52430 - Uniforms and Tools								
798 - Winters Associates Promotional Products, INC	110416	18-Silkscreened logo tees for seasonal staff	Paid by Check # 63396	06/07/2016	06/07/2016	06/17/2016	06/17/2016	50.00
			Account 52430 - Uniforms and Tools Totals			Invoice Transactions 1		\$50.00
Account 53530 - Water and Sewer								
208 - City Of Bloomington Utilities	41294-001062716	18-Water/Sewer	Paid by Check # 63345	06/07/2016	06/07/2016	06/17/2016	06/17/2016	184.61
			Account 53530 - Water and Sewer Totals			Invoice Transactions 1		\$184.61
			Program 189501 - Cemeteries Totals			Invoice Transactions 3		\$287.82
Program 189503 - Urban Forestry								
Account 52210 - Institutional Supplies								
313 - Fastenal Company	INBLM182972	18-29dz pr workgloves of a variety for 4 areas	Paid by EFT # 12528	06/07/2016	06/07/2016	06/17/2016	06/17/2016	40.00
			Account 52210 - Institutional Supplies Totals			Invoice Transactions 1		\$40.00
Account 52430 - Uniforms and Tools								
798 - Winters Associates Promotional Products, INC	110416	18-Silkscreened logo tees for seasonal staff	Paid by Check # 63396	06/07/2016	06/07/2016	06/17/2016	06/17/2016	50.00
			Account 52430 - Uniforms and Tools Totals			Invoice Transactions 1		\$50.00
Account 53310 - Printing								
129 - FedEx Office and Print Service, INC	021100037057	18-Lamination of large poster	Paid by EFT # 12529	06/07/2016	06/07/2016	06/17/2016	06/17/2016	39.90
			Account 53310 - Printing Totals			Invoice Transactions 1		\$39.90
Account 53530 - Water and Sewer								
208 - City Of Bloomington Utilities	41294-001062716	18-Water/Sewer	Paid by Check # 63345	06/07/2016	06/07/2016	06/17/2016	06/17/2016	24.91
208 - City Of Bloomington Utilities	14187-001062716	18-Water/Sewer	Paid by Check # 63345	06/07/2016	06/07/2016	06/17/2016	06/17/2016	12.89
			Account 53530 - Water and Sewer Totals			Invoice Transactions 2		\$37.80
Account 53990 - Other Services and Charges								
53125 - Mr. Copy, INC	30479	18-giant tree price tag print, mount, lam and	Paid by Check # 63366	06/07/2016	06/07/2016	06/17/2016	06/17/2016	408.24
			Account 53990 - Other Services and Charges Totals			Invoice Transactions 1		\$408.24
			Program 189503 - Urban Forestry Totals			Invoice Transactions 6		\$575.94
			Department 18 - Parks & Recreation Totals			Invoice Transactions 165		\$116,656.33
			Fund 200 - Parks and Recreation General Totals			Invoice Transactions 165		\$116,656.33
Fund 201 - Parks and Rec Non Reverting								
Account 10002.1 - Petty Cash / Cash Change Cash Change								
205 - City Of Bloomington	2016 MM	18-Change Fund/Messy Mania	Paid by Check # 63343	06/07/2016	06/07/2016	06/17/2016	06/17/2016	300.00
			Account 10002.1 - Petty Cash / Cash Change Cash Change Totals			Invoice Transactions 1		\$300.00
Department 18 - Parks & Recreation								
Program 181000 - Administration								
Account 52420 - Other Supplies								
905 - Convention And Visitors Bureau Of Monroe County	3836	18 Gift bags for accreditation	Paid by Check # 63349	06/07/2016	06/07/2016	06/17/2016	06/17/2016	146.04
485 - Sam's Club	7488	18 snacks & misc. items for accreditation 18-	Paid by Check # 63377	06/07/2016	06/07/2016	06/17/2016	06/17/2016	76.06
			Account 52420 - Other Supplies Totals			Invoice Transactions 2		\$222.10
Account 53990 - Other Services and Charges								
11589 - Bloomington Cooperative Services (Bloomingtonfoods)	060716	18 Box Lunches and party trays for	Paid by Check # 63336	06/07/2016	06/07/2016	06/17/2016	06/17/2016	172.92
50761 - Bloomington Sandwich Co, LLC	06012016	18 Box Lunches for Accreditation	Paid by EFT # 12494	06/07/2016	06/07/2016	06/17/2016	06/17/2016	22.36
4527 - Randall-Cole Enterprises, INC (Money Baked Ham)	7962	18 Box Lunches for Accreditation Team	Paid by Check # 63372	06/07/2016	06/07/2016	06/17/2016	06/17/2016	51.45
			Account 53990 - Other Services and Charges Totals			Invoice Transactions 3		\$246.73
			Program 181000 - Administration Totals			Invoice Transactions 5		\$468.83
Program 182001 - Aquatics - Bryan Pool								
Account 52210 - Institutional Supplies								
9269 - HP Products Corporation	12670039	18-cleaning supplies	Paid by EFT # 12550	06/07/2016	06/07/2016	06/17/2016	06/17/2016	934.19
9269 - HP Products Corporation	12670048	18-cleaning supplies	Paid by EFT # 12550	06/07/2016	06/07/2016	06/17/2016	06/17/2016	667.17
			Account 52210 - Institutional Supplies Totals			Invoice Transactions 2		\$1,601.36
			Program 182001 - Aquatics - Bryan Pool Totals			Invoice Transactions 2		\$1,601.36
Program 182002 - Aquatics - Mills Pool								
Account 52210 - Institutional Supplies								
9269 - HP Products Corporation	12670039	18-cleaning supplies	Paid by EFT # 12550	06/07/2016	06/07/2016	06/17/2016	06/17/2016	400.37
9269 - HP Products Corporation	12670048	18-cleaning supplies	Paid by EFT # 12550	06/07/2016	06/07/2016	06/17/2016	06/17/2016	285.93
			Account 52210 - Institutional Supplies Totals			Invoice Transactions 2		\$686.30
			Program 182002 - Aquatics - Mills Pool Totals			Invoice Transactions 2		\$686.30
Program 182003 - Aquatics-Health & Safety								
Account 52410 - Books								
4504 - American National Red Cross	10453299	18-classes	Paid by EFT # 12481	06/07/2016	06/07/2016	06/17/2016	06/17/2016	609.00
			Account 52410 - Books Totals			Invoice Transactions 1		\$609.00
			Program 182003 - Aquatics-Health & Safety Totals			Invoice Transactions 1		\$609.00

Program 182006 - Aquatics - Pool Concessions									
Account 52330 - Street, Alley, and Sewer Material									
225 - Coca-Cola Refreshments USA, INC	4066011923	18-drinks	Paid by Check # 63347	06/07/2016	06/07/2016	06/17/2016	06/17/2016	184.80	
485 - Sam's Club	0021	food for concessions	Paid by Check # 63377	06/07/2016	06/07/2016	06/17/2016	06/17/2016	407.24	
485 - Sam's Club	3675	18-food for concessions	Paid by Check # 63377	06/07/2016	06/07/2016	06/17/2016	06/17/2016	46.80	
485 - Sam's Club	7071	18-food for concessions	Paid by Check # 63377	06/07/2016	06/07/2016	06/17/2016	06/17/2016	156.67	
485 - Sam's Club	1989	18-food for concessions	Paid by Check # 63377	06/07/2016	06/07/2016	06/17/2016	06/17/2016	23.56	
485 - Sam's Club	6786	18-food for concessions	Paid by Check # 63377	06/07/2016	06/07/2016	06/17/2016	06/17/2016	53.87	
21145 - Sysco Corporation	605200183	18-concessions	Paid by EFT # 12635	06/07/2016	06/07/2016	06/17/2016	06/17/2016	2,025.47	
21145 - Sysco Corporation	605261248	18-concessions	Paid by EFT # 12635	06/07/2016	06/07/2016	06/17/2016	06/17/2016	137.39	
21145 - Sysco Corporation	606010178	18-concessions	Paid by EFT # 12635	06/07/2016	06/07/2016	06/17/2016	06/17/2016	124.58	
21145 - Sysco Corporation	606010177	18-concessions	Paid by EFT # 12635	06/07/2016	06/07/2016	06/17/2016	06/17/2016	1,518.27	
Account 52330 - Street, Alley, and Sewer Material Totals							Invoice Transactions 10	\$4,678.65	
Account 52420 - Other Supplies									
21145 - Sysco Corporation	605200874	18-microwave and scoops	Paid by EFT # 12635	06/07/2016	06/07/2016	06/17/2016	06/17/2016	45.48	
Account 52420 - Other Supplies Totals							Invoice Transactions 1	\$45.48	
Account 53910 - Dues and Subscriptions									
485 - Sam's Club	999999 042316	18-Sam's Club Memberships - 2016	Paid by Check # 63377	06/07/2016	06/07/2016	06/17/2016	06/17/2016	15.00	
Account 53910 - Dues and Subscriptions Totals							Invoice Transactions 1	\$15.00	
Program 182006 - Aquatics - Pool Concessions Totals							Invoice Transactions 12	\$4,739.13	
Program 182500 - Frank Southern Center									
Account 53310 - Printing									
53038 - Mid America Sports Advantage	347054-00	18-wind banners for TLSP, Winslow, FSC and	Paid by Check # 63362	06/07/2016	06/07/2016	06/17/2016	06/17/2016	173.08	
Account 53310 - Printing Totals							Invoice Transactions 1	\$173.08	
Program 182500 - Frank Southern Center Totals							Invoice Transactions 1	\$173.08	
Program 182501 - Frank Southern Center Concession									
Account 53910 - Dues and Subscriptions									
485 - Sam's Club	999999 042316	18-Sam's Club Memberships - 2016	Paid by Check # 63377	06/07/2016	06/07/2016	06/17/2016	06/17/2016	30.00	
Account 53910 - Dues and Subscriptions Totals							Invoice Transactions 1	\$30.00	
Program 182501 - Frank Southern Center Concession Totals							Invoice Transactions 1	\$30.00	
Program 183500 - Golf Services									
Account 52330 - Street, Alley, and Sewer Material									
38 - B & B Food Distributors, INC	444447	18 - Concession Items	Paid by EFT # 12484	06/07/2016	06/07/2016	06/17/2016	06/17/2016	397.04	
205 - City Of Bloomington	242107-1	18 - Best Beers	Paid by Check # 63344	06/07/2016	06/07/2016	06/17/2016	06/17/2016	676.65	
205 - City Of Bloomington	242037-0	18 - Best Beers Credit	Paid by Check # 63344	06/07/2016	06/07/2016	06/17/2016	06/17/2016	(459.65)	
205 - City Of Bloomington	3872740	18 - Monarch	Paid by Check # 63344	06/07/2016	06/07/2016	06/17/2016	06/17/2016	1,918.20	
225 - Coca-Cola Refreshments USA, INC	4046048024	18- Bottled Drinks / Fountain Drinks	Paid by Check # 63347	06/07/2016	06/07/2016	06/17/2016	06/17/2016	377.05	
485 - Sam's Club	7406	18 - Snack Bar Items	Paid by Check # 63377	06/07/2016	06/07/2016	06/17/2016	06/17/2016	4.76	
485 - Sam's Club	5566	18 - Snack Bar Items	Paid by Check # 63377	06/07/2016	06/07/2016	06/17/2016	06/17/2016	125.64	
485 - Sam's Club	6750	18 - Snack Bar Items	Paid by Check # 63377	06/07/2016	06/07/2016	06/17/2016	06/17/2016	4.76	
Account 52330 - Street, Alley, and Sewer Material Totals							Invoice Transactions 8	\$3,044.45	
Account 53910 - Dues and Subscriptions									
485 - Sam's Club	999999 042316	18-Sam's Club Memberships - 2016	Paid by Check # 63377	06/07/2016	06/07/2016	06/17/2016	06/17/2016	30.00	
Account 53910 - Dues and Subscriptions Totals							Invoice Transactions 1	\$30.00	
Program 183500 - Golf Services Totals							Invoice Transactions 9	\$3,074.45	
Program 183501 - Golf Course - Pro Shop									
Account 52330 - Street, Alley, and Sewer Material									
50914 - Callaway Golf Sales Company	926697411	18 - Merchandise	Paid by Check # 63339	06/07/2016	06/07/2016	06/17/2016	06/17/2016	699.80	
50914 - Callaway Golf Sales Company	926698242	18 - Merchandise	Paid by Check # 63339	06/07/2016	06/07/2016	06/17/2016	06/17/2016	1,008.47	
50914 - Callaway Golf Sales Company	926846931	18 - Merchandise	Paid by Check # 63339	06/07/2016	06/07/2016	06/17/2016	06/17/2016	175.43	
50914 - Callaway Golf Sales Company	926871140	18 - Merchandise	Paid by Check # 63339	06/07/2016	06/07/2016	06/17/2016	06/17/2016	92.12	
50914 - Callaway Golf Sales Company	926864178	18 - Merchandise	Paid by Check # 63339	06/07/2016	06/07/2016	06/17/2016	06/17/2016	92.12	
3978 - J & M Golf, INC	0500634-IN	18-	Paid by EFT # 12562	06/07/2016	06/07/2016	06/17/2016	06/17/2016	415.80	
53619 - Ping, INC	13317347	18 - Merchandise	Paid by EFT # 12600	06/07/2016	06/07/2016	06/17/2016	06/17/2016	39.48	
53619 - Ping, INC	13302596	18 - Merchandise	Paid by EFT # 12600	06/07/2016	06/07/2016	06/17/2016	06/17/2016	266.55	
Account 52330 - Street, Alley, and Sewer Material Totals							Invoice Transactions 8	\$2,789.77	
Program 183501 - Golf Course - Pro Shop Totals							Invoice Transactions 8	\$2,789.77	
Program 184000 - Natural Resources									
Account 52420 - Other Supplies									
4397 - A & D Cycling Enterprises, LLC (Revolution Bike)	391	18-bike to work day gc	Paid by EFT # 12479	06/07/2016	06/07/2016	06/17/2016	06/17/2016	100.00	
4505 - Bicycle Garage, INC	0520161058319	18-bike to work day gc	Paid by Check # 63334	06/07/2016	06/07/2016	06/17/2016	06/17/2016	100.00	
5559 - James Wesley Biddle (Atomic Electric)	3370	18-chimney swift towers	Paid by EFT # 12488	06/07/2016	06/07/2016	06/17/2016	06/17/2016	3,000.00	
4583 - Jean B Smiths (Bikesmiths)	22000145176	18-bike to work day gc	Paid by EFT # 12626	06/07/2016	06/07/2016	06/17/2016	06/17/2016	50.00	
Account 52420 - Other Supplies Totals							Invoice Transactions 4	\$3,250.00	

Account 53990 - Other Services and Charges									
5559 - James Wesley Biddle (Atomic Electric)	3370	18-chimney swift towers	Paid by EFT # 12488	06/07/2016	06/07/2016	06/17/2016	06/17/2016	4,648.00	
50722 - Bloomington Bagel Co., INC	INV-7492	18-bike to work catering	Paid by EFT # 12492	06/07/2016	06/07/2016	06/17/2016	06/17/2016	86.75	
Account 53990 - Other Services and Charges Totals							Invoice Transactions 2	\$4,734.75	
Program 184000 - Natural Resources Totals							Invoice Transactions 6	\$7,984.75	
Program 184500 - Youth Services -Juke Box									
Account 52420 - Other Supplies									
9523 - Freedom Business Solutions, LLC	9036	18-AJB toner	Paid by EFT # 12533	06/07/2016	06/07/2016	06/17/2016	06/17/2016	234.90	
Account 52420 - Other Supplies Totals							Invoice Transactions 1	\$234.90	
Account 53940 - Temporary Contractual Employee									
3805 - Margot Scholz	061016 a	18-Ballroom Dancing	Paid by Check # 63378	06/07/2016	06/07/2016	06/17/2016	06/17/2016	78.00	
Account 53940 - Temporary Contractual Employee Totals							Invoice Transactions 1	\$78.00	
Account 53990 - Other Services and Charges									
51447 - Discount Vacuum Center	060116	18-AJB Vacuum Repair	Paid by Check # 63350	06/07/2016	06/07/2016	06/17/2016	06/17/2016	43.40	
321 - Harrell Fish, INC	CD00719	18-AJB Heating/Cooling Spring Maintenance	Paid by EFT # 12543	06/07/2016	06/07/2016	06/17/2016	06/17/2016	320.00	
Account 53990 - Other Services and Charges Totals							Invoice Transactions 2	\$363.40	
Program 184500 - Youth Services -Juke Box Totals							Invoice Transactions 4	\$676.30	
Program 184501 - Youth Services-Kid City Camps									
Account 52420 - Other Supplies									
11589 - Bloomington Cooperative Services (Bloomindfoods)	757796-01	18-Kid City Banana Snack	Paid by Check # 63336	06/07/2016	06/07/2016	06/17/2016	06/17/2016	16.78	
50761 - Bloomington Sandwich Co, LLC	052716	18-Kid City Pre Camp Lunch	Paid by EFT # 12494	06/07/2016	06/07/2016	06/17/2016	06/17/2016	167.98	
4647 - S&S Worldwide, INC	9074940	18-Kid City Summer Camp games and art	Paid by EFT # 12617	06/07/2016	06/07/2016	06/17/2016	06/17/2016	195.48	
4647 - S&S Worldwide, INC	9070078	18-Kid City Summer Camp games and art	Paid by EFT # 12617	06/07/2016	06/07/2016	06/17/2016	06/17/2016	195.45	
4647 - S&S Worldwide, INC	9090455	18-Kid City Summer Camp games and art	Paid by EFT # 12617	06/07/2016	06/07/2016	06/17/2016	06/17/2016	197.55	
4647 - S&S Worldwide, INC	9086610	18-Kid City Summer Camp games and art	Paid by EFT # 12617	06/07/2016	06/07/2016	06/17/2016	06/17/2016	188.58	
4647 - S&S Worldwide, INC	9086735	18-Kid City Summer Camp games and art	Paid by EFT # 12617	06/07/2016	06/07/2016	06/17/2016	06/17/2016	156.20	
4647 - S&S Worldwide, INC	9092371	18-Kid City Summer Camp games and art	Paid by EFT # 12617	06/07/2016	06/07/2016	06/17/2016	06/17/2016	55.94	
485 - Sam's Club	1458	18-Kid City Summer Camp Supplies	Paid by Check # 63377	06/07/2016	06/07/2016	06/17/2016	06/17/2016	234.10	
485 - Sam's Club	4850	18-Kid City Summer Camp Supplies	Paid by Check # 63377	06/07/2016	06/07/2016	06/17/2016	06/17/2016	239.92	
485 - Sam's Club	4011	18-Kid City Summer Camp Supplies	Paid by Check # 63377	06/07/2016	06/07/2016	06/17/2016	06/17/2016	240.43	
Account 52420 - Other Supplies Totals							Invoice Transactions 11	\$1,988.41	
Account 52430 - Uniforms and Tools									
17133 - T.L.S. INC (Taylor Imprinted Sportswear)	S80487	18-Kid City Original, CIT & Quest shirts	Paid by EFT # 12636	06/07/2016	06/07/2016	06/17/2016	06/17/2016	791.00	
Account 52430 - Uniforms and Tools Totals							Invoice Transactions 1	\$791.00	
Account 53910 - Dues and Subscriptions									
485 - Sam's Club	999999 042316	18-Sam's Club Memberships - 2016	Paid by Check # 63377	06/07/2016	06/07/2016	06/17/2016	06/17/2016	15.00	
Account 53910 - Dues and Subscriptions Totals							Invoice Transactions 1	\$15.00	
Account 53990 - Other Services and Charges									
5617 - Pacers Basketball, LLC	14063056 060616	18-Kid City Fever Game Field Trip	Paid by EFT # 12597	06/07/2016	06/07/2016	06/17/2016	06/17/2016	100.00	
Account 53990 - Other Services and Charges Totals							Invoice Transactions 1	\$100.00	
Program 184501 - Youth Services-Kid City Camps Totals							Invoice Transactions 14	\$2,794.41	
Program 185000 - Twin Lakes Recreation Center									
Account 52210 - Institutional Supplies									
9269 - HP Products Corporation	12662097	18 - building supplies	Paid by EFT # 12550	06/07/2016	06/07/2016	06/17/2016	06/17/2016	88.88	
485 - Sam's Club	9346	18 - cleaning supplies	Paid by Check # 63377	06/07/2016	06/07/2016	06/17/2016	06/17/2016	140.92	
Account 52210 - Institutional Supplies Totals							Invoice Transactions 2	\$229.80	
Account 52420 - Other Supplies									
798 - Winters Associates Promotional Products, INC	110344	18-Adult Volleyball Tournament Winners	Paid by Check # 63396	06/07/2016	06/07/2016	06/17/2016	06/17/2016	309.50	
Account 52420 - Other Supplies Totals							Invoice Transactions 1	\$309.50	
Account 53310 - Printing									
53038 - Mid America Sports Advantage	347054-00	18-wind banners for TLSP, Winslow, FSC and	Paid by Check # 63362	06/07/2016	06/07/2016	06/17/2016	06/17/2016	346.16	
Account 53310 - Printing Totals							Invoice Transactions 1	\$346.16	
Account 53530 - Water and Sewer									
208 - City Of Bloomington Utilities	39530-002062716	18-Water/Sewer	Paid by Check # 63345	06/07/2016	06/07/2016	06/17/2016	06/17/2016	445.86	
Account 53530 - Water and Sewer Totals							Invoice Transactions 1	\$445.86	
Account 53610 - Building Repairs									
53657 - Plymate, INC	2590483	18 - entry mat service	Paid by EFT # 12602	06/07/2016	06/07/2016	06/17/2016	06/17/2016	88.15	
Account 53610 - Building Repairs Totals							Invoice Transactions 1	\$88.15	
Account 53820 - Interest									
3623 - US Bank	294389	06-#803319400-inv. of debt service payment	Paid by Check # 63391	06/07/2016	06/07/2016	06/17/2016	06/17/2016	114,573.75	
Account 53820 - Interest Totals							Invoice Transactions 1	\$114,573.75	
Account 53830 - Bank Charges									
3623 - US Bank	4306700	06-#803319400-admin fees 5/1/16-4/30/17	Paid by Check # 63390	06/07/2016	06/07/2016	06/17/2016	06/17/2016	275.00	
Account 53830 - Bank Charges Totals							Invoice Transactions 1	\$275.00	
Account 53840 - Lease Payments									
3804 - US Bank National Association For Toshiba Financial	305910143	18-Copier Lease TLRC	Paid by Check # 63392	06/07/2016	06/07/2016	06/17/2016	06/17/2016	174.47	
Account 53840 - Lease Payments Totals							Invoice Transactions 1	\$174.47	
Program 185000 - Twin Lakes Recreation Center Totals							Invoice Transactions 9	\$116,442.69	

Program 185002 - TLRC-Health & Wellness								
Account 53940 - Temporary Contractual Employee								
5274 - Catherine T Gossett	060216	18-Fitness Specialist	Paid by EFT # 12536	06/07/2016	06/07/2016	06/17/2016	06/17/2016	263.50
5291 - Jordyn Kahier	060216	18-Fitness Specialist	Paid by EFT # 12568	06/07/2016	06/07/2016	06/17/2016	06/17/2016	90.00
1336 - Kristy L LeVert	052116	18-Fitness Specialist	Paid by EFT # 12578	06/07/2016	06/07/2016	06/17/2016	06/17/2016	65.00
5007 - Emeline P O'Connor	052116	18-Fitness Specialist	Paid by EFT # 12596	06/07/2016	06/07/2016	06/17/2016	06/17/2016	67.50
14093 - Alana Radecki	052816	18-Fitness Specialist	Paid by EFT # 12608	06/07/2016	06/07/2016	06/17/2016	06/17/2016	125.00
4662 - Janet Altman Scott	052116	18-Fitness Specialist	Paid by EFT # 12622	06/07/2016	06/07/2016	06/17/2016	06/17/2016	176.25
5457 - Krista Wilhelmsen	5/21/16	18-Fitness Specialist	Paid by EFT # 12652	06/07/2016	06/07/2016	06/17/2016	06/17/2016	50.00
Account 53940 - Temporary Contractual Employee Totals						Invoice Transactions 7		\$837.25
Program 185002 - TLRC-Health & Wellness Totals						Invoice Transactions 7		\$837.25
Program 185003 - TLRC-Basketball								
Account 53940 - Temporary Contractual Employee								
1973 - Megan M Schwartz	060216	18-Fitness Specialist	Paid by EFT # 12621	06/07/2016	06/07/2016	06/17/2016	06/17/2016	400.00
Account 53940 - Temporary Contractual Employee Totals						Invoice Transactions 1		\$400.00
Program 185003 - TLRC-Basketball Totals						Invoice Transactions 1		\$400.00
Program 185006 - TLRC-Concessions								
Account 52330 - Street, Alley, and Sewer Material								
225 - Coca-Cola Refreshments USA, INC	4046047727	18 - Concessions & Vending Product	Paid by Check # 63347	06/07/2016	06/07/2016	06/17/2016	06/17/2016	359.51
485 - Sam's Club	4174	18 - concession supplies	Paid by Check # 63377	06/07/2016	06/07/2016	06/17/2016	06/17/2016	244.02
21145 - Sysco Corporation	605250258	18 - concessions supplies	Paid by EFT # 12635	06/07/2016	06/07/2016	06/17/2016	06/17/2016	593.12
21145 - Sysco Corporation	606010297	18 - concessions supplies	Paid by EFT # 12635	06/07/2016	06/07/2016	06/17/2016	06/17/2016	630.87
Account 52330 - Street, Alley, and Sewer Material Totals						Invoice Transactions 4		\$1,827.52
Account 53910 - Dues and Subscriptions								
485 - Sam's Club	999999 042316	18-Sam's Club Memberships - 2016	Paid by Check # 63377	06/07/2016	06/07/2016	06/17/2016	06/17/2016	30.00
Account 53910 - Dues and Subscriptions Totals						Invoice Transactions 1		\$30.00
Program 185006 - TLRC-Concessions Totals						Invoice Transactions 5		\$1,857.52
Program 185500 - Community Events								
Account 52430 - Uniforms and Tools								
798 - Winters Associates Promotional Products, INC	110304	18-uniforms	Paid by Check # 63396	06/07/2016	06/07/2016	06/17/2016	06/17/2016	52.12
Account 52430 - Uniforms and Tools Totals						Invoice Transactions 1		\$52.12
Account 53230 - Travel								
51483 - Downtown Bloomington, INC	001	18 Reimbursement for hotel charges Mainstreet	Paid by EFT # 12521	06/07/2016	06/07/2016	06/17/2016	06/17/2016	479.97
720 - Rebecca R Higgins	052716	18 Reimbursement for Per Diem - Mainstreet	Paid by Check # 63354	06/07/2016	06/07/2016	06/17/2016	06/17/2016	151.00
Account 53230 - Travel Totals						Invoice Transactions 2		\$630.97
Program 185500 - Community Events Totals						Invoice Transactions 3		\$683.09
Program 186502 - Community Events-Gardens								
Account 52430 - Uniforms and Tools								
798 - Winters Associates Promotional Products, INC	110304	18-uniforms	Paid by Check # 63396	06/07/2016	06/07/2016	06/17/2016	06/17/2016	52.12
Account 52430 - Uniforms and Tools Totals						Invoice Transactions 1		\$52.12
Program 186502 - Community Events-Gardens Totals						Invoice Transactions 1		\$52.12
Program 186503 - Community Events-Farmers' Market								
Account 47230 - Gift Certificate								
18520 - Kevin L Graber	527	Market Bucks and Gift Certificates	Paid by EFT # 12537	06/07/2016	06/07/2016	06/17/2016	06/17/2016	20.00
3981 - Muddy Fork Farm & Bakery, LLC	517	Market Bucks and Gift Certificates	Paid by EFT # 12590	06/07/2016	06/07/2016	06/17/2016	06/17/2016	5.00
Account 47230 - Gift Certificate Totals						Invoice Transactions 2		\$25.00
Account 47240 - EBT Market Bucks								
17532 - Kimberley Beesley-Shatto	516	Market Bucks	Paid by EFT # 12485	06/07/2016	06/07/2016	06/17/2016	06/17/2016	9.00
5583 - Greg Deemer	515	Market Bucks	Paid by EFT # 12519	06/07/2016	06/07/2016	06/17/2016	06/17/2016	9.00
3311 - Thomas A Delay	524	Market Bucks	Paid by EFT # 12520	06/07/2016	06/07/2016	06/17/2016	06/17/2016	12.00
17691 - Amos S Esh	525	Market Bucks	Paid by Check # 63351	06/07/2016	06/07/2016	06/17/2016	06/17/2016	243.00
18520 - Kevin L Graber	527	Market Bucks and Gift Certificates	Paid by EFT # 12537	06/07/2016	06/07/2016	06/17/2016	06/17/2016	120.00
16112 - Darin Kelly	523	Market Bucks	Paid by Check # 63360	06/07/2016	06/07/2016	06/17/2016	06/17/2016	156.00
5200 - Chester L Lehman	528	Market Bucks	Paid by EFT # 12577	06/07/2016	06/07/2016	06/17/2016	06/17/2016	51.00
5079 - Louise Miracle	526	Market Bucks	Paid by EFT # 12587	06/07/2016	06/07/2016	06/17/2016	06/17/2016	6.00
3981 - Muddy Fork Farm & Bakery, LLC	517	Market Bucks and Gift Certificates	Paid by EFT # 12590	06/07/2016	06/07/2016	06/17/2016	06/17/2016	9.00
14571 - Melvin E Reeves	514	Market Bucks	Paid by EFT # 12609	06/07/2016	06/07/2016	06/17/2016	06/17/2016	18.00
12430 - Luke Rhodes	519	Market Bucks	Paid by EFT # 12612	06/07/2016	06/07/2016	06/17/2016	06/17/2016	66.00
12430 - Luke Rhodes	521	Market Bucks	Paid by EFT # 12612	06/07/2016	06/07/2016	06/17/2016	06/17/2016	24.00
54040 - Scholars Inn Bakehouse	529	Market Bucks	Paid by EFT # 12620	06/07/2016	06/07/2016	06/17/2016	06/17/2016	48.00
3883 - Simpson's Farm Market, LLC	518	Market Bucks	Paid by EFT # 12624	06/07/2016	06/07/2016	06/17/2016	06/17/2016	9.00
3883 - Simpson's Farm Market, LLC	530	Market Bucks	Paid by EFT # 12624	06/07/2016	06/07/2016	06/17/2016	06/17/2016	21.00
2496 - Galen Jay Stoll	520	Market Bucks	Paid by Check # 63384	06/07/2016	06/07/2016	06/17/2016	06/17/2016	30.00
Account 47240 - EBT Market Bucks Totals						Invoice Transactions 16		\$831.00

Account 52420 - Other Supplies									
5269 - HP Products Corporation	12669005	18 FM HD trash can liners	Paid by EFT # 12550	06/07/2016	06/07/2016	06/17/2016	06/17/2016	179.43	
52948 - Mays Greenhouse, LLC	24168	18 - Market - stones for activity	Paid by EFT # 12581	06/07/2016	06/07/2016	06/17/2016	06/17/2016	6.64	
204 - State Of Indiana	2016	18 - Market - alcohol permit for farm tour	Paid by Check # 63383	06/07/2016	06/07/2016	06/17/2016	06/17/2016	50.00	
		Account 52420 - Other Supplies Totals				Invoice Transactions 3		\$236.07	
Account 52430 - Uniforms and Tools									
798 - Winters Associates Promotional Products, INC	110304	18-uniforms	Paid by Check # 63396	06/07/2016	06/07/2016	06/17/2016	06/17/2016	59.12	
		Account 52430 - Uniforms and Tools Totals				Invoice Transactions 1		\$59.12	
Account 53940 - Temporary Contractual Employee									
3875 - Sandra Salinas-Kobylika	050816	18 - market - Contractual Cleaning	Paid by EFT # 12618	06/07/2016	06/07/2016	06/17/2016	06/17/2016	260.00	
3875 - Sandra Salinas-Kobylika	052216	18 - market - Contractual Cleaning	Paid by EFT # 12618	06/07/2016	06/07/2016	06/17/2016	06/17/2016	130.00	
		Account 53940 - Temporary Contractual Employee Totals				Invoice Transactions 2		\$390.00	
		Program 186503 - Community Events-Farmers' Market Totals				Invoice Transactions 24		\$1,541.19	
Program 186504 - Senior Expo									
Account 53310 - Printing									
5387 - Creative Graphics, INC (dba Baugh Enterprises)	1753	18-50+ Expo postcard printing	Paid by EFT # 12515	06/07/2016	06/07/2016	06/17/2016	06/17/2016	360.00	
		Account 53310 - Printing Totals				Invoice Transactions 1		\$360.00	
Account 53990 - Other Services and Charges									
4388 - Hall's Laundries, INC (17th Coin Laundry)	29279	18 - Laundering of table linens - 50+ Expo	Paid by Check # 63352	06/07/2016	06/07/2016	06/17/2016	06/17/2016	157.00	
177 - Indiana Oxygen Co	01438736	18 - Rental of helium tank - 50+ Expo	Paid by EFT # 12555	06/07/2016	06/07/2016	06/17/2016	06/17/2016	18.00	
		Account 53990 - Other Services and Charges Totals				Invoice Transactions 2		\$175.00	
		Program 186504 - Senior Expo Totals				Invoice Transactions 3		\$535.00	
Program 186506 - Performing Art Series									
Account 52420 - Other Supplies									
818 - Everywhere Signs, LLC	49386	18-opening act sponsor sign for 3rd St Park PAS	Paid by EFT # 12526	06/07/2016	06/07/2016	06/17/2016	06/17/2016	130.00	
		Account 52420 - Other Supplies Totals				Invoice Transactions 1		\$130.00	
Account 53990 - Other Services and Charges									
5628 - Stephen L Pollitt	052316	18 - Nature Sounds Performance Payment	Paid by EFT # 12603	06/07/2016	06/07/2016	06/17/2016	06/17/2016	100.00	
		Account 53990 - Other Services and Charges Totals				Invoice Transactions 1		\$100.00	
		Program 186506 - Performing Art Series Totals				Invoice Transactions 2		\$230.00	
Program 187001 - Adult Sports-Softball									
Account 43220 - Facility Rentals									
Team Central LLC	2016-00000423	18-Refund	Paid by Check # 63404	06/07/2016	06/07/2016	06/17/2016	06/17/2016	1,000.00	
		Account 43220 - Facility Rentals Totals				Invoice Transactions 1		\$1,000.00	
Account 52420 - Other Supplies									
4263 - Price Chopper, INC	194807	18-TLSP- Entry Wristbands for Softball	Paid by Check # 63371	06/07/2016	06/07/2016	06/17/2016	06/17/2016	54.02	
		Account 52420 - Other Supplies Totals				Invoice Transactions 1		\$54.02	
Account 53310 - Printing									
53038 - Mid America Sports Advantage	347054-00	18-wind banners for TLSP, Winslow, FSC and	Paid by Check # 63362	06/07/2016	06/07/2016	06/17/2016	06/17/2016	346.16	
		Account 53310 - Printing Totals				Invoice Transactions 1		\$346.16	
Account 53910 - Dues and Subscriptions									
822 - Indiana Amateur Softball Association, INC	20160064	TLSP-ASA Team Fees for Spring Leagues	Paid by EFT # 12553	06/07/2016	06/07/2016	06/17/2016	06/17/2016	1,836.00	
822 - Indiana Amateur Softball Association, INC	20160061	TLSP-Bartlett Memorial Tournament ASA Fees	Paid by EFT # 12553	06/07/2016	06/07/2016	06/17/2016	06/17/2016	980.00	
822 - Indiana Amateur Softball Association, INC	20160067	TLSP-Prize Package for Bartlett Memorial	Paid by EFT # 12553	06/07/2016	06/07/2016	06/17/2016	06/17/2016	342.35	
485 - Sam's Club	999999 042316	18-Sam's Club Memberships - 2016	Paid by Check # 63377	06/07/2016	06/07/2016	06/17/2016	06/17/2016	30.00	
		Account 53910 - Dues and Subscriptions Totals				Invoice Transactions 4		\$3,188.35	
Account 53940 - Temporary Contractual Employee									
5292 - Charles Blackwell	052616	18-Adult Softball Umpire	Paid by EFT # 12491	06/07/2016	06/07/2016	06/17/2016	06/17/2016	50.00	
5292 - Charles Blackwell	052416	18-Adult Softball Umpire	Paid by EFT # 12491	06/07/2016	06/07/2016	06/17/2016	06/17/2016	108.00	
17539 - Jennifer P Bradley	052616	18-Adult Softball Umpire	Paid by EFT # 12496	06/07/2016	06/07/2016	06/17/2016	06/17/2016	252.00	
17531 - Ty Hardin Briles	052316	18-Adult Softball Umpire	Paid by EFT # 12498	06/07/2016	06/07/2016	06/17/2016	06/17/2016	170.00	
14930 - Matthew P Crane	052516	18-Adult Softball Umpire	Paid by EFT # 12513	06/07/2016	06/07/2016	06/17/2016	06/17/2016	126.00	
5196 - Benjamin D Davenport	051916	18-Adult Softball Umpire	Paid by EFT # 12517	06/07/2016	06/07/2016	06/17/2016	06/17/2016	90.00	
590 - Lela M Farmer	052616	18-Adult Softball Umpire	Paid by EFT # 12527	06/07/2016	06/07/2016	06/17/2016	06/17/2016	180.00	
1626 - Tresa R Fredericks	052616	18-Adult Softball Umpire	Paid by EFT # 12532	06/07/2016	06/07/2016	06/17/2016	06/17/2016	152.00	
3690 - Michael D Gadberry	052516	18-Youth Softball Umpire	Paid by EFT # 12534	06/07/2016	06/07/2016	06/17/2016	06/17/2016	100.00	
3571 - Joseph R Hardy	052516	18-Adult Softball Umpire	Paid by EFT # 12542	06/07/2016	06/07/2016	06/17/2016	06/17/2016	90.00	
3571 - Joseph R Hardy	052216	18-Adult Softball Umpire	Paid by EFT # 12542	06/07/2016	06/07/2016	06/17/2016	06/17/2016	125.00	
17565 - Mike B Hicks	052616	18-Adult Softball Umpire	Paid by EFT # 12547	06/07/2016	06/07/2016	06/17/2016	06/17/2016	304.00	
17565 - Mike B Hicks	051916	18-Adult Softball Umpire	Paid by EFT # 12547	06/07/2016	06/07/2016	06/17/2016	06/17/2016	50.00	
4318 - Rodney L Kates	052616	18-Adult Softball Umpire	Paid by EFT # 12569	06/07/2016	06/07/2016	06/17/2016	06/17/2016	133.00	
553 - Cindy Lampkins	052416	18-Adult Softball Umpire	Paid by EFT # 12575	06/07/2016	06/07/2016	06/17/2016	06/17/2016	108.00	
557 - Vicki Lynn Minder	052416	18-Adult Softball Umpire	Paid by EFT # 12586	06/07/2016	06/07/2016	06/17/2016	06/17/2016	126.00	
4939 - Charles W Stone	052616	18-Adult Softball Umpire	Paid by EFT # 12634	06/07/2016	06/07/2016	06/17/2016	06/17/2016	342.00	

1024 - Donald E Wertz	052316	18-Adult Softball Umpire	Paid by EFT # 12648	06/07/2016	06/07/2016	06/17/2016	06/17/2016	171.00
5576 - Sarah S Weyer	052516	18-Adult Softball Umpire	Paid by EFT # 12650	06/07/2016	06/07/2016	06/17/2016	06/17/2016	190.00
Account 53940 - Temporary Contractual Employee Totals							Invoice Transactions 19	\$2,857.00
Program 187006 - Adult Sports-Softball Totals							Invoice Transactions 26	\$7,455.53
Program 187006 - Adult Sports-Concessions								
Account 52210 - Institutional Supplies								
788 - Bright Rental, LLC (Master Rental Center)	272564	18-TLSP-Propane Refills for Grill	Paid by EFT # 12497	06/07/2016	06/07/2016	06/17/2016	06/17/2016	36.00
Account 52210 - Institutional Supplies Totals							Invoice Transactions 1	\$36.00
Account 52330 - Street, Alley, and Sewer Material								
225 - Coca-Cola Refreshments USA, INC	4046037527	18-TLSP-Coke Products for Concessions Resale	Paid by Check # 63347	06/07/2016	06/07/2016	06/17/2016	06/17/2016	480.78
485 - Sam's Club	2813	TLSP-Concessions Products for Resale	Paid by Check # 63377	06/07/2016	06/07/2016	06/17/2016	06/17/2016	143.97
485 - Sam's Club	5961	18-TLSP-Concessions Products for Resale	Paid by Check # 63377	06/07/2016	06/07/2016	06/17/2016	06/17/2016	272.06
Account 52330 - Street, Alley, and Sewer Material Totals							Invoice Transactions 3	\$896.81
Program 187006 - Adult Sports-Concessions Totals							Invoice Transactions 4	\$932.81
Program 187202 - Youth Sports-Winslow								
Account 52420 - Other Supplies								
50304 - Anthem Sports, LLC	157564	18-Lower Cascades- 6U Game Softballs	Paid by EFT # 12482	06/07/2016	06/07/2016	06/17/2016	06/17/2016	145.77
822 - Indiana Amateur Softball Association, INC	20160072	18-Lower Cascades- 2016 Softball Order	Paid by EFT # 12553	06/07/2016	06/07/2016	06/17/2016	06/17/2016	1,248.00
Account 52420 - Other Supplies Totals							Invoice Transactions 2	\$1,393.77
Account 53310 - Printing								
53038 - Mid America Sports Advantage	347054-00	18-wind banners for TLSP, Winslow, FSC and	Paid by Check # 63362	06/07/2016	06/07/2016	06/17/2016	06/17/2016	519.30
Account 53310 - Printing Totals							Invoice Transactions 1	\$519.30
Account 53940 - Temporary Contractual Employees								
5602 - Chelsea Huff	042716	18-Youth Softball Umpire	Paid by EFT # 12551	06/07/2016	06/07/2016	06/17/2016	06/17/2016	350.00
Account 53940 - Temporary Contractual Employee Totals							Invoice Transactions 1	\$350.00
Account 53990 - Other Services and Charges								
485 - Sam's Club	4668	18-Drinks and crackers for Skateboard Camp	Paid by Check # 63377	06/07/2016	06/07/2016	06/17/2016	06/17/2016	73.64
Account 53990 - Other Services and Charges Totals							Invoice Transactions 1	\$73.64
Program 187202 - Youth Sports-Winslow Totals							Invoice Transactions 5	\$2,336.71
Program 187500 - Banneker								
Account 53110 - Engineering and Architectural								
2369 - BFW Crane, INC	701560-1	18-Design fee for Banneker Wall project	Paid by Check # 63333	06/07/2016	06/07/2016	06/17/2016	06/17/2016	9,600.00
Account 53110 - Engineering and Architectural Totals							Invoice Transactions 1	\$9,600.00
Program 187500 - Banneker Totals							Invoice Transactions 1	\$9,600.00
Program 187503 - Banneker-Classes								
Account 43270 - Registration Fees								
Catelyn Scoggins	2016-00000391	18-Refund	Paid by Check # 63402	06/07/2016	06/07/2016	06/17/2016	06/17/2016	50.00
Account 43270 - Registration Fees Totals							Invoice Transactions 1	\$50.00
Account 52420 - Other Supplies								
485 - Sam's Club	0513	18- BBCC Summer Program Supplies	Paid by Check # 63377	06/07/2016	06/07/2016	06/17/2016	06/17/2016	247.77
Account 52420 - Other Supplies Totals							Invoice Transactions 1	\$247.77
Program 187503 - Banneker-Classes Totals							Invoice Transactions 2	\$297.77
Program 189003 - Operations-Open Shelters								
Account 43220 - Facility Rentals								
Barbara Hanna	2016-00000422	18-Refund	Paid by Check # 63400	06/07/2016	06/07/2016	06/17/2016	06/17/2016	78.00
Account 43220 - Facility Rentals Totals							Invoice Transactions 1	\$78.00
Program 189003 - Operations-Open Shelters Totals							Invoice Transactions 1	\$78.00
Program 189006 - Switchyard Property								
Account 53530 - Water and Sewer								
208 - City Of Bloomington Utilities	39530-002062716	18-Water/Sewer	Paid by Check # 63345	06/07/2016	06/07/2016	06/17/2016	06/17/2016	9.24
Account 53530 - Water and Sewer Totals							Invoice Transactions 1	\$9.24
Account 53990 - Other Services and Charges								
321 - Harrell Fish, INC	W17957	18-Labor to evaluate report of A/C not	Paid by EFT # 12543	06/07/2016	06/07/2016	06/17/2016	06/17/2016	196.00
Account 53990 - Other Services and Charges Totals							Invoice Transactions 1	\$196.00
Program 189006 - Switchyard Property Totals							Invoice Transactions 2	\$205.24
Department 18 - Parks & Recreation Totals							Invoice Transactions 161	\$169,112.30
Fund 201 - Parks and Rec Non Reverting Totals							Invoice Transactions 162	\$169,412.30
Grand Totals							Invoice Transactions 327	\$286,068.63



Board of Parks & Recreation Claim Register

Invoice Date Range 06/21/16 - 07/01/16

Vendor	Invoice No.	Invoice Description	Status	Held Reason	Invoice Date	Due Date	G/L Date	Received Date	Payment Date	Invoice Amount
Fund 200 - Parks and Recreation General										
Department 18 - Parks & Recreation										
Program 181000 - Administration										
Account 52110 - Office Supplies										
5103 - Staples Contract & Commercial, INC	3304796741	18-machine tape,paper,post-	Paid by EFT # 12835		06/21/2016	06/21/2016	07/01/2016		07/01/2016	213.05
Account 52110 - Office Supplies Totals									Invoice Transactions 1	\$213.05
Account 53160 - Instruction										
2019 - Leslie Brinson	061316	18- Conference Reimbursement- NRPA	Paid by EFT # 12700		06/21/2016	06/21/2016	07/01/2016		07/01/2016	509.00
1056 - Paula M McDvitt	061316	18-Conference Registration	Paid by EFT # 12789		06/21/2016	06/21/2016	07/01/2016		07/01/2016	2,975.00
Account 53160 - Instruction Totals									Invoice Transactions 2	\$3,484.00
Account 53210 - Telephone										
13969 - AT&T Mobility II, LLC	875261144X061916	18-Cell phones 05/12/160-06/11/16	Paid by Check # 63425		06/21/2016	06/21/2016	07/01/2016		07/01/2016	100.75
Account 53210 - Telephone Totals									Invoice Transactions 1	\$100.75
Account 53840 - Lease Payments										
3804 - US Bank National Association For Toshiba Financial	306270943	18-Copier Lease	Paid by Check # 63493		06/21/2016	06/21/2016	07/01/2016		07/01/2016	226.00
Account 53840 - Lease Payments Totals									Invoice Transactions 1	\$226.00
Program 181000 - Administration Totals									Invoice Transactions 5	\$4,023.80
Program 181100 - Marketing										
Account 53320 - Advertising										
323 - Hoosier Times, INC	149959 53116	18-May display advertising	Paid by EFT # 12754		06/21/2016	06/21/2016	07/01/2016		07/01/2016	1,807.75
3249 - Student Media Group	060916	18-18-Campus Plan-It listings for TLRC and	Paid by Check # 63488		06/21/2016	06/21/2016	07/01/2016		07/01/2016	562.50
Account 53320 - Advertising Totals									Invoice Transactions 2	\$2,370.25
Program 181100 - Marketing Totals									Invoice Transactions 2	\$2,370.25
Program 182001 - Aquatics - Bryan Pool										
Account 52220 - Agricultural Supplies										
177 - Indiana Oxygen Co	01435496	18-cardbon dioxide	Paid by EFT # 12761		06/21/2016	06/21/2016	07/01/2016		07/01/2016	141.93
177 - Indiana Oxygen Co	08393847	18-pool	Paid by EFT # 12761		06/21/2016	06/21/2016	07/01/2016		07/01/2016	177.80
Account 52220 - Agricultural Supplies Totals									Invoice Transactions 2	\$319.73
Account 52340 - Other Repairs and Maintenance										
394 - Kleindorfer Hardware & Variety	512975	18-supplies for the pool, and keys	Paid by EFT # 12779		06/21/2016	06/21/2016	07/01/2016		07/01/2016	5.49
394 - Kleindorfer Hardware & Variety	513100	18-supplies for the pool, and keys	Paid by EFT # 12779		06/21/2016	06/21/2016	07/01/2016		07/01/2016	10.99
Account 52340 - Other Repairs and Maintenance Totals									Invoice Transactions 2	\$16.48
Account 52420 - Other Supplies										
13969 - AT&T Mobility II, LLC	875261144X061916	18-Cell phones 05/12/160-06/11/16	Paid by Check # 63425		06/21/2016	06/21/2016	07/01/2016		07/01/2016	1,585.98
4320 - The Lifeguard Store, INC	INV399243	18-rain jackets, fannies, etc	Paid by Check # 63490		06/21/2016	06/21/2016	07/01/2016		07/01/2016	10.28
Account 52420 - Other Supplies Totals									Invoice Transactions 2	\$1,596.26
Account 52430 - Uniforms and Tools										
798 - Winters Associates Promotional Products, INC	110418	18-t-shirts	Paid by Check # 63496		06/21/2016	06/21/2016	07/01/2016		07/01/2016	268.35
798 - Winters Associates Promotional Products, INC	110419	18-t-shirts	Paid by Check # 63496		06/21/2016	06/21/2016	07/01/2016		07/01/2016	143.36
798 - Winters Associates Promotional Products, INC	110432	18-Men's Sweater	Paid by Check # 63496		06/21/2016	06/21/2016	07/01/2016		07/01/2016	32.80
Account 52430 - Uniforms and Tools Totals									Invoice Transactions 3	\$444.51
Account 53310 - Printing										
5387 - Creative Graphics, INC (dba Baugh Enterprises)	1785	18-punch passes for Bryan Park and Mills	Paid by EFT # 12716		06/21/2016	06/21/2016	07/01/2016		07/01/2016	640.50
Account 53310 - Printing Totals									Invoice Transactions 1	\$640.50
Account 53540 - Natural Gas										
222 - Vectren	0250755166061316	18-Natural Gas	Paid by Check # 63494		06/21/2016	06/21/2016	07/01/2016		07/01/2016	1,648.72
Account 53540 - Natural Gas Totals									Invoice Transactions 1	\$1,648.72
Program 182001 - Aquatics - Bryan Pool Totals									Invoice Transactions 11	\$4,666.20
Program 182002 - Aquatics - Mills Pool										
Account 52220 - Agricultural Supplies										
177 - Indiana Oxygen Co	01435496	18-cardbon dioxide	Paid by EFT # 12761		06/21/2016	06/21/2016	07/01/2016		07/01/2016	60.83
Account 52220 - Agricultural Supplies Totals									Invoice Transactions 1	\$60.83
Account 52340 - Other Repairs and Maintenance										
394 - Kleindorfer Hardware & Variety	512975	18-supplies for the pool, and keys	Paid by EFT # 12779		06/21/2016	06/21/2016	07/01/2016		07/01/2016	5.50
394 - Kleindorfer Hardware & Variety	513100	18-supplies for the pool, and keys	Paid by EFT # 12779		06/21/2016	06/21/2016	07/01/2016		07/01/2016	10.99
Account 52340 - Other Repairs and Maintenance Totals									Invoice Transactions 2	\$16.49
Account 52420 - Other Supplies										
4320 - The Lifeguard Store, INC	INV399243	18-rain jackets, fannies, etc	Paid by Check # 63490		06/21/2016	06/21/2016	07/01/2016		07/01/2016	15.42
Account 52420 - Other Supplies Totals									Invoice Transactions 1	\$15.42
Account 52430 - Uniforms and Tools										
798 - Winters Associates Promotional Products, INC	110418	18-t-shirts	Paid by Check # 63496		06/21/2016	06/21/2016	07/01/2016		07/01/2016	268.36
798 - Winters Associates Promotional Products, INC	110419	18-t-shirts	Paid by Check # 63496		06/21/2016	06/21/2016	07/01/2016		07/01/2016	143.36
798 - Winters Associates Promotional Products, INC	110432	18-Men's Sweater	Paid by Check # 63496		06/21/2016	06/21/2016	07/01/2016		07/01/2016	32.81

Account 53310 - Printing				Account 52430 - Uniforms and Tools Totals				Invoice Transactions 3	\$444.53
5387 - Creative Graphics, INC (dba Baugh Enterprises)	1785	18-punch passes for Bryan Park and Mills	Paid by EFT # 12716	06/21/2016	06/21/2016	07/01/2016	07/01/2016		274.50
Account 53310 - Printing Totals				Account 53310 - Printing Totals				Invoice Transactions 1	\$274.50
Program 182002 - Aquatics - Mills Pool Totals				Program 182002 - Aquatics - Mills Pool Totals				Invoice Transactions 8	\$811.77
Program 182500 - Frank Southern Center									
Account 53630 - Machinery and Equipment Repairs									
4902 - DEEM, LLC	553040	18-FS-Maintenance for Compressor	Paid by EFT # 12719	06/21/2016	06/21/2016	07/01/2016	07/01/2016		250.00
Account 53630 - Machinery and Equipment Repairs Totals				Account 53630 - Machinery and Equipment Repairs Totals				Invoice Transactions 1	\$250.00
Program 182500 - Frank Southern Center Totals				Program 182500 - Frank Southern Center Totals				Invoice Transactions 1	\$250.00
Program 183500 - Golf Services									
Account 52210 - Institutional Supplies									
3978 - J & M Golf, INC	0501464-IN	18 - Pencils	Paid by EFT # 12768	06/21/2016	06/21/2016	07/01/2016	07/01/2016		205.39
Account 52210 - Institutional Supplies Totals				Account 52210 - Institutional Supplies Totals				Invoice Transactions 1	\$205.39
Account 52220 - Agricultural Supplies				Account 52220 - Agricultural Supplies Totals				Invoice Transactions 1	\$759.20
4449 - Shelby Gravel, INC	520816	18 - Materials	Paid by EFT # 12828	06/21/2016	06/21/2016	07/01/2016	07/01/2016		759.20
Account 52340 - Other Repairs and Maintenance				Account 52340 - Other Repairs and Maintenance Totals				Invoice Transactions 3	\$943.57
455 - Industrial Service & Supply, INC	46132	18 - Parts and supplies	Paid by EFT # 12766	06/21/2016	06/21/2016	07/01/2016	07/01/2016		42.38
2974 - MacAllister Machinery Co, INC	R81176910601	18 - Spreader machine	Paid by EFT # 12787	06/21/2016	06/21/2016	07/01/2016	07/01/2016		850.00
53005 - Menards, INC	29730	18-Shop Supplies	Paid by Check # 63470	06/21/2016	06/21/2016	07/01/2016	07/01/2016		51.19
Account 53210 - Telephone				Account 53210 - Telephone Totals				Invoice Transactions 1	\$72.74
13969 - AT&T Mobility II, LLC	875261144X061916	18-Cell phones 05/12/160-06/11/16	Paid by Check # 63425	06/21/2016	06/21/2016	07/01/2016	07/01/2016		72.74
Account 53320 - Advertising				Account 53320 - Advertising Totals				Invoice Transactions 1	\$630.00
323 - Hoosier Times, INC	149959 53116	18-May display advertising	Paid by EFT # 12754	06/21/2016	06/21/2016	07/01/2016	07/01/2016		630.00
Account 53730 - Machinery and Equipment Rental				Account 53730 - Machinery and Equipment Rental Totals				Invoice Transactions 2	\$2,339.94
4046 - Heritage-Crystal Clean, INC	14072284	18 - Shop Cleaning Supplies	Paid by EFT # 12749	06/21/2016	06/21/2016	07/01/2016	07/01/2016		161.94
821 - Links Aerification Plus, LLC	440	18 - Aerification	Paid by EFT # 12785	06/21/2016	06/21/2016	07/01/2016	07/01/2016		2,178.00
Program 184000 - Natural Resources				Program 183500 - Golf Services Totals				Invoice Transactions 9	\$4,950.84
Account 52210 - Institutional Supplies									
394 - Kleindorfer Hardware & Variety	512833	18-boathouse cleaning supplies	Paid by EFT # 12779	06/21/2016	06/21/2016	07/01/2016	07/01/2016		34.63
Account 52310 - Building Materials and Supplies				Account 52310 - Building Materials and Supplies Totals				Invoice Transactions 2	\$222.13
2823 - John Naylor Trucking, LLC	19140	18-10.35 tons #7 stone for installation of Griffy	Paid by EFT # 12770	06/21/2016	06/21/2016	07/01/2016	07/01/2016		166.25
394 - Kleindorfer Hardware & Variety	513312	18-(12) cans black spray paint & (2) grips	Paid by EFT # 12779	06/21/2016	06/21/2016	07/01/2016	07/01/2016		55.88
Account 52420 - Other Supplies				Account 52420 - Other Supplies Totals				Invoice Transactions 7	\$170.01
409 - Black Lumber Co INC	282218	18-lumber for trail projects	Paid by EFT # 12690	06/21/2016	06/21/2016	07/01/2016	07/01/2016		27.57
11589 - Bloomington Cooperative Services (Bloominofoods)	789942-01	18-boathouse water	Paid by Check # 63428	06/21/2016	06/21/2016	07/01/2016	07/01/2016		4.90
11589 - Bloomington Cooperative Services (Bloominofoods)	851997-02	18-boathouse water	Paid by Check # 63428	06/21/2016	06/21/2016	07/01/2016	07/01/2016		4.90
11589 - Bloomington Cooperative Services (Bloominofoods)	851745-01	18-boathouse water	Paid by Check # 63428	06/21/2016	06/21/2016	07/01/2016	07/01/2016		4.90
5392 - Glide Paddlesports, LLC	2506	18-paddleboard fin replacements	Paid by EFT # 12740	06/21/2016	06/21/2016	07/01/2016	07/01/2016		97.00
394 - Kleindorfer Hardware & Variety	511068	18-boathouse supplies	Paid by EFT # 12779	06/21/2016	06/21/2016	07/01/2016	07/01/2016		22.29
394 - Kleindorfer Hardware & Variety	515388	18-boathouse supplies	Paid by EFT # 12779	06/21/2016	06/21/2016	07/01/2016	07/01/2016		8.45
Account 53210 - Telephone				Account 53210 - Telephone Totals				Invoice Transactions 1	\$29.99
13969 - AT&T Mobility II, LLC	875261144X061916	18-Cell phones 05/12/160-06/11/16	Paid by Check # 63425	06/21/2016	06/21/2016	07/01/2016	07/01/2016		29.99
Program 184500 - Youth Services -Juke Box				Program 184000 - Natural Resources Totals				Invoice Transactions 11	\$456.76
Account 52210 - Institutional Supplies									
53098 - Moore Medical, LLC	99091780 1	18-Kid City/AJB First Aid	Paid by Check # 63475	06/21/2016	06/21/2016	07/01/2016	07/01/2016		42.50
Account 52310 - Building Materials and Supplies				Account 52310 - Building Materials and Supplies Totals				Invoice Transactions 1	\$32.50
3588 - Cintas Corporation (Cintas #529 EFT Vendor)	529509409	18-AJB Dustmop and rug	Paid by EFT # 12707	06/21/2016	06/21/2016	07/01/2016	07/01/2016		32.50
Program 184501 - Youth Services-Kid City Camps				Program 184501 - Youth Services-Kid City Camps Totals				Invoice Transactions 2	\$75.00
Account 43270 - Registration Fees									
Katie Herron	2016-00000456	18-Refund	Paid by Check # 63500	06/21/2016	06/21/2016	07/01/2016	07/01/2016		237.00
Account 53990 - Other Services and Charges				Account 53990 - Other Services and Charges Totals				Invoice Transactions 1	\$100.00
1267 - H Craig Brenner	061116	18 - People's Park Concert Payment	Paid by EFT # 12698	06/21/2016	06/21/2016	07/01/2016	07/01/2016		100.00

Program 187001 - Adult Sports-Softball				Program 186500 - Community Events Totals			Invoice Transactions 1	\$100.00
Account 52420 - Other Supplies				Account 52420 - Other Supplies Totals			Invoice Transactions 1	\$11.18
394 - Kleindorfer Hardware & Variety	511116	18 - TLSP-Open PO for Misc Purchases	Paid by EFT # 12779	06/21/2016	06/21/2016	07/01/2016	07/01/2016	11.18
Account 53210 - Telephone				Account 53210 - Telephone Totals			Invoice Transactions 1	\$77.84
13969 - AT&T Mobility II, LLC	875261144X061916	18-Cell phones 05/12/160-06/11/16	Paid by Check # 63425	06/21/2016	06/21/2016	07/01/2016	07/01/2016	77.84
Account 53650 - Other Repairs				Account 53650 - Other Repairs Totals			Invoice Transactions 1	\$238.71
53240 - Nevco, INC	0000157447	18-TLSP-Scoreboard Receiver Repairs	Paid by EFT # 12799	06/21/2016	06/21/2016	07/01/2016	07/01/2016	238.71
Program 187202 - Youth Sports-Winslow				Program 187001 - Adult Sports-Softball Totals			Invoice Transactions 3	\$327.73
Account 52220 - Agricultural Supplies				Account 52220 - Agricultural Supplies Totals			Invoice Transactions 1	\$1,096.00
53038 - Mid America Sports Advantage	348570-00	18 - Winslow Diamond Dry	Paid by Check # 63472	06/21/2016	06/21/2016	07/01/2016	07/01/2016	1,096.00
Account 52340 - Other Repairs and Maintenance				Account 52340 - Other Repairs and Maintenance Totals			Invoice Transactions 1	\$502.17
2823 - John Naylor Trucking, LLC	19046	18- Winslow Rock For Drainage	Paid by EFT # 12770	06/21/2016	06/21/2016	07/01/2016	07/01/2016	502.17
Account 52420 - Other Supplies				Account 52420 - Other Supplies Totals			Invoice Transactions 3	\$613.15
4448 - BSN Sports, INC	7271356	18 - Winslow Windscreens	Paid by Check # 63433	06/21/2016	06/21/2016	07/01/2016	07/01/2016	319.20
53038 - Mid America Sports Advantage	348570-00	18 - Winslow Diamond Dry	Paid by Check # 63472	06/21/2016	06/21/2016	07/01/2016	07/01/2016	4.00
3496 - Smith Implements, INC	19504431	18 - Weedeater for Winslow	Paid by EFT # 12830	06/21/2016	06/21/2016	07/01/2016	07/01/2016	289.95
Account 53650 - Other Repairs				Account 53650 - Other Repairs Totals			Invoice Transactions 2	\$1,393.50
321 - Harrell Fish, INC	W18505	18-Junior Side Sewer Clog	Paid by EFT # 12747	06/21/2016	06/21/2016	07/01/2016	07/01/2016	1,250.00
539 - Price Electric, INC	26704	18 - Winslow secure electric on parking lot	Paid by Check # 63480	06/21/2016	06/21/2016	07/01/2016	07/01/2016	143.50
Program 187208 - Youth Sports-Olcott				Program 187202 - Youth Sports-Winslow Totals			Invoice Transactions 7	\$3,604.82
Account 52430 - Uniforms and Tools				Account 52430 - Uniforms and Tools Totals			Invoice Transactions 1	\$31.00
798 - Winters Associates Promotional Products, INC	110462	18 - Olcott Staff Shirts	Paid by Check # 63496	06/21/2016	06/21/2016	07/01/2016	07/01/2016	31.00
Program 187500 - Banneker				Program 187208 - Youth Sports-Olcott Totals			Invoice Transactions 1	\$31.00
Account 52310 - Building Materials and Supplies				Account 52310 - Building Materials and Supplies Totals			Invoice Transactions 1	\$32.32
394 - Kleindorfer Hardware & Variety	512268	18- BBCC Facility Supplies	Paid by EFT # 12779	06/21/2016	06/21/2016	07/01/2016	07/01/2016	32.32
Account 52420 - Other Supplies				Account 52420 - Other Supplies Totals			Invoice Transactions 2	\$216.97
9523 - Freedom Business Solutions, LLC	9035	18- Toner Banneker	Paid by EFT # 12737	06/21/2016	06/21/2016	07/01/2016	07/01/2016	104.99
4647 - S&S Worldwide, INC	9101065	18- BBCC Summer Supplies	Paid by EFT # 12821	06/21/2016	06/21/2016	07/01/2016	07/01/2016	111.98
Account 53610 - Building Repairs				Account 53610 - Building Repairs Totals			Invoice Transactions 1	\$890.00
321 - Harrell Fish, INC	C000738	18- BBCC Maintenance Agreement	Paid by EFT # 12747	06/21/2016	06/21/2016	07/01/2016	07/01/2016	890.00
Account 53630 - Machinery and Equipment Repairs				Account 53630 - Machinery and Equipment Repairs Totals			Invoice Transactions 2	\$114.62
321 - Harrell Fish, INC	W18598	18- BBCC HVAC Repair	Paid by EFT # 12747	06/21/2016	06/21/2016	07/01/2016	07/01/2016	39.62
392 - Koorsen Fire & Security, INC	3881249	18- BBCC Monitoring Fee	Paid by EFT # 12781	06/21/2016	06/21/2016	07/01/2016	07/01/2016	75.00
Account 53910 - Dues and Subscriptions				Account 53910 - Dues and Subscriptions Totals			Invoice Transactions 1	\$86.16
4170 - Comcast Cable Communications, INC	287583010061416	18-Cable Service	Paid by Check # 63440	06/21/2016	06/21/2016	07/01/2016	07/01/2016	86.16
Account 53990 - Other Services and Charges				Account 53990 - Other Services and Charges Totals			Invoice Transactions 1	\$14.00
204 - State Of Indiana	61681	18-Background Checks	Paid by Check # 63486	06/21/2016	06/21/2016	07/01/2016	07/01/2016	14.00
Program 188001 - Inclusive Recreation				Program 187500 - Banneker Totals			Invoice Transactions 8	\$1,354.07
Account 53210 - Telephone				Account 53210 - Telephone Totals			Invoice Transactions 1	\$36.37
13969 - AT&T Mobility II, LLC	875261144X061916	18-Cell phones 05/12/160-06/11/16	Paid by Check # 63425	06/21/2016	06/21/2016	07/01/2016	07/01/2016	36.37
Program 189000 - Operations				Program 188001 - Inclusive Recreation Totals			Invoice Transactions 1	\$36.37
Account 52210 - Institutional Supplies				Account 52210 - Institutional Supplies Totals			Invoice Transactions 2	\$211.86
313 - Fastenal Company	INBLM183126	18-(40) cs Dog pick-up bags (80,000 bags)	Paid by EFT # 12733	06/21/2016	06/21/2016	07/01/2016	07/01/2016	171.72
394 - Kleindorfer Hardware & Variety	512778	18-Misc institutional supplies for custodial	Paid by EFT # 12779	06/21/2016	06/21/2016	07/01/2016	07/01/2016	40.14
Account 52230 - Garage and Motor Supplies				Account 52230 - Garage and Motor Supplies Totals			Invoice Transactions 2	\$262.92
394 - Kleindorfer Hardware & Variety	512782	18-Misc supplies for garage & shop	Paid by EFT # 12779	06/21/2016	06/21/2016	07/01/2016	07/01/2016	19.98
4548 - Midwest Motor Supply (Kimball Midwest)	4959557	18-(200) elec connts., hose clamp asst. & (12)	Paid by EFT # 12793	06/21/2016	06/21/2016	07/01/2016	07/01/2016	242.94
Account 52310 - Building Materials and Supplies				Account 52310 - Building Materials and Supplies Totals			Invoice Transactions 1	\$30.55
5415 - Allied Wholesale Electrical Supply, LLC	5258184	18-570' 4"x10' & 100' 6"x10' PVC pipingfor	Paid by EFT # 12679	06/21/2016	06/21/2016	07/01/2016	07/01/2016	30.55

5415 - Allied Wholesale Electrical Supply, LLC	5258568	18-570' 4"x10' & 100' 6"x10' PVC piping for 18-Misc institutional supplies for custodial	Paid by EFT # 12679	06/21/2016	06/21/2016	07/01/2016	07/01/2016	658.87
394 - Kleindorfer Hardware & Variety	512778		Paid by EFT # 12779	06/21/2016	06/21/2016	07/01/2016	07/01/2016	13.86
Account 52340 - Other Repairs and Maintenance			Account 52310 - Building Materials and Supplies Totals			Invoice Transactions 3		\$703.28
2823 - John Naylor Trucking, LLC	19046	18- Winslow Rock For Drainage	Paid by EFT # 12770	06/21/2016	06/21/2016	07/01/2016	07/01/2016	125.29
394 - Kleindorfer Hardware & Variety	512772	18-Misc supplies for preventive & general	Paid by EFT # 12779	06/21/2016	06/21/2016	07/01/2016	07/01/2016	3.18
394 - Kleindorfer Hardware & Variety	513336	18-Misc supplies for preventive & general	Paid by EFT # 12779	06/21/2016	06/21/2016	07/01/2016	07/01/2016	3.78
394 - Kleindorfer Hardware & Variety	513170	18-Misc supplies for preventive & general	Paid by EFT # 12779	06/21/2016	06/21/2016	07/01/2016	07/01/2016	7.79
394 - Kleindorfer Hardware & Variety	493617	18-Misc supplies for preventive & general	Paid by EFT # 12779	06/21/2016	06/21/2016	07/01/2016	07/01/2016	29.48
4443 - The Sherwin Williams Company	2735-7	18-Paint, stain & misc painting	Paid by EFT # 12842	06/21/2016	06/21/2016	07/01/2016	07/01/2016	62.24
Account 52420 - Other Supplies			Account 52340 - Other Repairs and Maintenance Totals			Invoice Transactions 6		\$231.76
818 - Everywhere Signs, LLC	49509	18-Numbered decals for B-Line light posts	Paid by EFT # 12730	06/21/2016	06/21/2016	07/01/2016	07/01/2016	110.00
313 - Fastenal Company	INBLM183126	18-(40) cs Dog pick-up bags (80,000 bags)	Paid by EFT # 12733	06/21/2016	06/21/2016	07/01/2016	07/01/2016	1,960.00
978 - Hoosier Door, INC	153695	18-Parts for lock @ OPS Ctr & Labor to repair	Paid by EFT # 12752	06/21/2016	06/21/2016	07/01/2016	07/01/2016	15.00
394 - Kleindorfer Hardware & Variety	513076	18-Misc supplies:keys, tape, flashlights,	Paid by EFT # 12779	06/21/2016	06/21/2016	07/01/2016	07/01/2016	18.99
485 - Sam's Club	4950	18-Coffee, post-it notes, (2) bxs ink pens &	Paid by Check # 63483	06/21/2016	06/21/2016	07/01/2016	07/01/2016	95.01
Account 53210 - Telephone			Account 52420 - Other Supplies Totals			Invoice Transactions 5		\$2,199.00
13969 - AT&T Mobility II, LLC	875261144X061916	18-Cell phones 05/12/160-06/11/16	Paid by Check # 63425	06/21/2016	06/21/2016	07/01/2016	07/01/2016	363.34
Account 53650 - Other Repairs			Account 53210 - Telephone Totals			Invoice Transactions 1		\$363.34
978 - Hoosier Door, INC	153695	18-Parts for lock @ OPS Ctr & Labor to repair	Paid by EFT # 12752	06/21/2016	06/21/2016	07/01/2016	07/01/2016	125.00
Account 53910 - Dues and Subscriptions			Account 53650 - Other Repairs Totals			Invoice Transactions 1		\$125.00
4967 - Hippo Facility Management	11166	18-Monthly licensing fee for OPS work order	Paid by Check # 63459	06/21/2016	06/21/2016	07/01/2016	07/01/2016	92.70
Account 53920 - Laundry and Other Sanitation Services			Account 53910 - Dues and Subscriptions Totals			Invoice Transactions 1		\$92.70
3588 - Cintas Corporation (Cintas #529 EFT Vendor)	529508087	18-Mat pick-up/exchange cleaning	Paid by EFT # 12707	06/21/2016	06/21/2016	07/01/2016	07/01/2016	19.40
Program 189500 - Landscaping			Account 53920 - Laundry and Other Sanitation Services Totals			Invoice Transactions 1		\$19.40
Account 52220 - Agricultural Supplies			Program 189000 - Operations Totals			Invoice Transactions 22		\$4,209.26
5391 - Spence Restoration Nursery, INC	N12527	18-native perennials for city landscaping	Paid by EFT # 12833	06/21/2016	06/21/2016	07/01/2016	07/01/2016	1,478.15
Program 189501 - Cemeteries			Account 52220 - Agricultural Supplies Totals			Invoice Transactions 1		\$1,478.15
Account 53210 - Telephone			Program 189500 - Landscaping Totals			Invoice Transactions 1		\$1,478.15
13969 - AT&T Mobility II, LLC	875261144X061916	18-Cell phones 05/12/160-06/11/16	Paid by Check # 63425	06/21/2016	06/21/2016	07/01/2016	07/01/2016	36.37
Account 53990 - Other Services and Charges			Account 53210 - Telephone Totals			Invoice Transactions 1		\$36.37
8303 - Ronnie Gene Pursell	80	18-(50+ headstones reset and/or resealed	Paid by EFT # 12815	06/21/2016	06/21/2016	07/01/2016	07/01/2016	6,539.00
Program 189503 - Urban Forestry			Account 53990 - Other Services and Charges Totals			Invoice Transactions 1		\$6,539.00
Account 52230 - Garage and Motor Supplies			Program 189501 - Cemeteries Totals			Invoice Transactions 2		\$6,575.37
394 - Kleindorfer Hardware & Variety	512097	18-(6) gals bar oil	Paid by EFT # 12779	06/21/2016	06/21/2016	07/01/2016	07/01/2016	53.88
Account 52420 - Other Supplies			Account 52230 - Garage and Motor Supplies Totals			Invoice Transactions 1		\$53.88
4647 - S&S Worldwide, INC	9116084	18-Craft supplies for sponsored concert event	Paid by EFT # 12821	06/21/2016	06/21/2016	07/01/2016	07/01/2016	189.72
Account 53210 - Telephone			Account 52420 - Other Supplies Totals			Invoice Transactions 1		\$189.72
13969 - AT&T Mobility II, LLC	875261144X061916	18-Cell phones 05/12/160-06/11/16	Paid by Check # 63425	06/21/2016	06/21/2016	07/01/2016	07/01/2016	36.37
Account 53990 - Other Services and Charges			Account 53210 - Telephone Totals			Invoice Transactions 1		\$36.37
5589 - Logan Keith (Axis Apparel Company)	614161	18-18-Celebrate Trees tree cookies for tree	Paid by EFT # 12776	06/21/2016	06/21/2016	07/01/2016	07/01/2016	122.50
Fund 201 - Parks and Rec Non Reverting			Account 53990 - Other Services and Charges Totals			Invoice Transactions 1		\$122.50
Account 10002.1 - Petty Cash / Cash Change			Program 189503 - Urban Forestry Totals			Invoice Transactions 4		\$402.47
205 - City Of Bloomington	2016 ASA Tour Ga	18-Change Fund ASA National Tournament-	Paid by Check # 63436	06/21/2016	06/21/2016	07/01/2016	07/01/2016	\$35,960.86
Department 18 - Parks & Recreation			Department 18 - Parks & Recreation Totals			Invoice Transactions 100		\$35,960.86
Account 53230 - Travel			Fund 200 - Parks and Recreation General Totals			Invoice Transactions 100		\$35,960.86
5643 - Kathleen Frazier	June 2016	18 Reimbursement for Accreditation Visit	Paid by EFT # 12735	06/21/2016	06/21/2016	07/01/2016	07/01/2016	100.93
2344 - Showers Inn, INC	66526	18 Lodging for Parks Accreditation Team	Paid by EFT # 12829	06/21/2016	06/21/2016	07/01/2016	07/01/2016	1,124.55
Account 53230 - Travel Totals			Account 53230 - Travel Totals			Invoice Transactions 2		\$1,225.48

Account 53990 - Other Services and Charges								
4646 - Michael's Uptown Cafe, INC	5001	18 Dinner with Accreditation Visit Team	Paid by Check # 63471	06/21/2016	06/21/2016	07/01/2016	07/01/2016	100.00
6889 - Professional Golfcar Corporation	060716	18- Golf cart rental for accreditation team visit	Paid by EFT # 12813	06/21/2016	06/21/2016	07/01/2016	07/01/2016	265.00
Account 53990 - Other Services and Charges Totals							Invoice Transactions 2	\$365.00
Program 181000 - Administration Totals							Invoice Transactions 4	\$1,590.48
Program 182001 - Aquatics - Bryan Pool								
Account 52210 - Institutional Supplies								
9269 - HP Products Corporation	I2686127	18-cleaning supplies	Paid by EFT # 12756	06/21/2016	06/21/2016	07/01/2016	07/01/2016	4.85
9269 - HP Products Corporation	I2686132	18-cleaning supplies	Paid by EFT # 12756	06/21/2016	06/21/2016	07/01/2016	07/01/2016	4.85
9269 - HP Products Corporation	I2678010	18-cleaning supplies	Paid by EFT # 12756	06/21/2016	06/21/2016	07/01/2016	07/01/2016	61.80
9269 - HP Products Corporation	I2677996	18-cleaning supplies	Paid by EFT # 12756	06/21/2016	06/21/2016	07/01/2016	07/01/2016	61.80
9269 - HP Products Corporation	I2690844	18-cleaning supplies	Paid by EFT # 12756	06/21/2016	06/21/2016	07/01/2016	07/01/2016	3.40
Account 52210 - Institutional Supplies Totals							Invoice Transactions 5	\$136.70
Account 52420 - Other Supplies								
4320 - The Lifeguard Store, INC	INV399243	18-rain jackets, fannies, etc	Paid by Check # 63490	06/21/2016	06/21/2016	07/01/2016	07/01/2016	105.95
4320 - The Lifeguard Store, INC	INV421576	18-suits	Paid by Check # 63490	06/21/2016	06/21/2016	07/01/2016	07/01/2016	722.72
Account 52420 - Other Supplies Totals							Invoice Transactions 2	\$828.67
Account 52430 - Uniforms and Tools								
4320 - The Lifeguard Store, INC	INV399243	18-rain jackets, fannies, etc	Paid by Check # 63490	06/21/2016	06/21/2016	07/01/2016	07/01/2016	247.31
Account 52430 - Uniforms and Tools Totals							Invoice Transactions 1	\$247.31
Account 53310 - Printing								
818 - Everywhere Signs, LLC	49350	18-G Orthodontics banners for Bryan Park	Paid by EFT # 12730	06/21/2016	06/21/2016	07/01/2016	07/01/2016	192.00
Account 53310 - Printing Totals							Invoice Transactions 1	\$192.00
Program 182001 - Aquatics - Bryan Pool Totals							Invoice Transactions 9	\$1,404.68
Program 182002 - Aquatics - Mills Pool								
Account 52210 - Institutional Supplies								
9269 - HP Products Corporation	I2686127	18-cleaning supplies	Paid by EFT # 12756	06/21/2016	06/21/2016	07/01/2016	07/01/2016	2.08
9269 - HP Products Corporation	I2686132	18-cleaning supplies	Paid by EFT # 12756	06/21/2016	06/21/2016	07/01/2016	07/01/2016	2.08
9269 - HP Products Corporation	I2678010	18-cleaning supplies	Paid by EFT # 12756	06/21/2016	06/21/2016	07/01/2016	07/01/2016	26.49
9269 - HP Products Corporation	I2677996	18-cleaning supplies	Paid by EFT # 12756	06/21/2016	06/21/2016	07/01/2016	07/01/2016	26.49
9269 - HP Products Corporation	I2690844	18-cleaning supplies	Paid by EFT # 12756	06/21/2016	06/21/2016	07/01/2016	07/01/2016	1.46
Account 52210 - Institutional Supplies Totals							Invoice Transactions 5	\$58.60
Account 52420 - Other Supplies								
4320 - The Lifeguard Store, INC	INV399243	18-rain jackets, fannies, etc	Paid by Check # 63490	06/21/2016	06/21/2016	07/01/2016	07/01/2016	105.96
4320 - The Lifeguard Store, INC	INV421576	18-suits	Paid by Check # 63490	06/21/2016	06/21/2016	07/01/2016	07/01/2016	722.72
Account 52420 - Other Supplies Totals							Invoice Transactions 2	\$828.68
Account 52430 - Uniforms and Tools								
4320 - The Lifeguard Store, INC	INV399243	18-rain jackets, fannies, etc	Paid by Check # 63490	06/21/2016	06/21/2016	07/01/2016	07/01/2016	179.09
Account 52430 - Uniforms and Tools Totals							Invoice Transactions 1	\$179.09
Account 53310 - Printing								
818 - Everywhere Signs, LLC	49350	18-G Orthodontics banners for Bryan Park	Paid by EFT # 12730	06/21/2016	06/21/2016	07/01/2016	07/01/2016	192.00
Account 53310 - Printing Totals							Invoice Transactions 1	\$192.00
Program 182002 - Aquatics - Mills Pool Totals							Invoice Transactions 9	\$1,258.37
Program 182006 - Aquatics - Pool Concessions								
Account 52330 - Street, Alley, and Sewer Material								
225 - Coca-Cola Refreshments USA, INC	4046038517	18-drinks	Paid by Check # 63439	06/21/2016	06/21/2016	07/01/2016	07/01/2016	1,242.72
225 - Coca-Cola Refreshments USA, INC	4046026122	18-drinks	Paid by Check # 63439	06/21/2016	06/21/2016	07/01/2016	07/01/2016	144.72
225 - Coca-Cola Refreshments USA, INC	4046047714	18-drinks	Paid by Check # 63439	06/21/2016	06/21/2016	07/01/2016	07/01/2016	321.12
485 - Sam's Club	2672	18-food for concessions	Paid by Check # 63483	06/21/2016	06/21/2016	07/01/2016	07/01/2016	81.42
485 - Sam's Club	2869	18-food for concessions	Paid by Check # 63483	06/21/2016	06/21/2016	07/01/2016	07/01/2016	1.98
485 - Sam's Club	0939	18-food for concessions	Paid by Check # 63483	06/21/2016	06/21/2016	07/01/2016	07/01/2016	300.11
485 - Sam's Club	7325	12-food for concessions	Paid by Check # 63483	06/21/2016	06/21/2016	07/01/2016	07/01/2016	105.80
485 - Sam's Club	7036 060316	12-food for concessions	Paid by Check # 63483	06/21/2016	06/21/2016	07/01/2016	07/01/2016	13.51
21145 - Sysco Corporation	606060204	18-concessions	Paid by EFT # 12839	06/21/2016	06/21/2016	07/01/2016	07/01/2016	454.59
21145 - Sysco Corporation	606021166	18-concessions	Paid by EFT # 12839	06/21/2016	06/21/2016	07/01/2016	07/01/2016	287.35
Account 52330 - Street, Alley, and Sewer Material Totals							Invoice Transactions 10	\$2,953.32
Account 52420 - Other Supplies								
21145 - Sysco Corporation	605280352	18-microwave and scoops	Paid by EFT # 12839	06/21/2016	06/21/2016	07/01/2016	07/01/2016	284.94
Account 52420 - Other Supplies Totals							Invoice Transactions 1	\$284.94
Program 182006 - Aquatics - Pool Concessions Totals							Invoice Transactions 11	\$3,238.26
Program 183500 - Golf Services								
Account 52330 - Street, Alley, and Sewer Material								
38 - B & B Food Distributors, INC	446757	18 - Concession Items	Paid by EFT # 12684	06/21/2016	06/21/2016	07/01/2016	07/01/2016	277.28
38 - B & B Food Distributors, INC	447210	18 - Concession Items	Paid by EFT # 12684	06/21/2016	06/21/2016	07/01/2016	07/01/2016	653.78
225 - Coca-Cola Refreshments USA, INC	4046060916	18 - Bottled Drinks / Fountain Drinks	Paid by Check # 63439	06/21/2016	06/21/2016	07/01/2016	07/01/2016	244.84

225 - Coca-Cola Refreshments USA, INC	4076050914	18 - Bottled Drinks / Fountain Drinks	Paid by Check # 63439	06/21/2016	06/21/2016	07/01/2016	07/01/2016	790.35
485 - Sam's Club	9188	18 - Snack Bar Items	Paid by Check # 63483	06/21/2016	06/21/2016	07/01/2016	07/01/2016	14.28
485 - Sam's Club	8763	18 - Snack Bar Items	Paid by Check # 63483	06/21/2016	06/21/2016	07/01/2016	07/01/2016	117.82
485 - Sam's Club	3764	18 - Snack Bar Items	Paid by Check # 63483	06/21/2016	06/21/2016	07/01/2016	07/01/2016	17.42
485 - Sam's Club	0926	18 - Snack Bar Items /Industrial Supplies	Paid by Check # 63483	06/21/2016	06/21/2016	07/01/2016	07/01/2016	81.26
485 - Sam's Club	6324	18 - Snack Bar Items	Paid by Check # 63483	06/21/2016	06/21/2016	07/01/2016	07/01/2016	293.62
Account 52330 - Street, Alley, and Sewer Material Totals							Invoice Transactions 9	\$2,490.65
Program 183500 - Golf Services Totals							Invoice Transactions 9	\$2,490.65
Program 183501 - Golf Course - Pro Shop								
Account 52210 - Institutional Supplies								
485 - Sam's Club	0926	18 - Snack Bar Items /Industrial Supplies	Paid by Check # 63483	06/21/2016	06/21/2016	07/01/2016	07/01/2016	59.98
Account 52330 - Street, Alley, and Sewer Material							Invoice Transactions 1	\$59.98
4072 - Acushnet Company	902673125	18 - Merchandise	Paid by Check # 63419	06/21/2016	06/21/2016	07/01/2016	07/01/2016	467.55
4072 - Acushnet Company	902111400	18 - Merchandise	Paid by Check # 63419	06/21/2016	06/21/2016	07/01/2016	07/01/2016	635.51
4072 - Acushnet Company	902230511	18 - Merchandise	Paid by Check # 63419	06/21/2016	06/21/2016	07/01/2016	07/01/2016	99.00
4072 - Acushnet Company	902102273	18 - Merchandise	Paid by Check # 63419	06/21/2016	06/21/2016	07/01/2016	07/01/2016	1,524.42
4072 - Acushnet Company	902651905	18 - Merchandise	Paid by Check # 63419	06/21/2016	06/21/2016	07/01/2016	07/01/2016	400.00
4072 - Acushnet Company	300072657	18 - Net Down for Merchandise	Paid by Check # 63419	06/21/2016	06/21/2016	07/01/2016	07/01/2016	(980.00)
5053 - LSQ Holdings, LLC (Klone Lab LLC)	CM7855	18 - Returned Merchandise	Paid by EFT # 12786	06/21/2016	06/21/2016	07/01/2016	07/01/2016	(76.00)
5053 - LSQ Holdings, LLC (Klone Lab LLC)	INV713264214	18 - Golf Shoes	Paid by EFT # 12786	06/21/2016	06/21/2016	07/01/2016	07/01/2016	103.00
53619 - Ping, INC	13328564	18 - Merchandise	Paid by EFT # 12808	06/21/2016	06/21/2016	07/01/2016	07/01/2016	774.00
53619 - Ping, INC	13334581	18 - Merchandise	Paid by EFT # 12808	06/21/2016	06/21/2016	07/01/2016	07/01/2016	171.20
5590 - Zero Friction, LLC	92898	18 - Gloves	Paid by EFT # 12856	06/21/2016	06/21/2016	07/01/2016	07/01/2016	215.26
Account 52330 - Street, Alley, and Sewer Material Totals							Invoice Transactions 11	\$3,333.94
Program 183501 - Golf Course - Pro Shop Totals							Invoice Transactions 12	\$3,393.92
Program 184501 - Youth Services-Kid City Camps								
Account 52420 - Other Supplies								
11589 - Bloomington Cooperative Services (Bloominfoods)	789917-01	18-Eggs for CIT	Paid by Check # 63428	06/21/2016	06/21/2016	07/01/2016	07/01/2016	2.39
4549 - Kroger Limited Partnership I	229146	18-Kid City Winter Break Day Snack and Supplies	Paid by Check # 63469	06/21/2016	06/21/2016	07/01/2016	07/01/2016	60.00
53098 - Moore Medical, LLC	990864831	18-Kid City Ice Packs and Sunscreen	Paid by Check # 63475	06/21/2016	06/21/2016	07/01/2016	07/01/2016	236.85
4647 - S&S Worldwide, INC	9101175	18-Kid City Summer Camp games and art	Paid by EFT # 12821	06/21/2016	06/21/2016	07/01/2016	07/01/2016	111.98
4647 - S&S Worldwide, INC	9103955	18-Kid City Summer Camp games and art	Paid by EFT # 12821	06/21/2016	06/21/2016	07/01/2016	07/01/2016	127.63
4647 - S&S Worldwide, INC	9117321	18-Kid City Quest room items	Paid by EFT # 12821	06/21/2016	06/21/2016	07/01/2016	07/01/2016	109.43
485 - Sam's Club	8178	18-18-Kid City Summer Camp Supplies	Paid by Check # 63483	06/21/2016	06/21/2016	07/01/2016	07/01/2016	279.67
Account 52420 - Other Supplies Totals							Invoice Transactions 7	\$927.95
Account 53210 - Telephone								
13969 - AT&T Mobility II, LLC	875261144X061	18-Cell phones	Paid by Check # 63425	06/21/2016	06/21/2016	07/01/2016	07/01/2016	38.05
	916	05/12/160-06/11/16						
Account 53210 - Telephone Totals							Invoice Transactions 1	\$38.05
Account 53990 - Other Services and Charges								
50778 - BlueSpring Caverns, INC	061716	18-CIT Field Trip Bluespring Caverns	Paid by Check # 63431	06/21/2016	06/21/2016	07/01/2016	07/01/2016	70.00
4036 - City Of Indianapolis, Indiana	6216	18-Quest Field Trip Eagle Creek Park	Paid by Check # 63437	06/21/2016	06/21/2016	07/01/2016	07/01/2016	15.00
5636 - Conner Prairie Museum, INC	061016	18-Kid City Original Field Trip	Paid by Check # 63441	06/21/2016	06/21/2016	07/01/2016	07/01/2016	504.00
5619 - Marcia Coulson (Bryan Cleaning Service)	100	18-AJB Bathroom Cleaning	Paid by EFT # 12713	06/21/2016	06/21/2016	07/01/2016	07/01/2016	160.00
52276 - Hunter's Honey Farm	9998	18-Kid City Original Field Trip	Paid by EFT # 12758	06/21/2016	06/21/2016	07/01/2016	07/01/2016	448.00
4803 - Indianapolis Zoological Society, INC	242992	18-Kid City Origina Zool Field Trip	Paid by EFT # 12764	06/21/2016	06/21/2016	07/01/2016	07/01/2016	704.00
5617 - Pacers Basketball, LLC	14063056	18-18-Kid City Original Fever Game Field Trip	Paid by EFT # 12802	06/21/2016	06/21/2016	07/01/2016	07/01/2016	542.40
55092 - WonderLab Museum of Science, Health & Technology	061516	18-Kid City Original Wonderlab Field Trip	Paid by EFT # 12855	06/21/2016	06/21/2016	07/01/2016	07/01/2016	285.00
Account 53990 - Other Services and Charges Totals							Invoice Transactions 8	\$2,728.40
Program 185000 - Twin Lakes Recreation Center							Invoice Transactions 16	\$3,694.40
Account 52310 - Building Materials and Supplies								
394 - Kleindorfer Hardware & Variety	512887	18 - building supplies	Paid by EFT # 12779	06/21/2016	06/21/2016	07/01/2016	07/01/2016	31.78
Account 52310 - Building Materials and Supplies Totals							Invoice Transactions 1	\$31.78
Account 53150 - Communications Contract								
392 - Koorsen Fire & Security, INC	3881541	18 - alarm monitoring	Paid by EFT # 12781	06/21/2016	06/21/2016	07/01/2016	07/01/2016	100.80
Account 53150 - Communications Contract Totals							Invoice Transactions 1	\$100.80
Account 53610 - Building Repairs								
53657 - Phymate, INC	2593510	18 - entry mat service	Paid by EFT # 12810	06/21/2016	06/21/2016	07/01/2016	07/01/2016	88.15
Account 53610 - Building Repairs Totals							Invoice Transactions 1	\$88.15
Account 53940 - Temporary Contractual Employee								

5520 - Deanna Conrad	061316	18-TLRC Fitness Specialist	Paid by EFT # 12709	06/21/2016	06/21/2016	07/01/2016	07/01/2016	30.00
			Account 53940 - Temporary Contractual Employee Totals				Invoice Transactions 1	\$30.00
			Program 185000 - Twin Lakes Recreation Center Totals				Invoice Transactions 4	\$250.73
Program 185002 - TLRC-Health & Wellness								
Account 53940 - Temporary Contractual Employee								
5274 - Catherine T Gossett	061616	18-TLRC Fitness Specialist	Paid by EFT # 12743	06/21/2016	06/21/2016	07/01/2016	07/01/2016	263.50
5291 - Jordyn Kahler	061416	18-TLRC Fitness Specialist	Paid by EFT # 12774	06/21/2016	06/21/2016	07/01/2016	07/01/2016	90.00
1336 - Kristy L LeVert	061616	18-TLRC Fitness Specialist	Paid by EFT # 12783	06/21/2016	06/21/2016	07/01/2016	07/01/2016	100.00
5007 - Emeline P O'Connor	061316	18-TLRC Fitness Specialist	Paid by EFT # 12801	06/21/2016	06/21/2016	07/01/2016	07/01/2016	37.50
14093 - Allana Radecki	061516	18-TLRC Fitness Specialist	Paid by EFT # 12817	06/21/2016	06/21/2016	07/01/2016	07/01/2016	156.25
1973 - Megan M Schwartz	061616	18-TLRC Fitness Specialist	Paid by EFT # 12824	06/21/2016	06/21/2016	07/01/2016	07/01/2016	437.50
4062 - Janet Altman Scott	061616	18-TLRC Fitness Specialist	Paid by EFT # 12825	06/21/2016	06/21/2016	07/01/2016	07/01/2016	221.25
5457 - Krista Wilhelmssen	061116	18-TLRC Fitness Specialist	Paid by EFT # 12852	06/21/2016	06/21/2016	07/01/2016	07/01/2016	25.00
			Account 53940 - Temporary Contractual Employee Totals				Invoice Transactions 8	\$1,331.00
			Program 185002 - TLRC-Health & Wellness Totals				Invoice Transactions 8	\$1,331.00
Program 185006 - TLRC-Concessions								
Account 52330 - Street, Alley, and Sewer Material								
225 - Coca-Cola Refreshments USA, INC	4046026111	18 - Concessionsn & Vending Product	Paid by Check # 63439	06/21/2016	06/21/2016	07/01/2016	07/01/2016	572.83
225 - Coca-Cola Refreshments USA, INC	4016078106	18 - Concessionsn & Vending Product	Paid by Check # 63439	06/21/2016	06/21/2016	07/01/2016	07/01/2016	601.15
485 - Sam's Club	4795 2016	18 - concession supplies	Paid by Check # 63483	06/21/2016	06/21/2016	07/01/2016	07/01/2016	301.39
21145 - Sysco Corporation	606150297	18 - concessions supplies	Paid by EFT # 12839	06/21/2016	06/21/2016	07/01/2016	07/01/2016	536.50
			Account 52330 - Street, Alley, and Sewer Material Totals				Invoice Transactions 4	\$2,011.87
			Program 185006 - TLRC-Concessions Totals				Invoice Transactions 4	\$2,011.87
Program 186500 - Community Events								
Account 52420 - Other Supplies								
53005 - Menards, INC	29519	18- Hoses and nozzle	Paid by Check # 63470	06/21/2016	06/21/2016	07/01/2016	07/01/2016	69.97
5103 - Staples Contract & Commercial, INC	3304796740	18 - Velcro and cardstock	Paid by EFT # 12835	06/21/2016	06/21/2016	07/01/2016	07/01/2016	100.79
			Account 52420 - Other Supplies Totals				Invoice Transactions 2	\$170.76
Account 53210 - Telephone								
13969 - AT&T Mobility II, LLC	875261144X061916	18-Cell phones 05/12/160-06/11/16	Paid by Check # 63425	06/21/2016	06/21/2016	07/01/2016	07/01/2016	36.37
			Account 53210 - Telephone Totals				Invoice Transactions 1	\$36.37
Account 53990 - Other Services and Charges								
5635 - Stephen G Wisher	0101	18 - Music for Accreditation Site Visit	Paid by EFT # 12854	06/21/2016	06/21/2016	07/01/2016	07/01/2016	50.00
			Account 53990 - Other Services and Charges Totals				Invoice Transactions 1	\$50.00
			Program 186500 - Community Events Totals				Invoice Transactions 4	\$257.13
Program 186503 - Community Events-Farmers' Market								
Account 47230 - Gift Certificate								
12527 - Hoosier Honey	542	Market Bucks and Gift Certificates	Paid by EFT # 12753	06/21/2016	06/21/2016	07/01/2016	07/01/2016	20.00
			Account 47230 - Gift Certificate Totals				Invoice Transactions 1	\$20.00
Account 47240 - EBT Market Bucks								
17532 - Kimberley Beesley-Shatto	540	Market Bucks	Paid by EFT # 12687	06/21/2016	06/21/2016	07/01/2016	07/01/2016	15.00
12406 - Blue Hour Farm	537	Market Bucks	Paid by EFT # 12696	06/21/2016	06/21/2016	07/01/2016	07/01/2016	33.00
3960 - Cortland V Carrington	538	Market Bucks	Paid by EFT # 12703	06/21/2016	06/21/2016	07/01/2016	07/01/2016	27.00
3973 - Amanda Corry	532	Market Bucks	Paid by EFT # 12712	06/21/2016	06/21/2016	07/01/2016	07/01/2016	267.00
4360 - Earth Song Farm, LLC	534	Market Bucks	Paid by EFT # 12723	06/21/2016	06/21/2016	07/01/2016	07/01/2016	252.00
17691 - Amos S Esh	543	Market Bucks	Paid by Check # 63458	06/21/2016	06/21/2016	07/01/2016	07/01/2016	138.00
3265 - Linnea Lee Good	536	Market Bucks	Paid by EFT # 12741	06/21/2016	06/21/2016	07/01/2016	07/01/2016	6.00
12527 - Hoosier Honey	542	Market Bucks and Gift Certificates	Paid by EFT # 12753	06/21/2016	06/21/2016	07/01/2016	07/01/2016	189.00
7497 - Elizabeth L Jones	533	Market Bucks	Paid by EFT # 12771	06/21/2016	06/21/2016	07/01/2016	07/01/2016	84.00
12405 - Titus Raber	544	Market Bucks	Paid by EFT # 12816	06/21/2016	06/21/2016	07/01/2016	07/01/2016	81.00
12430 - Luke Rhodes	535	Market Bucks	Paid by EFT # 12818	06/21/2016	06/21/2016	07/01/2016	07/01/2016	87.00
12430 - Luke Rhodes	541	Market Bucks	Paid by EFT # 12818	06/21/2016	06/21/2016	07/01/2016	07/01/2016	93.00
54040 - Scholars Inn Bakehouse	539	Market Bucks	Paid by EFT # 12823	06/21/2016	06/21/2016	07/01/2016	07/01/2016	12.00
12426 - David Thomas Sturgill	531	Market Bucks	Paid by EFT # 12838	06/21/2016	06/21/2016	07/01/2016	07/01/2016	168.00
			Account 47240 - EBT Market Bucks Totals				Invoice Transactions 14	\$1,452.00
Account 52420 - Other Supplies								
4549 - Kroger Limited Partnership I	038092	18-Market-hallmark cards	Paid by Check # 63469	06/21/2016	06/21/2016	07/01/2016	07/01/2016	37.40
			Account 52420 - Other Supplies Totals				Invoice Transactions 1	\$37.40
Account 53210 - Telephone								
13969 - AT&T Mobility II, LLC	875261144X061916	18-Cell phones 05/12/160-06/11/16	Paid by Check # 63425	06/21/2016	06/21/2016	07/01/2016	07/01/2016	36.39
			Account 53210 - Telephone Totals				Invoice Transactions 1	\$36.39
Account 53230 - Travel								
5493 - Kathleen Lay	051616	18 - Market - travel expense to conference	Paid by EFT # 12782	06/21/2016	06/21/2016	07/01/2016	07/01/2016	81.00
			Account 53230 - Travel Totals				Invoice Transactions 1	\$81.00

Account 53940 - Temporary Contractual Employee									
3875 - Sandra Salinas-Kobyka	06052016	18 - market - Contractual Cleaning	Paid by EFT # 12822	06/21/2016	06/21/2016	07/01/2016	07/01/2016	130.00	
Account 53940 - Temporary Contractual Employee Totals							Invoice Transactions 1	\$130.00	
Program 186503 - Community Events-Farmers' Market Totals							Invoice Transactions 19	\$1,756.79	
Program 186504 - Senior Expo									
Account 53990 - Other Services and Charges									
41 - Area 10 Agency On Aging	14594	18- Bus rental services - 50+ Expo	Paid by Check # 63421	06/21/2016	06/21/2016	07/01/2016	07/01/2016	487.00	
Account 53990 - Other Services and Charges Totals							Invoice Transactions 1	\$487.00	
Program 186504 - Senior Expo Totals							Invoice Transactions 1	\$487.00	
Program 186506 - Performing Art Series									
Account 53990 - Other Services and Charges									
4120 - Daniel G Bilger	061216	18 - Performing Arts Series Concert Payment	Paid by EFT # 12689	06/21/2016	06/21/2016	07/01/2016	07/01/2016	75.00	
3943 - Lichen Creative (Pikeville Entertainment)	061716	18 - Performing Arts Series Concert Payment	Paid by EFT # 12784	06/21/2016	06/21/2016	07/01/2016	07/01/2016	1,200.00	
5199 - Tightrope Records	061016	18 - Performing Arts Series Concert Payment	Paid by EFT # 12844	06/21/2016	06/21/2016	07/01/2016	07/01/2016	500.00	
Account 53990 - Other Services and Charges Totals							Invoice Transactions 3	\$1,775.00	
Program 186506 - Performing Art Series Totals							Invoice Transactions 3	\$1,775.00	
Program 187001 - Adult Sports-Softball									
Account 53910 - Dues and Subscriptions									
822 - Indiana Amateur Softball Association, INC	20160084	18-TLSP-Bartlett Memorial Tournament	Paid by EFT # 12759	06/21/2016	06/21/2016	07/01/2016	07/01/2016	243.10	
822 - Indiana Amateur Softball Association, INC	20160087	18-TLSP-ASA Lineup Cards	Paid by EFT # 12759	06/21/2016	06/21/2016	07/01/2016	07/01/2016	321.00	
Account 53910 - Dues and Subscriptions Totals							Invoice Transactions 2	\$564.10	
Account 53940 - Temporary Contractual Employee									
5292 - Charles Blackwell	060916	18-Adult Softball Umpire	Paid by EFT # 12691	06/21/2016	06/21/2016	07/01/2016	07/01/2016	162.00	
17539 - Jennifer P Bradley	061216	18-Adult Softball Umpire	Paid by EFT # 12697	06/21/2016	06/21/2016	07/01/2016	07/01/2016	125.00	
17539 - Jennifer P Bradley	060916	18-Adult Softball Umpire	Paid by EFT # 12697	06/21/2016	06/21/2016	07/01/2016	07/01/2016	270.00	
17531 - Ty Hardin Briles	060516	18-Adult Softball Umpire	Paid by EFT # 12699	06/21/2016	06/21/2016	07/01/2016	07/01/2016	125.00	
905 - Convention And Visitors Bureau Of Monroe County	3844	18-TLSP-Pay Visit Bloomington for	Paid by Check # 63442	06/21/2016	06/21/2016	07/01/2016	07/01/2016	29,000.00	
14930 - Matthew P Crane	060916	18-Adult Softball Umpire	Paid by EFT # 12714	06/21/2016	06/21/2016	07/01/2016	07/01/2016	162.00	
590 - Leisa M Farmer	060716	18-Adult Softball Umpire	Paid by EFT # 12732	06/21/2016	06/21/2016	07/01/2016	07/01/2016	270.00	
1626 - Tresa R Fredericks	060916	18-Adult Softball Umpire	Paid by EFT # 12736	06/21/2016	06/21/2016	07/01/2016	07/01/2016	114.00	
3600 - Michael D Gadberry	060216	18-Adult Softball Umpire	Paid by EFT # 12738	06/21/2016	06/21/2016	07/01/2016	07/01/2016	133.00	
3571 - Joseph R Hardy	060516	18-Adult Softball Umpire	Paid by EFT # 12746	06/21/2016	06/21/2016	07/01/2016	07/01/2016	100.00	
17565 - Mike B Hicks	061216	18-Adult Softball Umpire	Paid by EFT # 12750	06/21/2016	06/21/2016	07/01/2016	07/01/2016	494.00	
5602 - Chelsea Huff	061216	18-Adult Softball Umpire	Paid by EFT # 12757	06/21/2016	06/21/2016	07/01/2016	07/01/2016	144.00	
4318 - Rodney L Kates	060716	18-Adult Softball Umpire	Paid by EFT # 12775	06/21/2016	06/21/2016	07/01/2016	07/01/2016	171.00	
557 - Vicki Lynn Minder	060816	18-Adult Softball Umpire	Paid by EFT # 12794	06/21/2016	06/21/2016	07/01/2016	07/01/2016	180.00	
4939 - Charles W Stone	060916	18-Adult Softball Umpire	Paid by EFT # 12837	06/21/2016	06/21/2016	07/01/2016	07/01/2016	247.00	
1024 - Donald E Wertz	061216	18-Adult Softball Umpire	Paid by EFT # 12847	06/21/2016	06/21/2016	07/01/2016	07/01/2016	342.00	
5576 - Sarah S Weyer	060816	18-Adult Softball Umpire	Paid by EFT # 12849	06/21/2016	06/21/2016	07/01/2016	07/01/2016	95.00	
679 - Brett Williamson	060816	18-Adult Softball Umpire	Paid by EFT # 12853	06/21/2016	06/21/2016	07/01/2016	07/01/2016	171.00	
679 - Brett Williamson	061216	18-Adult Softball Umpire	Paid by EFT # 12853	06/21/2016	06/21/2016	07/01/2016	07/01/2016	275.00	
Account 53940 - Temporary Contractual Employee Totals							Invoice Transactions 19	\$32,580.00	
Program 187001 - Adult Sports-Softball Totals							Invoice Transactions 21	\$33,144.10	
Program 187006 - Adult Sports-Concessions									
Account 52330 - Street, Alley, and Sewer Material									
225 - Coca-Cola Refreshments USA, INC	4046026112	18-TLSP-Coke Products for Concessions Resale	Paid by Check # 63439	06/21/2016	06/21/2016	07/01/2016	07/01/2016	296.25	
225 - Coca-Cola Refreshments USA, INC	4046048908	18-TLSP-Concessions Coke Order	Paid by Check # 63439	06/21/2016	06/21/2016	07/01/2016	07/01/2016	285.00	
485 - Sam's Club	6344	18-TLSP-Concessions Products for Resale	Paid by Check # 63483	06/21/2016	06/21/2016	07/01/2016	07/01/2016	481.16	
Account 52330 - Street, Alley, and Sewer Material Totals							Invoice Transactions 3	\$1,062.41	
Program 187006 - Adult Sports-Concessions Totals							Invoice Transactions 3	\$1,062.41	
Program 187202 - Youth Sports-Winslow									
Account 53940 - Temporary Contractual Employee									
3600 - Michael D Gadberry	060816	18-Lower Cascades-Umpire	Paid by EFT # 12738	06/21/2016	06/21/2016	07/01/2016	07/01/2016	300.00	
5602 - Chelsea Huff	060916	18-Lower Cascades-Umpire	Paid by EFT # 12757	06/21/2016	06/21/2016	07/01/2016	07/01/2016	300.00	
Account 53940 - Temporary Contractual Employee Totals							Invoice Transactions 2	\$600.00	
Program 187202 - Youth Sports-Winslow Totals							Invoice Transactions 2	\$600.00	
Program G16007 - 2016 Summer Food Service									
Account 53990 - Other Services and Charges									
3614 - Chef For Hire, INC	9864	18- BBCC Mid June Food Purchase	Paid by EFT # 12706	06/21/2016	06/21/2016	07/01/2016	07/01/2016	2,945.25	
Account 53990 - Other Services and Charges Totals							Invoice Transactions 1	\$2,945.25	
Program G16007 - 2016 Summer Food Service Totals							Invoice Transactions 1	\$2,945.25	
Department 18 - Parks & Recreation Totals							Invoice Transactions 140	\$62,692.04	
Fund 201 - Parks and Rec Non Reverting Totals							Invoice Transactions 141	\$63,492.04	
Grand Totals							Invoice Transactions 241	\$99,452.90	

REGISTER OF SPECIAL CLAIMS

Board: Parks & Recreation

Date:	Type of Claim	FUND	Description	Bank Transfer	Amount
7/1/2016	Bank Fees Claims Sales Tax				99,452.90
6/15/2016	Special Utility Claims				21,860.56
					<u>121,313.46</u>

ALLOWANCE OF CLAIMS

We have examined the claims listed on the foregoing register of claims, consisting of claims, and except for the claims not allowed as shown on the register, such claims are hereby allowed in the total amount of \$ 121,313.46

Dated this ____ day of ____ year of 20 ____.

I hereby certify that each of the above listed voucher(s) or bill(s) is (are) true and correct and I have audited same in accordance with IC 5-11-10-1.6.

Fiscal Office _____



Payroll Register - Board of Park Commissioners

Check Date Range 05/27/16 - 05/27/16

Detail Listing

Employee	Check Date	Gross	Imputed Income	EIC	Federal	FICA	Medicare	State	Other	Deductions	Net Pay
Department Parks - Parks & Recreation											
1035 Adams, Austin M	05/27/2016	101.50		.00	1.50	6.29	1.47	3.35	1.78	.00	87.11
			.00	.00	101.50	101.50	101.50	101.50	101.50		
		\$101.50	\$0.00	\$0.00	\$101.50	\$101.50	\$101.50	\$101.50	\$101.50	\$0.00	\$87.11
1284 Adams, Kristen	05/27/2016	105.98		.00	1.94	6.57	1.54	3.50	1.16	.00	91.27
			.00	.00	105.98	105.98	105.98	105.98	105.98		
		\$105.98	\$0.00	\$0.00	\$105.98	\$105.98	\$105.98	\$105.98	\$105.98	\$0.00	\$91.27
157 Adams, Lacy N	05/27/2016	195.78		.00	10.92	12.14	2.84	6.46	2.14	.00	161.28
			.00	.00	195.78	195.78	195.78	195.78	195.78		
		\$195.78	\$0.00	\$0.00	\$195.78	\$195.78	\$195.78	\$195.78	\$195.78	\$0.00	\$161.28
1301 Anderson, Quinn K	05/27/2016	70.65		.00	.00	4.38	1.02	2.33	.77	.00	62.15
			.00	.00	70.65	70.65	70.65	70.65	70.65		
		\$70.65	\$0.00	\$0.00	\$70.65	\$70.65	\$70.65	\$70.65	\$70.65	\$0.00	\$62.15
292 Anglemyer, Wilson S	05/27/2016	255.07		.00	16.85	15.81	3.70	8.42	2.79	.00	207.50
			.00	.00	255.07	255.07	255.07	255.07	255.07		
		\$255.07	\$0.00	\$0.00	\$255.07	\$255.07	\$255.07	\$255.07	\$255.07	\$0.00	\$207.50
1302 Ashley, Megan R	05/27/2016	154.94		.00	6.84	9.61	2.25	5.11	1.55	.00	129.58
			.00	.00	154.94	154.94	154.94	154.94	154.94		
		\$154.94	\$0.00	\$0.00	\$154.94	\$154.94	\$154.94	\$154.94	\$154.94	\$0.00	\$129.58
1015 Ayers, Kendall D	05/27/2016	133.72		.00	.00	8.29	1.94	4.41	.67	.00	118.41
			.00	.00	133.72	133.72	133.72	133.72	133.72		
		\$133.72	\$0.00	\$0.00	\$133.72	\$133.72	\$133.72	\$133.72	\$133.72	\$0.00	\$118.41
1303 Bailey, Caleb G	05/27/2016	142.21		.00	5.57	8.82	2.06	4.69	1.56	.00	119.51
			.00	.00	142.21	142.21	142.21	142.21	142.21		
		\$142.21	\$0.00	\$0.00	\$142.21	\$142.21	\$142.21	\$142.21	\$142.21	\$0.00	\$119.51



Payroll Register - Board of Park Commissioners

Check Date Range 05/27/16 - 05/27/16

Detail Listing

Employee	Check Date	Gross	Imputed Income	EIC	Federal	FICA	Medicare	State	Other	Deductions	Net Pay
Department Parks - Parks & Recreation											
990 Baker, Sean M	05/27/2016	444.00		.00	20.17	27.53	6.44	14.65	4.86	.00	370.35
			.00	.00	444.00	444.00	444.00	444.00	444.00		
		\$444.00		\$0.00	\$20.17	\$27.53	\$6.44	\$14.65	\$4.86	\$0.00	\$370.35
			\$0.00	\$0.00	\$444.00	\$444.00	\$444.00	\$444.00	\$444.00		
979 Ball, Justin D	05/27/2016	801.60		.00	.00	49.70	11.62	22.65	8.92	.00	708.71
			.00	.00	801.60	801.60	801.60	801.60	801.60		
		\$801.60		\$0.00	\$0.00	\$49.70	\$11.62	\$22.65	\$8.92	\$0.00	\$708.71
			\$0.00	\$0.00	\$801.60	\$801.60	\$801.60	\$801.60	\$801.60		
655 Barber, Jennifer C	05/27/2016	254.63		.00	.00	15.79	3.69	2.06	.68	.00	232.41
			.00	.00	254.63	254.63	254.63	254.63	254.63		
		\$254.63		\$0.00	\$0.00	\$15.79	\$3.69	\$2.06	\$0.68	\$0.00	\$232.41
			\$0.00	\$0.00	\$254.63	\$254.63	\$254.63	\$254.63	\$254.63		
977 Barger, Jessica S	05/27/2016	288.49		.00	.00	17.89	4.18	9.52	3.16	.00	253.74
			.00	.00	288.49	288.49	288.49	288.49	288.49		
		\$288.49		\$0.00	\$0.00	\$17.89	\$4.18	\$9.52	\$3.16	\$0.00	\$253.74
			\$0.00	\$0.00	\$288.49	\$288.49	\$288.49	\$288.49	\$288.49		
10000 Barnes, John L 1558	05/27/2016	1,572.80		.00	151.73	97.86	22.89	52.08	17.28	44.41	1,186.55
			.00	.00	1,578.23	1,578.23	1,578.23	1,578.23	1,578.23		
		\$1,572.80		\$0.00	\$151.73	\$97.86	\$22.89	\$52.08	\$17.28	\$44.41	\$1,186.55
			\$0.00	\$0.00	\$1,578.23	\$1,578.23	\$1,578.23	\$1,578.23	\$1,578.23		
1028 Barton, Carly M	05/27/2016	294.53		.00	5.22	18.26	4.27	9.72	5.21	.00	251.85
			.00	.00	294.53	294.53	294.53	294.53	294.53		
		\$294.53		\$0.00	\$5.22	\$18.26	\$4.27	\$9.72	\$5.21	\$0.00	\$251.85
			\$0.00	\$0.00	\$294.53	\$294.53	\$294.53	\$294.53	\$294.53		
1060 Beavers, Blair E	05/27/2016	283.25		.00	19.67	17.56	4.11	9.35	3.10	.00	229.46
			.00	.00	283.25	283.25	283.25	283.25	283.25		
		\$283.25		\$0.00	\$19.67	\$17.56	\$4.11	\$9.35	\$3.10	\$0.00	\$229.46
			\$0.00	\$0.00	\$283.25	\$283.25	\$283.25	\$283.25	\$283.25		
1285 Beeker, Clayton	05/27/2016	142.21		.00	5.57	8.82	2.06	4.69	1.56	.00	119.51
			.00	.00	142.21	142.21	142.21	142.21	142.21		
		\$142.21		\$0.00	\$5.57	\$8.82	\$2.06	\$4.69	\$1.56	\$0.00	\$119.51
			\$0.00	\$0.00	\$142.21	\$142.21	\$142.21	\$142.21	\$142.21		



Payroll Register - Board of Park Commissioners

Check Date Range 05/27/16 - 05/27/16

Detail Listing

Employee	Check Date	Gross	Imputed Income	EIC	Federal	FICA	Medicare	State	Other	Deductions	Net Pay
Department Parks - Parks & Recreation											
33 Behrman, Joachim F	05/27/2016	1,416.80		.00	159.07	88.14	20.62	45.65	15.15	44.41	1,043.76
			.00	.00	1,421.69	1,421.69	1,421.69	1,421.69	1,421.69		
		\$1,416.80	\$0.00	\$0.00	\$159.07	\$88.14	\$20.62	\$45.65	\$15.15	\$44.41	\$1,043.76
369 Bissonnette, William L	05/27/2016	290.12		.00	4.78	17.98	4.20	8.30	2.76	.00	252.10
			.00	.00	290.12	290.12	290.12	290.12	290.12		
		\$290.12	\$0.00	\$0.00	\$4.78	\$17.98	\$4.20	\$8.30	\$2.76	\$0.00	\$252.10
372 Black, Jarred T	05/27/2016	61.36		.00	5.00	3.80	.89	7.03	1.07	.00	43.57
			.00	.00	61.36	61.36	61.36	61.36	61.36		
		\$61.36	\$0.00	\$0.00	\$5.00	\$3.80	\$0.89	\$7.03	\$1.07	\$0.00	\$43.57
1228 Boado, DeeAnn M	05/27/2016	137.96		.00	5.14	8.54	2.00	4.55	1.51	.00	116.22
			.00	.00	137.96	137.96	137.96	137.96	137.96		
		\$137.96	\$0.00	\$0.00	\$5.14	\$8.54	\$2.00	\$4.55	\$1.51	\$0.00	\$116.22
1286 Boado, Steven	05/27/2016	121.80		.00	3.53	7.55	1.77	4.02	1.33	.00	103.60
			.00	.00	121.80	121.80	121.80	121.80	121.80		
		\$121.80	\$0.00	\$0.00	\$3.53	\$7.55	\$1.77	\$4.02	\$1.33	\$0.00	\$103.60
10000 Bond, Theresa L 1155	05/27/2016	960.00		.00	113.18	59.51	13.92	31.68	10.51	.00	731.20
			.00	.00	960.00	960.00	960.00	960.00	960.00		
		\$960.00	\$0.00	\$0.00	\$113.18	\$59.51	\$13.92	\$31.68	\$10.51	\$0.00	\$731.20
10000 Boruff, James D 2331	05/27/2016	2,113.50		.00	131.46	120.31	28.14	60.50	20.92	234.76	1,517.41
			.00	.00	1,910.40	1,940.40	1,940.40	1,910.40	1,910.40		
		\$2,113.50	\$0.00	\$0.00	\$131.46	\$120.31	\$28.14	\$60.50	\$20.92	\$234.76	\$1,517.41
1217 Brackney, Susan M	05/27/2016	599.76		.00	11.51	37.20	8.69	18.52	6.15	.00	517.69
			.00	.00	599.76	599.76	599.76	599.76	599.76		
		\$599.76	\$0.00	\$0.00	\$11.51	\$37.20	\$8.69	\$18.52	\$6.15	\$0.00	\$517.69
			\$0.00	\$0.00	\$599.76	\$599.76	\$599.76	\$599.76	\$599.76		



Payroll Register - Board of Park Commissioners

Check Date Range 05/27/16 - 05/27/16

Detail Listing

Employee	Check Date	Gross	Imputed Income	EIC	Federal	FICA	Medicare	State	Other	Deductions	Net Pay
Department Parks - Parks & Recreation											
10000 Bradley, Jennifer P 3325	05/27/2016	164.43		.00	.00	10.19	2.38	.35	.12	.00	151.39
			.00	.00	164.43	164.43	164.43	164.43	164.43		
		\$164.43		\$0.00	\$0.00	\$10.19	\$2.38	\$0.35	\$0.12	\$0.00	\$151.39
			\$0.00	\$0.00	\$164.43	\$164.43	\$164.43	\$164.43	\$164.43		
10000 Bradley, Melvin R 3303	05/27/2016	141.30		.00	.00	8.76	2.05	3.39	1.13	.00	125.97
			.00	.00	141.30	141.30	141.30	141.30	141.30		
		\$141.30		\$0.00	\$0.00	\$8.76	\$2.05	\$3.39	\$1.13	\$0.00	\$125.97
			\$0.00	\$0.00	\$141.30	\$141.30	\$141.30	\$141.30	\$141.30		
10000 Brewer, Adele A 3831	05/27/2016	51.03		.00	.00	3.16	.74	1.68	.56	.00	44.89
			.00	.00	51.03	51.03	51.03	51.03	51.03		
		\$51.03		\$0.00	\$0.00	\$3.16	\$0.74	\$1.68	\$0.56	\$0.00	\$44.89
			\$0.00	\$0.00	\$51.03	\$51.03	\$51.03	\$51.03	\$51.03		
10000 Brinson, Leslie A 1682	05/27/2016	1,706.02		.00	137.23	91.86	21.48	48.89	16.22	287.08	1,103.26
			.00	.00	1,481.52	1,481.52	1,481.52	1,481.52	1,481.52		
		\$1,706.02		\$0.00	\$137.23	\$91.86	\$21.48	\$48.89	\$16.22	\$287.08	\$1,103.26
			\$0.00	\$0.00	\$1,481.52	\$1,481.52	\$1,481.52	\$1,481.52	\$1,481.52		
1305 Brock, Cortland M	05/27/2016	140.09		.00	5.36	8.69	2.03	4.62	1.53	.00	117.86
			.00	.00	140.09	140.09	140.09	140.09	140.09		
		\$140.09		\$0.00	\$5.36	\$8.69	\$2.03	\$4.62	\$1.53	\$0.00	\$117.86
			\$0.00	\$0.00	\$140.09	\$140.09	\$140.09	\$140.09	\$140.09		
1262 Brown, Kelly R	05/27/2016	62.93		.00	.00	3.90	.91	.81	.27	.00	57.04
			.00	.00	62.93	62.93	62.93	62.93	62.93		
		\$62.93		\$0.00	\$0.00	\$3.90	\$0.91	\$0.81	\$0.27	\$0.00	\$57.04
			\$0.00	\$0.00	\$62.93	\$62.93	\$62.93	\$62.93	\$62.93		
960 Brown, Roger D	05/27/2016	887.20		.00	102.26	55.01	12.87	29.28	9.72	.00	678.06
			.00	.00	887.20	887.20	887.20	887.20	887.20		
		\$887.20		\$0.00	\$102.26	\$55.01	\$12.87	\$29.28	\$9.72	\$0.00	\$678.06
			\$0.00	\$0.00	\$887.20	\$887.20	\$887.20	\$887.20	\$887.20		



Payroll Register - Board of Park Commissioners

Check Date Range 05/27/16 - 05/27/16

Detail Listing

Employee	Check Date	Gross	Imputed Income	EIC	Federal	FICA	Medicare	State	Other	Deductions	Net Pay
Department Parks - Parks & Recreation											
10000 Brozell, Amber L 1546	05/27/2016	24.36		.00	.00	1.51	.35	2.80	.27	.00	19.43
			.00	.00	24.36	24.36	24.36	24.36	24.36		
		\$24.36		\$0.00	\$0.00	\$1.51	\$0.35	\$2.80	\$0.27	\$0.00	\$19.43
			\$0.00	\$0.00	\$24.36	\$24.36	\$24.36	\$24.36	\$24.36		
1218 Brunelle, Autumn M	05/27/2016	679.80		.00	47.79	42.15	9.85	22.43	7.44	.00	550.14
			.00	.00	679.80	679.80	679.80	679.80	679.80		
		\$679.80		\$0.00	\$47.79	\$42.15	\$9.85	\$22.43	\$7.44	\$0.00	\$550.14
			\$0.00	\$0.00	\$679.80	\$679.80	\$679.80	\$679.80	\$679.80		
1253 Bubala, Amy E	05/27/2016	203.52		.00	11.70	12.62	2.95	6.72	2.23	.00	167.30
			.00	.00	203.52	203.52	203.52	203.52	203.52		
		\$203.52		\$0.00	\$11.70	\$12.62	\$2.95	\$6.72	\$2.23	\$0.00	\$167.30
			\$0.00	\$0.00	\$203.52	\$203.52	\$203.52	\$203.52	\$203.52		
443 Burdeshaw, Jeffrey A	05/27/2016	522.75		.00	28.04	32.41	7.58	15.98	5.30	.00	433.44
			.00	.00	522.75	522.75	522.75	522.75	522.75		
		\$522.75		\$0.00	\$28.04	\$32.41	\$7.58	\$15.98	\$5.30	\$0.00	\$433.44
			\$0.00	\$0.00	\$522.75	\$522.75	\$522.75	\$522.75	\$522.75		
986 Burris, Chelsea N	05/27/2016	1,569.23		.00	172.68	91.70	21.44	52.54	15.77	99.62	1,115.48
			.00	.00	1,479.06	1,479.06	1,479.06	1,479.06	1,479.06		
		\$1,569.23		\$0.00	\$172.68	\$91.70	\$21.44	\$52.54	\$15.77	\$99.62	\$1,115.48
			\$0.00	\$0.00	\$1,479.06	\$1,479.06	\$1,479.06	\$1,479.06	\$1,479.06		
1133 Callahan, Julie I	05/27/2016	322.77		.00	8.05	20.01	4.69	9.38	3.11	.00	277.53
			.00	.00	322.77	322.77	322.77	322.77	322.77		
		\$322.77		\$0.00	\$8.05	\$20.01	\$4.69	\$9.38	\$3.11	\$0.00	\$277.53
			\$0.00	\$0.00	\$322.77	\$322.77	\$322.77	\$322.77	\$322.77		
10000 Campbell, Ellen M 2727	05/27/2016	1,353.18		.00	129.08	75.75	17.71	39.05	12.96	152.67	925.96
			.00	.00	1,221.78	1,221.78	1,221.78	1,221.78	1,221.78		
		\$1,353.18		\$0.00	\$129.08	\$75.75	\$17.71	\$39.05	\$12.96	\$152.67	\$925.96
			\$0.00	\$0.00	\$1,221.78	\$1,221.78	\$1,221.78	\$1,221.78	\$1,221.78		
1219 Cappy, Tyson M	05/27/2016	641.16		.00	65.36	39.75	9.30	21.16	7.02	.00	498.57
			.00	.00	641.16	641.16	641.16	641.16	641.16		
		\$641.16		\$0.00	\$65.36	\$39.75	\$9.30	\$21.16	\$7.02	\$0.00	\$498.57
			\$0.00	\$0.00	\$641.16	\$641.16	\$641.16	\$641.16	\$641.16		



Payroll Register - Board of Park Commissioners

Check Date Range 05/27/16 - 05/27/16

Detail Listing

Employee	Check Date	Gross	Imputed Income	EIC	Federal	FICA	Medicare	State	Other	Deductions	Net Pay
Department Parks - Parks & Recreation											
1179 Carpenter, Joey T	05/27/2016	54.95		.00	.00	3.41	.80	.54	.18	.00	50.02
			.00	.00	54.95	54.95	54.95	54.95	54.95		
		\$54.95		\$0.00	\$0.00	\$3.41	\$0.80	\$0.54	\$0.18	\$0.00	\$50.02
			\$0.00	\$0.00	\$54.95	\$54.95	\$54.95	\$54.95	\$54.95		
974 Carter, David A	05/27/2016	180.00		.00	9.35	11.16	2.61	5.94	2.43	.00	148.51
			.00	.00	180.00	180.00	180.00	180.00	180.00		
		\$180.00		\$0.00	\$9.35	\$11.16	\$2.61	\$5.94	\$2.43	\$0.00	\$148.51
			\$0.00	\$0.00	\$180.00	\$180.00	\$180.00	\$180.00	\$180.00		
1306 Castrillo, Eddy J	05/27/2016	126.15		.00	3.96	7.82	1.83	4.16	1.38	.00	107.00
			.00	.00	126.15	126.15	126.15	126.15	126.15		
		\$126.15		\$0.00	\$3.96	\$7.82	\$1.83	\$4.16	\$1.38	\$0.00	\$107.00
			\$0.00	\$0.00	\$126.15	\$126.15	\$126.15	\$126.15	\$126.15		
1247 Caudill, Shaun R	05/27/2016	405.00		.00	.00	25.11	5.87	10.83	3.59	.00	359.60
			.00	.00	405.00	405.00	405.00	405.00	405.00		
		\$405.00		\$0.00	\$0.00	\$25.11	\$5.87	\$10.83	\$3.59	\$0.00	\$359.60
			\$0.00	\$0.00	\$405.00	\$405.00	\$405.00	\$405.00	\$405.00		
935 Christie, Chaun W	05/27/2016	149.10		.00	.00	9.24	2.16	4.92	1.63	.00	131.15
			.00	.00	149.10	149.10	149.10	149.10	149.10		
		\$149.10		\$0.00	\$0.00	\$9.24	\$2.16	\$4.92	\$1.63	\$0.00	\$131.15
			\$0.00	\$0.00	\$149.10	\$149.10	\$149.10	\$149.10	\$149.10		
1329 Chung, Kaleigh J	05/27/2016	117.00		.00	3.05	7.25	1.70	3.86	1.28	.00	99.86
			.00	.00	117.00	117.00	117.00	117.00	117.00		
		\$117.00		\$0.00	\$3.05	\$7.25	\$1.70	\$3.86	\$1.28	\$0.00	\$99.86
			\$0.00	\$0.00	\$117.00	\$117.00	\$117.00	\$117.00	\$117.00		
916 Clapp, Kimberly J	05/27/2016	1,463.23		.00	191.68	87.83	20.54	46.75	33.94	51.65	1,030.84
			.00	.00	1,416.63	1,416.63	1,416.63	1,416.63	1,416.63		
		\$1,463.23		\$0.00	\$191.68	\$87.83	\$20.54	\$46.75	\$33.94	\$51.65	\$1,030.84
			\$0.00	\$0.00	\$1,416.63	\$1,416.63	\$1,416.63	\$1,416.63	\$1,416.63		
1235 Clark, Jacob S	05/27/2016	608.40		.00	60.44	37.72	8.82	20.08	7.61	.00	473.73
			.00	.00	608.40	608.40	608.40	608.40	608.40		
		\$608.40		\$0.00	\$60.44	\$37.72	\$8.82	\$20.08	\$7.61	\$0.00	\$473.73
			\$0.00	\$0.00	\$608.40	\$608.40	\$608.40	\$608.40	\$608.40		



Payroll Register - Board of Park Commissioners

Check Date Range 05/27/16 - 05/27/16

Detail Listing

Employee	Check Date	Gross	Imputed Income	EIC	Federal	FICA	Medicare	State	Other	Deductions	Net Pay
Department Parks - Parks & Recreation											
1254 Conger, Alexandria L	05/27/2016	125.60		.00	3.91	7.79	1.82	4.14	1.38	.00	106.56
			.00	.00	125.60	125.60	125.60	125.60	125.60		
		\$125.60	\$0.00	\$0.00	\$3.91	\$7.79	\$1.82	\$4.14	\$1.38	\$0.00	\$106.56
			\$0.00	\$0.00	\$125.60	\$125.60	\$125.60	\$125.60	\$125.60		
10000 Cornwell, Jamie R 2340	05/27/2016	165.92		.00	7.94	10.29	2.42	15.48	1.82	.00	127.97
			.00	.00	165.92	165.92	165.92	165.92	165.92		
		\$165.92	\$0.00	\$0.00	\$7.94	\$10.29	\$2.42	\$15.48	\$1.82	\$0.00	\$127.97
			\$0.00	\$0.00	\$165.92	\$165.92	\$165.92	\$165.92	\$165.92		
10000 Cotter, Steve E 0123	05/27/2016	1,997.08		.00	178.70	118.66	27.75	61.89	20.54	90.17	1,499.37
			.00	.00	1,913.80	1,913.80	1,913.80	1,913.80	1,913.80		
		\$1,997.08	\$0.00	\$0.00	\$178.70	\$118.66	\$27.75	\$61.89	\$20.54	\$90.17	\$1,499.37
			\$0.00	\$0.00	\$1,913.80	\$1,913.80	\$1,913.80	\$1,913.80	\$1,913.80		
47 Cowden, Jackson D	05/27/2016	603.71		.00	.00	37.43	8.75	19.92	6.61	.00	531.00
			.00	.00	603.71	603.71	603.71	603.71	603.71		
		\$603.71	\$0.00	\$0.00	\$0.00	\$37.43	\$8.75	\$19.92	\$6.61	\$0.00	\$531.00
			\$0.00	\$0.00	\$603.71	\$603.71	\$603.71	\$603.71	\$603.71		
1237 Cox, Jeffrey E	05/27/2016	23.55		.00	.00	1.46	.34	.78	.26	.00	20.71
			.00	.00	23.55	23.55	23.55	23.55	23.55		
		\$23.55	\$0.00	\$0.00	\$0.00	\$1.46	\$0.34	\$0.78	\$0.26	\$0.00	\$20.71
			\$0.00	\$0.00	\$23.55	\$23.55	\$23.55	\$23.55	\$23.55		
1230 Cox, John A	05/27/2016	856.80		.00	37.22	53.12	12.42	25.74	9.75	.00	718.55
			.00	.00	856.80	856.80	856.80	856.80	856.80		
		\$856.80	\$0.00	\$0.00	\$37.22	\$53.12	\$12.42	\$25.74	\$9.75	\$0.00	\$718.55
			\$0.00	\$0.00	\$856.80	\$856.80	\$856.80	\$856.80	\$856.80		
177 Craig, Aaron R	05/27/2016	2,029.97		.00	167.96	113.86	26.63	55.65	18.47	350.54	1,296.86
			.00	.00	1,686.43	1,836.43	1,836.43	1,686.43	1,686.43		
		\$2,029.97	\$0.00	\$0.00	\$167.96	\$113.86	\$26.63	\$55.65	\$18.47	\$350.54	\$1,296.86
			\$0.00	\$0.00	\$1,686.43	\$1,836.43	\$1,836.43	\$1,686.43	\$1,686.43		
1141 Crim, Randi R	05/27/2016	140.00		.00	10.35	8.69	2.04	4.62	1.53	.00	112.77
			.00	.00	140.00	140.00	140.00	140.00	140.00		
		\$140.00	\$0.00	\$0.00	\$10.35	\$8.69	\$2.04	\$4.62	\$1.53	\$0.00	\$112.77
			\$0.00	\$0.00	\$140.00	\$140.00	\$140.00	\$140.00	\$140.00		



Payroll Register - Board of Park Commissioners

Check Date Range 05/27/16 - 05/27/16

Detail Listing

Employee	Check Date	Gross	Imputed Income	EIC	Federal	FICA	Medicare	State	Other	Deductions	Net Pay
Department Parks - Parks & Recreation											
611 Cutshall, Ryan C	05/27/2016	119.26		.00	.00	7.39	1.74	2.67	.88	.00	106.58
			.00	.00	119.26	119.26	119.26	119.26	119.26		
		\$119.26	\$0.00	\$0.00	\$0.00	\$7.39	\$1.74	\$2.67	\$0.88	\$0.00	\$106.58
			\$0.00	\$0.00	\$119.26	\$119.26	\$119.26	\$119.26	\$119.26		
1220 Cyr, Audrey L	05/27/2016	123.00		.00	.00	7.63	1.78	1.52	.50	.00	111.57
			.00	.00	123.00	123.00	123.00	123.00	123.00		
		\$123.00	\$0.00	\$0.00	\$0.00	\$7.63	\$1.78	\$1.52	\$0.50	\$0.00	\$111.57
			\$0.00	\$0.00	\$123.00	\$123.00	\$123.00	\$123.00	\$123.00		
1307 Davis, Alaina N	05/27/2016	5.89		.00	.00	.37	.09	.19	.06	.00	5.18
			.00	.00	5.89	5.89	5.89	5.89	5.89		
		\$5.89	\$0.00	\$0.00	\$0.00	\$0.37	\$0.09	\$0.19	\$0.06	\$0.00	\$5.18
			\$0.00	\$0.00	\$5.89	\$5.89	\$5.89	\$5.89	\$5.89		
334 Derheimer, Lainey N	05/27/2016	87.80		.00	.13	5.44	1.27	2.90	.96	.00	77.10
			.00	.00	87.80	87.80	87.80	87.80	87.80		
		\$87.80	\$0.00	\$0.00	\$0.13	\$5.44	\$1.27	\$2.90	\$0.96	\$0.00	\$77.10
			\$0.00	\$0.00	\$87.80	\$87.80	\$87.80	\$87.80	\$87.80		
1279 Donovan, Timothy Jr	05/27/2016	673.92		.00	46.91	41.78	9.77	20.97	6.96	.00	547.53
			.00	.00	673.92	673.92	673.92	673.92	673.92		
		\$673.92	\$0.00	\$0.00	\$46.91	\$41.78	\$9.77	\$20.97	\$6.96	\$0.00	\$547.53
			\$0.00	\$0.00	\$673.92	\$673.92	\$673.92	\$673.92	\$673.92		
920 Douglas, Caleb S	05/27/2016	41.22		.00	.00	2.57	.60	1.36	.45	.00	36.24
			.00	.00	41.22	41.22	41.22	41.22	41.22		
		\$41.22	\$0.00	\$0.00	\$0.00	\$2.57	\$0.60	\$1.36	\$0.45	\$0.00	\$36.24
			\$0.00	\$0.00	\$41.22	\$41.22	\$41.22	\$41.22	\$41.22		
1239 Drattlo, Cody M	05/27/2016	26.39		.00	.00	1.64	.38	.00	.00	.00	24.37
			.00	.00	26.39	26.39	26.39	26.39	26.39		
		\$26.39	\$0.00	\$0.00	\$0.00	\$1.64	\$0.38	\$0.00	\$0.00	\$0.00	\$24.37
			\$0.00	\$0.00	\$26.39	\$26.39	\$26.39	\$26.39	\$26.39		
939 Dufor, Breana A	05/27/2016	125.00		.00	3.85	7.76	1.81	2.86	.95	.00	107.77
			.00	.00	125.00	125.00	125.00	125.00	125.00		
		\$125.00	\$0.00	\$0.00	\$3.85	\$7.76	\$1.81	\$2.86	\$0.95	\$0.00	\$107.77
			\$0.00	\$0.00	\$125.00	\$125.00	\$125.00	\$125.00	\$125.00		



Payroll Register - Board of Park Commissioners

Check Date Range 05/27/16 - 05/27/16

Detail Listing

Employee	Check Date	Gross	Imputed Income	EIC	Federal	FICA	Medicare	State	Other	Deductions	Net Pay
Department Parks - Parks & Recreation											
10000 Dunbar, Barbara 0156	05/27/2016	1,670.20		.00	161.16	94.53	22.11	46.11	15.30	234.56	1,096.43
			.00	.00	1,435.64	1,524.64	1,524.64	1,435.64	1,435.64		
		\$1,670.20		\$0.00	\$161.16	\$94.53	\$22.11	\$46.11	\$15.30	\$234.56	\$1,096.43
			\$0.00	\$0.00	\$1,435.64	\$1,524.64	\$1,524.64	\$1,435.64	\$1,435.64		
1264 Duncan, Bailey M	05/27/2016	65.80		.00	.00	4.08	.95	2.17	.72	.00	57.88
			.00	.00	65.80	65.80	65.80	65.80	65.80		
		\$65.80		\$0.00	\$0.00	\$4.08	\$0.95	\$2.17	\$0.72	\$0.00	\$57.88
			\$0.00	\$0.00	\$65.80	\$65.80	\$65.80	\$65.80	\$65.80		
10000 Eads, Daren S 0162	05/27/2016	1,888.71		.00	151.23	103.84	24.29	51.97	17.24	412.39	1,127.75
			.00	.00	1,574.84	1,674.84	1,674.84	1,574.84	1,574.84		
		\$1,888.71		\$0.00	\$151.23	\$103.84	\$24.29	\$51.97	\$17.24	\$412.39	\$1,127.75
			\$0.00	\$0.00	\$1,574.84	\$1,674.84	\$1,674.84	\$1,574.84	\$1,574.84		
1224 Erickson, Dakota S	05/27/2016	155.55		.00	6.90	9.63	2.26	5.13	1.70	.00	129.93
			.00	.00	155.55	155.55	155.55	155.55	155.55		
		\$155.55		\$0.00	\$6.90	\$9.63	\$2.26	\$5.13	\$1.70	\$0.00	\$129.93
			\$0.00	\$0.00	\$155.55	\$155.55	\$155.55	\$155.55	\$155.55		
10000 Evans, John W 3571	05/27/2016	400.83		.00	.00	24.84	5.81	11.96	3.97	.00	354.25
			.00	.00	400.83	400.83	400.83	400.83	400.83		
		\$400.83		\$0.00	\$0.00	\$24.84	\$5.81	\$11.96	\$3.97	\$0.00	\$354.25
			\$0.00	\$0.00	\$400.83	\$400.83	\$400.83	\$400.83	\$400.83		
1265 Fairns, Bridget A	05/27/2016	142.21		.00	5.57	8.82	2.06	4.69	1.56	.00	119.51
			.00	.00	142.21	142.21	142.21	142.21	142.21		
		\$142.21		\$0.00	\$5.57	\$8.82	\$2.06	\$4.69	\$1.56	\$0.00	\$119.51
			\$0.00	\$0.00	\$142.21	\$142.21	\$142.21	\$142.21	\$142.21		
679 Farr, Michael	05/27/2016	832.48		.00	75.69	51.62	12.07	26.20	8.69	224.00	434.21
			.00	.00	832.48	832.48	832.48	832.48	832.48		
		\$832.48		\$0.00	\$75.69	\$51.62	\$12.07	\$26.20	\$8.69	\$224.00	\$434.21
			\$0.00	\$0.00	\$832.48	\$832.48	\$832.48	\$832.48	\$832.48		
1266 Filipek, Matthew J	05/27/2016	93.39		.00	.69	5.79	1.35	3.08	1.40	.00	81.08
			.00	.00	93.39	93.39	93.39	93.39	93.39		
		\$93.39		\$0.00	\$0.69	\$5.79	\$1.35	\$3.08	\$1.40	\$0.00	\$81.08
			\$0.00	\$0.00	\$93.39	\$93.39	\$93.39	\$93.39	\$93.39		



Payroll Register - Board of Park Commissioners

Check Date Range 05/27/16 - 05/27/16

Detail Listing

Employee	Check Date	Gross	Imputed Income	EIC	Federal	FICA	Medicare	State	Other	Deductions	Net Pay
Department Parks - Parks & Recreation											
938 Flake, Benjamin K	05/27/2016	798.49		.00	65.59	49.51	11.57	26.35	9.98	.00	635.49
			.00	.00	798.49	798.49	798.49	798.49	798.49		
		\$798.49		\$0.00	\$65.59	\$49.51	\$11.57	\$26.35	\$9.98	\$0.00	\$635.49
			\$0.00	\$0.00	\$798.49	\$798.49	\$798.49	\$798.49	\$798.49		
10000 Foddrill, Donald 0192	05/27/2016	1,592.00		.00	177.24	95.66	22.37	49.64	19.29	102.87	1,124.93
			.00	.00	1,542.81	1,542.81	1,542.81	1,542.81	1,542.81		
		\$1,592.00		\$0.00	\$177.24	\$95.66	\$22.37	\$49.64	\$19.29	\$102.87	\$1,124.93
			\$0.00	\$0.00	\$1,542.81	\$1,542.81	\$1,542.81	\$1,542.81	\$1,542.81		
859 Foote, Justin M	05/27/2016	333.38		.00	.00	20.68	4.82	9.73	3.23	.00	294.92
			.00	.00	333.38	333.38	333.38	333.38	333.38		
		\$333.38		\$0.00	\$0.00	\$20.68	\$4.82	\$9.73	\$3.23	\$0.00	\$294.92
			\$0.00	\$0.00	\$333.38	\$333.38	\$333.38	\$333.38	\$333.38		
613 Forrest, Regina L	05/27/2016	93.60		.00	.71	5.80	1.36	3.09	1.03	.00	81.61
			.00	.00	93.60	93.60	93.60	93.60	93.60		
		\$93.60		\$0.00	\$0.71	\$5.80	\$1.36	\$3.09	\$1.03	\$0.00	\$81.61
			\$0.00	\$0.00	\$93.60	\$93.60	\$93.60	\$93.60	\$93.60		
10000 Fox, David M 0195	05/27/2016	1,492.80		.00	132.17	81.50	19.06	43.38	14.39	241.32	960.98
			.00	.00	1,314.47	1,314.47	1,314.47	1,314.47	1,314.47		
		\$1,492.80		\$0.00	\$132.17	\$81.50	\$19.06	\$43.38	\$14.39	\$241.32	\$960.98
			\$0.00	\$0.00	\$1,314.47	\$1,314.47	\$1,314.47	\$1,314.47	\$1,314.47		
10000 Fridley, Robert R 3791	05/27/2016	774.40		.00	85.34	48.01	11.22	25.56	8.48	.00	595.79
			.00	.00	774.40	774.40	774.40	774.40	774.40		
		\$774.40		\$0.00	\$85.34	\$48.01	\$11.22	\$25.56	\$8.48	\$0.00	\$595.79
			\$0.00	\$0.00	\$774.40	\$774.40	\$774.40	\$774.40	\$774.40		
1308 Friesel, Walter H	05/27/2016	165.56		.00	7.90	10.26	2.40	4.19	1.39	.00	139.42
			.00	.00	165.56	165.56	165.56	165.56	165.56		
		\$165.56		\$0.00	\$7.90	\$10.26	\$2.40	\$4.19	\$1.39	\$0.00	\$139.42
			\$0.00	\$0.00	\$165.56	\$165.56	\$165.56	\$165.56	\$165.56		
1350 Gall, Emily L	05/27/2016	257.04		.00	22.05	15.94	3.73	18.48	7.81	.00	189.03
			.00	.00	257.04	257.04	257.04	257.04	257.04		
		\$257.04		\$0.00	\$22.05	\$15.94	\$3.73	\$18.48	\$7.81	\$0.00	\$189.03
			\$0.00	\$0.00	\$257.04	\$257.04	\$257.04	\$257.04	\$257.04		



Payroll Register - Board of Park Commissioners

Check Date Range 05/27/16 - 05/27/16

Detail Listing

Employee	Check Date	Gross	Imputed Income	EIC	Federal	FICA	Medicare	State	Other	Deductions	Net Pay
Department Parks - Parks & Recreation											
1330 Garcia, Amanda D	05/27/2016	108.25		.00	2.17	6.71	1.57	3.57	1.19	.00	93.04
			.00	.00	108.25	108.25	108.25	108.25	108.25		
		\$108.25	\$0.00	\$0.00	\$2.17	\$6.71	\$1.57	\$3.57	\$1.19	\$0.00	\$93.04
			\$0.00	\$0.00	\$108.25	\$108.25	\$108.25	\$108.25	\$108.25		
918 Garner, Tiasia M	05/27/2016	110.00		.00	2.35	6.82	1.60	3.63	1.20	.00	94.40
			.00	.00	110.00	110.00	110.00	110.00	110.00		
		\$110.00	\$0.00	\$0.00	\$2.35	\$6.82	\$1.60	\$3.63	\$1.20	\$0.00	\$94.40
			\$0.00	\$0.00	\$110.00	\$110.00	\$110.00	\$110.00	\$110.00		
1255 Gillum, William C	05/27/2016	556.92		.00	52.72	34.53	8.08	18.38	6.10	.00	437.11
			.00	.00	556.92	556.92	556.92	556.92	556.92		
		\$556.92	\$0.00	\$0.00	\$52.72	\$34.53	\$8.08	\$18.38	\$6.10	\$0.00	\$437.11
			\$0.00	\$0.00	\$556.92	\$556.92	\$556.92	\$556.92	\$556.92		
10000 Gilstrap, Curtis L 0208	05/27/2016	1,636.80		.00	213.09	98.55	23.05	52.45	17.40	121.36	1,110.90
			.00	.00	1,589.48	1,589.48	1,589.48	1,589.48	1,589.48		
		\$1,636.80	\$0.00	\$0.00	\$213.09	\$98.55	\$23.05	\$52.45	\$17.40	\$121.36	\$1,110.90
			\$0.00	\$0.00	\$1,589.48	\$1,589.48	\$1,589.48	\$1,589.48	\$1,589.48		
58 Gingles, Pauline	05/27/2016	503.36		.00	26.11	31.21	7.30	15.34	5.09	25.00	393.31
			.00	.00	503.36	503.36	503.36	503.36	503.36		
		\$503.36	\$0.00	\$0.00	\$26.11	\$31.21	\$7.30	\$15.34	\$5.09	\$25.00	\$393.31
			\$0.00	\$0.00	\$503.36	\$503.36	\$503.36	\$503.36	\$503.36		
1287 Goodrich, Brantley	05/27/2016	76.41		.00	.00	4.74	1.11	2.52	.84	.00	67.20
			.00	.00	76.41	76.41	76.41	76.41	76.41		
		\$76.41	\$0.00	\$0.00	\$0.00	\$4.74	\$1.11	\$2.52	\$0.84	\$0.00	\$67.20
			\$0.00	\$0.00	\$76.41	\$76.41	\$76.41	\$76.41	\$76.41		
1098 Graham, Cynthia J	05/27/2016	158.34		.00	.00	9.82	2.30	.15	.05	.00	146.02
			.00	.00	158.34	158.34	158.34	158.34	158.34		
		\$158.34	\$0.00	\$0.00	\$0.00	\$9.82	\$2.30	\$0.15	\$0.05	\$0.00	\$146.02
			\$0.00	\$0.00	\$158.34	\$158.34	\$158.34	\$158.34	\$158.34		
1336 Grumbling, Peter R	05/27/2016	142.21		.00	.00	8.82	2.06	3.42	1.14	.00	126.77
			.00	.00	142.21	142.21	142.21	142.21	142.21		
		\$142.21	\$0.00	\$0.00	\$0.00	\$8.82	\$2.06	\$3.42	\$1.14	\$0.00	\$126.77
			\$0.00	\$0.00	\$142.21	\$142.21	\$142.21	\$142.21	\$142.21		



Payroll Register - Board of Park Commissioners

Check Date Range 05/27/16 - 05/27/16

Detail Listing

Employee	Check Date	Gross	Imputed Income	EIC	Federal	FICA	Medicare	State	Other	Deductions	Net Pay
Department Parks - Parks & Recreation											
1227 Gulden, Samantha K	05/27/2016	358.79		.00	27.23	22.24	5.20	11.84	6.10	.00	286.18
			.00	.00	358.79	358.79	358.79	358.79	358.79		
		\$358.79		\$0.00	\$27.23	\$22.24	\$5.20	\$11.84	\$6.10	\$0.00	\$286.18
			\$0.00	\$0.00	\$358.79	\$358.79	\$358.79	\$358.79	\$358.79		
10000 Haag, Lysie N 3368	05/27/2016	1,286.71		.00	58.56	76.01	17.78	39.19	13.00	72.18	1,009.99
			.00	.00	1,225.98	1,225.98	1,225.98	1,225.98	1,225.98		
		\$1,286.71		\$0.00	\$58.56	\$76.01	\$17.78	\$39.19	\$13.00	\$72.18	\$1,009.99
			\$0.00	\$0.00	\$1,225.98	\$1,225.98	\$1,225.98	\$1,225.98	\$1,225.98		
1131 Hall, Tiffany L	05/27/2016	821.40		.00	65.64	39.87	9.32	21.22	7.04	180.76	497.55
			.00	.00	643.07	643.07	643.07	643.07	643.07		
		\$821.40		\$0.00	\$65.64	\$39.87	\$9.32	\$21.22	\$7.04	\$180.76	\$497.55
			\$0.00	\$0.00	\$643.07	\$643.07	\$643.07	\$643.07	\$643.07		
955 Hamilton, Emma S	05/27/2016	267.12		.00	23.06	16.57	3.87	8.82	2.93	.00	211.87
			.00	.00	267.12	267.12	267.12	267.12	267.12		
		\$267.12		\$0.00	\$23.06	\$16.57	\$3.87	\$8.82	\$2.93	\$0.00	\$211.87
			\$0.00	\$0.00	\$267.12	\$267.12	\$267.12	\$267.12	\$267.12		
1320 Hamilton, Ethan J	05/27/2016	183.92		.00	.00	11.40	2.67	6.07	2.01	.00	161.77
			.00	.00	183.92	183.92	183.92	183.92	183.92		
		\$183.92		\$0.00	\$0.00	\$11.40	\$2.67	\$6.07	\$2.01	\$0.00	\$161.77
			\$0.00	\$0.00	\$183.92	\$183.92	\$183.92	\$183.92	\$183.92		
1256 Hamm, Justin E	05/27/2016	387.73		.00	30.12	24.04	5.62	12.80	4.85	.00	310.30
			.00	.00	387.73	387.73	387.73	387.73	387.73		
		\$387.73		\$0.00	\$30.12	\$24.04	\$5.62	\$12.80	\$4.85	\$0.00	\$310.30
			\$0.00	\$0.00	\$387.73	\$387.73	\$387.73	\$387.73	\$387.73		
1231 Hardin, Jacob P	05/27/2016	856.80		.00	97.70	53.12	12.42	28.27	9.38	.00	655.91
			.00	.00	856.80	856.80	856.80	856.80	856.80		
		\$856.80		\$0.00	\$97.70	\$53.12	\$12.42	\$28.27	\$9.38	\$0.00	\$655.91
			\$0.00	\$0.00	\$856.80	\$856.80	\$856.80	\$856.80	\$856.80		
1337 Harmon, Dylan M	05/27/2016	157.07		.00	.00	9.74	2.28	5.18	1.72	.00	138.15
			.00	.00	157.07	157.07	157.07	157.07	157.07		
		\$157.07		\$0.00	\$0.00	\$9.74	\$2.28	\$5.18	\$1.72	\$0.00	\$138.15
			\$0.00	\$0.00	\$157.07	\$157.07	\$157.07	\$157.07	\$157.07		



Payroll Register - Board of Park Commissioners

Check Date Range 05/27/16 - 05/27/16

Detail Listing

Employee	Check Date	Gross	Imputed Income	EIC	Federal	FICA	Medicare	State	Other	Deductions	Net Pay
Department Parks - Parks & Recreation											
681 Harrington, Douglas N	05/27/2016	267.57		.00	.00	16.59	3.89	8.83	2.93	.00	235.33
			.00	.00	267.57	267.57	267.57	267.57	267.57		
		\$267.57		\$0.00	\$0.00	\$16.59	\$3.89	\$8.83	\$2.93	\$0.00	\$235.33
			\$0.00	\$0.00	\$267.57	\$267.57	\$267.57	\$267.57	\$267.57		
1288 Hasler, Erika	05/27/2016	142.21		.00	5.57	8.82	2.06	4.69	1.56	.00	119.51
			.00	.00	142.21	142.21	142.21	142.21	142.21		
		\$142.21		\$0.00	\$5.57	\$8.82	\$2.06	\$4.69	\$1.56	\$0.00	\$119.51
			\$0.00	\$0.00	\$142.21	\$142.21	\$142.21	\$142.21	\$142.21		
1290 Henderson, Kylee	05/27/2016	51.03		.00	.00	3.16	.74	1.68	.56	.00	44.89
			.00	.00	51.03	51.03	51.03	51.03	51.03		
		\$51.03		\$0.00	\$0.00	\$3.16	\$0.74	\$1.68	\$0.56	\$0.00	\$44.89
			\$0.00	\$0.00	\$51.03	\$51.03	\$51.03	\$51.03	\$51.03		
10000 Hendrickson, William E 2844	05/27/2016	1,568.00		.00	207.72	97.22	22.74	51.74	17.17	.00	1,171.41
			.00	.00	1,568.00	1,568.00	1,568.00	1,568.00	1,568.00		
		\$1,568.00		\$0.00	\$207.72	\$97.22	\$22.74	\$51.74	\$17.17	\$0.00	\$1,171.41
			\$0.00	\$0.00	\$1,568.00	\$1,568.00	\$1,568.00	\$1,568.00	\$1,568.00		
10000 Henry, Doak M 0800	05/27/2016	611.83		.00	60.96	37.94	8.87	20.19	6.70	.00	477.17
			.00	.00	611.83	611.83	611.83	611.83	611.83		
		\$611.83		\$0.00	\$60.96	\$37.94	\$8.87	\$20.19	\$6.70	\$0.00	\$477.17
			\$0.00	\$0.00	\$611.83	\$611.83	\$611.83	\$611.83	\$611.83		
682 Henry, Doak R	05/27/2016	109.90		.00	25.00	6.81	1.59	2.36	.78	.00	73.36
			.00	.00	109.90	109.90	109.90	109.90	109.90		
		\$109.90		\$0.00	\$25.00	\$6.81	\$1.59	\$2.36	\$0.78	\$0.00	\$73.36
			\$0.00	\$0.00	\$109.90	\$109.90	\$109.90	\$109.90	\$109.90		
10000 Higgins, Larry K 2624	05/27/2016	180.55		.00	.00	11.18	2.63	4.69	1.56	.00	160.49
			.00	.00	180.55	180.55	180.55	180.55	180.55		
		\$180.55		\$0.00	\$0.00	\$11.18	\$2.63	\$4.69	\$1.56	\$0.00	\$160.49
			\$0.00	\$0.00	\$180.55	\$180.55	\$180.55	\$180.55	\$180.55		
1142 Higgins, Megan M	05/27/2016	172.70		.00	8.62	10.71	2.49	5.70	1.89	.00	143.29
			.00	.00	172.70	172.70	172.70	172.70	172.70		
		\$172.70		\$0.00	\$8.62	\$10.71	\$2.49	\$5.70	\$1.89	\$0.00	\$143.29
			\$0.00	\$0.00	\$172.70	\$172.70	\$172.70	\$172.70	\$172.70		



Payroll Register - Board of Park Commissioners

Check Date Range 05/27/16 - 05/27/16

Detail Listing

Employee	Check Date	Gross	Imputed Income	EIC	Federal	FICA	Medicare	State	Other	Deductions	Net Pay
Department Parks - Parks & Recreation											
10000 Higgins, Rebecca R 0059	05/27/2016	2,157.38		.00	311.51	122.96	28.75	89.17	21.29	181.67	1,402.03
			.00	.00	1,983.15	1,983.15	1,983.15	1,983.15	1,983.15		
		\$2,157.38		\$0.00	\$311.51	\$122.96	\$28.75	\$89.17	\$21.29	\$181.67	\$1,402.03
			\$0.00	\$0.00	\$1,983.15	\$1,983.15	\$1,983.15	\$1,983.15	\$1,983.15		
10000 Hobson, Robin 1031	05/27/2016	1,346.41		.00	67.06	71.62	16.75	36.85	12.65	205.10	936.38
			.00	.00	1,155.18	1,155.18	1,155.18	1,155.18	1,155.18		
		\$1,346.41		\$0.00	\$67.06	\$71.62	\$16.75	\$36.85	\$12.65	\$205.10	\$936.38
			\$0.00	\$0.00	\$1,155.18	\$1,155.18	\$1,155.18	\$1,155.18	\$1,155.18		
1331 Hockerman, Kaitlyn L	05/27/2016	219.56		.00	13.30	13.61	3.18	7.25	2.40	.00	179.82
			.00	.00	219.56	219.56	219.56	219.56	219.56		
		\$219.56		\$0.00	\$13.30	\$13.61	\$3.18	\$7.25	\$2.40	\$0.00	\$179.82
			\$0.00	\$0.00	\$219.56	\$219.56	\$219.56	\$219.56	\$219.56		
1221 Hollingsworth, Lane S	05/27/2016	804.96		.00	66.56	49.90	11.67	25.29	8.39	.00	643.15
			.00	.00	804.96	804.96	804.96	804.96	804.96		
		\$804.96		\$0.00	\$66.56	\$49.90	\$11.67	\$25.29	\$8.39	\$0.00	\$643.15
			\$0.00	\$0.00	\$804.96	\$804.96	\$804.96	\$804.96	\$804.96		
10000 Hollingsworth, Michael 3296 W	05/27/2016	1,555.20		.00	165.84	90.94	21.27	47.14	15.64	113.67	1,100.70
			.00	.00	1,466.81	1,466.81	1,466.81	1,466.81	1,466.81		
		\$1,555.20		\$0.00	\$165.84	\$90.94	\$21.27	\$47.14	\$15.64	\$113.67	\$1,100.70
			\$0.00	\$0.00	\$1,466.81	\$1,466.81	\$1,466.81	\$1,466.81	\$1,466.81		
1019 Hudson, Brooke N	05/27/2016	67.92		.00	.00	4.21	.98	.97	.32	.00	61.44
			.00	.00	67.92	67.92	67.92	67.92	67.92		
		\$67.92		\$0.00	\$0.00	\$4.21	\$0.98	\$0.97	\$0.32	\$0.00	\$61.44
			\$0.00	\$0.00	\$67.92	\$67.92	\$67.92	\$67.92	\$67.92		
1240 Huff, Chelsea R	05/27/2016	208.26		.00	.00	12.91	3.02	5.60	1.86	.00	184.87
			.00	.00	208.26	208.26	208.26	208.26	208.26		
		\$208.26		\$0.00	\$0.00	\$12.91	\$3.02	\$5.60	\$1.86	\$0.00	\$184.87
			\$0.00	\$0.00	\$208.26	\$208.26	\$208.26	\$208.26	\$208.26		
1126 Hupp-Sanders, Dee A	05/27/2016	599.04		.00	35.67	37.14	8.69	23.50	6.14	.00	487.90
			.00	.00	599.04	599.04	599.04	599.04	599.04		
		\$599.04		\$0.00	\$35.67	\$37.14	\$8.69	\$23.50	\$6.14	\$0.00	\$487.90
			\$0.00	\$0.00	\$599.04	\$599.04	\$599.04	\$599.04	\$599.04		



Payroll Register - Board of Park Commissioners

Check Date Range 05/27/16 - 05/27/16

Detail Listing

Employee	Check Date	Gross	Imputed Income	EIC	Federal	FICA	Medicare	State	Other	Deductions	Net Pay
Department Parks - Parks & Recreation											
1048 Huss, Anastasia C	05/27/2016	76.41		.00	.00	4.74	1.11	2.52	.84	.00	67.20
			.00	.00	76.41	76.41	76.41	76.41	76.41		
		\$76.41		\$0.00	\$0.00	\$4.74	\$1.11	\$2.52	\$0.84	\$0.00	\$67.20
			\$0.00	\$0.00	\$76.41	\$76.41	\$76.41	\$76.41	\$76.41		
10000 Huss, Lee E 0273	05/27/2016	2,205.74		.00	200.27	137.22	32.09	71.77	28.77	90.95	1,644.67
			.00	.00	2,213.35	2,213.35	2,213.35	2,213.35	2,213.35		
		\$2,205.74		\$0.00	\$200.27	\$137.22	\$32.09	\$71.77	\$28.77	\$90.95	\$1,644.67
			\$0.00	\$0.00	\$2,213.35	\$2,213.35	\$2,213.35	\$2,213.35	\$2,213.35		
1278 Huss, Tatiana M	05/27/2016	131.49		.00	4.50	8.15	1.91	4.34	1.44	.00	111.15
			.00	.00	131.49	131.49	131.49	131.49	131.49		
		\$131.49		\$0.00	\$4.50	\$8.15	\$1.91	\$4.34	\$1.44	\$0.00	\$111.15
			\$0.00	\$0.00	\$131.49	\$131.49	\$131.49	\$131.49	\$131.49		
1190 Jackson, Lyric O	05/27/2016	80.46		.00	.00	4.99	1.18	2.66	1.01	.00	70.62
			.00	.00	80.46	80.46	80.46	80.46	80.46		
		\$80.46		\$0.00	\$0.00	\$4.99	\$1.18	\$2.66	\$1.01	\$0.00	\$70.62
			\$0.00	\$0.00	\$80.46	\$80.46	\$80.46	\$80.46	\$80.46		
10000 Jacobs, Gregory D 2092	05/27/2016	1,583.65		.00	153.97	95.70	22.38	49.67	16.48	40.17	1,205.28
			.00	.00	1,543.48	1,543.48	1,543.48	1,543.48	1,543.48		
		\$1,583.65		\$0.00	\$153.97	\$95.70	\$22.38	\$49.67	\$16.48	\$40.17	\$1,205.28
			\$0.00	\$0.00	\$1,543.48	\$1,543.48	\$1,543.48	\$1,543.48	\$1,543.48		
1334 Jakubielski, Michael J	05/27/2016	142.21		.00	5.57	8.82	2.06	.89	.40	.00	124.47
			.00	.00	142.21	142.21	142.21	142.21	142.21		
		\$142.21		\$0.00	\$5.57	\$8.82	\$2.06	\$0.89	\$0.40	\$0.00	\$124.47
			\$0.00	\$0.00	\$142.21	\$142.21	\$142.21	\$142.21	\$142.21		
1338 Jenkins, Brina A	05/27/2016	94.20		.00	.77	5.84	1.37	3.11	1.03	.00	82.08
			.00	.00	94.20	94.20	94.20	94.20	94.20		
		\$94.20		\$0.00	\$0.77	\$5.84	\$1.37	\$3.11	\$1.03	\$0.00	\$82.08
			\$0.00	\$0.00	\$94.20	\$94.20	\$94.20	\$94.20	\$94.20		
787 Johnson, Alisha D	05/27/2016	83.23		.00	.00	5.15	1.21	2.75	1.04	.00	73.08
			.00	.00	83.23	83.23	83.23	83.23	83.23		
		\$83.23		\$0.00	\$0.00	\$5.15	\$1.21	\$2.75	\$1.04	\$0.00	\$73.08
			\$0.00	\$0.00	\$83.23	\$83.23	\$83.23	\$83.23	\$83.23		



Payroll Register - Board of Park Commissioners

Check Date Range 05/27/16 - 05/27/16

Detail Listing

Employee	Check Date	Gross	Imputed Income	EIC	Federal	FICA	Medicare	State	Other	Deductions	Net Pay
Department Parks - Parks & Recreation											
1249 Johnson, DeVante T	05/27/2016	464.64		.00	38.88	28.81	6.73	15.33	5.09	.00	369.80
			.00	.00	464.64	464.64	464.64	464.64	464.64		
		\$464.64	\$0.00	\$0.00	\$38.88	\$28.81	\$6.73	\$15.33	\$5.09	\$0.00	\$369.80
1208 Johnson, Jonathan M	05/27/2016	443.08		.00	35.65	27.46	6.42	14.62	7.84	.00	351.09
			.00	.00	443.08	443.08	443.08	443.08	443.08		
		\$443.08	\$0.00	\$0.00	\$35.65	\$27.46	\$6.42	\$14.62	\$7.84	\$0.00	\$351.09
1045 Johnson, Taylor M	05/27/2016	198.90		.00	11.24	12.33	2.88	6.56	3.38	.00	162.51
			.00	.00	198.90	198.90	198.90	198.90	198.90		
		\$198.90	\$0.00	\$0.00	\$11.24	\$12.33	\$2.88	\$6.56	\$3.38	\$0.00	\$162.51
1297 Jones, Hanna M	05/27/2016	283.50		.00	.00	17.58	4.11	8.09	2.68	.00	251.04
			.00	.00	283.50	283.50	283.50	283.50	283.50		
		\$283.50	\$0.00	\$0.00	\$0.00	\$17.58	\$4.11	\$8.09	\$2.68	\$0.00	\$251.04
985 Jones, Thomas J	05/27/2016	269.50		.00	.00	16.71	3.91	5.09	1.69	.00	242.10
			.00	.00	269.50	269.50	269.50	269.50	269.50		
		\$269.50	\$0.00	\$0.00	\$0.00	\$16.71	\$3.91	\$5.09	\$1.69	\$0.00	\$242.10
1180 Karaffa, Vicki A	05/27/2016	123.64		.00	3.71	7.66	1.79	2.81	.93	.00	106.74
			.00	.00	123.64	123.64	123.64	123.64	123.64		
		\$123.64	\$0.00	\$0.00	\$3.71	\$7.66	\$1.79	\$2.81	\$0.93	\$0.00	\$106.74
942 Kendrick, Robin E	05/27/2016	404.14		.00	16.18	25.07	5.86	12.07	4.00	.00	340.96
			.00	.00	404.14	404.14	404.14	404.14	404.14		
		\$404.14	\$0.00	\$0.00	\$16.18	\$25.07	\$5.86	\$12.07	\$4.00	\$0.00	\$340.96
10000 Kenner, Alex 3412	05/27/2016	120.00		.00	.00	7.44	1.74	2.69	.89	.00	107.24
			.00	.00	120.00	120.00	120.00	120.00	120.00		
		\$120.00	\$0.00	\$0.00	\$0.00	\$7.44	\$1.74	\$2.69	\$0.89	\$0.00	\$107.24
			\$0.00	\$0.00	\$120.00	\$120.00	\$120.00	\$120.00	\$120.00		



Payroll Register - Board of Park Commissioners

Check Date Range 05/27/16 - 05/27/16

Detail Listing

Employee	Check Date	Gross	Imputed Income	EIC	Federal	FICA	Medicare	State	Other	Deductions	Net Pay
Department Parks - Parks & Recreation											
10000 Kerr, William C 3369	05/27/2016	1,555.20		.00	89.30	81.71	19.11	40.95	13.59	421.26	889.28
			.00	.00	1,317.80	1,317.80	1,317.80	1,317.80	1,317.80		
		\$1,555.20		\$0.00	\$89.30	\$81.71	\$19.11	\$40.95	\$13.59	\$421.26	\$889.28
			\$0.00	\$0.00	\$1,317.80	\$1,317.80	\$1,317.80	\$1,317.80	\$1,317.80		
1261 Kiger, Jeremy M	05/27/2016	489.23		.00	16.04	30.33	7.09	16.14	5.36	.00	414.27
			.00	.00	489.23	489.23	489.23	489.23	489.23		
		\$489.23		\$0.00	\$16.04	\$30.33	\$7.09	\$16.14	\$5.36	\$0.00	\$414.27
			\$0.00	\$0.00	\$489.23	\$489.23	\$489.23	\$489.23	\$489.23		
1310 Killoren, Ryan P	05/27/2016	167.68		.00	.00	10.40	2.43	5.53	1.84	.00	147.48
			.00	.00	167.68	167.68	167.68	167.68	167.68		
		\$167.68		\$0.00	\$0.00	\$10.40	\$2.43	\$5.53	\$1.84	\$0.00	\$147.48
			\$0.00	\$0.00	\$167.68	\$167.68	\$167.68	\$167.68	\$167.68		
1267 King, Adrianna M	05/27/2016	59.43		.00	.00	3.68	.86	1.96	.65	.00	52.28
			.00	.00	59.43	59.43	59.43	59.43	59.43		
		\$59.43		\$0.00	\$0.00	\$3.68	\$0.86	\$1.96	\$0.65	\$0.00	\$52.28
			\$0.00	\$0.00	\$59.43	\$59.43	\$59.43	\$59.43	\$59.43		
10000 Kluesner, Daniel Alan 0719	05/27/2016	1,519.21		.00	163.80	80.44	18.81	42.82	14.21	246.64	952.49
			.00	.00	1,297.47	1,297.47	1,297.47	1,297.47	1,297.47		
		\$1,519.21		\$0.00	\$163.80	\$80.44	\$18.81	\$42.82	\$14.21	\$246.64	\$952.49
			\$0.00	\$0.00	\$1,297.47	\$1,297.47	\$1,297.47	\$1,297.47	\$1,297.47		
695 Knapp, William R	05/27/2016	288.34		.00	4.60	17.88	4.18	8.25	2.74	.00	250.69
			.00	.00	288.34	288.34	288.34	288.34	288.34		
		\$288.34		\$0.00	\$4.60	\$17.88	\$4.18	\$8.25	\$2.74	\$0.00	\$250.69
			\$0.00	\$0.00	\$288.34	\$288.34	\$288.34	\$288.34	\$288.34		
10000 Knudsen, William L 3346	05/27/2016	578.13		.00	80.90	35.84	8.38	19.08	6.33	.00	427.60
			.00	.00	578.13	578.13	578.13	578.13	578.13		
		\$578.13		\$0.00	\$80.90	\$35.84	\$8.38	\$19.08	\$6.33	\$0.00	\$427.60
			\$0.00	\$0.00	\$578.13	\$578.13	\$578.13	\$578.13	\$578.13		
973 Kogler, Katherine M	05/27/2016	485.97		.00	.14	30.13	7.05	16.04	5.32	.00	427.29
			.00	.00	485.97	485.97	485.97	485.97	485.97		
		\$485.97		\$0.00	\$0.14	\$30.13	\$7.05	\$16.04	\$5.32	\$0.00	\$427.29
			\$0.00	\$0.00	\$485.97	\$485.97	\$485.97	\$485.97	\$485.97		



Payroll Register - Board of Park Commissioners

Check Date Range 05/27/16 - 05/27/16

Detail Listing

Employee	Check Date	Gross	Imputed Income	EIC	Federal	FICA	Medicare	State	Other	Deductions	Net Pay
Department Parks - Parks & Recreation											
1280 Kumar, Ritula	05/27/2016	117.75		.00	3.12	7.30	1.71	3.89	1.29	.00	100.44
			.00	.00	117.75	117.75	117.75	117.75	117.75		
		\$117.75		\$0.00	\$3.12	\$7.30	\$1.71	\$3.89	\$1.29	\$0.00	\$100.44
			\$0.00	\$0.00	\$117.75	\$117.75	\$117.75	\$117.75	\$117.75		
316 Labban, Jad A	05/27/2016	106.13		.00	1.96	6.58	1.54	3.50	1.16	.00	91.39
			.00	.00	106.13	106.13	106.13	106.13	106.13		
		\$106.13		\$0.00	\$1.96	\$6.58	\$1.54	\$3.50	\$1.16	\$0.00	\$91.39
			\$0.00	\$0.00	\$106.13	\$106.13	\$106.13	\$106.13	\$106.13		
911 Labis, Kolynn M	05/27/2016	348.50		.00	26.20	21.61	5.05	11.50	3.82	.00	280.32
			.00	.00	348.50	348.50	348.50	348.50	348.50		
		\$348.50		\$0.00	\$26.20	\$21.61	\$5.05	\$11.50	\$3.82	\$0.00	\$280.32
			\$0.00	\$0.00	\$348.50	\$348.50	\$348.50	\$348.50	\$348.50		
1236 Lake, Billie J	05/27/2016	73.08		.00	.00	4.53	1.06	1.14	.38	.00	65.97
			.00	.00	73.08	73.08	73.08	73.08	73.08		
		\$73.08		\$0.00	\$0.00	\$4.53	\$1.06	\$1.14	\$0.38	\$0.00	\$65.97
			\$0.00	\$0.00	\$73.08	\$73.08	\$73.08	\$73.08	\$73.08		
10000 Lamb, Chris J 0299	05/27/2016	1,610.40		.00	193.17	92.59	21.66	49.28	16.35	156.35	1,081.00
			.00	.00	1,493.27	1,493.27	1,493.27	1,493.27	1,493.27		
		\$1,610.40		\$0.00	\$193.17	\$92.59	\$21.66	\$49.28	\$16.35	\$156.35	\$1,081.00
			\$0.00	\$0.00	\$1,493.27	\$1,493.27	\$1,493.27	\$1,493.27	\$1,493.27		
1268 Lambert, Aurora L	05/27/2016	142.21		.00	5.57	8.82	2.06	4.69	1.56	.00	119.51
			.00	.00	142.21	142.21	142.21	142.21	142.21		
		\$142.21		\$0.00	\$5.57	\$8.82	\$2.06	\$4.69	\$1.56	\$0.00	\$119.51
			\$0.00	\$0.00	\$142.21	\$142.21	\$142.21	\$142.21	\$142.21		
1298 Lance, Shirley A	05/27/2016	504.00		.00	6.94	31.25	7.31	25.36	16.15	.00	416.99
			.00	.00	504.00	504.00	504.00	504.00	504.00		
		\$504.00		\$0.00	\$6.94	\$31.25	\$7.31	\$25.36	\$16.15	\$0.00	\$416.99
			\$0.00	\$0.00	\$504.00	\$504.00	\$504.00	\$504.00	\$504.00		
1311 Langella, Emily E	05/27/2016	140.09		.00	5.36	8.69	2.03	4.62	1.53	.00	117.86
			.00	.00	140.09	140.09	140.09	140.09	140.09		
		\$140.09		\$0.00	\$5.36	\$8.69	\$2.03	\$4.62	\$1.53	\$0.00	\$117.86
			\$0.00	\$0.00	\$140.09	\$140.09	\$140.09	\$140.09	\$140.09		



Payroll Register - Board of Park Commissioners

Check Date Range 05/27/16 - 05/27/16

Detail Listing

Employee	Check Date	Gross	Imputed Income	EIC	Federal	FICA	Medicare	State	Other	Deductions	Net Pay
Department Parks - Parks & Recreation											
470 Lavender, Jai D	05/27/2016	544.43		.00	30.21	33.75	7.88	16.70	5.54	.00	450.35
			.00	.00	544.43	544.43	544.43	544.43	544.43		
		\$544.43		\$0.00	\$30.21	\$33.75	\$7.88	\$16.70	\$5.54	\$0.00	\$450.35
			\$0.00	\$0.00	\$544.43	\$544.43	\$544.43	\$544.43	\$544.43		
10000 Lavender, Matthew E 3600	05/27/2016	150.37		.00	16.38	9.33	2.18	9.96	1.65	.00	110.87
			.00	.00	150.37	150.37	150.37	150.37	150.37		
		\$150.37		\$0.00	\$16.38	\$9.33	\$2.18	\$9.96	\$1.65	\$0.00	\$110.87
			\$0.00	\$0.00	\$150.37	\$150.37	\$150.37	\$150.37	\$150.37		
1341 Lee, Noelle E	05/27/2016	144.33		.00	5.78	8.95	2.09	4.76	1.58	.00	121.17
			.00	.00	144.33	144.33	144.33	144.33	144.33		
		\$144.33		\$0.00	\$5.78	\$8.95	\$2.09	\$4.76	\$1.58	\$0.00	\$121.17
			\$0.00	\$0.00	\$144.33	\$144.33	\$144.33	\$144.33	\$144.33		
10000 Lee, William D 1575	05/27/2016	518.50		.00	27.62	32.15	7.52	15.84	5.26	.00	430.11
			.00	.00	518.50	518.50	518.50	518.50	518.50		
		\$518.50		\$0.00	\$27.62	\$32.15	\$7.52	\$15.84	\$5.26	\$0.00	\$430.11
			\$0.00	\$0.00	\$518.50	\$518.50	\$518.50	\$518.50	\$518.50		
1312 Liford, Emily C	05/27/2016	60.84		.00	.00	3.77	.88	2.01	.67	.00	53.51
			.00	.00	60.84	60.84	60.84	60.84	60.84		
		\$60.84		\$0.00	\$0.00	\$3.77	\$0.88	\$2.01	\$0.67	\$0.00	\$53.51
			\$0.00	\$0.00	\$60.84	\$60.84	\$60.84	\$60.84	\$60.84		
519 Livingston, Alyssa S	05/27/2016	124.99		.00	3.85	7.75	1.81	4.12	1.37	.00	106.09
			.00	.00	124.99	124.99	124.99	124.99	124.99		
		\$124.99		\$0.00	\$3.85	\$7.75	\$1.81	\$4.12	\$1.37	\$0.00	\$106.09
			\$0.00	\$0.00	\$124.99	\$124.99	\$124.99	\$124.99	\$124.99		
202 Lutes, Kathryn E	05/27/2016	36.30		.00	.00	2.25	.54	1.20	.40	.00	31.91
			.00	.00	36.30	36.30	36.30	36.30	36.30		
		\$36.30		\$0.00	\$0.00	\$2.25	\$0.54	\$1.20	\$0.40	\$0.00	\$31.91
			\$0.00	\$0.00	\$36.30	\$36.30	\$36.30	\$36.30	\$36.30		
1243 Maloney, Laura J	05/27/2016	706.68		.00	51.82	43.81	10.25	22.05	11.83	.00	566.92
			.00	.00	706.68	706.68	706.68	706.68	706.68		
		\$706.68		\$0.00	\$51.82	\$43.81	\$10.25	\$22.05	\$11.83	\$0.00	\$566.92
			\$0.00	\$0.00	\$706.68	\$706.68	\$706.68	\$706.68	\$706.68		



Payroll Register - Board of Park Commissioners

Check Date Range 05/27/16 - 05/27/16

Detail Listing

Employee	Check Date	Gross	Imputed Income	EIC	Federal	FICA	Medicare	State	Other	Deductions	Net Pay
Department Parks - Parks & Recreation											
1165 Marler, Kwang Hsiung	05/27/2016	1,884.62		.00	234.67	113.56	26.56	60.44	20.06	53.05	1,376.28
			.00	.00	1,831.57	1,831.57	1,831.57	1,831.57	1,831.57		
		\$1,884.62		\$0.00	\$234.67	\$113.56	\$26.56	\$60.44	\$20.06	\$53.05	\$1,376.28
			\$0.00	\$0.00	\$1,831.57	\$1,831.57	\$1,831.57	\$1,831.57	\$1,831.57		
10000 Martin, Newton P 0796	05/27/2016	950.40		.00	136.74	58.92	13.78	31.36	10.41	.00	699.19
			.00	.00	950.40	950.40	950.40	950.40	950.40		
		\$950.40		\$0.00	\$136.74	\$58.92	\$13.78	\$31.36	\$10.41	\$0.00	\$699.19
			\$0.00	\$0.00	\$950.40	\$950.40	\$950.40	\$950.40	\$950.40		
1222 Martindale, Claude C	05/27/2016	631.89		.00	14.73	39.18	9.16	60.85	17.19	.00	490.78
			.00	.00	631.89	631.89	631.89	631.89	631.89		
		\$631.89		\$0.00	\$14.73	\$39.18	\$9.16	\$60.85	\$17.19	\$0.00	\$490.78
			\$0.00	\$0.00	\$631.89	\$631.89	\$631.89	\$631.89	\$631.89		
753 Martinez, Xavier F	05/27/2016	50.94		.00	.00	3.16	.74	1.68	.56	.00	44.80
			.00	.00	50.94	50.94	50.94	50.94	50.94		
		\$50.94		\$0.00	\$0.00	\$3.16	\$0.74	\$1.68	\$0.56	\$0.00	\$44.80
			\$0.00	\$0.00	\$50.94	\$50.94	\$50.94	\$50.94	\$50.94		
1314 Marzke, Grant A	05/27/2016	161.31		.00	.00	10.00	2.34	4.05	2.15	.00	142.77
			.00	.00	161.31	161.31	161.31	161.31	161.31		
		\$161.31		\$0.00	\$0.00	\$10.00	\$2.34	\$4.05	\$2.15	\$0.00	\$142.77
			\$0.00	\$0.00	\$161.31	\$161.31	\$161.31	\$161.31	\$161.31		
1315 Maxey, Grace E	05/27/2016	191.03		.00	10.45	11.84	2.77	6.30	1.91	.00	157.76
			.00	.00	191.03	191.03	191.03	191.03	191.03		
		\$191.03		\$0.00	\$10.45	\$11.84	\$2.77	\$6.30	\$1.91	\$0.00	\$157.76
			\$0.00	\$0.00	\$191.03	\$191.03	\$191.03	\$191.03	\$191.03		
988 McCalla, Mattie L	05/27/2016	450.12		.00	.00	27.90	6.53	14.85	4.93	.00	395.91
			.00	.00	450.12	450.12	450.12	450.12	450.12		
		\$450.12		\$0.00	\$0.00	\$27.90	\$6.53	\$14.85	\$4.93	\$0.00	\$395.91
			\$0.00	\$0.00	\$450.12	\$450.12	\$450.12	\$450.12	\$450.12		
10000 McDevitt, Paula M 0333	05/27/2016	2,892.65		.00	325.53	179.35	41.95	94.19	31.25	53.23	2,167.15
			.00	.00	2,892.65	2,892.65	2,892.65	2,892.65	2,892.65		
		\$2,892.65		\$0.00	\$325.53	\$179.35	\$41.95	\$94.19	\$31.25	\$53.23	\$2,167.15
			\$0.00	\$0.00	\$2,892.65	\$2,892.65	\$2,892.65	\$2,892.65	\$2,892.65		



Payroll Register - Board of Park Commissioners

Check Date Range 05/27/16 - 05/27/16

Detail Listing

Employee	Check Date	Gross	Imputed Income	EIC	Federal	FICA	Medicare	State	Other	Deductions	Net Pay
Department Parks - Parks & Recreation											
876 McGhee, Brandon	05/27/2016	541.44		.00	29.91	33.57	7.85	16.60	5.51	.00	448.00
			.00	.00	541.44	541.44	541.44	541.44	541.44		
		\$541.44		\$0.00	\$29.91	\$33.57	\$7.85	\$16.60	\$5.51	\$0.00	\$448.00
			\$0.00	\$0.00	\$541.44	\$541.44	\$541.44	\$541.44	\$541.44		
10000 McGill, Morgan K 3518	05/27/2016	123.00		.00	.00	7.63	1.78	2.79	.93	.00	109.87
			.00	.00	123.00	123.00	123.00	123.00	123.00		
		\$123.00		\$0.00	\$0.00	\$7.63	\$1.78	\$2.79	\$0.93	\$0.00	\$109.87
			\$0.00	\$0.00	\$123.00	\$123.00	\$123.00	\$123.00	\$123.00		
1226 McGinley, Justine M	05/27/2016	368.15		.00	28.16	22.82	5.34	12.15	4.03	.00	295.65
			.00	.00	368.15	368.15	368.15	368.15	368.15		
		\$368.15		\$0.00	\$28.16	\$22.82	\$5.34	\$12.15	\$4.03	\$0.00	\$295.65
			\$0.00	\$0.00	\$368.15	\$368.15	\$368.15	\$368.15	\$368.15		
10000 McGlothlin, Brenda S 0330	05/27/2016	986.40		.00	65.76	61.16	14.31	32.55	10.80	.00	801.82
			.00	.00	986.40	986.40	986.40	986.40	986.40		
		\$986.40		\$0.00	\$65.76	\$61.16	\$14.31	\$32.55	\$10.80	\$0.00	\$801.82
			\$0.00	\$0.00	\$986.40	\$986.40	\$986.40	\$986.40	\$986.40		
1225 McHaley, Liz N	05/27/2016	163.33		.00	7.68	10.13	2.37	5.39	1.79	.00	135.97
			.00	.00	163.33	163.33	163.33	163.33	163.33		
		\$163.33		\$0.00	\$7.68	\$10.13	\$2.37	\$5.39	\$1.79	\$0.00	\$135.97
			\$0.00	\$0.00	\$163.33	\$163.33	\$163.33	\$163.33	\$163.33		
1273 McIntosh, Amanda C	05/27/2016	142.21		.00	5.57	8.82	2.06	3.42	1.14	.00	121.20
			.00	.00	142.21	142.21	142.21	142.21	142.21		
		\$142.21		\$0.00	\$5.57	\$8.82	\$2.06	\$3.42	\$1.14	\$0.00	\$121.20
			\$0.00	\$0.00	\$142.21	\$142.21	\$142.21	\$142.21	\$142.21		
1042 Meacham, Bart C	05/27/2016	335.59		.00	.00	20.81	4.87	9.81	3.25	.00	296.85
			.00	.00	335.59	335.59	335.59	335.59	335.59		
		\$335.59		\$0.00	\$0.00	\$20.81	\$4.87	\$9.81	\$3.25	\$0.00	\$296.85
			\$0.00	\$0.00	\$335.59	\$335.59	\$335.59	\$335.59	\$335.59		
1238 Mehay, Samantha R	05/27/2016	60.84		.00	.00	3.76	.88	2.01	.67	.00	53.52
			.00	.00	60.84	60.84	60.84	60.84	60.84		
		\$60.84		\$0.00	\$0.00	\$3.76	\$0.88	\$2.01	\$0.67	\$0.00	\$53.52
			\$0.00	\$0.00	\$60.84	\$60.84	\$60.84	\$60.84	\$60.84		



Payroll Register - Board of Park Commissioners

Check Date Range 05/27/16 - 05/27/16

Detail Listing

Employee	Check Date	Gross	Imputed Income	EIC	Federal	FICA	Medicare	State	Other	Deductions	Net Pay
Department Parks - Parks & Recreation											
1281 Mikulich, Levi j	05/27/2016	54.95		.00	.00	3.41	.80	1.81	.60	.00	48.33
			.00	.00	54.95	54.95	54.95	54.95	54.95		
		\$54.95		\$0.00	\$0.00	\$3.41	\$0.80	\$1.81	\$0.60	\$0.00	\$48.33
			\$0.00	\$0.00	\$54.95	\$54.95	\$54.95	\$54.95	\$54.95		
96 Miller, Alison M	05/27/2016	1,591.81		.00	97.02	95.74	22.39	45.19	14.99	231.25	1,085.23
			.00	.00	1,369.25	1,544.25	1,544.25	1,369.25	1,369.25		
		\$1,591.81		\$0.00	\$97.02	\$95.74	\$22.39	\$45.19	\$14.99	\$231.25	\$1,085.23
			\$0.00	\$0.00	\$1,369.25	\$1,544.25	\$1,544.25	\$1,369.25	\$1,369.25		
461 Minett, Mark R	05/27/2016	815.08		.00	33.05	50.52	11.82	25.63	8.50	.00	685.56
			.00	.00	815.08	815.08	815.08	815.08	815.08		
		\$815.08		\$0.00	\$33.05	\$50.52	\$11.82	\$25.63	\$8.50	\$0.00	\$685.56
			\$0.00	\$0.00	\$815.08	\$815.08	\$815.08	\$815.08	\$815.08		
887 Morgan, Robert A	05/27/2016	220.22		.00	.00	13.65	3.20	7.27	2.41	.00	193.69
			.00	.00	220.22	220.22	220.22	220.22	220.22		
		\$220.22		\$0.00	\$0.00	\$13.65	\$3.20	\$7.27	\$2.41	\$0.00	\$193.69
			\$0.00	\$0.00	\$220.22	\$220.22	\$220.22	\$220.22	\$220.22		
1274 Mullen, Emma S	05/27/2016	142.21		.00	5.57	8.82	2.06	4.69	1.56	.00	119.51
			.00	.00	142.21	142.21	142.21	142.21	142.21		
		\$142.21		\$0.00	\$5.57	\$8.82	\$2.06	\$4.69	\$1.56	\$0.00	\$119.51
			\$0.00	\$0.00	\$142.21	\$142.21	\$142.21	\$142.21	\$142.21		
10000 Narwold, Malcolm J 2353	05/27/2016	70.65		.00	.00	4.38	1.02	2.33	.77	.00	62.15
			.00	.00	70.65	70.65	70.65	70.65	70.65		
		\$70.65		\$0.00	\$0.00	\$4.38	\$1.02	\$2.33	\$0.77	\$0.00	\$62.15
			\$0.00	\$0.00	\$70.65	\$70.65	\$70.65	\$70.65	\$70.65		
10000 Neely, Lesilyn S 0361	05/27/2016	1,406.40		.00	113.69	82.13	19.21	43.71	14.50	86.65	1,046.51
			.00	.00	1,324.60	1,324.60	1,324.60	1,324.60	1,324.60		
		\$1,406.40		\$0.00	\$113.69	\$82.13	\$19.21	\$43.71	\$14.50	\$86.65	\$1,046.51
			\$0.00	\$0.00	\$1,324.60	\$1,324.60	\$1,324.60	\$1,324.60	\$1,324.60		
696 Nelson, John C	05/27/2016	750.20		.00	58.35	46.51	10.88	23.49	7.79	105.00	498.18
			.00	.00	750.20	750.20	750.20	750.20	750.20		
		\$750.20		\$0.00	\$58.35	\$46.51	\$10.88	\$23.49	\$7.79	\$105.00	\$498.18
			\$0.00	\$0.00	\$750.20	\$750.20	\$750.20	\$750.20	\$750.20		



Payroll Register - Board of Park Commissioners

Check Date Range 05/27/16 - 05/27/16

Detail Listing

Employee	Check Date	Gross	Imputed Income	EIC	Federal	FICA	Medicare	State	Other	Deductions	Net Pay
Department Parks - Parks & Recreation											
10000 Nentrup, Susan J 0738	05/27/2016	126.15		.00	.00	7.82	1.83	2.89	.96	.00	112.65
			.00	.00	126.15	126.15	126.15	126.15	126.15		
		\$126.15		\$0.00	\$0.00	\$7.82	\$1.83	\$2.89	\$0.96	\$0.00	\$112.65
			\$0.00	\$0.00	\$126.15	\$126.15	\$126.15	\$126.15	\$126.15		
1275 Neuhouser, Davis S	05/27/2016	167.68		.00	.00	10.40	2.43	5.53	1.84	.00	147.48
			.00	.00	167.68	167.68	167.68	167.68	167.68		
		\$167.68		\$0.00	\$0.00	\$10.40	\$2.43	\$5.53	\$1.84	\$0.00	\$147.48
			\$0.00	\$0.00	\$167.68	\$167.68	\$167.68	\$167.68	\$167.68		
883 Nickelson, Joshua B	05/27/2016	260.59		.00	30.00	16.16	3.77	38.60	22.85	.00	149.21
			.00	.00	260.59	260.59	260.59	260.59	260.59		
		\$260.59		\$0.00	\$30.00	\$16.16	\$3.77	\$38.60	\$22.85	\$0.00	\$149.21
			\$0.00	\$0.00	\$260.59	\$260.59	\$260.59	\$260.59	\$260.59		
10000 Owen, Olan D 2447	05/27/2016	663.68		.00	128.73	41.15	9.62	21.90	7.27	.00	455.01
			.00	.00	663.68	663.68	663.68	663.68	663.68		
		\$663.68		\$0.00	\$128.73	\$41.15	\$9.62	\$21.90	\$7.27	\$0.00	\$455.01
			\$0.00	\$0.00	\$663.68	\$663.68	\$663.68	\$663.68	\$663.68		
1316 Padget, Grace E	05/27/2016	191.88		.00	10.53	11.90	2.78	6.33	2.10	.00	158.24
			.00	.00	191.88	191.88	191.88	191.88	191.88		
		\$191.88		\$0.00	\$10.53	\$11.90	\$2.78	\$6.33	\$2.10	\$0.00	\$158.24
			\$0.00	\$0.00	\$191.88	\$191.88	\$191.88	\$191.88	\$191.88		
1282 Paquette, Ryan N	05/27/2016	142.21		.00	5.57	8.82	2.06	4.69	1.56	.00	119.51
			.00	.00	142.21	142.21	142.21	142.21	142.21		
		\$142.21		\$0.00	\$5.57	\$8.82	\$2.06	\$4.69	\$1.56	\$0.00	\$119.51
			\$0.00	\$0.00	\$142.21	\$142.21	\$142.21	\$142.21	\$142.21		
1335 Park, Griffin M	05/27/2016	142.21		.00	.00	8.82	2.06	3.42	1.04	.00	126.87
			.00	.00	142.21	142.21	142.21	142.21	142.21		
		\$142.21		\$0.00	\$0.00	\$8.82	\$2.06	\$3.42	\$1.04	\$0.00	\$126.87
			\$0.00	\$0.00	\$142.21	\$142.21	\$142.21	\$142.21	\$142.21		
844 Parkes, Christa M	05/27/2016	105.98		.00	1.94	6.56	1.53	3.50	1.16	.00	91.29
			.00	.00	105.98	105.98	105.98	105.98	105.98		
		\$105.98		\$0.00	\$1.94	\$6.56	\$1.53	\$3.50	\$1.16	\$0.00	\$91.29
			\$0.00	\$0.00	\$105.98	\$105.98	\$105.98	\$105.98	\$105.98		



Payroll Register - Board of Park Commissioners

Check Date Range 05/27/16 - 05/27/16

Detail Listing

Employee	Check Date	Gross	Imputed Income	EIC	Federal	FICA	Medicare	State	Other	Deductions	Net Pay
Department Parks - Parks & Recreation											
10000 Pate, Robert E 3304	05/27/2016	119.71		.00	.00	7.42	1.74	2.68	.89	.00	106.98
			.00	.00	119.71	119.71	119.71	119.71	119.71		
		\$119.71		\$0.00	\$0.00	\$7.42	\$1.74	\$2.68	\$0.89	\$0.00	\$106.98
			\$0.00	\$0.00	\$119.71	\$119.71	\$119.71	\$119.71	\$119.71		
729 Pattison, Luke A	05/27/2016	52.61		.00	.00	3.26	.76	1.74	.58	.00	46.27
			.00	.00	52.61	52.61	52.61	52.61	52.61		
		\$52.61		\$0.00	\$0.00	\$3.26	\$0.76	\$1.74	\$0.58	\$0.00	\$46.27
			\$0.00	\$0.00	\$52.61	\$52.61	\$52.61	\$52.61	\$52.61		
366 Pearson, Erik W	05/27/2016	1,261.12		.00	127.68	75.17	17.58	40.01	13.28	53.38	934.02
			.00	.00	1,212.42	1,212.42	1,212.42	1,212.42	1,212.42		
		\$1,261.12		\$0.00	\$127.68	\$75.17	\$17.58	\$40.01	\$13.28	\$53.38	\$934.02
			\$0.00	\$0.00	\$1,212.42	\$1,212.42	\$1,212.42	\$1,212.42	\$1,212.42		
10000 Pedersen, Scott 1021	05/27/2016	1,538.46		.00	119.19	81.32	19.02	42.01	14.36	240.00	1,022.56
			.00	.00	1,311.57	1,311.57	1,311.57	1,311.57	1,311.57		
		\$1,538.46		\$0.00	\$119.19	\$81.32	\$19.02	\$42.01	\$14.36	\$240.00	\$1,022.56
			\$0.00	\$0.00	\$1,311.57	\$1,311.57	\$1,311.57	\$1,311.57	\$1,311.57		
691 Peterson, Dylan S	05/27/2016	436.72		.00	3.86	27.08	6.32	13.14	4.36	.00	381.96
			.00	.00	436.72	436.72	436.72	436.72	436.72		
		\$436.72		\$0.00	\$3.86	\$27.08	\$6.32	\$13.14	\$4.36	\$0.00	\$381.96
			\$0.00	\$0.00	\$436.72	\$436.72	\$436.72	\$436.72	\$436.72		
1269 Potter, Madelyn K	05/27/2016	70.65		.00	.00	4.38	1.02	2.33	.77	.00	62.15
			.00	.00	70.65	70.65	70.65	70.65	70.65		
		\$70.65		\$0.00	\$0.00	\$4.38	\$1.02	\$2.33	\$0.77	\$0.00	\$62.15
			\$0.00	\$0.00	\$70.65	\$70.65	\$70.65	\$70.65	\$70.65		
10000 Prince, Kevin L 0748	05/27/2016	1,555.20		.00	172.47	93.69	21.91	49.86	41.10	82.98	1,093.19
			.00	.00	1,511.04	1,511.04	1,511.04	1,511.04	1,511.04		
		\$1,555.20		\$0.00	\$172.47	\$93.69	\$21.91	\$49.86	\$41.10	\$82.98	\$1,093.19
			\$0.00	\$0.00	\$1,511.04	\$1,511.04	\$1,511.04	\$1,511.04	\$1,511.04		
961 Raburn, Samantha A	05/27/2016	768.44		.00	84.45	47.64	11.14	25.36	8.41	.00	591.44
			.00	.00	768.44	768.44	768.44	768.44	768.44		
		\$768.44		\$0.00	\$84.45	\$47.64	\$11.14	\$25.36	\$8.41	\$0.00	\$591.44
			\$0.00	\$0.00	\$768.44	\$768.44	\$768.44	\$768.44	\$768.44		



Payroll Register - Board of Park Commissioners

Check Date Range 05/27/16 - 05/27/16

Detail Listing

Employee	Check Date	Gross	Imputed Income	EIC	Federal	FICA	Medicare	State	Other	Deductions	Net Pay
Department Parks - Parks & Recreation											
10000 Ramey, Julie A 1710	05/27/2016	2,094.34		.00	169.37	130.30	30.47	59.83	50.36	277.65	1,376.36
			.00	.00	1,851.57	2,101.57	2,101.57	1,851.57	1,851.57		
		\$2,094.34		\$0.00	\$169.37	\$130.30	\$30.47	\$59.83	\$50.36	\$277.65	\$1,376.36
			\$0.00	\$0.00	\$1,851.57	\$2,101.57	\$2,101.57	\$1,851.57	\$1,851.57		
10000 Ramsey, Chris 0975	05/27/2016	61.62		.00	.00	3.83	.89	2.03	.67	.00	54.20
			.00	.00	61.62	61.62	61.62	61.62	61.62		
		\$61.62		\$0.00	\$0.00	\$3.83	\$0.89	\$2.03	\$0.67	\$0.00	\$54.20
			\$0.00	\$0.00	\$61.62	\$61.62	\$61.62	\$61.62	\$61.62		
10000 Ream, William J 3618	05/27/2016	1,629.83		.00	183.18	98.10	22.94	50.95	16.91	53.05	1,204.70
			.00	.00	1,582.40	1,582.40	1,582.40	1,582.40	1,582.40		
		\$1,629.83		\$0.00	\$183.18	\$98.10	\$22.94	\$50.95	\$16.91	\$53.05	\$1,204.70
			\$0.00	\$0.00	\$1,582.40	\$1,582.40	\$1,582.40	\$1,582.40	\$1,582.40		
732 Reed, Hana M	05/27/2016	163.33		.00	.00	10.13	2.38	5.39	2.55	.00	142.88
			.00	.00	163.33	163.33	163.33	163.33	163.33		
		\$163.33		\$0.00	\$0.00	\$10.13	\$2.38	\$5.39	\$2.55	\$0.00	\$142.88
			\$0.00	\$0.00	\$163.33	\$163.33	\$163.33	\$163.33	\$163.33		
10000 Retzlaff, Carl D 0406	05/27/2016	1,643.20		.00	149.11	86.43	20.21	46.00	17.43	269.15	1,054.87
			.00	.00	1,394.05	1,394.05	1,394.05	1,394.05	1,394.05		
		\$1,643.20		\$0.00	\$149.11	\$86.43	\$20.21	\$46.00	\$17.43	\$269.15	\$1,054.87
			\$0.00	\$0.00	\$1,394.05	\$1,394.05	\$1,394.05	\$1,394.05	\$1,394.05		
10000 Richardson, James B 3209	05/27/2016	1,416.80		.00	158.03	85.65	20.03	49.32	24.71	44.26	1,034.80
			.00	.00	1,381.39	1,381.39	1,381.39	1,381.39	1,381.39		
		\$1,416.80		\$0.00	\$158.03	\$85.65	\$20.03	\$49.32	\$24.71	\$44.26	\$1,034.80
			\$0.00	\$0.00	\$1,381.39	\$1,381.39	\$1,381.39	\$1,381.39	\$1,381.39		
10000 Robertson, Dennis 0632	05/27/2016	1,634.40		.00	185.16	101.34	23.70	53.94	20.43	47.30	1,202.53
			.00	.00	1,634.40	1,634.40	1,634.40	1,634.40	1,634.40		
		\$1,634.40		\$0.00	\$185.16	\$101.34	\$23.70	\$53.94	\$20.43	\$47.30	\$1,202.53
			\$0.00	\$0.00	\$1,634.40	\$1,634.40	\$1,634.40	\$1,634.40	\$1,634.40		



Payroll Register - Board of Park Commissioners

Check Date Range 05/27/16 - 05/27/16

Detail Listing

Employee	Check Date	Gross	Imputed Income	EIC	Federal	FICA	Medicare	State	Other	Deductions	Net Pay
Department Parks - Parks & Recreation											
1229 Robinson, Al R Jr	05/27/2016	338.60		.00	.00	20.99	4.91	11.17	3.71	.00	297.82
			.00	.00	338.60	338.60	338.60	338.60	338.60		
		\$338.60	\$0.00	\$0.00	\$0.00	\$20.99	\$4.91	\$11.17	\$3.71	\$0.00	\$297.82
1321 Roganovich, Donald B	05/27/2016	583.22		.00	56.67	36.16	8.46	19.25	6.39	.00	456.29
			.00	.00	583.22	583.22	583.22	583.22	583.22		
		\$583.22	\$0.00	\$0.00	\$56.67	\$36.16	\$8.46	\$19.25	\$6.39	\$0.00	\$456.29
1051 Roll, Taryn R	05/27/2016	142.21		.00	5.57	8.82	2.06	4.69	1.56	.00	119.51
			.00	.00	142.21	142.21	142.21	142.21	142.21		
		\$142.21	\$0.00	\$0.00	\$5.57	\$8.82	\$2.06	\$4.69	\$1.56	\$0.00	\$119.51
10000 Rollins, Nancy J 1154	05/27/2016	919.84		.00	107.16	57.02	13.33	30.35	11.50	.00	700.48
			.00	.00	919.84	919.84	919.84	919.84	919.84		
		\$919.84	\$0.00	\$0.00	\$107.16	\$57.02	\$13.33	\$30.35	\$11.50	\$0.00	\$700.48
10000 Ruble, Dareal W 2196	05/27/2016	694.79		.00	50.04	43.08	10.07	21.66	7.19	186.00	376.75
			.00	.00	694.79	694.79	694.79	694.79	694.79		
		\$694.79	\$0.00	\$0.00	\$50.04	\$43.08	\$10.07	\$21.66	\$7.19	\$186.00	\$376.75
690 Salisbury, James D	05/27/2016	1,416.81		.00	15.82	88.15	20.62	43.11	14.30	36.84	1,197.97
			.00	.00	1,421.70	1,421.70	1,421.70	1,421.70	1,421.70		
		\$1,416.81	\$0.00	\$0.00	\$15.82	\$88.15	\$20.62	\$43.11	\$14.30	\$36.84	\$1,197.97
650 Saunders, Kelcey D	05/27/2016	196.96		.00	11.04	12.21	2.85	5.23	2.16	.00	163.47
			.00	.00	196.96	196.96	196.96	196.96	196.96		
		\$196.96	\$0.00	\$0.00	\$11.04	\$12.21	\$2.85	\$5.23	\$2.16	\$0.00	\$163.47
1283 Schaeffer, Lucille G	05/27/2016	70.65		.00	.00	4.38	1.02	2.33	.95	.00	61.97
			.00	.00	70.65	70.65	70.65	70.65	70.65		
		\$70.65	\$0.00	\$0.00	\$0.00	\$4.38	\$1.02	\$2.33	\$0.95	\$0.00	\$61.97
			\$0.00	\$0.00	\$70.65	\$70.65	\$70.65	\$70.65	\$70.65		



Payroll Register - Board of Park Commissioners

Check Date Range 05/27/16 - 05/27/16

Detail Listing

Employee	Check Date	Gross	Imputed Income	EIC	Federal	FICA	Medicare	State	Other	Deductions	Net Pay
Department Parks - Parks & Recreation											
1317 Scheid, Jane M	05/27/2016	142.21		.00	5.57	8.82	2.06	4.69	1.56	.00	119.51
			.00	.00	142.21	142.21	142.21	142.21	142.21		
		\$142.21	\$0.00	\$0.00	\$5.57	\$8.82	\$2.06	\$4.69	\$1.56	\$0.00	\$119.51
553 Scholtz, Emily L	05/27/2016	342.40		.00	10.01	21.23	4.97	10.03	3.33	.00	292.83
			.00	.00	342.40	342.40	342.40	342.40	342.40		
		\$342.40	\$0.00	\$0.00	\$10.01	\$21.23	\$4.97	\$10.03	\$3.33	\$0.00	\$292.83
1057 Schulte, Joshua K	05/27/2016	76.41		.00	.00	4.74	1.11	2.52	.84	.00	67.20
			.00	.00	76.41	76.41	76.41	76.41	76.41		
		\$76.41	\$0.00	\$0.00	\$0.00	\$4.74	\$1.11	\$2.52	\$0.84	\$0.00	\$67.20
10000 Schwartz, Megan M 3460	05/27/2016	1,571.41		.00	174.91	94.70	22.14	50.40	16.72	55.79	1,156.75
			.00	.00	1,527.30	1,527.30	1,527.30	1,527.30	1,527.30		
		\$1,571.41	\$0.00	\$0.00	\$174.91	\$94.70	\$22.14	\$50.40	\$16.72	\$55.79	\$1,156.75
1351 Schwedland, Erik V	05/27/2016	60.84		.00	.00	3.77	.88	2.01	.67	.00	53.51
			.00	.00	60.84	60.84	60.84	60.84	60.84		
		\$60.84	\$0.00	\$0.00	\$0.00	\$3.77	\$0.88	\$2.01	\$0.67	\$0.00	\$53.51
10000 Serriere, Jean-Luc 1427	05/27/2016	930.00		.00	61.95	57.66	13.49	29.42	9.76	.00	757.72
			.00	.00	930.00	930.00	930.00	930.00	930.00		
		\$930.00	\$0.00	\$0.00	\$61.95	\$57.66	\$13.49	\$29.42	\$9.76	\$0.00	\$757.72
1012 Sherwood, Tabitha J	05/27/2016	72.17		.00	.00	4.47	1.05	2.38	.90	.00	63.37
			.00	.00	72.17	72.17	72.17	72.17	72.17		
		\$72.17	\$0.00	\$0.00	\$0.00	\$4.47	\$1.05	\$2.38	\$0.90	\$0.00	\$63.37
10000 Shoufler, Teddie L 2876	05/27/2016	94.20		.00	.00	5.84	1.37	1.84	.61	.00	84.54
			.00	.00	94.20	94.20	94.20	94.20	94.20		
		\$94.20	\$0.00	\$0.00	\$0.00	\$5.84	\$1.37	\$1.84	\$0.61	\$0.00	\$84.54



Payroll Register - Board of Park Commissioners

Check Date Range 05/27/16 - 05/27/16

Detail Listing

Employee	Check Date	Gross	Imputed Income	EIC	Federal	FICA	Medicare	State	Other	Deductions	Net Pay
Department Parks - Parks & Recreation											
10000 Shrake, Amy M 2028	05/27/2016	1,710.50		.00	191.49	93.75	21.92	48.91	16.23	271.59	1,066.61
			.00	.00	1,482.06	1,512.06	1,512.06	1,482.06	1,482.06		
		\$1,710.50		\$0.00	\$191.49	\$93.75	\$21.92	\$48.91	\$16.23	\$271.59	\$1,066.61
			\$0.00	\$0.00	\$1,482.06	\$1,512.06	\$1,512.06	\$1,482.06	\$1,482.06		
1241 Shuler, Benjamin L	05/27/2016	415.01		.00	37.85	25.73	6.02	14.70	4.15	.00	326.56
			.00	.00	415.01	415.01	415.01	415.01	415.01		
		\$415.01		\$0.00	\$37.85	\$25.73	\$6.02	\$14.70	\$4.15	\$0.00	\$326.56
			\$0.00	\$0.00	\$415.01	\$415.01	\$415.01	\$415.01	\$415.01		
400 Silvers, Madison A	05/27/2016	116.66		.00	3.01	7.23	1.69	3.85	1.28	.00	99.60
			.00	.00	116.66	116.66	116.66	116.66	116.66		
		\$116.66		\$0.00	\$3.01	\$7.23	\$1.69	\$3.85	\$1.28	\$0.00	\$99.60
			\$0.00	\$0.00	\$116.66	\$116.66	\$116.66	\$116.66	\$116.66		
10000 Sims, Jason 2630	05/27/2016	1,542.83		.00	105.49	88.39	20.67	45.78	15.19	125.74	1,141.57
			.00	.00	1,425.71	1,425.71	1,425.71	1,425.71	1,425.71		
		\$1,542.83		\$0.00	\$105.49	\$88.39	\$20.67	\$45.78	\$15.19	\$125.74	\$1,141.57
			\$0.00	\$0.00	\$1,425.71	\$1,425.71	\$1,425.71	\$1,425.71	\$1,425.71		
648 Skinner, Douglas L	05/27/2016	140.40		.00	15.39	8.69	2.04	3.36	1.54	.00	109.38
			.00	.00	140.40	140.40	140.40	140.40	140.40		
		\$140.40		\$0.00	\$15.39	\$8.69	\$2.04	\$3.36	\$1.54	\$0.00	\$109.38
			\$0.00	\$0.00	\$140.40	\$140.40	\$140.40	\$140.40	\$140.40		
1299 Slothower, Peter E	05/27/2016	747.00		.00	57.87	46.31	10.83	23.38	7.76	.00	600.85
			.00	.00	747.00	747.00	747.00	747.00	747.00		
		\$747.00		\$0.00	\$57.87	\$46.31	\$10.83	\$23.38	\$7.76	\$0.00	\$600.85
			\$0.00	\$0.00	\$747.00	\$747.00	\$747.00	\$747.00	\$747.00		
1172 Smith, Chrisjaan L	05/27/2016	379.45		.00	13.71	23.53	5.50	11.25	3.73	.00	321.73
			.00	.00	379.45	379.45	379.45	379.45	379.45		
		\$379.45		\$0.00	\$13.71	\$23.53	\$5.50	\$11.25	\$3.73	\$0.00	\$321.73
			\$0.00	\$0.00	\$379.45	\$379.45	\$379.45	\$379.45	\$379.45		
34 Smith, Christopher L	05/27/2016	1,053.50		.00	103.84	65.32	15.28	33.50	11.11	188.00	636.45
			.00	.00	1,053.50	1,053.50	1,053.50	1,053.50	1,053.50		
		\$1,053.50		\$0.00	\$103.84	\$65.32	\$15.28	\$33.50	\$11.11	\$188.00	\$636.45
			\$0.00	\$0.00	\$1,053.50	\$1,053.50	\$1,053.50	\$1,053.50	\$1,053.50		



Payroll Register - Board of Park Commissioners

Check Date Range 05/27/16 - 05/27/16

Detail Listing

Employee	Check Date	Gross	Imputed Income	EIC	Federal	FICA	Medicare	State	Other	Deductions	Net Pay
Department Parks - Parks & Recreation											
685 Smith, Haskell D	05/27/2016	1,416.81		.00	153.56	85.88	20.08	44.43	14.74	55.07	1,043.05
			.00	.00	1,384.92	1,384.92	1,384.92	1,384.92	1,384.92		
		\$1,416.81	\$0.00	\$0.00	\$153.56	\$85.88	\$20.08	\$44.43	\$14.74	\$55.07	\$1,043.05
686 Snyder, Justin M	05/27/2016	891.82		.00	102.96	55.29	12.93	29.43	15.61	.00	675.60
			.00	.00	891.82	891.82	891.82	891.82	891.82		
		\$891.82	\$0.00	\$0.00	\$102.96	\$55.29	\$12.93	\$29.43	\$15.61	\$0.00	\$675.60
451 Sparks, Joanna L	05/27/2016	1,608.47		.00	183.11	98.08	22.94	50.94	36.97	39.71	1,176.72
			.00	.00	1,581.96	1,581.96	1,581.96	1,581.96	1,581.96		
		\$1,608.47	\$0.00	\$0.00	\$183.11	\$98.08	\$22.94	\$50.94	\$36.97	\$39.71	\$1,176.72
159 Staton, Michael D	05/27/2016	30.00		.00	.00	1.86	.44	.99	.33	.00	26.38
			.00	.00	30.00	30.00	30.00	30.00	30.00		
		\$30.00	\$0.00	\$0.00	\$0.00	\$1.86	\$0.44	\$0.99	\$0.33	\$0.00	\$26.38
1291 Stephens, Kennedy T	05/27/2016	150.70		.00	6.42	9.34	2.19	4.97	1.65	.00	126.13
			.00	.00	150.70	150.70	150.70	150.70	150.70		
		\$150.70	\$0.00	\$0.00	\$6.42	\$9.34	\$2.19	\$4.97	\$1.65	\$0.00	\$126.13
10000 Sterner, Mark 0466	05/27/2016	2,208.61		.00	206.74	122.87	28.73	64.18	21.30	274.10	1,490.69
			.00	.00	1,944.96	1,981.72	1,981.72	1,944.96	1,944.96		
		\$2,208.61	\$0.00	\$0.00	\$206.74	\$122.87	\$28.73	\$64.18	\$21.30	\$274.10	\$1,490.69
1292 Stewart, Savannah F	05/27/2016	142.21		.00	5.57	8.82	2.06	4.69	1.56	.00	119.51
			.00	.00	142.21	142.21	142.21	142.21	142.21		
		\$142.21	\$0.00	\$0.00	\$5.57	\$8.82	\$2.06	\$4.69	\$1.56	\$0.00	\$119.51
756 Stierwalt, Angie D	05/27/2016	378.99		.00	29.25	23.50	5.50	12.51	4.15	.00	304.08
			.00	.00	378.99	378.99	378.99	378.99	378.99		
		\$378.99	\$0.00	\$0.00	\$29.25	\$23.50	\$5.50	\$12.51	\$4.15	\$0.00	\$304.08



Payroll Register - Board of Park Commissioners

Check Date Range 05/27/16 - 05/27/16

Detail Listing

Employee	Check Date	Gross	Imputed Income	EIC	Federal	FICA	Medicare	State	Other	Deductions	Net Pay
Department Parks - Parks & Recreation											
1300 Stroud, Michael C	05/27/2016	283.50		.00	19.70	17.58	4.11	9.36	3.10	.00	229.65
			.00	.00	283.50	283.50	283.50	283.50	283.50		
		\$283.50	\$0.00	\$0.00	\$19.70	\$17.58	\$4.11	\$9.36	\$3.10	\$0.00	\$229.65
10000 Sturgeon, Tyler 3679	05/27/2016	832.20		.00	70.65	51.59	12.07	27.46	9.11	.00	661.32
			.00	.00	832.20	832.20	832.20	832.20	832.20		
		\$832.20	\$0.00	\$0.00	\$70.65	\$51.59	\$12.07	\$27.46	\$9.11	\$0.00	\$661.32
			\$0.00	\$0.00	\$832.20	\$832.20	\$832.20	\$832.20	\$832.20		
1293 Sweazey, Haley E	05/27/2016	94.20		.00	.00	5.84	1.37	3.11	1.03	.00	82.85
			.00	.00	94.20	94.20	94.20	94.20	94.20		
		\$94.20	\$0.00	\$0.00	\$0.00	\$5.84	\$1.37	\$3.11	\$1.03	\$0.00	\$82.85
			\$0.00	\$0.00	\$94.20	\$94.20	\$94.20	\$94.20	\$94.20		
1318 Sweeney, Joseph M	05/27/2016	74.29		.00	.00	4.61	1.08	2.45	.81	.00	65.34
			.00	.00	74.29	74.29	74.29	74.29	74.29		
		\$74.29	\$0.00	\$0.00	\$0.00	\$4.61	\$1.08	\$2.45	\$0.81	\$0.00	\$65.34
			\$0.00	\$0.00	\$74.29	\$74.29	\$74.29	\$74.29	\$74.29		
954 Tamewitz, Joseph E	05/27/2016	135.41		.00	.00	8.40	1.96	3.20	1.06	.00	120.79
			.00	.00	135.41	135.41	135.41	135.41	135.41		
		\$135.41	\$0.00	\$0.00	\$0.00	\$8.40	\$1.96	\$3.20	\$1.06	\$0.00	\$120.79
			\$0.00	\$0.00	\$135.41	\$135.41	\$135.41	\$135.41	\$135.41		
1271 Taylor, Claire E	05/27/2016	135.84		.00	4.93	8.42	1.97	4.48	1.49	.00	114.55
			.00	.00	135.84	135.84	135.84	135.84	135.84		
		\$135.84	\$0.00	\$0.00	\$4.93	\$8.42	\$1.97	\$4.48	\$1.49	\$0.00	\$114.55
			\$0.00	\$0.00	\$135.84	\$135.84	\$135.84	\$135.84	\$135.84		
675 Teague, Grant T	05/27/2016	307.40		.00	22.09	19.06	4.45	10.14	3.37	.00	248.29
			.00	.00	307.40	307.40	307.40	307.40	307.40		
		\$307.40	\$0.00	\$0.00	\$22.09	\$19.06	\$4.45	\$10.14	\$3.37	\$0.00	\$248.29
			\$0.00	\$0.00	\$307.40	\$307.40	\$307.40	\$307.40	\$307.40		
79 Thomas, Terrance T	05/27/2016	1,261.46		.00	150.44	74.92	17.52	38.61	13.23	53.05	913.69
			.00	.00	1,208.41	1,208.41	1,208.41	1,208.41	1,208.41		
		\$1,261.46	\$0.00	\$0.00	\$150.44	\$74.92	\$17.52	\$38.61	\$13.23	\$53.05	\$913.69
			\$0.00	\$0.00	\$1,208.41	\$1,208.41	\$1,208.41	\$1,208.41	\$1,208.41		



Payroll Register - Board of Park Commissioners

Check Date Range 05/27/16 - 05/27/16

Detail Listing

Employee	Check Date	Gross	Imputed Income	EIC	Federal	FICA	Medicare	State	Other	Deductions	Net Pay
Department Parks - Parks & Recreation											
1041 Thompson, Ethan R	05/27/2016	109.62		.00	.00	6.80	1.59	2.35	.78	.00	98.10
			.00	.00	109.62	109.62	109.62	109.62	109.62		
		\$109.62	\$0.00	\$0.00	\$0.00	\$6.80	\$1.59	\$2.35	\$0.78	\$0.00	\$98.10
			\$0.00	\$0.00	\$109.62	\$109.62	\$109.62	\$109.62	\$109.62		
1342 Thompson, Forrest E	05/27/2016	596.19		.00	58.61	36.96	8.64	19.67	6.53	.00	465.78
			.00	.00	596.19	596.19	596.19	596.19	596.19		
		\$596.19	\$0.00	\$0.00	\$58.61	\$36.96	\$8.64	\$19.67	\$6.53	\$0.00	\$465.78
			\$0.00	\$0.00	\$596.19	\$596.19	\$596.19	\$596.19	\$596.19		
10000 Thrasher, Mark 0482	05/27/2016	2,001.55		.00	265.63	121.23	28.35	63.26	20.99	53.05	1,449.04
			.00	.00	1,955.41	1,955.41	1,955.41	1,955.41	1,955.41		
		\$2,001.55	\$0.00	\$0.00	\$265.63	\$121.23	\$28.35	\$63.26	\$20.99	\$53.05	\$1,449.04
			\$0.00	\$0.00	\$1,955.41	\$1,955.41	\$1,955.41	\$1,955.41	\$1,955.41		
10000 Tompkins, Elizabeth A 2646	05/27/2016	1,608.38		.00	168.24	91.93	21.50	57.11	15.82	130.33	1,123.45
			.00	.00	1,482.82	1,482.82	1,482.82	1,482.82	1,482.82		
		\$1,608.38	\$0.00	\$0.00	\$168.24	\$91.93	\$21.50	\$57.11	\$15.82	\$130.33	\$1,123.45
			\$0.00	\$0.00	\$1,482.82	\$1,482.82	\$1,482.82	\$1,482.82	\$1,482.82		
886 Tucker, Tiera K	05/27/2016	167.50		.00	8.10	10.39	2.43	4.26	1.41	.00	140.91
			.00	.00	167.50	167.50	167.50	167.50	167.50		
		\$167.50	\$0.00	\$0.00	\$8.10	\$10.39	\$2.43	\$4.26	\$1.41	\$0.00	\$140.91
			\$0.00	\$0.00	\$167.50	\$167.50	\$167.50	\$167.50	\$167.50		
10000 Turnbull, John D 0489	05/27/2016	2,474.41		.00	248.86	146.36	34.23	72.51	24.06	238.76	1,709.63
			.00	.00	2,235.65	2,360.65	2,360.65	2,235.65	2,235.65		
		\$2,474.41	\$0.00	\$0.00	\$248.86	\$146.36	\$34.23	\$72.51	\$24.06	\$238.76	\$1,709.63
			\$0.00	\$0.00	\$2,235.65	\$2,360.65	\$2,360.65	\$2,235.65	\$2,235.65		
10000 Turpin, Robbie J 0490	05/27/2016	1,699.20		.00	253.72	102.42	23.96	64.52	18.09	73.05	1,163.44
			.00	.00	1,652.01	1,652.01	1,652.01	1,652.01	1,652.01		
		\$1,699.20	\$0.00	\$0.00	\$253.72	\$102.42	\$23.96	\$64.52	\$18.09	\$73.05	\$1,163.44
			\$0.00	\$0.00	\$1,652.01	\$1,652.01	\$1,652.01	\$1,652.01	\$1,652.01		



Payroll Register - Board of Park Commissioners

Check Date Range 05/27/16 - 05/27/16

Detail Listing

Employee	Check Date	Gross	Imputed Income	EIC	Federal	FICA	Medicare	State	Other	Deductions	Net Pay
Department Parks - Parks & Recreation											
10000 Tuttle, Angela D 0491	05/27/2016	1,981.86		.00	191.16	120.01	28.07	53.98	17.91	370.87	1,199.86
			.00	.00	1,635.65	1,935.65	1,935.65	1,635.65	1,635.65		
		\$1,981.86		\$0.00	\$191.16	\$120.01	\$28.07	\$53.98	\$17.91	\$370.87	\$1,199.86
			\$0.00	\$0.00	\$1,635.65	\$1,935.65	\$1,935.65	\$1,635.65	\$1,635.65		
1340 Uhl, Trevor M	05/27/2016	154.94		.00	.00	9.61	2.25	3.84	1.75	.00	137.49
			.00	.00	154.94	154.94	154.94	154.94	154.94		
		\$154.94		\$0.00	\$0.00	\$9.61	\$2.25	\$3.84	\$1.75	\$0.00	\$137.49
			\$0.00	\$0.00	\$154.94	\$154.94	\$154.94	\$154.94	\$154.94		
1258 Umphress, Cody A	05/27/2016	322.92		.00	.00	20.02	4.69	9.39	3.12	.00	285.70
			.00	.00	322.92	322.92	322.92	322.92	322.92		
		\$322.92		\$0.00	\$0.00	\$20.02	\$4.69	\$9.39	\$3.12	\$0.00	\$285.70
			\$0.00	\$0.00	\$322.92	\$322.92	\$322.92	\$322.92	\$322.92		
1245 Varriano, Natalie A	05/27/2016	358.75		.00	27.22	22.24	5.20	11.84	3.93	.00	288.32
			.00	.00	358.75	358.75	358.75	358.75	358.75		
		\$358.75		\$0.00	\$27.22	\$22.24	\$5.20	\$11.84	\$3.93	\$0.00	\$288.32
			\$0.00	\$0.00	\$358.75	\$358.75	\$358.75	\$358.75	\$358.75		
10000 Veldman, Marcia 0495	05/27/2016	1,307.50		.00	129.63	75.98	17.77	39.17	13.00	88.65	943.30
			.00	.00	1,225.40	1,225.40	1,225.40	1,225.40	1,225.40		
		\$1,307.50		\$0.00	\$129.63	\$75.98	\$17.77	\$39.17	\$13.00	\$88.65	\$943.30
			\$0.00	\$0.00	\$1,225.40	\$1,225.40	\$1,225.40	\$1,225.40	\$1,225.40		
600 Wahl, Jordan J	05/27/2016	601.63		.00	59.43	37.30	8.71	19.85	6.59	.00	469.75
			.00	.00	601.63	601.63	601.63	601.63	601.63		
		\$601.63		\$0.00	\$59.43	\$37.30	\$8.71	\$19.85	\$6.59	\$0.00	\$469.75
			\$0.00	\$0.00	\$601.63	\$601.63	\$601.63	\$601.63	\$601.63		
795 Ward, Leorance	05/27/2016	465.12		.00	38.95	28.84	6.74	15.35	5.09	.00	370.15
			.00	.00	465.12	465.12	465.12	465.12	465.12		
		\$465.12		\$0.00	\$38.95	\$28.84	\$6.74	\$15.35	\$5.09	\$0.00	\$370.15
			\$0.00	\$0.00	\$465.12	\$465.12	\$465.12	\$465.12	\$465.12		
1081 Welp, Adrienne N	05/27/2016	223.73		.00	13.72	13.86	3.24	7.38	2.45	.00	183.08
			.00	.00	223.73	223.73	223.73	223.73	223.73		
		\$223.73		\$0.00	\$13.72	\$13.86	\$3.24	\$7.38	\$2.45	\$0.00	\$183.08
			\$0.00	\$0.00	\$223.73	\$223.73	\$223.73	\$223.73	\$223.73		



Payroll Register - Board of Park Commissioners

Check Date Range 05/27/16 - 05/27/16

Detail Listing

Employee	Check Date	Gross	Imputed Income	EIC	Federal	FICA	Medicare	State	Other	Deductions	Net Pay
Department Parks - Parks & Recreation											
1260 Whitacre, Brandon M	05/27/2016	706.64		.00	51.81	43.81	10.25	22.05	7.32	.00	571.40
			.00	.00	706.64	706.64	706.64	706.64	706.64		
		\$706.64	\$0.00	\$0.00	\$51.81	\$43.81	\$10.25	\$22.05	\$7.32	\$0.00	\$571.40
10000 Wieckert, Dianne 1131	05/27/2016	424.30		.00	18.20	26.31	6.15	12.73	4.23	.00	356.68
			.00	.00	424.30	424.30	424.30	424.30	424.30		
		\$424.30	\$0.00	\$0.00	\$18.20	\$26.31	\$6.15	\$12.73	\$4.23	\$0.00	\$356.68
			\$0.00	\$0.00	\$424.30	\$424.30	\$424.30	\$424.30	\$424.30		
1259 Wildt, Jordan A	05/27/2016	346.32		.00	25.98	21.47	5.02	11.43	3.46	.00	278.96
			.00	.00	346.32	346.32	346.32	346.32	346.32		
		\$346.32	\$0.00	\$0.00	\$25.98	\$21.47	\$5.02	\$11.43	\$3.46	\$0.00	\$278.96
			\$0.00	\$0.00	\$346.32	\$346.32	\$346.32	\$346.32	\$346.32		
10000 Williams, Angela D 2870	05/27/2016	86.36		.00	.00	5.35	1.25	1.58	.52	.00	77.66
			.00	.00	86.36	86.36	86.36	86.36	86.36		
		\$86.36	\$0.00	\$0.00	\$0.00	\$5.35	\$1.25	\$1.58	\$0.52	\$0.00	\$77.66
			\$0.00	\$0.00	\$86.36	\$86.36	\$86.36	\$86.36	\$86.36		
1270 Williams, Audrey E	05/27/2016	94.20		.00	.77	5.84	1.37	3.11	1.03	.00	82.08
			.00	.00	94.20	94.20	94.20	94.20	94.20		
		\$94.20	\$0.00	\$0.00	\$0.77	\$5.84	\$1.37	\$3.11	\$1.03	\$0.00	\$82.08
			\$0.00	\$0.00	\$94.20	\$94.20	\$94.20	\$94.20	\$94.20		
10000 Williams, David K 0517	05/27/2016	2,892.62		.00	299.14	168.08	39.31	83.24	27.62	347.67	1,927.56
			.00	.00	2,560.95	2,710.95	2,710.95	2,560.95	2,560.95		
		\$2,892.62	\$0.00	\$0.00	\$299.14	\$168.08	\$39.31	\$83.24	\$27.62	\$347.67	\$1,927.56
			\$0.00	\$0.00	\$2,560.95	\$2,710.95	\$2,710.95	\$2,560.95	\$2,560.95		
1033 Williams, Emily M	05/27/2016	278.40		.00	19.19	17.26	4.04	9.19	3.05	.00	225.67
			.00	.00	278.40	278.40	278.40	278.40	278.40		
		\$278.40	\$0.00	\$0.00	\$19.19	\$17.26	\$4.04	\$9.19	\$3.05	\$0.00	\$225.67
			\$0.00	\$0.00	\$278.40	\$278.40	\$278.40	\$278.40	\$278.40		
10000 Williamson, Brett 3667	05/27/2016	489.98		.00	.00	30.37	7.10	12.36	4.10	.00	436.05
			.00	.00	489.98	489.98	489.98	489.98	489.98		
		\$489.98	\$0.00	\$0.00	\$0.00	\$30.37	\$7.10	\$12.36	\$4.10	\$0.00	\$436.05
			\$0.00	\$0.00	\$489.98	\$489.98	\$489.98	\$489.98	\$489.98		



Payroll Register - Board of Park Commissioners

Check Date Range 05/27/16 - 05/27/16

Detail Listing

Employee	Check Date	Gross	Imputed Income	EIC	Federal	FICA	Medicare	State	Other	Deductions	Net Pay
Department Parks - Parks & Recreation											
57 Wilson, Matthew R	05/27/2016	788.12		.00	87.40	48.87	11.43	26.01	8.63	.00	605.78
			.00	.00	788.12	788.12	788.12	788.12	788.12		
		\$788.12	\$0.00	\$0.00	\$87.40	\$48.87	\$11.43	\$26.01	\$8.63	\$0.00	\$605.78
1201 Woodward, Amery E	05/27/2016	215.88		.00	.00	13.38	3.13	5.86	1.94	.00	191.57
			.00	.00	215.88	215.88	215.88	215.88	215.88		
		\$215.88	\$0.00	\$0.00	\$0.00	\$13.38	\$3.13	\$5.86	\$1.94	\$0.00	\$191.57
463 Wooten, Nicole C	05/27/2016	1,538.46		.00	174.73	91.66	21.44	45.22	15.00	172.73	1,017.68
			.00	.00	1,370.29	1,478.29	1,478.29	1,370.29	1,370.29		
		\$1,538.46	\$0.00	\$0.00	\$174.73	\$91.66	\$21.44	\$45.22	\$15.00	\$172.73	\$1,017.68
866 Yates, Sophia E	05/27/2016	105.98		.00	1.94	6.57	1.53	3.50	1.16	.00	91.28
			.00	.00	105.98	105.98	105.98	105.98	105.98		
		\$105.98	\$0.00	\$0.00	\$1.94	\$6.57	\$1.53	\$3.50	\$1.16	\$0.00	\$91.28
			\$0.00	\$0.00	\$105.98	\$105.98	\$105.98	\$105.98	\$105.98		
Department Parks - Parks & Recreation		\$152,251.53		\$0.00	\$12,596.34	\$9,123.98	\$2,133.78	\$4,818.21	\$1,735.07	\$8,783.51	\$113,060.64
			\$0.00	\$0.00	\$145,616.65	\$147,160.41	\$147,160.41	\$145,616.65	\$145,616.65		
Grand Totals		\$152,251.53		\$0.00	\$12,596.34	\$9,123.98	\$2,133.78	\$4,818.21	\$1,735.07	\$8,783.51	\$113,060.64
			\$0.00	\$0.00	\$145,616.65	\$147,160.41	\$147,160.41	\$145,616.65	\$145,616.65		

***** Multiple Taxes or Deductions Exist.



Payroll Register - Board of Park Commissioners

Check Date Range 06/10/16 - 06/10/16

Detail Listing

Employee	Check Date	Gross	Imputed Income	EIC	Federal	FICA	Medicare	State	Other	Deductions	Net Pay
Department Parks - Parks & Recreation											
1035 Adams, Austin M	06/10/2016	190.82		.00	10.43	11.83	2.77	6.30	3.34	.00	156.15
			.00	.00	190.82	190.82	190.82	190.82	190.82		
		\$190.82	\$0.00	\$0.00	\$10.43	\$11.83	\$2.77	\$6.30	\$3.34	\$0.00	\$156.15
1284 Adams, Kristen	06/10/2016	170.74		.00	8.42	10.59	2.48	5.63	1.87	.00	141.75
			.00	.00	170.74	170.74	170.74	170.74	170.74		
		\$170.74	\$0.00	\$0.00	\$8.42	\$10.59	\$2.48	\$5.63	\$1.87	\$0.00	\$141.75
157 Adams, Lacy N	06/10/2016	119.52		.00	3.30	7.41	1.73	3.94	1.31	.00	101.83
			.00	.00	119.52	119.52	119.52	119.52	119.52		
		\$119.52	\$0.00	\$0.00	\$3.30	\$7.41	\$1.73	\$3.94	\$1.31	\$0.00	\$101.83
1301 Anderson, Quinn K	06/10/2016	94.21		.00	.77	5.84	1.37	3.11	1.03	.00	82.09
			.00	.00	94.21	94.21	94.21	94.21	94.21		
		\$94.21	\$0.00	\$0.00	\$0.77	\$5.84	\$1.37	\$3.11	\$1.03	\$0.00	\$82.09
292 Anglemyer, Wilson S	06/10/2016	651.54		.00	66.91	40.40	9.45	21.50	7.13	.00	506.15
			.00	.00	651.54	651.54	651.54	651.54	651.54		
		\$651.54	\$0.00	\$0.00	\$66.91	\$40.40	\$9.45	\$21.50	\$7.13	\$0.00	\$506.15
1345 Armstrong, Krista JR	06/10/2016	451.38		.00	36.89	27.99	6.55	14.90	4.94	.00	360.11
			.00	.00	451.38	451.38	451.38	451.38	451.38		
		\$451.38	\$0.00	\$0.00	\$36.89	\$27.99	\$6.55	\$14.90	\$4.94	\$0.00	\$360.11
1302 Ashley, Megan R	06/10/2016	220.74		.00	13.42	13.69	3.20	7.28	2.21	.00	180.94
			.00	.00	220.74	220.74	220.74	220.74	220.74		
		\$220.74	\$0.00	\$0.00	\$13.42	\$13.69	\$3.20	\$7.28	\$2.21	\$0.00	\$180.94
1015 Ayers, Kendall D	06/10/2016	369.31		.00	.00	22.90	5.35	12.19	1.85	.00	327.02
			.00	.00	369.31	369.31	369.31	369.31	369.31		
		\$369.31	\$0.00	\$0.00	\$0.00	\$22.90	\$5.35	\$12.19	\$1.85	\$0.00	\$327.02



Payroll Register - Board of Park Commissioners

Check Date Range 06/10/16 - 06/10/16

Detail Listing

Employee	Check Date	Gross	Imputed Income	EIC	Federal	FICA	Medicare	State	Other	Deductions	Net Pay
Department Parks - Parks & Recreation											
1303 Bailey, Caleb G	06/10/2016	171.92		.00	8.54	10.66	2.49	5.67	1.88	.00	142.68
			.00	.00	171.92	171.92	171.92	171.92	171.92		
		\$171.92		\$0.00	\$8.54	\$10.66	\$2.49	\$5.67	\$1.88	\$0.00	\$142.68
			\$0.00	\$0.00	\$171.92	\$171.92	\$171.92	\$171.92	\$171.92		
990 Baker, Sean M	06/10/2016	454.80		.00	21.25	28.20	6.59	15.01	4.98	.00	378.77
			.00	.00	454.80	454.80	454.80	454.80	454.80		
		\$454.80		\$0.00	\$21.25	\$28.20	\$6.59	\$15.01	\$4.98	\$0.00	\$378.77
			\$0.00	\$0.00	\$454.80	\$454.80	\$454.80	\$454.80	\$454.80		
823 Balaban, Hope M	06/10/2016	155.85		.00	6.93	9.67	2.27	5.14	1.71	.00	130.13
			.00	.00	155.85	155.85	155.85	155.85	155.85		
		\$155.85		\$0.00	\$6.93	\$9.67	\$2.27	\$5.14	\$1.71	\$0.00	\$130.13
			\$0.00	\$0.00	\$155.85	\$155.85	\$155.85	\$155.85	\$155.85		
979 Ball, Justin D	06/10/2016	766.53		.00	.00	47.52	11.11	21.49	8.47	.00	677.94
			.00	.00	766.53	766.53	766.53	766.53	766.53		
		\$766.53		\$0.00	\$0.00	\$47.52	\$11.11	\$21.49	\$8.47	\$0.00	\$677.94
			\$0.00	\$0.00	\$766.53	\$766.53	\$766.53	\$766.53	\$766.53		
655 Barber, Jennifer C	06/10/2016	283.50		.00	.00	17.58	4.11	3.01	1.00	.00	257.80
			.00	.00	283.50	283.50	283.50	283.50	283.50		
		\$283.50		\$0.00	\$0.00	\$17.58	\$4.11	\$3.01	\$1.00	\$0.00	\$257.80
			\$0.00	\$0.00	\$283.50	\$283.50	\$283.50	\$283.50	\$283.50		
977 Barger, Jessica S	06/10/2016	47.10		.00	.00	2.92	.68	1.55	.52	.00	41.43
			.00	.00	47.10	47.10	47.10	47.10	47.10		
		\$47.10		\$0.00	\$0.00	\$2.92	\$0.68	\$1.55	\$0.52	\$0.00	\$41.43
			\$0.00	\$0.00	\$47.10	\$47.10	\$47.10	\$47.10	\$47.10		
10000 Barnes, John L 1558	06/10/2016	1,572.80		.00	151.73	97.85	22.88	52.08	17.28	44.41	1,186.57
			.00	.00	1,578.23	1,578.23	1,578.23	1,578.23	1,578.23		
		\$1,572.80		\$0.00	\$151.73	\$97.85	\$22.88	\$52.08	\$17.28	\$44.41	\$1,186.57
			\$0.00	\$0.00	\$1,578.23	\$1,578.23	\$1,578.23	\$1,578.23	\$1,578.23		
1367 Barr, Benjamin R	06/10/2016	487.90		.00	42.37	30.25	7.07	16.10	6.10	.00	386.01
			.00	.00	487.90	487.90	487.90	487.90	487.90		
		\$487.90		\$0.00	\$42.37	\$30.25	\$7.07	\$16.10	\$6.10	\$0.00	\$386.01
			\$0.00	\$0.00	\$487.90	\$487.90	\$487.90	\$487.90	\$487.90		



Payroll Register - Board of Park Commissioners

Check Date Range 06/10/16 - 06/10/16

Detail Listing

Employee	Check Date	Gross	Imputed Income	EIC	Federal	FICA	Medicare	State	Other	Deductions	Net Pay
Department Parks - Parks & Recreation											
1028 Barton, Carly M	06/10/2016	315.95		.00	7.36	19.59	4.58	10.43	5.59	.00	268.40
			.00	.00	315.95	315.95	315.95	315.95	315.95		
		\$315.95	\$0.00	\$0.00	\$7.36	\$19.59	\$4.58	\$10.43	\$5.59	\$0.00	\$268.40
			\$0.00	\$0.00	\$315.95	\$315.95	\$315.95	\$315.95	\$315.95		
1368 Bauer, Jacob P	06/10/2016	259.84		.00	17.33	16.11	3.77	8.57	2.85	.00	211.21
			.00	.00	259.84	259.84	259.84	259.84	259.84		
		\$259.84	\$0.00	\$0.00	\$17.33	\$16.11	\$3.77	\$8.57	\$2.85	\$0.00	\$211.21
			\$0.00	\$0.00	\$259.84	\$259.84	\$259.84	\$259.84	\$259.84		
1060 Beavers, Blair E	06/10/2016	277.59		.00	19.11	17.21	4.03	9.16	3.04	.00	225.04
			.00	.00	277.59	277.59	277.59	277.59	277.59		
		\$277.59	\$0.00	\$0.00	\$19.11	\$17.21	\$4.03	\$9.16	\$3.04	\$0.00	\$225.04
			\$0.00	\$0.00	\$277.59	\$277.59	\$277.59	\$277.59	\$277.59		
1285 Beeker, Clayton	06/10/2016	87.02		.00	.05	5.40	1.26	2.87	.95	.00	76.49
			.00	.00	87.02	87.02	87.02	87.02	87.02		
		\$87.02	\$0.00	\$0.00	\$0.05	\$5.40	\$1.26	\$2.87	\$0.95	\$0.00	\$76.49
			\$0.00	\$0.00	\$87.02	\$87.02	\$87.02	\$87.02	\$87.02		
33 Behrman, Joachim F	06/10/2016	1,416.80		.00	159.07	88.15	20.61	45.65	15.15	44.41	1,043.76
			.00	.00	1,421.69	1,421.69	1,421.69	1,421.69	1,421.69		
		\$1,416.80	\$0.00	\$0.00	\$159.07	\$88.15	\$20.61	\$45.65	\$15.15	\$44.41	\$1,043.76
			\$0.00	\$0.00	\$1,421.69	\$1,421.69	\$1,421.69	\$1,421.69	\$1,421.69		
1323 Bergen, Erin J	06/10/2016	492.00		.00	.00	30.50	7.13	14.97	9.07	.00	430.33
			.00	.00	492.00	492.00	492.00	492.00	492.00		
		\$492.00	\$0.00	\$0.00	\$0.00	\$30.50	\$7.13	\$14.97	\$9.07	\$0.00	\$430.33
			\$0.00	\$0.00	\$492.00	\$492.00	\$492.00	\$492.00	\$492.00		
369 Bissonnette, William L	06/10/2016	384.28		.00	14.20	23.83	5.57	11.41	3.79	.00	325.48
			.00	.00	384.28	384.28	384.28	384.28	384.28		
		\$384.28	\$0.00	\$0.00	\$14.20	\$23.83	\$5.57	\$11.41	\$3.79	\$0.00	\$325.48
			\$0.00	\$0.00	\$384.28	\$384.28	\$384.28	\$384.28	\$384.28		
1228 Boado, DeeAnn M	06/10/2016	295.03		.00	20.85	18.30	4.28	9.74	3.23	.00	238.63
			.00	.00	295.03	295.03	295.03	295.03	295.03		
		\$295.03	\$0.00	\$0.00	\$20.85	\$18.30	\$4.28	\$9.74	\$3.23	\$0.00	\$238.63
			\$0.00	\$0.00	\$295.03	\$295.03	\$295.03	\$295.03	\$295.03		



Payroll Register - Board of Park Commissioners

Check Date Range 06/10/16 - 06/10/16

Detail Listing

Employee	Check Date	Gross	Imputed Income	EIC	Federal	FICA	Medicare	State	Other	Deductions	Net Pay
Department Parks - Parks & Recreation											
1286 Boado, Steven	06/10/2016	257.81		.00	17.13	15.98	3.74	8.51	2.82	.00	209.63
			.00	.00	257.81	257.81	257.81	257.81	257.81		
		\$257.81		\$0.00	\$17.13	\$15.98	\$3.74	\$8.51	\$2.82	\$0.00	\$209.63
			\$0.00	\$0.00	\$257.81	\$257.81	\$257.81	\$257.81	\$257.81		
10000 Bond, Theresa L 1155	06/10/2016	772.50		.00	85.06	47.90	11.20	25.49	8.46	.00	594.39
			.00	.00	772.50	772.50	772.50	772.50	772.50		
		\$772.50		\$0.00	\$85.06	\$47.90	\$11.20	\$25.49	\$8.46	\$0.00	\$594.39
			\$0.00	\$0.00	\$772.50	\$772.50	\$772.50	\$772.50	\$772.50		
10000 Boruff, James D 2331	06/10/2016	2,113.50		.00	131.46	120.30	28.14	60.50	20.92	234.76	1,517.42
			.00	.00	1,910.40	1,940.40	1,940.40	1,910.40	1,910.40		
		\$2,113.50		\$0.00	\$131.46	\$120.30	\$28.14	\$60.50	\$20.92	\$234.76	\$1,517.42
			\$0.00	\$0.00	\$1,910.40	\$1,940.40	\$1,940.40	\$1,910.40	\$1,910.40		
1031 Boyd, Bram K	06/10/2016	487.60		.00	8.95	30.23	7.07	14.82	6.74	.00	419.79
			.00	.00	487.60	487.60	487.60	487.60	487.60		
		\$487.60		\$0.00	\$8.95	\$30.23	\$7.07	\$14.82	\$6.74	\$0.00	\$419.79
			\$0.00	\$0.00	\$487.60	\$487.60	\$487.60	\$487.60	\$487.60		
1217 Brackney, Susan M	06/10/2016	688.12		.00	20.35	42.65	9.98	21.44	7.11	.00	586.59
			.00	.00	688.12	688.12	688.12	688.12	688.12		
		\$688.12		\$0.00	\$20.35	\$42.65	\$9.98	\$21.44	\$7.11	\$0.00	\$586.59
			\$0.00	\$0.00	\$688.12	\$688.12	\$688.12	\$688.12	\$688.12		
10000 Bradley, Melvin R 3303	06/10/2016	141.30		.00	.00	8.76	2.05	3.39	1.13	.00	125.97
			.00	.00	141.30	141.30	141.30	141.30	141.30		
		\$141.30		\$0.00	\$0.00	\$8.76	\$2.05	\$3.39	\$1.13	\$0.00	\$125.97
			\$0.00	\$0.00	\$141.30	\$141.30	\$141.30	\$141.30	\$141.30		
10000 Brinson, Leslie A 1682	06/10/2016	1,706.02		.00	137.23	91.85	21.49	48.89	16.22	287.08	1,103.26
			.00	.00	1,481.52	1,481.52	1,481.52	1,481.52	1,481.52		
		\$1,706.02		\$0.00	\$137.23	\$91.85	\$21.49	\$48.89	\$16.22	\$287.08	\$1,103.26
			\$0.00	\$0.00	\$1,481.52	\$1,481.52	\$1,481.52	\$1,481.52	\$1,481.52		
1305 Brock, Cortland M	06/10/2016	23.35		.00	.00	1.45	.34	.77	.26	.00	20.53
			.00	.00	23.35	23.35	23.35	23.35	23.35		
		\$23.35		\$0.00	\$0.00	\$1.45	\$0.34	\$0.77	\$0.26	\$0.00	\$20.53
			\$0.00	\$0.00	\$23.35	\$23.35	\$23.35	\$23.35	\$23.35		



Payroll Register - Board of Park Commissioners

Check Date Range 06/10/16 - 06/10/16

Detail Listing

Employee	Check Date	Gross	Imputed Income	EIC	Federal	FICA	Medicare	State	Other	Deductions	Net Pay
Department Parks - Parks & Recreation											
1262 Brown, Kelly R	06/10/2016	85.26		.00	.00	5.29	1.24	1.54	.51	.00	76.68
			.00	.00	85.26	85.26	85.26	85.26	85.26		
		\$85.26	\$0.00	\$0.00	\$0.00	\$5.29	\$1.24	\$1.54	\$0.51	\$0.00	\$76.68
			\$0.00	\$0.00	\$85.26	\$85.26	\$85.26	\$85.26	\$85.26		
960 Brown, Roger D	06/10/2016	798.48		.00	88.95	49.50	11.58	26.35	8.74	.00	613.36
			.00	.00	798.48	798.48	798.48	798.48	798.48		
		\$798.48	\$0.00	\$0.00	\$88.95	\$49.50	\$11.58	\$26.35	\$8.74	\$0.00	\$613.36
			\$0.00	\$0.00	\$798.48	\$798.48	\$798.48	\$798.48	\$798.48		
1218 Brunelle, Autumn M	06/10/2016	679.80		.00	47.79	42.14	9.86	22.43	7.44	.00	550.14
			.00	.00	679.80	679.80	679.80	679.80	679.80		
		\$679.80	\$0.00	\$0.00	\$47.79	\$42.14	\$9.86	\$22.43	\$7.44	\$0.00	\$550.14
			\$0.00	\$0.00	\$679.80	\$679.80	\$679.80	\$679.80	\$679.80		
1253 Bubala, Amy E	06/10/2016	127.20		.00	4.07	7.89	1.84	4.20	1.39	.00	107.81
			.00	.00	127.20	127.20	127.20	127.20	127.20		
		\$127.20	\$0.00	\$0.00	\$4.07	\$7.89	\$1.84	\$4.20	\$1.39	\$0.00	\$107.81
			\$0.00	\$0.00	\$127.20	\$127.20	\$127.20	\$127.20	\$127.20		
986 Burris, Chelsea N	06/10/2016	1,569.23		.00	172.68	91.70	21.45	52.54	15.77	99.62	1,115.47
			.00	.00	1,479.06	1,479.06	1,479.06	1,479.06	1,479.06		
		\$1,569.23	\$0.00	\$0.00	\$172.68	\$91.70	\$21.45	\$52.54	\$15.77	\$99.62	\$1,115.47
			\$0.00	\$0.00	\$1,479.06	\$1,479.06	\$1,479.06	\$1,479.06	\$1,479.06		
1332 Butler, Amanda J	06/10/2016	469.45		.00	39.60	29.11	6.81	15.49	5.87	.00	372.57
			.00	.00	469.45	469.45	469.45	469.45	469.45		
		\$469.45	\$0.00	\$0.00	\$39.60	\$29.11	\$6.81	\$15.49	\$5.87	\$0.00	\$372.57
			\$0.00	\$0.00	\$469.45	\$469.45	\$469.45	\$469.45	\$469.45		
1133 Callahan, Julie I	06/10/2016	485.17		.00	24.29	30.08	7.03	14.74	4.89	.00	404.14
			.00	.00	485.17	485.17	485.17	485.17	485.17		
		\$485.17	\$0.00	\$0.00	\$24.29	\$30.08	\$7.03	\$14.74	\$4.89	\$0.00	\$404.14
			\$0.00	\$0.00	\$485.17	\$485.17	\$485.17	\$485.17	\$485.17		
10000 Campbell, Ellen M 2727	06/10/2016	1,353.19		.00	129.09	75.75	17.72	39.05	12.96	152.67	925.95
			.00	.00	1,221.79	1,221.79	1,221.79	1,221.79	1,221.79		
		\$1,353.19	\$0.00	\$0.00	\$129.09	\$75.75	\$17.72	\$39.05	\$12.96	\$152.67	\$925.95
			\$0.00	\$0.00	\$1,221.79	\$1,221.79	\$1,221.79	\$1,221.79	\$1,221.79		



Payroll Register - Board of Park Commissioners

Check Date Range 06/10/16 - 06/10/16

Detail Listing

Employee	Check Date	Gross	Imputed Income	EIC	Federal	FICA	Medicare	State	Other	Deductions	Net Pay
Department Parks - Parks & Recreation											
1219 Cappy, Tyson M	06/10/2016	673.92		.00	70.27	41.79	9.77	22.24	7.38	.00	522.47
			.00	.00	673.92	673.92	673.92	673.92	673.92		
		\$673.92	\$0.00	\$0.00	\$70.27	\$41.79	\$9.77	\$22.24	\$7.38	\$0.00	\$522.47
			\$0.00	\$0.00	\$673.92	\$673.92	\$673.92	\$673.92	\$673.92		
1179 Carpenter, Joey T	06/10/2016	92.24		.00	.00	5.72	1.34	1.77	.59	.00	82.82
			.00	.00	92.24	92.24	92.24	92.24	92.24		
		\$92.24	\$0.00	\$0.00	\$0.00	\$5.72	\$1.34	\$1.77	\$0.59	\$0.00	\$82.82
			\$0.00	\$0.00	\$92.24	\$92.24	\$92.24	\$92.24	\$92.24		
974 Carter, David A	06/10/2016	300.00		.00	21.35	18.60	4.35	9.90	4.05	.00	241.75
			.00	.00	300.00	300.00	300.00	300.00	300.00		
		\$300.00	\$0.00	\$0.00	\$21.35	\$18.60	\$4.35	\$9.90	\$4.05	\$0.00	\$241.75
			\$0.00	\$0.00	\$300.00	\$300.00	\$300.00	\$300.00	\$300.00		
1306 Castrillo, Eddy J	06/10/2016	123.98		.00	3.74	7.69	1.80	4.09	1.36	.00	105.30
			.00	.00	123.98	123.98	123.98	123.98	123.98		
		\$123.98	\$0.00	\$0.00	\$3.74	\$7.69	\$1.80	\$4.09	\$1.36	\$0.00	\$105.30
			\$0.00	\$0.00	\$123.98	\$123.98	\$123.98	\$123.98	\$123.98		
1247 Caudill, Shaun R	06/10/2016	802.50		.00	16.21	49.76	11.64	23.94	7.95	.00	693.00
			.00	.00	802.50	802.50	802.50	802.50	802.50		
		\$802.50	\$0.00	\$0.00	\$16.21	\$49.76	\$11.64	\$23.94	\$7.95	\$0.00	\$693.00
			\$0.00	\$0.00	\$802.50	\$802.50	\$802.50	\$802.50	\$802.50		
935 Christie, Chaun W	06/10/2016	109.90		.00	.00	6.81	1.59	3.63	1.20	.00	96.67
			.00	.00	109.90	109.90	109.90	109.90	109.90		
		\$109.90	\$0.00	\$0.00	\$0.00	\$6.81	\$1.59	\$3.63	\$1.20	\$0.00	\$96.67
			\$0.00	\$0.00	\$109.90	\$109.90	\$109.90	\$109.90	\$109.90		
1329 Chung, Kaleigh J	06/10/2016	452.50		.00	37.06	28.06	6.56	14.93	4.96	.00	360.93
			.00	.00	452.50	452.50	452.50	452.50	452.50		
		\$452.50	\$0.00	\$0.00	\$37.06	\$28.06	\$6.56	\$14.93	\$4.96	\$0.00	\$360.93
			\$0.00	\$0.00	\$452.50	\$452.50	\$452.50	\$452.50	\$452.50		
916 Clapp, Kimberly J	06/10/2016	1,463.23		.00	191.68	87.83	20.54	46.75	33.94	51.65	1,030.84
			.00	.00	1,416.63	1,416.63	1,416.63	1,416.63	1,416.63		
		\$1,463.23	\$0.00	\$0.00	\$191.68	\$87.83	\$20.54	\$46.75	\$33.94	\$51.65	\$1,030.84
			\$0.00	\$0.00	\$1,416.63	\$1,416.63	\$1,416.63	\$1,416.63	\$1,416.63		



Payroll Register - Board of Park Commissioners

Check Date Range 06/10/16 - 06/10/16

Detail Listing

Employee	Check Date	Gross	Imputed Income	EIC	Federal	FICA	Medicare	State	Other	Deductions	Net Pay
Department Parks - Parks & Recreation											
1235 Clark, Jacob S	06/10/2016	599.04		.00	59.04	37.14	8.69	19.77	7.49	.00	466.91
			.00	.00	599.04	599.04	599.04	599.04	599.04		
		\$599.04	\$0.00	\$0.00	\$59.04	\$37.14	\$8.69	\$19.77	\$7.49	\$0.00	\$466.91
1254 Conger, Alexandria L	06/10/2016	37.29		.00	.00	2.31	.54	1.23	.41	.00	32.80
			.00	.00	37.29	37.29	37.29	37.29	37.29		
		\$37.29	\$0.00	\$0.00	\$0.00	\$2.31	\$0.54	\$1.23	\$0.41	\$0.00	\$32.80
10000 Cotter, Steve E 0123	06/10/2016	1,997.09		.00	178.71	118.65	27.75	61.89	20.54	90.17	1,499.38
			.00	.00	1,913.81	1,913.81	1,913.81	1,913.81	1,913.81		
		\$1,997.09	\$0.00	\$0.00	\$178.71	\$118.65	\$27.75	\$61.89	\$20.54	\$90.17	\$1,499.38
			\$0.00	\$0.00	\$1,913.81	\$1,913.81	\$1,913.81	\$1,913.81	\$1,913.81		
47 Cowden, Jackson D	06/10/2016	801.60		.00	.00	49.70	11.63	26.45	8.78	.00	705.04
			.00	.00	801.60	801.60	801.60	801.60	801.60		
		\$801.60	\$0.00	\$0.00	\$0.00	\$49.70	\$11.63	\$26.45	\$8.78	\$0.00	\$705.04
			\$0.00	\$0.00	\$801.60	\$801.60	\$801.60	\$801.60	\$801.60		
1230 Cox, John A	06/10/2016	680.09		.00	19.55	42.17	9.87	19.90	7.54	.00	581.06
			.00	.00	680.09	680.09	680.09	680.09	680.09		
		\$680.09	\$0.00	\$0.00	\$19.55	\$42.17	\$9.87	\$19.90	\$7.54	\$0.00	\$581.06
			\$0.00	\$0.00	\$680.09	\$680.09	\$680.09	\$680.09	\$680.09		
177 Craig, Aaron R	06/10/2016	2,029.97		.00	167.96	113.86	26.62	55.65	18.47	350.54	1,296.87
			.00	.00	1,686.43	1,836.43	1,836.43	1,686.43	1,686.43		
		\$2,029.97	\$0.00	\$0.00	\$167.96	\$113.86	\$26.62	\$55.65	\$18.47	\$350.54	\$1,296.87
			\$0.00	\$0.00	\$1,686.43	\$1,836.43	\$1,836.43	\$1,686.43	\$1,686.43		
1357 Crawford, Madison A	06/10/2016	485.85		.00	8.78	30.12	7.04	14.76	4.90	.00	420.25
			.00	.00	485.85	485.85	485.85	485.85	485.85		
		\$485.85	\$0.00	\$0.00	\$8.78	\$30.12	\$7.04	\$14.76	\$4.90	\$0.00	\$420.25
			\$0.00	\$0.00	\$485.85	\$485.85	\$485.85	\$485.85	\$485.85		
1141 Crim, Randi R	06/10/2016	217.77		.00	18.12	13.50	3.16	7.19	2.38	.00	173.42
			.00	.00	217.77	217.77	217.77	217.77	217.77		
		\$217.77	\$0.00	\$0.00	\$18.12	\$13.50	\$3.16	\$7.19	\$2.38	\$0.00	\$173.42
			\$0.00	\$0.00	\$217.77	\$217.77	\$217.77	\$217.77	\$217.77		



Payroll Register - Board of Park Commissioners

Check Date Range 06/10/16 - 06/10/16

Detail Listing

Employee	Check Date	Gross	Imputed Income	EIC	Federal	FICA	Medicare	State	Other	Deductions	Net Pay
Department Parks - Parks & Recreation											
611 Cutshall, Ryan C	06/10/2016	119.26		.00	.00	7.39	1.72	2.67	.88	.00	106.60
			.00	.00	119.26	119.26	119.26	119.26	119.26		
		\$119.26		\$0.00	\$0.00	\$7.39	\$1.72	\$2.67	\$0.88	\$0.00	\$106.60
			\$0.00	\$0.00	\$119.26	\$119.26	\$119.26	\$119.26	\$119.26		
1220 Cyr, Audrey L	06/10/2016	145.55		.00	.00	9.01	2.12	2.26	.75	.00	131.41
			.00	.00	145.55	145.55	145.55	145.55	145.55		
		\$145.55		\$0.00	\$0.00	\$9.01	\$2.12	\$2.26	\$0.75	\$0.00	\$131.41
			\$0.00	\$0.00	\$145.55	\$145.55	\$145.55	\$145.55	\$145.55		
1307 Davis, Alaina N	06/10/2016	125.60		.00	3.91	7.79	1.82	4.14	1.38	.00	106.56
			.00	.00	125.60	125.60	125.60	125.60	125.60		
		\$125.60		\$0.00	\$3.91	\$7.79	\$1.82	\$4.14	\$1.38	\$0.00	\$106.56
			\$0.00	\$0.00	\$125.60	\$125.60	\$125.60	\$125.60	\$125.60		
334 Derheimer, Lainey N	06/10/2016	127.31		.00	4.08	7.89	1.85	4.20	1.39	.00	107.90
			.00	.00	127.31	127.31	127.31	127.31	127.31		
		\$127.31		\$0.00	\$4.08	\$7.89	\$1.85	\$4.20	\$1.39	\$0.00	\$107.90
			\$0.00	\$0.00	\$127.31	\$127.31	\$127.31	\$127.31	\$127.31		
1279 Donovan, Timothy Jr	06/10/2016	673.92		.00	46.91	41.79	9.77	20.97	6.96	.00	547.52
			.00	.00	673.92	673.92	673.92	673.92	673.92		
		\$673.92		\$0.00	\$46.91	\$41.79	\$9.77	\$20.97	\$6.96	\$0.00	\$547.52
			\$0.00	\$0.00	\$673.92	\$673.92	\$673.92	\$673.92	\$673.92		
920 Douglas, Caleb S	06/10/2016	39.25		.00	.00	2.42	.56	1.30	.43	.00	34.54
			.00	.00	39.25	39.25	39.25	39.25	39.25		
		\$39.25		\$0.00	\$0.00	\$2.42	\$0.56	\$1.30	\$0.43	\$0.00	\$34.54
			\$0.00	\$0.00	\$39.25	\$39.25	\$39.25	\$39.25	\$39.25		
10000 Dunbar, Barbara 0156	06/10/2016	1,670.20		.00	161.16	94.53	22.11	46.11	15.30	234.56	1,096.43
			.00	.00	1,435.64	1,524.64	1,524.64	1,435.64	1,435.64		
		\$1,670.20		\$0.00	\$161.16	\$94.53	\$22.11	\$46.11	\$15.30	\$234.56	\$1,096.43
			\$0.00	\$0.00	\$1,435.64	\$1,524.64	\$1,524.64	\$1,435.64	\$1,435.64		
10000 Eads, Daren S 0162	06/10/2016	1,888.72		.00	151.23	103.84	24.28	51.97	17.24	412.39	1,127.77
			.00	.00	1,574.85	1,674.85	1,674.85	1,574.85	1,574.85		
		\$1,888.72		\$0.00	\$151.23	\$103.84	\$24.28	\$51.97	\$17.24	\$412.39	\$1,127.77
			\$0.00	\$0.00	\$1,574.85	\$1,674.85	\$1,674.85	\$1,574.85	\$1,574.85		



Payroll Register - Board of Park Commissioners

Check Date Range 06/10/16 - 06/10/16

Detail Listing

Employee	Check Date	Gross	Imputed Income	EIC	Federal	FICA	Medicare	State	Other	Deductions	Net Pay
Department Parks - Parks & Recreation											
1358 Eakin, Annie C	06/10/2016	172.25		.00	.00	10.68	2.50	4.42	1.47	.00	153.18
			.00	.00	172.25	172.25	172.25	172.25	172.25		
		\$172.25		\$0.00	\$0.00	\$10.68	\$2.50	\$4.42	\$1.47	\$0.00	\$153.18
			\$0.00	\$0.00	\$172.25	\$172.25	\$172.25	\$172.25	\$172.25		
1224 Erickson, Dakota S	06/10/2016	72.59		.00	.00	4.51	1.05	2.40	.80	.00	63.83
			.00	.00	72.59	72.59	72.59	72.59	72.59		
		\$72.59		\$0.00	\$0.00	\$4.51	\$1.05	\$2.40	\$0.80	\$0.00	\$63.83
			\$0.00	\$0.00	\$72.59	\$72.59	\$72.59	\$72.59	\$72.59		
10000 Evans, John W 3571	06/10/2016	535.45		.00	.00	33.21	7.76	16.40	5.44	.00	472.64
			.00	.00	535.45	535.45	535.45	535.45	535.45		
		\$535.45		\$0.00	\$0.00	\$33.21	\$7.76	\$16.40	\$5.44	\$0.00	\$472.64
			\$0.00	\$0.00	\$535.45	\$535.45	\$535.45	\$535.45	\$535.45		
1265 Fairns, Bridget A	06/10/2016	424.51		.00	33.80	26.32	6.16	14.01	4.65	.00	339.57
			.00	.00	424.51	424.51	424.51	424.51	424.51		
		\$424.51		\$0.00	\$33.80	\$26.32	\$6.16	\$14.01	\$4.65	\$0.00	\$339.57
			\$0.00	\$0.00	\$424.51	\$424.51	\$424.51	\$424.51	\$424.51		
679 Farr, Michael	06/10/2016	667.92		.00	51.01	41.41	9.68	20.77	6.89	224.00	314.16
			.00	.00	667.92	667.92	667.92	667.92	667.92		
		\$667.92		\$0.00	\$51.01	\$41.41	\$9.68	\$20.77	\$6.89	\$224.00	\$314.16
			\$0.00	\$0.00	\$667.92	\$667.92	\$667.92	\$667.92	\$667.92		
1266 Filipek, Matthew J	06/10/2016	82.78		.00	.00	5.13	1.20	2.73	1.24	.00	72.48
			.00	.00	82.78	82.78	82.78	82.78	82.78		
		\$82.78		\$0.00	\$0.00	\$5.13	\$1.20	\$2.73	\$1.24	\$0.00	\$72.48
			\$0.00	\$0.00	\$82.78	\$82.78	\$82.78	\$82.78	\$82.78		
938 Flake, Benjamin K	06/10/2016	606.65		.00	36.81	37.60	8.80	20.02	7.58	.00	495.84
			.00	.00	606.65	606.65	606.65	606.65	606.65		
		\$606.65		\$0.00	\$36.81	\$37.60	\$8.80	\$20.02	\$7.58	\$0.00	\$495.84
			\$0.00	\$0.00	\$606.65	\$606.65	\$606.65	\$606.65	\$606.65		
10000 Foddrill, Donald 0192	06/10/2016	1,592.00		.00	177.24	95.65	22.37	49.64	19.29	102.87	1,124.94
			.00	.00	1,542.81	1,542.81	1,542.81	1,542.81	1,542.81		
		\$1,592.00		\$0.00	\$177.24	\$95.65	\$22.37	\$49.64	\$19.29	\$102.87	\$1,124.94
			\$0.00	\$0.00	\$1,542.81	\$1,542.81	\$1,542.81	\$1,542.81	\$1,542.81		



Payroll Register - Board of Park Commissioners

Check Date Range 06/10/16 - 06/10/16

Detail Listing

Employee	Check Date	Gross	Imputed Income	EIC	Federal	FICA	Medicare	State	Other	Deductions	Net Pay
Department Parks - Parks & Recreation											
859 Foote, Justin M	06/10/2016	444.85		.00	4.68	27.58	6.46	13.41	4.45	.00	388.27
			.00	.00	444.85	444.85	444.85	444.85	444.85		
		\$444.85		\$0.00	\$4.68	\$27.58	\$6.46	\$13.41	\$4.45	\$0.00	\$388.27
			\$0.00	\$0.00	\$444.85	\$444.85	\$444.85	\$444.85	\$444.85		
613 Forrest, Regina L	06/10/2016	49.14		.00	.00	3.06	.71	1.62	.54	.00	43.21
			.00	.00	49.14	49.14	49.14	49.14	49.14		
		\$49.14		\$0.00	\$0.00	\$3.06	\$0.71	\$1.62	\$0.54	\$0.00	\$43.21
			\$0.00	\$0.00	\$49.14	\$49.14	\$49.14	\$49.14	\$49.14		
10000 Fox, David M 0195	06/10/2016	1,492.80		.00	132.17	81.50	19.06	43.38	14.39	241.32	960.98
			.00	.00	1,314.47	1,314.47	1,314.47	1,314.47	1,314.47		
		\$1,492.80		\$0.00	\$132.17	\$81.50	\$19.06	\$43.38	\$14.39	\$241.32	\$960.98
			\$0.00	\$0.00	\$1,314.47	\$1,314.47	\$1,314.47	\$1,314.47	\$1,314.47		
10000 Fridley, Robert R 3791	06/10/2016	619.52		.00	62.11	38.42	8.98	20.44	6.78	.00	482.79
			.00	.00	619.52	619.52	619.52	619.52	619.52		
		\$619.52		\$0.00	\$62.11	\$38.42	\$8.98	\$20.44	\$6.78	\$0.00	\$482.79
			\$0.00	\$0.00	\$619.52	\$619.52	\$619.52	\$619.52	\$619.52		
1308 Friesel, Walter H	06/10/2016	375.68		.00	28.91	23.29	5.45	11.13	3.69	.00	303.21
			.00	.00	375.68	375.68	375.68	375.68	375.68		
		\$375.68		\$0.00	\$28.91	\$23.29	\$5.45	\$11.13	\$3.69	\$0.00	\$303.21
			\$0.00	\$0.00	\$375.68	\$375.68	\$375.68	\$375.68	\$375.68		
1350 Gall, Emily L	06/10/2016	856.80		.00	102.70	53.12	12.42	38.27	14.38	.00	635.91
			.00	.00	856.80	856.80	856.80	856.80	856.80		
		\$856.80		\$0.00	\$102.70	\$53.12	\$12.42	\$38.27	\$14.38	\$0.00	\$635.91
			\$0.00	\$0.00	\$856.80	\$856.80	\$856.80	\$856.80	\$856.80		
1330 Garcia, Amanda D	06/10/2016	233.47		.00	14.69	14.48	3.39	7.70	2.56	.00	190.65
			.00	.00	233.47	233.47	233.47	233.47	233.47		
		\$233.47		\$0.00	\$14.69	\$14.48	\$3.39	\$7.70	\$2.56	\$0.00	\$190.65
			\$0.00	\$0.00	\$233.47	\$233.47	\$233.47	\$233.47	\$233.47		
1255 Gillum, William C	06/10/2016	673.92		.00	70.27	41.78	9.77	22.24	7.38	.00	522.48
			.00	.00	673.92	673.92	673.92	673.92	673.92		
		\$673.92		\$0.00	\$70.27	\$41.78	\$9.77	\$22.24	\$7.38	\$0.00	\$522.48
			\$0.00	\$0.00	\$673.92	\$673.92	\$673.92	\$673.92	\$673.92		



Payroll Register - Board of Park Commissioners

Check Date Range 06/10/16 - 06/10/16

Detail Listing

Employee	Check Date	Gross	Imputed Income	EIC	Federal	FICA	Medicare	State	Other	Deductions	Net Pay
Department Parks - Parks & Recreation											
10000 Gilstrap, Curtis L 0208	06/10/2016	1,636.80		.00	213.09	98.55	23.05	52.45	17.40	121.36	1,110.90
			.00	.00	1,589.48	1,589.48	1,589.48	1,589.48	1,589.48		
		\$1,636.80		\$0.00	\$213.09	\$98.55	\$23.05	\$52.45	\$17.40	\$121.36	\$1,110.90
			\$0.00	\$0.00	\$1,589.48	\$1,589.48	\$1,589.48	\$1,589.48	\$1,589.48		
58 Gingles, Pauline	06/10/2016	585.64		.00	34.33	36.31	8.49	18.06	5.99	25.00	457.46
			.00	.00	585.64	585.64	585.64	585.64	585.64		
		\$585.64		\$0.00	\$34.33	\$36.31	\$8.49	\$18.06	\$5.99	\$25.00	\$457.46
			\$0.00	\$0.00	\$585.64	\$585.64	\$585.64	\$585.64	\$585.64		
1287 Goodrich, Brantley	06/10/2016	241.97		.00	15.54	15.00	3.51	7.99	2.65	.00	197.28
			.00	.00	241.97	241.97	241.97	241.97	241.97		
		\$241.97		\$0.00	\$15.54	\$15.00	\$3.51	\$7.99	\$2.65	\$0.00	\$197.28
			\$0.00	\$0.00	\$241.97	\$241.97	\$241.97	\$241.97	\$241.97		
1369 Gregonen, Casey P	06/10/2016	494.05		.00	43.29	30.63	7.16	16.30	5.41	.00	391.26
			.00	.00	494.05	494.05	494.05	494.05	494.05		
		\$494.05		\$0.00	\$43.29	\$30.63	\$7.16	\$16.30	\$5.41	\$0.00	\$391.26
			\$0.00	\$0.00	\$494.05	\$494.05	\$494.05	\$494.05	\$494.05		
1322 Greiner, Denaes I	06/10/2016	440.75		.00	4.27	27.33	6.39	13.28	4.41	.00	385.07
			.00	.00	440.75	440.75	440.75	440.75	440.75		
		\$440.75		\$0.00	\$4.27	\$27.33	\$6.39	\$13.28	\$4.41	\$0.00	\$385.07
			\$0.00	\$0.00	\$440.75	\$440.75	\$440.75	\$440.75	\$440.75		
1336 Grumbling, Peter R	06/10/2016	171.93		.00	.00	10.66	2.49	4.40	1.46	.00	152.92
			.00	.00	171.93	171.93	171.93	171.93	171.93		
		\$171.93		\$0.00	\$0.00	\$10.66	\$2.49	\$4.40	\$1.46	\$0.00	\$152.92
			\$0.00	\$0.00	\$171.93	\$171.93	\$171.93	\$171.93	\$171.93		
1227 Gulden, Samantha K	06/10/2016	1,004.06		.00	119.79	62.26	14.56	33.13	17.07	.00	757.25
			.00	.00	1,004.06	1,004.06	1,004.06	1,004.06	1,004.06		
		\$1,004.06		\$0.00	\$119.79	\$62.26	\$14.56	\$33.13	\$17.07	\$0.00	\$757.25
			\$0.00	\$0.00	\$1,004.06	\$1,004.06	\$1,004.06	\$1,004.06	\$1,004.06		
10000 Haag, Lysie N 3368	06/10/2016	1,286.71		.00	58.56	76.01	17.77	39.19	13.00	72.18	1,010.00
			.00	.00	1,225.98	1,225.98	1,225.98	1,225.98	1,225.98		
		\$1,286.71		\$0.00	\$58.56	\$76.01	\$17.77	\$39.19	\$13.00	\$72.18	\$1,010.00
			\$0.00	\$0.00	\$1,225.98	\$1,225.98	\$1,225.98	\$1,225.98	\$1,225.98		



Payroll Register - Board of Park Commissioners

Check Date Range 06/10/16 - 06/10/16

Detail Listing

Employee	Check Date	Gross	Imputed Income	EIC	Federal	FICA	Medicare	State	Other	Deductions	Net Pay
Department Parks - Parks & Recreation											
1131 Hall, Tiffany L	06/10/2016	821.40		.00	65.64	39.87	9.33	21.22	7.04	180.76	497.54
			.00	.00	643.07	643.07	643.07	643.07	643.07		
		\$821.40		\$0.00	\$65.64	\$39.87	\$9.33	\$21.22	\$7.04	\$180.76	\$497.54
			\$0.00	\$0.00	\$643.07	\$643.07	\$643.07	\$643.07	\$643.07		
955 Hamilton, Emma S	06/10/2016	358.28		.00	32.17	22.21	5.21	11.82	3.92	.00	282.95
			.00	.00	358.28	358.28	358.28	358.28	358.28		
		\$358.28		\$0.00	\$32.17	\$22.21	\$5.21	\$11.82	\$3.92	\$0.00	\$282.95
			\$0.00	\$0.00	\$358.28	\$358.28	\$358.28	\$358.28	\$358.28		
1320 Hamilton, Ethan J	06/10/2016	355.74		.00	11.34	22.06	5.16	11.74	3.90	.00	301.54
			.00	.00	355.74	355.74	355.74	355.74	355.74		
		\$355.74		\$0.00	\$11.34	\$22.06	\$5.16	\$11.74	\$3.90	\$0.00	\$301.54
			\$0.00	\$0.00	\$355.74	\$355.74	\$355.74	\$355.74	\$355.74		
1231 Hardin, Jacob P	06/10/2016	645.84		.00	66.06	40.04	9.36	21.31	7.07	.00	502.00
			.00	.00	645.84	645.84	645.84	645.84	645.84		
		\$645.84		\$0.00	\$66.06	\$40.04	\$9.36	\$21.31	\$7.07	\$0.00	\$502.00
			\$0.00	\$0.00	\$645.84	\$645.84	\$645.84	\$645.84	\$645.84		
1337 Harmon, Dylan M	06/10/2016	246.21		.00	.39	15.27	3.57	8.13	2.70	.00	216.15
			.00	.00	246.21	246.21	246.21	246.21	246.21		
		\$246.21		\$0.00	\$0.39	\$15.27	\$3.57	\$8.13	\$2.70	\$0.00	\$216.15
			\$0.00	\$0.00	\$246.21	\$246.21	\$246.21	\$246.21	\$246.21		
681 Harrington, Douglas N	06/10/2016	130.26		.00	.00	8.08	1.88	4.30	1.43	.00	114.57
			.00	.00	130.26	130.26	130.26	130.26	130.26		
		\$130.26		\$0.00	\$0.00	\$8.08	\$1.88	\$4.30	\$1.43	\$0.00	\$114.57
			\$0.00	\$0.00	\$130.26	\$130.26	\$130.26	\$130.26	\$130.26		
1288 Hasler, Erika	06/10/2016	256.83		.00	17.03	15.92	3.72	8.48	2.81	.00	208.87
			.00	.00	256.83	256.83	256.83	256.83	256.83		
		\$256.83		\$0.00	\$17.03	\$15.92	\$3.72	\$8.48	\$2.81	\$0.00	\$208.87
			\$0.00	\$0.00	\$256.83	\$256.83	\$256.83	\$256.83	\$256.83		
1290 Henderson, Kylee	06/10/2016	174.66		.00	8.81	10.83	2.53	5.76	1.91	.00	144.82
			.00	.00	174.66	174.66	174.66	174.66	174.66		
		\$174.66		\$0.00	\$8.81	\$10.83	\$2.53	\$5.76	\$1.91	\$0.00	\$144.82
			\$0.00	\$0.00	\$174.66	\$174.66	\$174.66	\$174.66	\$174.66		



Payroll Register - Board of Park Commissioners

Check Date Range 06/10/16 - 06/10/16

Detail Listing

Employee	Check Date	Gross	Imputed Income	EIC	Federal	FICA	Medicare	State	Other	Deductions	Net Pay
Department Parks - Parks & Recreation											
10000 Hendrickson, William E 2844	06/10/2016	989.19		.00	117.56	61.32	14.34	32.64	10.83	.00	752.50
			.00	.00	989.19	989.19	989.19	989.19	989.19		
		\$989.19		\$0.00	\$117.56	\$61.32	\$14.34	\$32.64	\$10.83	\$0.00	\$752.50
			\$0.00	\$0.00	\$989.19	\$989.19	\$989.19	\$989.19	\$989.19		
10000 Henry, Doak M 0800	06/10/2016	694.79		.00	73.40	43.08	10.08	22.93	7.61	.00	537.69
			.00	.00	694.79	694.79	694.79	694.79	694.79		
		\$694.79		\$0.00	\$73.40	\$43.08	\$10.08	\$22.93	\$7.61	\$0.00	\$537.69
			\$0.00	\$0.00	\$694.79	\$694.79	\$694.79	\$694.79	\$694.79		
682 Henry, Doak R	06/10/2016	129.53		.00	25.00	8.03	1.88	3.01	1.00	.00	90.61
			.00	.00	129.53	129.53	129.53	129.53	129.53		
		\$129.53		\$0.00	\$25.00	\$8.03	\$1.88	\$3.01	\$1.00	\$0.00	\$90.61
			\$0.00	\$0.00	\$129.53	\$129.53	\$129.53	\$129.53	\$129.53		
1356 Hershberger, James Andrew N	06/10/2016	231.65		.00	14.51	14.36	3.36	7.64	2.54	.00	189.24
			.00	.00	231.65	231.65	231.65	231.65	231.65		
		\$231.65		\$0.00	\$14.51	\$14.36	\$3.36	\$7.64	\$2.54	\$0.00	\$189.24
			\$0.00	\$0.00	\$231.65	\$231.65	\$231.65	\$231.65	\$231.65		
10000 Higgins, Larry K 2624	06/10/2016	168.78		.00	.00	10.47	2.44	4.30	1.43	.00	150.14
			.00	.00	168.78	168.78	168.78	168.78	168.78		
		\$168.78		\$0.00	\$0.00	\$10.47	\$2.44	\$4.30	\$1.43	\$0.00	\$150.14
			\$0.00	\$0.00	\$168.78	\$168.78	\$168.78	\$168.78	\$168.78		
1142 Higgins, Megan M	06/10/2016	39.25		.00	.00	2.43	.58	1.30	.43	.00	34.51
			.00	.00	39.25	39.25	39.25	39.25	39.25		
		\$39.25		\$0.00	\$0.00	\$2.43	\$0.58	\$1.30	\$0.43	\$0.00	\$34.51
			\$0.00	\$0.00	\$39.25	\$39.25	\$39.25	\$39.25	\$39.25		
10000 Higgins, Rebecca R 0059	06/10/2016	2,157.38		.00	311.51	122.95	28.76	89.17	21.29	181.67	1,402.03
			.00	.00	1,983.15	1,983.15	1,983.15	1,983.15	1,983.15		
		\$2,157.38		\$0.00	\$311.51	\$122.95	\$28.76	\$89.17	\$21.29	\$181.67	\$1,402.03
			\$0.00	\$0.00	\$1,983.15	\$1,983.15	\$1,983.15	\$1,983.15	\$1,983.15		



Payroll Register - Board of Park Commissioners

Check Date Range 06/10/16 - 06/10/16

Detail Listing

Employee	Check Date	Gross	Imputed Income	EIC	Federal	FICA	Medicare	State	Other	Deductions	Net Pay
Department Parks - Parks & Recreation											
10000 Hobson, Robin 1031	06/10/2016	1,346.40		.00	67.06	71.62	16.75	36.85	12.65	205.10	936.37
			.00	.00	1,155.17	1,155.17	1,155.17	1,155.17	1,155.17		
		\$1,346.40		\$0.00	\$67.06	\$71.62	\$16.75	\$36.85	\$12.65	\$205.10	\$936.37
			\$0.00	\$0.00	\$1,155.17	\$1,155.17	\$1,155.17	\$1,155.17	\$1,155.17		
1331 Hockerman, Kaitlyn L	06/10/2016	950.51		.00	111.76	58.93	13.78	31.37	10.41	.00	724.26
			.00	.00	950.51	950.51	950.51	950.51	950.51		
		\$950.51		\$0.00	\$111.76	\$58.93	\$13.78	\$31.37	\$10.41	\$0.00	\$724.26
			\$0.00	\$0.00	\$950.51	\$950.51	\$950.51	\$950.51	\$950.51		
1221 Hollingsworth, Lane S	06/10/2016	570.96		.00	32.87	35.40	8.28	17.57	5.83	.00	471.01
			.00	.00	570.96	570.96	570.96	570.96	570.96		
		\$570.96		\$0.00	\$32.87	\$35.40	\$8.28	\$17.57	\$5.83	\$0.00	\$471.01
			\$0.00	\$0.00	\$570.96	\$570.96	\$570.96	\$570.96	\$570.96		
10000 Hollingsworth, Michael 3296 W	06/10/2016	1,555.20		.00	165.84	90.94	21.27	47.14	15.64	113.67	1,100.70
			.00	.00	1,466.81	1,466.81	1,466.81	1,466.81	1,466.81		
		\$1,555.20		\$0.00	\$165.84	\$90.94	\$21.27	\$47.14	\$15.64	\$113.67	\$1,100.70
			\$0.00	\$0.00	\$1,466.81	\$1,466.81	\$1,466.81	\$1,466.81	\$1,466.81		
1115 Holloway, Vincent T	06/10/2016	26.13		.00	.00	1.62	.38	.00	.00	.00	24.13
			.00	.00	26.13	26.13	26.13	26.13	26.13		
		\$26.13		\$0.00	\$0.00	\$1.62	\$0.38	\$0.00	\$0.00	\$0.00	\$24.13
			\$0.00	\$0.00	\$26.13	\$26.13	\$26.13	\$26.13	\$26.13		
1126 Hupp-Sanders, Dee A	06/10/2016	673.92		.00	46.91	41.78	9.77	25.97	6.96	.00	542.53
			.00	.00	673.92	673.92	673.92	673.92	673.92		
		\$673.92		\$0.00	\$46.91	\$41.78	\$9.77	\$25.97	\$6.96	\$0.00	\$542.53
			\$0.00	\$0.00	\$673.92	\$673.92	\$673.92	\$673.92	\$673.92		
1048 Huss, Anastasia C	06/10/2016	18.75		.00	.00	1.16	.27	.62	.21	.00	16.49
			.00	.00	18.75	18.75	18.75	18.75	18.75		
		\$18.75		\$0.00	\$0.00	\$1.16	\$0.27	\$0.62	\$0.21	\$0.00	\$16.49
			\$0.00	\$0.00	\$18.75	\$18.75	\$18.75	\$18.75	\$18.75		
10000 Huss, Lee E 0273	06/10/2016	2,205.73		.00	200.27	137.23	32.09	71.77	28.77	90.95	1,644.65
			.00	.00	2,213.34	2,213.34	2,213.34	2,213.34	2,213.34		
		\$2,205.73		\$0.00	\$200.27	\$137.23	\$32.09	\$71.77	\$28.77	\$90.95	\$1,644.65
			\$0.00	\$0.00	\$2,213.34	\$2,213.34	\$2,213.34	\$2,213.34	\$2,213.34		



Payroll Register - Board of Park Commissioners

Check Date Range 06/10/16 - 06/10/16

Detail Listing

Employee	Check Date	Gross	Imputed Income	EIC	Federal	FICA	Medicare	State	Other	Deductions	Net Pay
Department Parks - Parks & Recreation											
1278 Huss, Tatiana M	06/10/2016	201.66		.00	11.51	12.50	2.92	6.65	2.21	.00	165.87
			.00	.00	201.66	201.66	201.66	201.66	201.66		
		\$201.66		\$0.00	\$11.51	\$12.50	\$2.92	\$6.65	\$2.21	\$0.00	\$165.87
			\$0.00	\$0.00	\$201.66	\$201.66	\$201.66	\$201.66	\$201.66		
1190 Jackson, Lyric O	06/10/2016	52.99		.00	.00	3.29	.76	1.75	.66	.00	46.53
			.00	.00	52.99	52.99	52.99	52.99	52.99		
		\$52.99		\$0.00	\$0.00	\$3.29	\$0.76	\$1.75	\$0.66	\$0.00	\$46.53
			\$0.00	\$0.00	\$52.99	\$52.99	\$52.99	\$52.99	\$52.99		
10000 Jacobs, Gregory D 2092	06/10/2016	1,583.65		.00	153.97	95.69	22.38	49.67	16.48	40.17	1,205.29
			.00	.00	1,543.48	1,543.48	1,543.48	1,543.48	1,543.48		
		\$1,583.65		\$0.00	\$153.97	\$95.69	\$22.38	\$49.67	\$16.48	\$40.17	\$1,205.29
			\$0.00	\$0.00	\$1,543.48	\$1,543.48	\$1,543.48	\$1,543.48	\$1,543.48		
1334 Jakubielski, Michael J	06/10/2016	267.44		.00	18.09	16.58	3.88	5.02	2.28	.00	221.59
			.00	.00	267.44	267.44	267.44	267.44	267.44		
		\$267.44		\$0.00	\$18.09	\$16.58	\$3.88	\$5.02	\$2.28	\$0.00	\$221.59
			\$0.00	\$0.00	\$267.44	\$267.44	\$267.44	\$267.44	\$267.44		
1338 Jenkins, Brina A	06/10/2016	312.04		.00	22.55	19.35	4.52	10.30	3.42	.00	251.90
			.00	.00	312.04	312.04	312.04	312.04	312.04		
		\$312.04		\$0.00	\$22.55	\$19.35	\$4.52	\$10.30	\$3.42	\$0.00	\$251.90
			\$0.00	\$0.00	\$312.04	\$312.04	\$312.04	\$312.04	\$312.04		
787 Johnson, Alisha D	06/10/2016	24.36		.00	.00	1.51	.34	.80	.30	.00	21.41
			.00	.00	24.36	24.36	24.36	24.36	24.36		
		\$24.36		\$0.00	\$0.00	\$1.51	\$0.34	\$0.80	\$0.30	\$0.00	\$21.41
			\$0.00	\$0.00	\$24.36	\$24.36	\$24.36	\$24.36	\$24.36		
1249 Johnson, DeVante T	06/10/2016	350.90		.00	26.44	21.76	5.09	11.58	3.84	.00	282.19
			.00	.00	350.90	350.90	350.90	350.90	350.90		
		\$350.90		\$0.00	\$26.44	\$21.76	\$5.09	\$11.58	\$3.84	\$0.00	\$282.19
			\$0.00	\$0.00	\$350.90	\$350.90	\$350.90	\$350.90	\$350.90		
1208 Johnson, Jonathan M	06/10/2016	332.84		.00	24.63	20.64	4.83	10.98	5.89	.00	265.87
			.00	.00	332.84	332.84	332.84	332.84	332.84		
		\$332.84		\$0.00	\$24.63	\$20.64	\$4.83	\$10.98	\$5.89	\$0.00	\$265.87
			\$0.00	\$0.00	\$332.84	\$332.84	\$332.84	\$332.84	\$332.84		



Payroll Register - Board of Park Commissioners

Check Date Range 06/10/16 - 06/10/16

Detail Listing

Employee	Check Date	Gross	Imputed Income	EIC	Federal	FICA	Medicare	State	Other	Deductions	Net Pay
Department Parks - Parks & Recreation											
1045 Johnson, Taylor M	06/10/2016	210.60		.00	12.41	13.06	3.05	6.95	3.58	.00	171.55
			.00	.00	210.60	210.60	210.60	210.60	210.60		
		\$210.60	\$0.00	\$0.00	\$12.41	\$13.06	\$3.05	\$6.95	\$3.58	\$0.00	\$171.55
1297 Jones, Hanna M	06/10/2016	318.50		.00	.00	19.75	4.62	9.24	3.07	.00	281.82
			.00	.00	318.50	318.50	318.50	318.50	318.50		
		\$318.50	\$0.00	\$0.00	\$0.00	\$19.75	\$4.62	\$9.24	\$3.07	\$0.00	\$281.82
985 Jones, Thomas J	06/10/2016	276.50		.00	.00	17.14	4.01	5.32	1.76	.00	248.27
			.00	.00	276.50	276.50	276.50	276.50	276.50		
		\$276.50	\$0.00	\$0.00	\$0.00	\$17.14	\$4.01	\$5.32	\$1.76	\$0.00	\$248.27
1180 Karaffa, Vicki A	06/10/2016	125.60		.00	3.91	7.79	1.83	2.88	.95	.00	108.24
			.00	.00	125.60	125.60	125.60	125.60	125.60		
		\$125.60	\$0.00	\$0.00	\$3.91	\$7.79	\$1.83	\$2.88	\$0.95	\$0.00	\$108.24
942 Kendrick, Robin E	06/10/2016	585.64		.00	34.33	36.30	8.49	18.06	5.99	.00	482.47
			.00	.00	585.64	585.64	585.64	585.64	585.64		
		\$585.64	\$0.00	\$0.00	\$34.33	\$36.30	\$8.49	\$18.06	\$5.99	\$0.00	\$482.47
1324 Kennedy, Cailin G	06/10/2016	430.50		.00	3.24	26.69	6.24	12.94	6.86	.00	374.53
			.00	.00	430.50	430.50	430.50	430.50	430.50		
		\$430.50	\$0.00	\$0.00	\$3.24	\$26.69	\$6.24	\$12.94	\$6.86	\$0.00	\$374.53
10000 Kenner, Alex 3412	06/10/2016	45.00		.00	.00	2.79	.65	.22	.07	.00	41.27
			.00	.00	45.00	45.00	45.00	45.00	45.00		
		\$45.00	\$0.00	\$0.00	\$0.00	\$2.79	\$0.65	\$0.22	\$0.07	\$0.00	\$41.27
10000 Kerr, William C 3369	06/10/2016	1,555.20		.00	89.30	81.70	19.11	40.95	13.59	421.26	889.29
			.00	.00	1,317.80	1,317.80	1,317.80	1,317.80	1,317.80		
		\$1,555.20	\$0.00	\$0.00	\$89.30	\$81.70	\$19.11	\$40.95	\$13.59	\$421.26	\$889.29
			\$0.00	\$0.00	\$1,317.80	\$1,317.80	\$1,317.80	\$1,317.80	\$1,317.80		



Payroll Register - Board of Park Commissioners

Check Date Range 06/10/16 - 06/10/16

Detail Listing

Employee	Check Date	Gross	Imputed Income	EIC	Federal	FICA	Medicare	State	Other	Deductions	Net Pay
Department Parks - Parks & Recreation											
1261 Kiger, Jeremy M	06/10/2016	511.56		.00	18.27	31.72	7.42	16.88	5.60	.00	431.67
			.00	.00	511.56	511.56	511.56	511.56	511.56		
		\$511.56		\$0.00	\$18.27	\$31.72	\$7.42	\$16.88	\$5.60	\$0.00	\$431.67
			\$0.00	\$0.00	\$511.56	\$511.56	\$511.56	\$511.56	\$511.56		
1310 Killoren, Ryan P	06/10/2016	127.35		.00	.00	7.90	1.85	4.20	1.39	.00	112.01
			.00	.00	127.35	127.35	127.35	127.35	127.35		
		\$127.35		\$0.00	\$0.00	\$7.90	\$1.85	\$4.20	\$1.39	\$0.00	\$112.01
			\$0.00	\$0.00	\$127.35	\$127.35	\$127.35	\$127.35	\$127.35		
10000 Kluesner, Daniel Alan 0719	06/10/2016	1,519.20		.00	163.80	80.45	18.81	42.82	14.21	246.64	952.47
			.00	.00	1,297.46	1,297.46	1,297.46	1,297.46	1,297.46		
		\$1,519.20		\$0.00	\$163.80	\$80.45	\$18.81	\$42.82	\$14.21	\$246.64	\$952.47
			\$0.00	\$0.00	\$1,297.46	\$1,297.46	\$1,297.46	\$1,297.46	\$1,297.46		
695 Knapp, William R	06/10/2016	291.11		.00	4.88	18.04	4.22	8.34	2.77	.00	252.86
			.00	.00	291.11	291.11	291.11	291.11	291.11		
		\$291.11		\$0.00	\$4.88	\$18.04	\$4.22	\$8.34	\$2.77	\$0.00	\$252.86
			\$0.00	\$0.00	\$291.11	\$291.11	\$291.11	\$291.11	\$291.11		
10000 Knudsen, William L 3346	06/10/2016	598.87		.00	84.01	37.14	8.68	19.76	6.56	.00	442.72
			.00	.00	598.87	598.87	598.87	598.87	598.87		
		\$598.87		\$0.00	\$84.01	\$37.14	\$8.68	\$19.76	\$6.56	\$0.00	\$442.72
			\$0.00	\$0.00	\$598.87	\$598.87	\$598.87	\$598.87	\$598.87		
973 Kogler, Katherine M	06/10/2016	591.18		.00	10.66	36.65	8.57	19.51	6.47	.00	509.32
			.00	.00	591.18	591.18	591.18	591.18	591.18		
		\$591.18		\$0.00	\$10.66	\$36.65	\$8.57	\$19.51	\$6.47	\$0.00	\$509.32
			\$0.00	\$0.00	\$591.18	\$591.18	\$591.18	\$591.18	\$591.18		
1325 Kojder, Alyssa B	06/10/2016	290.45		.00	20.39	18.01	4.21	9.59	3.18	.00	235.07
			.00	.00	290.45	290.45	290.45	290.45	290.45		
		\$290.45		\$0.00	\$20.39	\$18.01	\$4.21	\$9.59	\$3.18	\$0.00	\$235.07
			\$0.00	\$0.00	\$290.45	\$290.45	\$290.45	\$290.45	\$290.45		
1280 Kumar, Ritula	06/10/2016	52.99		.00	.00	3.29	.77	1.75	.58	.00	46.60
			.00	.00	52.99	52.99	52.99	52.99	52.99		
		\$52.99		\$0.00	\$0.00	\$3.29	\$0.77	\$1.75	\$0.58	\$0.00	\$46.60
			\$0.00	\$0.00	\$52.99	\$52.99	\$52.99	\$52.99	\$52.99		



Payroll Register - Board of Park Commissioners

Check Date Range 06/10/16 - 06/10/16

Detail Listing

Employee	Check Date	Gross	Imputed Income	EIC	Federal	FICA	Medicare	State	Other	Deductions	Net Pay
Department Parks - Parks & Recreation											
316 Labban, Jad A	06/10/2016	99.76		.00	1.32	6.19	1.45	3.29	1.09	.00	86.42
			.00	.00	99.76	99.76	99.76	99.76	99.76		
		\$99.76		\$0.00	\$1.32	\$6.19	\$1.45	\$3.29	\$1.09	\$0.00	\$86.42
			\$0.00	\$0.00	\$99.76	\$99.76	\$99.76	\$99.76	\$99.76		
911 Labis, Kolynn M	06/10/2016	496.10		.00	43.60	30.76	7.20	16.37	5.43	.00	392.74
			.00	.00	496.10	496.10	496.10	496.10	496.10		
		\$496.10		\$0.00	\$43.60	\$30.76	\$7.20	\$16.37	\$5.43	\$0.00	\$392.74
			\$0.00	\$0.00	\$496.10	\$496.10	\$496.10	\$496.10	\$496.10		
1236 Lake, Billie J	06/10/2016	225.33		.00	.00	13.97	3.27	6.17	2.05	.00	199.87
			.00	.00	225.33	225.33	225.33	225.33	225.33		
		\$225.33		\$0.00	\$0.00	\$13.97	\$3.27	\$6.17	\$2.05	\$0.00	\$199.87
			\$0.00	\$0.00	\$225.33	\$225.33	\$225.33	\$225.33	\$225.33		
10000 Lamb, Chris J 0299	06/10/2016	1,610.40		.00	193.17	92.58	21.65	49.28	16.35	156.35	1,081.02
			.00	.00	1,493.27	1,493.27	1,493.27	1,493.27	1,493.27		
		\$1,610.40		\$0.00	\$193.17	\$92.58	\$21.65	\$49.28	\$16.35	\$156.35	\$1,081.02
			\$0.00	\$0.00	\$1,493.27	\$1,493.27	\$1,493.27	\$1,493.27	\$1,493.27		
1268 Lambert, Aurora L	06/10/2016	227.11		.00	14.06	14.08	3.29	7.49	2.49	.00	185.70
			.00	.00	227.11	227.11	227.11	227.11	227.11		
		\$227.11		\$0.00	\$14.06	\$14.08	\$3.29	\$7.49	\$2.49	\$0.00	\$185.70
			\$0.00	\$0.00	\$227.11	\$227.11	\$227.11	\$227.11	\$227.11		
1298 Lance, Shirley A	06/10/2016	588.00		.00	15.34	36.46	8.53	28.13	18.16	.00	481.38
			.00	.00	588.00	588.00	588.00	588.00	588.00		
		\$588.00		\$0.00	\$15.34	\$36.46	\$8.53	\$28.13	\$18.16	\$0.00	\$481.38
			\$0.00	\$0.00	\$588.00	\$588.00	\$588.00	\$588.00	\$588.00		
1311 Langella, Emily E	06/10/2016	193.27		.00	10.67	11.98	2.80	6.38	2.12	.00	159.32
			.00	.00	193.27	193.27	193.27	193.27	193.27		
		\$193.27		\$0.00	\$10.67	\$11.98	\$2.80	\$6.38	\$2.12	\$0.00	\$159.32
			\$0.00	\$0.00	\$193.27	\$193.27	\$193.27	\$193.27	\$193.27		
470 Lavender, Jai D	06/10/2016	388.88		.00	14.66	24.11	5.65	11.56	3.84	.00	329.06
			.00	.00	388.88	388.88	388.88	388.88	388.88		
		\$388.88		\$0.00	\$14.66	\$24.11	\$5.65	\$11.56	\$3.84	\$0.00	\$329.06
			\$0.00	\$0.00	\$388.88	\$388.88	\$388.88	\$388.88	\$388.88		



Payroll Register - Board of Park Commissioners

Check Date Range 06/10/16 - 06/10/16

Detail Listing

Employee	Check Date	Gross	Imputed Income	EIC	Federal	FICA	Medicare	State	Other	Deductions	Net Pay
Department Parks - Parks & Recreation											
10000 Lavender, Matthew E 3600	06/10/2016	145.18		.00	15.86	9.00	2.11	9.79	1.59	.00	106.83
			.00	.00	145.18	145.18	145.18	145.18	145.18		
		\$145.18		\$0.00	\$15.86	\$9.00	\$2.11	\$9.79	\$1.59	\$0.00	\$106.83
			\$0.00	\$0.00	\$145.18	\$145.18	\$145.18	\$145.18	\$145.18		
1341 Lee, Noelle E	06/10/2016	278.05		.00	19.15	17.24	4.03	9.18	3.04	.00	225.41
			.00	.00	278.05	278.05	278.05	278.05	278.05		
		\$278.05		\$0.00	\$19.15	\$17.24	\$4.03	\$9.18	\$3.04	\$0.00	\$225.41
			\$0.00	\$0.00	\$278.05	\$278.05	\$278.05	\$278.05	\$278.05		
10000 Lee, William D 1575	06/10/2016	518.50		.00	27.62	32.15	7.52	15.84	5.26	.00	430.11
			.00	.00	518.50	518.50	518.50	518.50	518.50		
		\$518.50		\$0.00	\$27.62	\$32.15	\$7.52	\$15.84	\$5.26	\$0.00	\$430.11
			\$0.00	\$0.00	\$518.50	\$518.50	\$518.50	\$518.50	\$518.50		
1053 Lien, Carson C	06/10/2016	332.92		.00	9.06	20.64	4.83	9.72	3.22	.00	285.45
			.00	.00	332.92	332.92	332.92	332.92	332.92		
		\$332.92		\$0.00	\$9.06	\$20.64	\$4.83	\$9.72	\$3.22	\$0.00	\$285.45
			\$0.00	\$0.00	\$332.92	\$332.92	\$332.92	\$332.92	\$332.92		
1312 Liford, Emily C	06/10/2016	102.05		.00	1.55	6.33	1.48	3.37	1.12	.00	88.20
			.00	.00	102.05	102.05	102.05	102.05	102.05		
		\$102.05		\$0.00	\$1.55	\$6.33	\$1.48	\$3.37	\$1.12	\$0.00	\$88.20
			\$0.00	\$0.00	\$102.05	\$102.05	\$102.05	\$102.05	\$102.05		
519 Livingston, Alyssa S	06/10/2016	227.25		.00	14.07	14.09	3.30	7.50	2.49	.00	185.80
			.00	.00	227.25	227.25	227.25	227.25	227.25		
		\$227.25		\$0.00	\$14.07	\$14.09	\$3.30	\$7.50	\$2.49	\$0.00	\$185.80
			\$0.00	\$0.00	\$227.25	\$227.25	\$227.25	\$227.25	\$227.25		
202 Lutes, Kathryn E	06/10/2016	147.62		.00	6.11	9.15	2.13	4.87	1.62	.00	123.74
			.00	.00	147.62	147.62	147.62	147.62	147.62		
		\$147.62		\$0.00	\$6.11	\$9.15	\$2.13	\$4.87	\$1.62	\$0.00	\$123.74
			\$0.00	\$0.00	\$147.62	\$147.62	\$147.62	\$147.62	\$147.62		
1362 Majors, Courtnee R	06/10/2016	169.60		.00	8.31	10.52	2.46	4.33	1.44	.00	142.54
			.00	.00	169.60	169.60	169.60	169.60	169.60		
		\$169.60		\$0.00	\$8.31	\$10.52	\$2.46	\$4.33	\$1.44	\$0.00	\$142.54
			\$0.00	\$0.00	\$169.60	\$169.60	\$169.60	\$169.60	\$169.60		



Payroll Register - Board of Park Commissioners

Check Date Range 06/10/16 - 06/10/16

Detail Listing

Employee	Check Date	Gross	Imputed Income	EIC	Federal	FICA	Medicare	State	Other	Deductions	Net Pay
Department Parks - Parks & Recreation											
1243 Maloney, Laura J	06/10/2016	673.92		.00	46.91	41.78	9.77	20.97	11.25	.00	543.24
			.00	.00	673.92	673.92	673.92	673.92	673.92		
		\$673.92	\$0.00	\$0.00	\$46.91	\$41.78	\$9.77	\$20.97	\$11.25	\$0.00	\$543.24
1165 Marler, Kwang Hsiung	06/10/2016	1,884.61		.00	234.67	113.56	26.55	60.44	20.06	53.05	1,376.28
			.00	.00	1,831.56	1,831.56	1,831.56	1,831.56	1,831.56		
		\$1,884.61	\$0.00	\$0.00	\$234.67	\$113.56	\$26.55	\$60.44	\$20.06	\$53.05	\$1,376.28
10000 Martin, Newton P 0796	06/10/2016	944.46		.00	135.85	58.57	13.70	31.17	10.34	.00	694.83
			.00	.00	944.46	944.46	944.46	944.46	944.46		
		\$944.46	\$0.00	\$0.00	\$135.85	\$58.57	\$13.70	\$31.17	\$10.34	\$0.00	\$694.83
1222 Martindale, Claude C	06/10/2016	728.28		.00	24.37	45.15	10.56	64.03	19.81	.00	564.36
			.00	.00	728.28	728.28	728.28	728.28	728.28		
		\$728.28	\$0.00	\$0.00	\$24.37	\$45.15	\$10.56	\$64.03	\$19.81	\$0.00	\$564.36
753 Martinez, Xavier F	06/10/2016	118.86		.00	3.23	7.37	1.72	3.92	1.30	.00	101.32
			.00	.00	118.86	118.86	118.86	118.86	118.86		
		\$118.86	\$0.00	\$0.00	\$3.23	\$7.37	\$1.72	\$3.92	\$1.30	\$0.00	\$101.32
1314 Marzke, Grant A	06/10/2016	318.38		.00	7.61	19.74	4.62	9.24	4.90	.00	272.27
			.00	.00	318.38	318.38	318.38	318.38	318.38		
		\$318.38	\$0.00	\$0.00	\$7.61	\$19.74	\$4.62	\$9.24	\$4.90	\$0.00	\$272.27
1315 Maxey, Grace E	06/10/2016	507.92		.00	45.37	31.49	7.36	16.76	5.08	.00	401.86
			.00	.00	507.92	507.92	507.92	507.92	507.92		
		\$507.92	\$0.00	\$0.00	\$45.37	\$31.49	\$7.36	\$16.76	\$5.08	\$0.00	\$401.86
988 McCalla, Mattie L	06/10/2016	867.79		.00	31.39	53.80	12.57	28.64	9.50	.00	731.89
			.00	.00	867.79	867.79	867.79	867.79	867.79		
		\$867.79	\$0.00	\$0.00	\$31.39	\$53.80	\$12.57	\$28.64	\$9.50	\$0.00	\$731.89
			\$0.00	\$0.00	\$867.79	\$867.79	\$867.79	\$867.79	\$867.79		



Payroll Register - Board of Park Commissioners

Check Date Range 06/10/16 - 06/10/16

Detail Listing

Employee	Check Date	Gross	Imputed Income	EIC	Federal	FICA	Medicare	State	Other	Deductions	Net Pay
Department Parks - Parks & Recreation											
10000 McDevitt, Paula M 0333	06/10/2016	2,892.65		.00	325.53	179.34	41.94	94.19	31.25	53.23	2,167.17
			.00	.00	2,892.65	2,892.65	2,892.65	2,892.65	2,892.65		
		\$2,892.65	\$0.00	\$0.00	\$325.53	\$179.34	\$41.94	\$94.19	\$31.25	\$53.23	\$2,167.17
1263 McGarry, Kessler G	06/10/2016	487.90		.00	24.56	30.25	7.07	14.83	4.92	.00	406.27
			.00	.00	487.90	487.90	487.90	487.90	487.90		
		\$487.90	\$0.00	\$0.00	\$24.56	\$30.25	\$7.07	\$14.83	\$4.92	\$0.00	\$406.27
876 McGhee, Brandon	06/10/2016	357.18		.00	11.49	22.15	5.18	10.52	3.49	.00	304.35
			.00	.00	357.18	357.18	357.18	357.18	357.18		
		\$357.18	\$0.00	\$0.00	\$11.49	\$22.15	\$5.18	\$10.52	\$3.49	\$0.00	\$304.35
10000 McGill, Morgan K 3518	06/10/2016	61.50		.00	.00	3.81	.90	.76	.25	.00	55.78
			.00	.00	61.50	61.50	61.50	61.50	61.50		
		\$61.50	\$0.00	\$0.00	\$0.00	\$3.81	\$0.90	\$0.76	\$0.25	\$0.00	\$55.78
1226 McGinley, Justine M	06/10/2016	213.62		.00	12.71	13.24	3.09	7.05	2.34	.00	175.19
			.00	.00	213.62	213.62	213.62	213.62	213.62		
		\$213.62	\$0.00	\$0.00	\$12.71	\$13.24	\$3.09	\$7.05	\$2.34	\$0.00	\$175.19
10000 McGlothlin, Brenda S 0330	06/10/2016	986.40		.00	65.76	61.15	14.30	32.55	10.80	.00	801.84
			.00	.00	986.40	986.40	986.40	986.40	986.40		
		\$986.40	\$0.00	\$0.00	\$65.76	\$61.15	\$14.30	\$32.55	\$10.80	\$0.00	\$801.84
1225 McHaley, Liz N	06/10/2016	178.88		.00	9.23	11.09	2.59	5.90	1.96	.00	148.11
			.00	.00	178.88	178.88	178.88	178.88	178.88		
		\$178.88	\$0.00	\$0.00	\$9.23	\$11.09	\$2.59	\$5.90	\$1.96	\$0.00	\$148.11
1273 McIntosh, Amanda C	06/10/2016	373.56		.00	28.70	23.16	5.42	11.06	3.67	.00	301.55
			.00	.00	373.56	373.56	373.56	373.56	373.56		
		\$373.56	\$0.00	\$0.00	\$28.70	\$23.16	\$5.42	\$11.06	\$3.67	\$0.00	\$301.55



Payroll Register - Board of Park Commissioners

Check Date Range 06/10/16 - 06/10/16

Detail Listing

Employee	Check Date	Gross	Imputed Income	EIC	Federal	FICA	Medicare	State	Other	Deductions	Net Pay
Department Parks - Parks & Recreation											
46 McLaughlin, Bradly K	06/10/2016	514.80		.00	27.25	31.92	7.46	16.99	5.64	.00	425.54
			.00	.00	514.80	514.80	514.80	514.80	514.80		
		\$514.80		\$0.00	\$27.25	\$31.92	\$7.46	\$16.99	\$5.64	\$0.00	\$425.54
			\$0.00	\$0.00	\$514.80	\$514.80	\$514.80	\$514.80	\$514.80		
1042 Meacham, Bart C	06/10/2016	335.69		.00	.00	20.81	4.86	9.81	3.25	.00	296.96
			.00	.00	335.69	335.69	335.69	335.69	335.69		
		\$335.69		\$0.00	\$0.00	\$20.81	\$4.86	\$9.81	\$3.25	\$0.00	\$296.96
			\$0.00	\$0.00	\$335.69	\$335.69	\$335.69	\$335.69	\$335.69		
1238 Mehay, Samantha R	06/10/2016	181.11		.00	9.46	11.24	2.63	5.98	1.98	.00	149.82
			.00	.00	181.11	181.11	181.11	181.11	181.11		
		\$181.11		\$0.00	\$9.46	\$11.24	\$2.63	\$5.98	\$1.98	\$0.00	\$149.82
			\$0.00	\$0.00	\$181.11	\$181.11	\$181.11	\$181.11	\$181.11		
1366 Melrose, Kevin M	06/10/2016	423.54		.00	.00	26.26	6.14	12.71	4.22	.00	374.21
			.00	.00	423.54	423.54	423.54	423.54	423.54		
		\$423.54		\$0.00	\$0.00	\$26.26	\$6.14	\$12.71	\$4.22	\$0.00	\$374.21
			\$0.00	\$0.00	\$423.54	\$423.54	\$423.54	\$423.54	\$423.54		
1281 Mikulich, Levi j	06/10/2016	160.92		.00	7.44	9.98	2.33	5.31	1.76	.00	134.10
			.00	.00	160.92	160.92	160.92	160.92	160.92		
		\$160.92		\$0.00	\$7.44	\$9.98	\$2.33	\$5.31	\$1.76	\$0.00	\$134.10
			\$0.00	\$0.00	\$160.92	\$160.92	\$160.92	\$160.92	\$160.92		
96 Miller, Alison M	06/10/2016	1,591.81		.00	97.02	95.75	22.39	45.19	14.99	231.25	1,085.22
			.00	.00	1,369.25	1,544.25	1,544.25	1,369.25	1,369.25		
		\$1,591.81		\$0.00	\$97.02	\$95.75	\$22.39	\$45.19	\$14.99	\$231.25	\$1,085.22
			\$0.00	\$0.00	\$1,369.25	\$1,544.25	\$1,544.25	\$1,369.25	\$1,369.25		
1364 Miller, Jennifer E	06/10/2016	13.00		.00	.00	.81	.19	.00	.00	.00	12.00
			.00	.00	13.00	13.00	13.00	13.00	13.00		
		\$13.00		\$0.00	\$0.00	\$0.81	\$0.19	\$0.00	\$0.00	\$0.00	\$12.00
			\$0.00	\$0.00	\$13.00	\$13.00	\$13.00	\$13.00	\$13.00		
461 Minett, Mark R	06/10/2016	677.32		.00	19.27	42.00	9.82	21.08	7.00	.00	578.15
			.00	.00	677.32	677.32	677.32	677.32	677.32		
		\$677.32		\$0.00	\$19.27	\$42.00	\$9.82	\$21.08	\$7.00	\$0.00	\$578.15
			\$0.00	\$0.00	\$677.32	\$677.32	\$677.32	\$677.32	\$677.32		



Payroll Register - Board of Park Commissioners

Check Date Range 06/10/16 - 06/10/16

Detail Listing

Employee	Check Date	Gross	Imputed Income	EIC	Federal	FICA	Medicare	State	Other	Deductions	Net Pay
Department Parks - Parks & Recreation											
887 Morgan, Robert A	06/10/2016	229.90		.00	.00	14.25	3.33	7.59	2.52	.00	202.21
			.00	.00	229.90	229.90	229.90	229.90	229.90		
		\$229.90		\$0.00	\$0.00	\$14.25	\$3.33	\$7.59	\$2.52	\$0.00	\$202.21
			\$0.00	\$0.00	\$229.90	\$229.90	\$229.90	\$229.90	\$229.90		
1274 Mullen, Emma S	06/10/2016	331.12		.00	24.46	20.53	4.80	10.93	3.63	.00	266.77
			.00	.00	331.12	331.12	331.12	331.12	331.12		
		\$331.12		\$0.00	\$24.46	\$20.53	\$4.80	\$10.93	\$3.63	\$0.00	\$266.77
			\$0.00	\$0.00	\$331.12	\$331.12	\$331.12	\$331.12	\$331.12		
10000 Narwold, Malcolm J 2353	06/10/2016	172.70		.00	8.62	10.71	2.51	5.70	1.89	.00	143.27
			.00	.00	172.70	172.70	172.70	172.70	172.70		
		\$172.70		\$0.00	\$8.62	\$10.71	\$2.51	\$5.70	\$1.89	\$0.00	\$143.27
			\$0.00	\$0.00	\$172.70	\$172.70	\$172.70	\$172.70	\$172.70		
10000 Neely, Lesilyn S 0361	06/10/2016	1,406.40		.00	113.69	82.12	19.20	43.71	14.50	86.65	1,046.53
			.00	.00	1,324.60	1,324.60	1,324.60	1,324.60	1,324.60		
		\$1,406.40		\$0.00	\$113.69	\$82.12	\$19.20	\$43.71	\$14.50	\$86.65	\$1,046.53
			\$0.00	\$0.00	\$1,324.60	\$1,324.60	\$1,324.60	\$1,324.60	\$1,324.60		
696 Nelson, John C	06/10/2016	672.76		.00	46.73	41.72	9.76	20.93	6.95	105.00	441.67
			.00	.00	672.76	672.76	672.76	672.76	672.76		
		\$672.76		\$0.00	\$46.73	\$41.72	\$9.76	\$20.93	\$6.95	\$105.00	\$441.67
			\$0.00	\$0.00	\$672.76	\$672.76	\$672.76	\$672.76	\$672.76		
1275 Neuhouser, Davis S	06/10/2016	48.82		.00	.00	3.03	.71	1.61	.53	.00	42.94
			.00	.00	48.82	48.82	48.82	48.82	48.82		
		\$48.82		\$0.00	\$0.00	\$3.03	\$0.71	\$1.61	\$0.53	\$0.00	\$42.94
			\$0.00	\$0.00	\$48.82	\$48.82	\$48.82	\$48.82	\$48.82		
883 Nickelson, Joshua B	06/10/2016	192.61		.00	30.00	11.94	2.79	36.36	22.11	.00	89.41
			.00	.00	192.61	192.61	192.61	192.61	192.61		
		\$192.61		\$0.00	\$30.00	\$11.94	\$2.79	\$36.36	\$22.11	\$0.00	\$89.41
			\$0.00	\$0.00	\$192.61	\$192.61	\$192.61	\$192.61	\$192.61		
1359 O'Hair, Alexandra RL	06/10/2016	279.84		.00	.00	17.35	4.06	7.97	2.41	.00	248.05
			.00	.00	279.84	279.84	279.84	279.84	279.84		
		\$279.84		\$0.00	\$0.00	\$17.35	\$4.06	\$7.97	\$2.41	\$0.00	\$248.05
			\$0.00	\$0.00	\$279.84	\$279.84	\$279.84	\$279.84	\$279.84		



Payroll Register - Board of Park Commissioners

Check Date Range 06/10/16 - 06/10/16

Detail Listing

Employee	Check Date	Gross	Imputed Income	EIC	Federal	FICA	Medicare	State	Other	Deductions	Net Pay
Department Parks - Parks & Recreation											
10000 Owen, Olan D 2447	06/10/2016	570.35		.00	114.74	35.36	8.27	18.82	6.25	.00	386.91
			.00	.00	570.35	570.35	570.35	570.35	570.35		
		\$570.35	\$0.00	\$0.00	\$114.74	\$35.36	\$8.27	\$18.82	\$6.25	\$0.00	\$386.91
1316 Padget, Grace E	06/10/2016	320.16		.00	23.36	19.85	4.64	10.57	3.51	.00	258.23
			.00	.00	320.16	320.16	320.16	320.16	320.16		
		\$320.16	\$0.00	\$0.00	\$23.36	\$19.85	\$4.64	\$10.57	\$3.51	\$0.00	\$258.23
1282 Paquette, Ryan N	06/10/2016	193.43		.00	10.69	11.99	2.80	6.38	2.12	.00	159.45
			.00	.00	193.43	193.43	193.43	193.43	193.43		
		\$193.43	\$0.00	\$0.00	\$10.69	\$11.99	\$2.80	\$6.38	\$2.12	\$0.00	\$159.45
1335 Park, Griffin M	06/10/2016	244.09		.00	.18	15.13	3.54	6.79	2.06	.00	216.39
			.00	.00	244.09	244.09	244.09	244.09	244.09		
		\$244.09	\$0.00	\$0.00	\$0.18	\$15.13	\$3.54	\$6.79	\$2.06	\$0.00	\$216.39
844 Parkes, Christa M	06/10/2016	241.39		.00	15.49	14.97	3.50	7.97	2.64	.00	196.82
			.00	.00	241.39	241.39	241.39	241.39	241.39		
		\$241.39	\$0.00	\$0.00	\$15.49	\$14.97	\$3.50	\$7.97	\$2.64	\$0.00	\$196.82
10000 Pate, Robert E 3304	06/10/2016	47.10		.00	.00	2.92	.67	.29	.09	.00	43.13
			.00	.00	47.10	47.10	47.10	47.10	47.10		
		\$47.10	\$0.00	\$0.00	\$0.00	\$2.92	\$0.67	\$0.29	\$0.09	\$0.00	\$43.13
729 Pattison, Luke A	06/10/2016	573.65		.00	33.13	35.57	8.32	18.93	6.28	.00	471.42
			.00	.00	573.65	573.65	573.65	573.65	573.65		
		\$573.65	\$0.00	\$0.00	\$33.13	\$35.57	\$8.32	\$18.93	\$6.28	\$0.00	\$471.42
366 Pearson, Erik W	06/10/2016	1,261.11		.00	127.68	75.17	17.58	40.01	13.28	53.38	934.01
			.00	.00	1,212.41	1,212.41	1,212.41	1,212.41	1,212.41		
		\$1,261.11	\$0.00	\$0.00	\$127.68	\$75.17	\$17.58	\$40.01	\$13.28	\$53.38	\$934.01
			\$0.00	\$0.00	\$1,212.41	\$1,212.41	\$1,212.41	\$1,212.41	\$1,212.41		



Payroll Register - Board of Park Commissioners

Check Date Range 06/10/16 - 06/10/16

Detail Listing

Employee	Check Date	Gross	Imputed Income	EIC	Federal	FICA	Medicare	State	Other	Deductions	Net Pay
Department Parks - Parks & Recreation											
10000 Pedersen, Scott 1021	06/10/2016	1,538.47		.00	119.19	81.32	19.02	42.01	14.36	240.00	1,022.57
			.00	.00	1,311.58	1,311.58	1,311.58	1,311.58	1,311.58		
		\$1,538.47		\$0.00	\$119.19	\$81.32	\$19.02	\$42.01	\$14.36	\$240.00	\$1,022.57
			\$0.00	\$0.00	\$1,311.58	\$1,311.58	\$1,311.58	\$1,311.58	\$1,311.58		
1361 Pedro, Stephanie L	06/10/2016	162.43		.00	7.59	10.07	2.36	5.36	2.84	.00	134.21
			.00	.00	162.43	162.43	162.43	162.43	162.43		
		\$162.43		\$0.00	\$7.59	\$10.07	\$2.36	\$5.36	\$2.84	\$0.00	\$134.21
			\$0.00	\$0.00	\$162.43	\$162.43	\$162.43	\$162.43	\$162.43		
691 Peterson, Dylan S	06/10/2016	453.68		.00	5.56	28.13	6.59	13.70	4.55	.00	395.15
			.00	.00	453.68	453.68	453.68	453.68	453.68		
		\$453.68		\$0.00	\$5.56	\$28.13	\$6.59	\$13.70	\$4.55	\$0.00	\$395.15
			\$0.00	\$0.00	\$453.68	\$453.68	\$453.68	\$453.68	\$453.68		
1257 Pierce, Vicki A	06/10/2016	138.06		.00	.00	8.56	2.00	3.29	1.09	.00	123.12
			.00	.00	138.06	138.06	138.06	138.06	138.06		
		\$138.06		\$0.00	\$0.00	\$8.56	\$2.00	\$3.29	\$1.09	\$0.00	\$123.12
			\$0.00	\$0.00	\$138.06	\$138.06	\$138.06	\$138.06	\$138.06		
1269 Potter, Madelyn K	06/10/2016	241.39		.00	15.49	14.97	3.50	7.97	2.64	.00	196.82
			.00	.00	241.39	241.39	241.39	241.39	241.39		
		\$241.39		\$0.00	\$15.49	\$14.97	\$3.50	\$7.97	\$2.64	\$0.00	\$196.82
			\$0.00	\$0.00	\$241.39	\$241.39	\$241.39	\$241.39	\$241.39		
10000 Prince, Kevin L 0748	06/10/2016	1,555.20		.00	172.47	93.68	21.91	49.86	41.10	82.98	1,093.20
			.00	.00	1,511.04	1,511.04	1,511.04	1,511.04	1,511.04		
		\$1,555.20		\$0.00	\$172.47	\$93.68	\$21.91	\$49.86	\$41.10	\$82.98	\$1,093.20
			\$0.00	\$0.00	\$1,511.04	\$1,511.04	\$1,511.04	\$1,511.04	\$1,511.04		
961 Raburn, Samantha A	06/10/2016	771.12		.00	84.85	47.81	11.18	25.45	8.44	.00	593.39
			.00	.00	771.12	771.12	771.12	771.12	771.12		
		\$771.12		\$0.00	\$84.85	\$47.81	\$11.18	\$25.45	\$8.44	\$0.00	\$593.39
			\$0.00	\$0.00	\$771.12	\$771.12	\$771.12	\$771.12	\$771.12		
10000 Ramey, Julie A 1710	06/10/2016	2,094.34		.00	169.37	130.30	30.47	59.83	50.36	277.65	1,376.36
			.00	.00	1,851.57	2,101.57	2,101.57	1,851.57	1,851.57		
		\$2,094.34		\$0.00	\$169.37	\$130.30	\$30.47	\$59.83	\$50.36	\$277.65	\$1,376.36
			\$0.00	\$0.00	\$1,851.57	\$2,101.57	\$2,101.57	\$1,851.57	\$1,851.57		



Payroll Register - Board of Park Commissioners

Check Date Range 06/10/16 - 06/10/16

Detail Listing

Employee	Check Date	Gross	Imputed Income	EIC	Federal	FICA	Medicare	State	Other	Deductions	Net Pay
Department Parks - Parks & Recreation											
10000 Ramsey, Chris 0975	06/10/2016	142.20		.00	5.57	8.82	2.06	4.69	1.56	.00	119.50
			.00	.00	142.20	142.20	142.20	142.20	142.20		
		\$142.20		\$0.00	\$5.57	\$8.82	\$2.06	\$4.69	\$1.56	\$0.00	\$119.50
			\$0.00	\$0.00	\$142.20	\$142.20	\$142.20	\$142.20	\$142.20		
10000 Ream, William J 3618	06/10/2016	1,629.83		.00	183.18	98.11	22.95	50.95	16.91	53.05	1,204.68
			.00	.00	1,582.40	1,582.40	1,582.40	1,582.40	1,582.40		
		\$1,629.83		\$0.00	\$183.18	\$98.11	\$22.95	\$50.95	\$16.91	\$53.05	\$1,204.68
			\$0.00	\$0.00	\$1,582.40	\$1,582.40	\$1,582.40	\$1,582.40	\$1,582.40		
732 Reed, Hana M	06/10/2016	147.77		.00	.00	9.16	2.13	4.88	2.31	.00	129.29
			.00	.00	147.77	147.77	147.77	147.77	147.77		
		\$147.77		\$0.00	\$0.00	\$9.16	\$2.13	\$4.88	\$2.31	\$0.00	\$129.29
			\$0.00	\$0.00	\$147.77	\$147.77	\$147.77	\$147.77	\$147.77		
10000 Retzlaff, Carl D 0406	06/10/2016	1,643.20		.00	149.11	86.43	20.22	46.00	17.43	269.15	1,054.86
			.00	.00	1,394.05	1,394.05	1,394.05	1,394.05	1,394.05		
		\$1,643.20		\$0.00	\$149.11	\$86.43	\$20.22	\$46.00	\$17.43	\$269.15	\$1,054.86
			\$0.00	\$0.00	\$1,394.05	\$1,394.05	\$1,394.05	\$1,394.05	\$1,394.05		
10000 Richardson, James B 3209	06/10/2016	1,416.80		.00	158.03	85.64	20.03	49.32	24.71	44.26	1,034.81
			.00	.00	1,381.39	1,381.39	1,381.39	1,381.39	1,381.39		
		\$1,416.80		\$0.00	\$158.03	\$85.64	\$20.03	\$49.32	\$24.71	\$44.26	\$1,034.81
			\$0.00	\$0.00	\$1,381.39	\$1,381.39	\$1,381.39	\$1,381.39	\$1,381.39		
10000 Ritter, Crystal L 3485	06/10/2016	134.08		.00	1.00	8.30	1.93	5.16	1.05	.00	116.64
			.00	.00	134.08	134.08	134.08	134.08	134.08		
		\$134.08		\$0.00	\$1.00	\$8.30	\$1.93	\$5.16	\$1.05	\$0.00	\$116.64
			\$0.00	\$0.00	\$134.08	\$134.08	\$134.08	\$134.08	\$134.08		
10000 Robertson, Dennis 0632	06/10/2016	1,634.40		.00	185.16	101.33	23.70	53.94	20.43	47.30	1,202.54
			.00	.00	1,634.40	1,634.40	1,634.40	1,634.40	1,634.40		
		\$1,634.40		\$0.00	\$185.16	\$101.33	\$23.70	\$53.94	\$20.43	\$47.30	\$1,202.54
			\$0.00	\$0.00	\$1,634.40	\$1,634.40	\$1,634.40	\$1,634.40	\$1,634.40		



Payroll Register - Board of Park Commissioners

Check Date Range 06/10/16 - 06/10/16

Detail Listing

Employee	Check Date	Gross	Imputed Income	EIC	Federal	FICA	Medicare	State	Other	Deductions	Net Pay
Department Parks - Parks & Recreation											
1229 Robinson, Al R Jr	06/10/2016	914.90		.00	36.32	56.72	13.27	30.19	10.02	.00	768.38
			.00	.00	914.90	914.90	914.90	914.90	914.90		
		\$914.90		\$0.00	\$36.32	\$56.72	\$13.27	\$30.19	\$10.02	\$0.00	\$768.38
			\$0.00	\$0.00	\$914.90	\$914.90	\$914.90	\$914.90	\$914.90		
1321 Roganovich, Donald B	06/10/2016	515.46		.00	46.50	31.96	7.47	17.01	5.64	.00	406.88
			.00	.00	515.46	515.46	515.46	515.46	515.46		
		\$515.46		\$0.00	\$46.50	\$31.96	\$7.47	\$17.01	\$5.64	\$0.00	\$406.88
			\$0.00	\$0.00	\$515.46	\$515.46	\$515.46	\$515.46	\$515.46		
1051 Roll, Taryn R	06/10/2016	288.67		.00	20.21	17.90	4.19	9.53	3.16	.00	233.68
			.00	.00	288.67	288.67	288.67	288.67	288.67		
		\$288.67		\$0.00	\$20.21	\$17.90	\$4.19	\$9.53	\$3.16	\$0.00	\$233.68
			\$0.00	\$0.00	\$288.67	\$288.67	\$288.67	\$288.67	\$288.67		
10000 Rollins, Nancy J 1154	06/10/2016	918.40		.00	106.94	56.94	13.32	30.31	11.48	.00	699.41
			.00	.00	918.40	918.40	918.40	918.40	918.40		
		\$918.40		\$0.00	\$106.94	\$56.94	\$13.32	\$30.31	\$11.48	\$0.00	\$699.41
			\$0.00	\$0.00	\$918.40	\$918.40	\$918.40	\$918.40	\$918.40		
10000 Ruble, Dareal W 2196	06/10/2016	484.80		.00	24.25	30.06	7.03	14.73	4.89	186.00	217.84
			.00	.00	484.80	484.80	484.80	484.80	484.80		
		\$484.80		\$0.00	\$24.25	\$30.06	\$7.03	\$14.73	\$4.89	\$186.00	\$217.84
			\$0.00	\$0.00	\$484.80	\$484.80	\$484.80	\$484.80	\$484.80		
690 Salisbury, James D	06/10/2016	1,416.80		.00	15.82	88.14	20.61	43.11	14.30	36.84	1,197.98
			.00	.00	1,421.69	1,421.69	1,421.69	1,421.69	1,421.69		
		\$1,416.80		\$0.00	\$15.82	\$88.14	\$20.61	\$43.11	\$14.30	\$36.84	\$1,197.98
			\$0.00	\$0.00	\$1,421.69	\$1,421.69	\$1,421.69	\$1,421.69	\$1,421.69		
650 Saunders, Kelcey D	06/10/2016	328.58		.00	24.20	20.37	4.76	9.57	3.60	.00	266.08
			.00	.00	328.58	328.58	328.58	328.58	328.58		
		\$328.58		\$0.00	\$24.20	\$20.37	\$4.76	\$9.57	\$3.60	\$0.00	\$266.08
			\$0.00	\$0.00	\$328.58	\$328.58	\$328.58	\$328.58	\$328.58		
1283 Schaeffer, Lucille G	06/10/2016	227.65		.00	.00	14.11	3.30	7.51	3.07	.00	199.66
			.00	.00	227.65	227.65	227.65	227.65	227.65		
		\$227.65		\$0.00	\$0.00	\$14.11	\$3.30	\$7.51	\$3.07	\$0.00	\$199.66
			\$0.00	\$0.00	\$227.65	\$227.65	\$227.65	\$227.65	\$227.65		



Payroll Register - Board of Park Commissioners

Check Date Range 06/10/16 - 06/10/16

Detail Listing

Employee	Check Date	Gross	Imputed Income	EIC	Federal	FICA	Medicare	State	Other	Deductions	Net Pay
Department Parks - Parks & Recreation											
1317 Scheid, Jane M	06/10/2016	178.30		.00	9.18	11.05	2.59	5.88	1.95	.00	147.65
			.00	.00	178.30	178.30	178.30	178.30	178.30		
		\$178.30		\$0.00	\$9.18	\$11.05	\$2.59	\$5.88	\$1.95	\$0.00	\$147.65
			\$0.00	\$0.00	\$178.30	\$178.30	\$178.30	\$178.30	\$178.30		
553 Scholtz, Emily L	06/10/2016	89.68		.00	.00	5.56	1.30	1.69	.56	.00	80.57
			.00	.00	89.68	89.68	89.68	89.68	89.68		
		\$89.68		\$0.00	\$0.00	\$5.56	\$1.30	\$1.69	\$0.56	\$0.00	\$80.57
			\$0.00	\$0.00	\$89.68	\$89.68	\$89.68	\$89.68	\$89.68		
1057 Schulte, Joshua K	06/10/2016	23.35		.00	.00	1.45	.34	.77	.26	.00	20.53
			.00	.00	23.35	23.35	23.35	23.35	23.35		
		\$23.35		\$0.00	\$0.00	\$1.45	\$0.34	\$0.77	\$0.26	\$0.00	\$20.53
			\$0.00	\$0.00	\$23.35	\$23.35	\$23.35	\$23.35	\$23.35		
10000 Schwartz, Megan M 3460	06/10/2016	1,571.41		.00	174.91	94.69	22.15	50.40	16.72	55.79	1,156.75
			.00	.00	1,527.30	1,527.30	1,527.30	1,527.30	1,527.30		
		\$1,571.41		\$0.00	\$174.91	\$94.69	\$22.15	\$50.40	\$16.72	\$55.79	\$1,156.75
			\$0.00	\$0.00	\$1,527.30	\$1,527.30	\$1,527.30	\$1,527.30	\$1,527.30		
1351 Schwedland, Erik V	06/10/2016	176.62		.00	9.01	10.95	2.56	5.83	1.93	.00	146.34
			.00	.00	176.62	176.62	176.62	176.62	176.62		
		\$176.62		\$0.00	\$9.01	\$10.95	\$2.56	\$5.83	\$1.93	\$0.00	\$146.34
			\$0.00	\$0.00	\$176.62	\$176.62	\$176.62	\$176.62	\$176.62		
1355 Scott, Caleb J	06/10/2016	430.76		.00	34.42	26.71	6.25	14.22	4.72	.00	344.44
			.00	.00	430.76	430.76	430.76	430.76	430.76		
		\$430.76		\$0.00	\$34.42	\$26.71	\$6.25	\$14.22	\$4.72	\$0.00	\$344.44
			\$0.00	\$0.00	\$430.76	\$430.76	\$430.76	\$430.76	\$430.76		
10000 Serriere, Jean-Luc 1427	06/10/2016	951.00		.00	65.10	58.96	13.78	30.11	9.99	.00	773.06
			.00	.00	951.00	951.00	951.00	951.00	951.00		
		\$951.00		\$0.00	\$65.10	\$58.96	\$13.78	\$30.11	\$9.99	\$0.00	\$773.06
			\$0.00	\$0.00	\$951.00	\$951.00	\$951.00	\$951.00	\$951.00		
1344 Sherfick, Sage H	06/10/2016	45.14		.00	.00	2.80	.65	.22	.07	.00	41.40
			.00	.00	45.14	45.14	45.14	45.14	45.14		
		\$45.14		\$0.00	\$0.00	\$2.80	\$0.65	\$0.22	\$0.07	\$0.00	\$41.40
			\$0.00	\$0.00	\$45.14	\$45.14	\$45.14	\$45.14	\$45.14		



Payroll Register - Board of Park Commissioners

Check Date Range 06/10/16 - 06/10/16

Detail Listing

Employee	Check Date	Gross	Imputed Income	EIC	Federal	FICA	Medicare	State	Other	Deductions	Net Pay
Department Parks - Parks & Recreation											
1012 Sherwood, Tabitha J	06/10/2016	8.49		.00	.00	.53	.12	.28	.11	.00	7.45
			.00	.00	8.49	8.49	8.49	8.49	8.49		
		\$8.49	\$0.00	\$0.00	\$0.00	\$0.53	\$0.12	\$0.28	\$0.11	\$0.00	\$7.45
10000 Shoufler, Teddie L 2876	06/10/2016	121.68		.00	.00	7.54	1.76	2.75	.91	.00	108.72
			.00	.00	121.68	121.68	121.68	121.68	121.68		
		\$121.68	\$0.00	\$0.00	\$0.00	\$7.54	\$1.76	\$2.75	\$0.91	\$0.00	\$108.72
1326 Showalter, Hunter W	06/10/2016	305.45		.00	21.89	18.94	4.43	10.08	3.34	.00	246.77
			.00	.00	305.45	305.45	305.45	305.45	305.45		
		\$305.45	\$0.00	\$0.00	\$21.89	\$18.94	\$4.43	\$10.08	\$3.34	\$0.00	\$246.77
10000 Shrake, Amy M 2028	06/10/2016	1,710.50		.00	191.49	93.74	21.93	48.91	16.23	271.59	1,066.61
			.00	.00	1,482.06	1,512.06	1,512.06	1,482.06	1,482.06		
		\$1,710.50	\$0.00	\$0.00	\$191.49	\$93.74	\$21.93	\$48.91	\$16.23	\$271.59	\$1,066.61
1241 Shuler, Benjamin L	06/10/2016	704.74		.00	79.89	43.69	10.22	24.26	7.05	.00	539.63
			.00	.00	704.74	704.74	704.74	704.74	704.74		
		\$704.74	\$0.00	\$0.00	\$79.89	\$43.69	\$10.22	\$24.26	\$7.05	\$0.00	\$539.63
400 Silvers, Madison A	06/10/2016	233.33		.00	14.68	14.47	3.38	7.70	2.56	.00	190.54
			.00	.00	233.33	233.33	233.33	233.33	233.33		
		\$233.33	\$0.00	\$0.00	\$14.68	\$14.47	\$3.38	\$7.70	\$2.56	\$0.00	\$190.54
10000 Sims, Jason 2630	06/10/2016	1,542.83		.00	105.49	88.40	20.67	45.78	15.19	125.74	1,141.56
			.00	.00	1,425.71	1,425.71	1,425.71	1,425.71	1,425.71		
		\$1,542.83	\$0.00	\$0.00	\$105.49	\$88.40	\$20.67	\$45.78	\$15.19	\$125.74	\$1,141.56
648 Skinner, Douglas L	06/10/2016	149.76		.00	16.32	9.30	2.17	3.67	1.64	.00	116.66
			.00	.00	149.76	149.76	149.76	149.76	149.76		
		\$149.76	\$0.00	\$0.00	\$16.32	\$9.30	\$2.17	\$3.67	\$1.64	\$0.00	\$116.66



Payroll Register - Board of Park Commissioners

Check Date Range 06/10/16 - 06/10/16

Detail Listing

Employee	Check Date	Gross	Imputed Income	EIC	Federal	FICA	Medicare	State	Other	Deductions	Net Pay
Department Parks - Parks & Recreation											
1299 Slothower, Peter E	06/10/2016	759.00		.00	59.67	47.07	11.01	23.78	7.89	.00	609.58
			.00	.00	759.00	759.00	759.00	759.00	759.00		
		\$759.00		\$0.00	\$59.67	\$47.07	\$11.01	\$23.78	\$7.89	\$0.00	\$609.58
			\$0.00	\$0.00	\$759.00	\$759.00	\$759.00	\$759.00	\$759.00		
1172 Smith, Chrisjaan L	06/10/2016	347.25		.00	10.49	21.53	5.04	10.19	3.38	.00	296.62
			.00	.00	347.25	347.25	347.25	347.25	347.25		
		\$347.25		\$0.00	\$10.49	\$21.53	\$5.04	\$10.19	\$3.38	\$0.00	\$296.62
			\$0.00	\$0.00	\$347.25	\$347.25	\$347.25	\$347.25	\$347.25		
34 Smith, Christopher L	06/10/2016	845.25		.00	72.60	52.41	12.26	26.62	8.83	188.00	484.53
			.00	.00	845.25	845.25	845.25	845.25	845.25		
		\$845.25		\$0.00	\$72.60	\$52.41	\$12.26	\$26.62	\$8.83	\$188.00	\$484.53
			\$0.00	\$0.00	\$845.25	\$845.25	\$845.25	\$845.25	\$845.25		
685 Smith, Haskell D	06/10/2016	1,416.81		.00	153.56	85.86	20.08	44.43	14.74	55.07	1,043.07
			.00	.00	1,384.92	1,384.92	1,384.92	1,384.92	1,384.92		
		\$1,416.81		\$0.00	\$153.56	\$85.86	\$20.08	\$44.43	\$14.74	\$55.07	\$1,043.07
			\$0.00	\$0.00	\$1,384.92	\$1,384.92	\$1,384.92	\$1,384.92	\$1,384.92		
686 Snyder, Justin M	06/10/2016	728.28		.00	78.42	45.15	10.56	24.03	12.75	.00	557.37
			.00	.00	728.28	728.28	728.28	728.28	728.28		
		\$728.28		\$0.00	\$78.42	\$45.15	\$10.56	\$24.03	\$12.75	\$0.00	\$557.37
			\$0.00	\$0.00	\$728.28	\$728.28	\$728.28	\$728.28	\$728.28		
451 Sparks, Joanna L	06/10/2016	1,608.46		.00	183.11	98.08	22.94	50.94	36.97	39.71	1,176.71
			.00	.00	1,581.95	1,581.95	1,581.95	1,581.95	1,581.95		
		\$1,608.46		\$0.00	\$183.11	\$98.08	\$22.94	\$50.94	\$36.97	\$39.71	\$1,176.71
			\$0.00	\$0.00	\$1,581.95	\$1,581.95	\$1,581.95	\$1,581.95	\$1,581.95		
1327 St John, Braden C	06/10/2016	471.50		.00	7.34	29.23	6.84	14.29	4.74	.00	409.06
			.00	.00	471.50	471.50	471.50	471.50	471.50		
		\$471.50		\$0.00	\$7.34	\$29.23	\$6.84	\$14.29	\$4.74	\$0.00	\$409.06
			\$0.00	\$0.00	\$471.50	\$471.50	\$471.50	\$471.50	\$471.50		
159 Staton, Michael D	06/10/2016	26.25		.00	.00	1.63	.38	.87	.29	.00	23.08
			.00	.00	26.25	26.25	26.25	26.25	26.25		
		\$26.25		\$0.00	\$0.00	\$1.63	\$0.38	\$0.87	\$0.29	\$0.00	\$23.08
			\$0.00	\$0.00	\$26.25	\$26.25	\$26.25	\$26.25	\$26.25		



Payroll Register - Board of Park Commissioners

Check Date Range 06/10/16 - 06/10/16

Detail Listing

Employee	Check Date	Gross	Imputed Income	EIC	Federal	FICA	Medicare	State	Other	Deductions	Net Pay
Department Parks - Parks & Recreation											
1291 Stephens, Kennedy T	06/10/2016	282.30		.00	19.58	17.50	4.09	9.32	3.09	.00	228.72
			.00	.00	282.30	282.30	282.30	282.30	282.30		
		\$282.30		\$0.00	\$19.58	\$17.50	\$4.09	\$9.32	\$3.09	\$0.00	\$228.72
			\$0.00	\$0.00	\$282.30	\$282.30	\$282.30	\$282.30	\$282.30		
10000 Sterner, Mark 0466	06/10/2016	2,208.61		.00	206.74	122.87	28.74	64.18	21.30	274.10	1,490.68
			.00	.00	1,944.96	1,981.72	1,981.72	1,944.96	1,944.96		
		\$2,208.61		\$0.00	\$206.74	\$122.87	\$28.74	\$64.18	\$21.30	\$274.10	\$1,490.68
			\$0.00	\$0.00	\$1,944.96	\$1,981.72	\$1,981.72	\$1,944.96	\$1,944.96		
1292 Stewart, Savannah F	06/10/2016	369.32		.00	28.28	22.90	5.36	12.19	4.04	.00	296.55
			.00	.00	369.32	369.32	369.32	369.32	369.32		
		\$369.32		\$0.00	\$28.28	\$22.90	\$5.36	\$12.19	\$4.04	\$0.00	\$296.55
			\$0.00	\$0.00	\$369.32	\$369.32	\$369.32	\$369.32	\$369.32		
756 Stierwalt, Angie D	06/10/2016	127.08		.00	4.05	7.88	1.84	4.19	1.39	.00	107.73
			.00	.00	127.08	127.08	127.08	127.08	127.08		
		\$127.08		\$0.00	\$4.05	\$7.88	\$1.84	\$4.19	\$1.39	\$0.00	\$107.73
			\$0.00	\$0.00	\$127.08	\$127.08	\$127.08	\$127.08	\$127.08		
10000 Stoker, Katie P 2971	06/10/2016	1,006.83		.00	120.21	62.42	14.60	33.23	11.02	.00	765.35
			.00	.00	1,006.83	1,006.83	1,006.83	1,006.83	1,006.83		
		\$1,006.83		\$0.00	\$120.21	\$62.42	\$14.60	\$33.23	\$11.02	\$0.00	\$765.35
			\$0.00	\$0.00	\$1,006.83	\$1,006.83	\$1,006.83	\$1,006.83	\$1,006.83		
1066 Strobel, Megan M	06/10/2016	208.01		.00	.00	12.90	3.02	5.60	1.86	.00	184.63
			.00	.00	208.01	208.01	208.01	208.01	208.01		
		\$208.01		\$0.00	\$0.00	\$12.90	\$3.02	\$5.60	\$1.86	\$0.00	\$184.63
			\$0.00	\$0.00	\$208.01	\$208.01	\$208.01	\$208.01	\$208.01		
1300 Stroud, Michael C	06/10/2016	269.50		.00	18.30	16.71	3.91	8.89	2.95	.00	218.74
			.00	.00	269.50	269.50	269.50	269.50	269.50		
		\$269.50		\$0.00	\$18.30	\$16.71	\$3.91	\$8.89	\$2.95	\$0.00	\$218.74
			\$0.00	\$0.00	\$269.50	\$269.50	\$269.50	\$269.50	\$269.50		
10000 Sturgeon, Tyler 3679	06/10/2016	562.57		.00	32.03	34.88	8.16	18.57	6.16	.00	462.77
			.00	.00	562.57	562.57	562.57	562.57	562.57		
		\$562.57		\$0.00	\$32.03	\$34.88	\$8.16	\$18.57	\$6.16	\$0.00	\$462.77
			\$0.00	\$0.00	\$562.57	\$562.57	\$562.57	\$562.57	\$562.57		



Payroll Register - Board of Park Commissioners

Check Date Range 06/10/16 - 06/10/16

Detail Listing

Employee	Check Date	Gross	Imputed Income	EIC	Federal	FICA	Medicare	State	Other	Deductions	Net Pay
Department Parks - Parks & Recreation											
1293 Sweazey, Haley E	06/10/2016	158.96		.00	.00	9.86	2.30	5.25	1.74	.00	139.81
			.00	.00	158.96	158.96	158.96	158.96	158.96		
		\$158.96	\$0.00	\$0.00	\$158.96	\$158.96	\$158.96	\$158.96	\$158.96	\$0.00	\$139.81
1318 Sweeney, Joseph M	06/10/2016	314.13		.00	22.76	19.48	4.55	10.37	3.44	.00	253.53
			.00	.00	314.13	314.13	314.13	314.13	314.13		
		\$314.13	\$0.00	\$0.00	\$314.13	\$314.13	\$314.13	\$314.13	\$314.13	\$0.00	\$253.53
954 Tamewitz, Joseph E	06/10/2016	141.30		.00	.00	8.76	2.05	3.39	1.13	.00	125.97
			.00	.00	141.30	141.30	141.30	141.30	141.30		
		\$141.30	\$0.00	\$0.00	\$141.30	\$141.30	\$141.30	\$141.30	\$141.30	\$0.00	\$125.97
1271 Taylor, Claire E	06/10/2016	165.56		.00	7.90	10.26	2.40	5.46	1.81	.00	137.73
			.00	.00	165.56	165.56	165.56	165.56	165.56		
		\$165.56	\$0.00	\$0.00	\$165.56	\$165.56	\$165.56	\$165.56	\$165.56	\$0.00	\$137.73
1360 Taylor, James F	06/10/2016	246.00		.00	15.95	15.25	3.57	8.12	2.69	.00	200.42
			.00	.00	246.00	246.00	246.00	246.00	246.00		
		\$246.00	\$0.00	\$0.00	\$246.00	\$246.00	\$246.00	\$246.00	\$246.00	\$0.00	\$200.42
675 Teague, Grant T	06/10/2016	472.76		.00	40.10	29.31	6.86	15.60	5.18	.00	375.71
			.00	.00	472.76	472.76	472.76	472.76	472.76		
		\$472.76	\$0.00	\$0.00	\$472.76	\$472.76	\$472.76	\$472.76	\$472.76	\$0.00	\$375.71
79 Thomas, Terrance T	06/10/2016	1,261.47		.00	150.45	74.92	17.52	38.61	13.23	53.05	913.69
			.00	.00	1,208.42	1,208.42	1,208.42	1,208.42	1,208.42		
		\$1,261.47	\$0.00	\$0.00	\$1,208.42	\$1,208.42	\$1,208.42	\$1,208.42	\$1,208.42	\$53.05	\$913.69
1041 Thompson, Ethan R	06/10/2016	215.18		.00	.00	13.34	3.12	5.83	1.94	.00	190.95
			.00	.00	215.18	215.18	215.18	215.18	215.18		
		\$215.18	\$0.00	\$0.00	\$215.18	\$215.18	\$215.18	\$215.18	\$215.18	\$0.00	\$190.95



Payroll Register - Board of Park Commissioners

Check Date Range 06/10/16 - 06/10/16

Detail Listing

Employee	Check Date	Gross	Imputed Income	EIC	Federal	FICA	Medicare	State	Other	Deductions	Net Pay
Department Parks - Parks & Recreation											
1342 Thompson, Forrest E	06/10/2016	528.56		.00	48.47	32.77	7.66	17.44	5.79	.00	416.43
			.00	.00	528.56	528.56	528.56	528.56	528.56		
		\$528.56		\$0.00	\$48.47	\$32.77	\$7.66	\$17.44	\$5.79	\$0.00	\$416.43
			\$0.00	\$0.00	\$528.56	\$528.56	\$528.56	\$528.56	\$528.56		
10000 Thrasher, Mark 0482	06/10/2016	2,001.56		.00	265.63	121.24	28.35	63.26	20.99	53.05	1,449.04
			.00	.00	1,955.42	1,955.42	1,955.42	1,955.42	1,955.42		
		\$2,001.56		\$0.00	\$265.63	\$121.24	\$28.35	\$63.26	\$20.99	\$53.05	\$1,449.04
			\$0.00	\$0.00	\$1,955.42	\$1,955.42	\$1,955.42	\$1,955.42	\$1,955.42		
10000 Tompkins, Elizabeth A 2646	06/10/2016	1,608.38		.00	168.24	91.93	21.50	57.11	15.82	130.33	1,123.45
			.00	.00	1,482.82	1,482.82	1,482.82	1,482.82	1,482.82		
		\$1,608.38		\$0.00	\$168.24	\$91.93	\$21.50	\$57.11	\$15.82	\$130.33	\$1,123.45
			\$0.00	\$0.00	\$1,482.82	\$1,482.82	\$1,482.82	\$1,482.82	\$1,482.82		
10000 Turnbull, John D 0489	06/10/2016	2,474.41		.00	248.86	146.36	34.23	72.51	24.06	238.76	1,709.63
			.00	.00	2,235.65	2,360.65	2,360.65	2,235.65	2,235.65		
		\$2,474.41		\$0.00	\$248.86	\$146.36	\$34.23	\$72.51	\$24.06	\$238.76	\$1,709.63
			\$0.00	\$0.00	\$2,235.65	\$2,360.65	\$2,360.65	\$2,235.65	\$2,235.65		
10000 Turpin, Robbie J 0490	06/10/2016	1,699.20		.00	253.72	102.43	23.95	64.52	18.09	73.05	1,163.44
			.00	.00	1,652.01	1,652.01	1,652.01	1,652.01	1,652.01		
		\$1,699.20		\$0.00	\$253.72	\$102.43	\$23.95	\$64.52	\$18.09	\$73.05	\$1,163.44
			\$0.00	\$0.00	\$1,652.01	\$1,652.01	\$1,652.01	\$1,652.01	\$1,652.01		
10000 Tuttle, Angela D 0491	06/10/2016	1,981.86		.00	191.16	120.01	28.06	53.98	17.91	370.87	1,199.87
			.00	.00	1,635.65	1,935.65	1,935.65	1,635.65	1,635.65		
		\$1,981.86		\$0.00	\$191.16	\$120.01	\$28.06	\$53.98	\$17.91	\$370.87	\$1,199.87
			\$0.00	\$0.00	\$1,635.65	\$1,935.65	\$1,935.65	\$1,635.65	\$1,635.65		
1340 Uhl, Trevor M	06/10/2016	341.73		.00	9.94	21.19	4.96	10.01	4.55	.00	291.08
			.00	.00	341.73	341.73	341.73	341.73	341.73		
		\$341.73		\$0.00	\$9.94	\$21.19	\$4.96	\$10.01	\$4.55	\$0.00	\$291.08
			\$0.00	\$0.00	\$341.73	\$341.73	\$341.73	\$341.73	\$341.73		



Payroll Register - Board of Park Commissioners

Check Date Range 06/10/16 - 06/10/16

Detail Listing

Employee	Check Date	Gross	Imputed Income	EIC	Federal	FICA	Medicare	State	Other	Deductions	Net Pay
Department Parks - Parks & Recreation											
1245 Varriano, Natalie A	06/10/2016	305.45		.00	21.89	18.95	4.44	10.08	3.34	.00	246.75
			.00	.00	305.45	305.45	305.45	305.45	305.45		
		\$305.45		\$0.00	\$21.89	\$18.95	\$4.44	\$10.08	\$3.34	\$0.00	\$246.75
			\$0.00	\$0.00	\$305.45	\$305.45	\$305.45	\$305.45	\$305.45		
10000 Veldman, Marcia 0495	06/10/2016	1,307.51		.00	129.63	75.98	17.77	39.17	13.00	88.65	943.31
			.00	.00	1,225.41	1,225.41	1,225.41	1,225.41	1,225.41		
		\$1,307.51		\$0.00	\$129.63	\$75.98	\$17.77	\$39.17	\$13.00	\$88.65	\$943.31
			\$0.00	\$0.00	\$1,225.41	\$1,225.41	\$1,225.41	\$1,225.41	\$1,225.41		
600 Wahl, Jordan J	06/10/2016	798.48		.00	88.95	49.51	11.59	26.35	8.74	.00	613.34
			.00	.00	798.48	798.48	798.48	798.48	798.48		
		\$798.48		\$0.00	\$88.95	\$49.51	\$11.59	\$26.35	\$8.74	\$0.00	\$613.34
			\$0.00	\$0.00	\$798.48	\$798.48	\$798.48	\$798.48	\$798.48		
795 Ward, Leorance	06/10/2016	475.77		.00	40.55	29.50	6.90	15.70	5.21	.00	377.91
			.00	.00	475.77	475.77	475.77	475.77	475.77		
		\$475.77		\$0.00	\$40.55	\$29.50	\$6.90	\$15.70	\$5.21	\$0.00	\$377.91
			\$0.00	\$0.00	\$475.77	\$475.77	\$475.77	\$475.77	\$475.77		
1363 Weaver, Josh H	06/10/2016	259.84		.00	17.33	16.11	3.77	8.57	2.85	.00	211.21
			.00	.00	259.84	259.84	259.84	259.84	259.84		
		\$259.84		\$0.00	\$17.33	\$16.11	\$3.77	\$8.57	\$2.85	\$0.00	\$211.21
			\$0.00	\$0.00	\$259.84	\$259.84	\$259.84	\$259.84	\$259.84		
1081 Welp, Adrienne N	06/10/2016	367.43		.00	28.09	22.78	5.34	12.13	4.02	.00	295.07
			.00	.00	367.43	367.43	367.43	367.43	367.43		
		\$367.43		\$0.00	\$28.09	\$22.78	\$5.34	\$12.13	\$4.02	\$0.00	\$295.07
			\$0.00	\$0.00	\$367.43	\$367.43	\$367.43	\$367.43	\$367.43		
1333 Wessel, Matt N	06/10/2016	467.40		.00	6.93	28.98	6.78	14.16	4.70	.00	405.85
			.00	.00	467.40	467.40	467.40	467.40	467.40		
		\$467.40		\$0.00	\$6.93	\$28.98	\$6.78	\$14.16	\$4.70	\$0.00	\$405.85
			\$0.00	\$0.00	\$467.40	\$467.40	\$467.40	\$467.40	\$467.40		
962 Whaley, Linda D	06/10/2016	487.31		.00	42.28	30.21	7.07	16.08	5.34	.00	386.33
			.00	.00	487.31	487.31	487.31	487.31	487.31		
		\$487.31		\$0.00	\$42.28	\$30.21	\$7.07	\$16.08	\$5.34	\$0.00	\$386.33
			\$0.00	\$0.00	\$487.31	\$487.31	\$487.31	\$487.31	\$487.31		



Payroll Register - Board of Park Commissioners

Check Date Range 06/10/16 - 06/10/16

Detail Listing

Employee	Check Date	Gross	Imputed Income	EIC	Federal	FICA	Medicare	State	Other	Deductions	Net Pay
Department Parks - Parks & Recreation											
1260 Whitacre, Brandon M	06/10/2016	619.52		.00	38.75	38.41	8.97	19.18	6.36	.00	507.85
			.00	.00	619.52	619.52	619.52	619.52	619.52		
		\$619.52	\$0.00	\$0.00	\$38.75	\$38.41	\$8.97	\$19.18	\$6.36	\$0.00	\$507.85
			\$0.00	\$0.00	\$619.52	\$619.52	\$619.52	\$619.52	\$619.52		
10000 Wieckert, Dianne 1131	06/10/2016	378.84		.00	13.65	23.49	5.49	11.23	3.73	.00	321.25
			.00	.00	378.84	378.84	378.84	378.84	378.84		
		\$378.84	\$0.00	\$0.00	\$13.65	\$23.49	\$5.49	\$11.23	\$3.73	\$0.00	\$321.25
			\$0.00	\$0.00	\$378.84	\$378.84	\$378.84	\$378.84	\$378.84		
1259 Wildt, Jordan A	06/10/2016	554.58		.00	52.37	34.38	8.04	18.30	5.55	.00	435.94
			.00	.00	554.58	554.58	554.58	554.58	554.58		
		\$554.58	\$0.00	\$0.00	\$52.37	\$34.38	\$8.04	\$18.30	\$5.55	\$0.00	\$435.94
			\$0.00	\$0.00	\$554.58	\$554.58	\$554.58	\$554.58	\$554.58		
1270 Williams, Audrey E	06/10/2016	220.37		.00	13.38	13.66	3.20	7.27	2.41	.00	180.45
			.00	.00	220.37	220.37	220.37	220.37	220.37		
		\$220.37	\$0.00	\$0.00	\$13.38	\$13.66	\$3.20	\$7.27	\$2.41	\$0.00	\$180.45
			\$0.00	\$0.00	\$220.37	\$220.37	\$220.37	\$220.37	\$220.37		
10000 Williams, David K 0517	06/10/2016	2,892.62		.00	299.14	168.07	39.30	83.24	27.62	347.67	1,927.58
			.00	.00	2,560.95	2,710.95	2,710.95	2,560.95	2,560.95		
		\$2,892.62	\$0.00	\$0.00	\$299.14	\$168.07	\$39.30	\$83.24	\$27.62	\$347.67	\$1,927.58
			\$0.00	\$0.00	\$2,560.95	\$2,710.95	\$2,710.95	\$2,560.95	\$2,560.95		
1033 Williams, Emily M	06/10/2016	421.50		.00	33.50	26.14	6.10	13.91	4.62	.00	337.23
			.00	.00	421.50	421.50	421.50	421.50	421.50		
		\$421.50	\$0.00	\$0.00	\$33.50	\$26.14	\$6.10	\$13.91	\$4.62	\$0.00	\$337.23
			\$0.00	\$0.00	\$421.50	\$421.50	\$421.50	\$421.50	\$421.50		
1328 Williams, Mackenzie A	06/10/2016	370.91		.00	12.86	23.00	5.38	10.97	3.64	.00	315.06
			.00	.00	370.91	370.91	370.91	370.91	370.91		
		\$370.91	\$0.00	\$0.00	\$12.86	\$23.00	\$5.38	\$10.97	\$3.64	\$0.00	\$315.06
			\$0.00	\$0.00	\$370.91	\$370.91	\$370.91	\$370.91	\$370.91		
10000 Williamson, Brett 3667	06/10/2016	145.18		.00	.00	9.00	2.11	.98	.33	.00	132.76
			.00	.00	145.18	145.18	145.18	145.18	145.18		
		\$145.18	\$0.00	\$0.00	\$0.00	\$9.00	\$2.11	\$0.98	\$0.33	\$0.00	\$132.76
			\$0.00	\$0.00	\$145.18	\$145.18	\$145.18	\$145.18	\$145.18		



Payroll Register - Board of Park Commissioners

Check Date Range 06/10/16 - 06/10/16

Detail Listing

Employee	Check Date	Gross	Imputed Income	EIC	Federal	FICA	Medicare	State	Other	Deductions	Net Pay
Department Parks - Parks & Recreation											
57 Wilson, Matthew R	06/10/2016	746.64		.00	81.18	46.29	10.83	24.64	8.18	.00	575.52
			.00	.00	746.64	746.64	746.64	746.64	746.64		
		\$746.64	\$0.00	\$0.00	\$81.18	\$46.29	\$10.83	\$24.64	\$8.18	\$0.00	\$575.52
1201 Woodward, Amery E	06/10/2016	237.46		.00	.00	14.72	3.44	6.57	2.18	.00	210.55
			.00	.00	237.46	237.46	237.46	237.46	237.46		
		\$237.46	\$0.00	\$0.00	\$0.00	\$14.72	\$3.44	\$6.57	\$2.18	\$0.00	\$210.55
463 Wooten, Nicole C	06/10/2016	1,538.47		.00	174.73	91.65	21.43	45.22	15.00	172.73	1,017.71
			.00	.00	1,370.30	1,478.30	1,478.30	1,370.30	1,370.30		
		\$1,538.47	\$0.00	\$0.00	\$174.73	\$91.65	\$21.43	\$45.22	\$15.00	\$172.73	\$1,017.71
866 Yates, Sophia E	06/10/2016	174.67		.00	8.81	10.83	2.53	5.76	1.91	.00	144.83
			.00	.00	174.67	174.67	174.67	174.67	174.67		
		\$174.67	\$0.00	\$0.00	\$8.81	\$10.83	\$2.53	\$5.76	\$1.91	\$0.00	\$144.83
			\$0.00	\$0.00	\$174.67	\$174.67	\$174.67	\$174.67	\$174.67		
Department Parks - Parks & Recreation		\$170,006.54		\$0.00	\$13,835.03	\$10,224.85	\$2,391.24	\$5,386.28	\$1,943.31	\$8,783.51	\$127,442.32
			\$0.00	\$0.00	\$163,371.66	\$164,915.42	\$164,915.42	\$163,371.66	\$163,371.66		
Grand Totals		\$170,006.54		\$0.00	\$13,835.03	\$10,224.85	\$2,391.24	\$5,386.28	\$1,943.31	\$8,783.51	\$127,442.32
			\$0.00	\$0.00	\$163,371.66	\$164,915.42	\$164,915.42	\$163,371.66	\$163,371.66		

***** Multiple Taxes or Deductions Exist.



Payroll Register - Board of Park Commissioners

Check Date Range 06/23/16 - 06/24/16

Detail Listing

Employee	Check Date	Gross	Imputed Income	EIC	Federal	FICA	Medicare	State	Other	Deductions	Net Pay
Department Parks - Parks & Recreation											
1035 Adams, Austin M	06/24/2016	79.17		.00	.00	4.91	1.15	2.61	1.39	.00	69.11
			.00	.00	79.17	79.17	79.17	79.17	79.17		
		\$79.17		\$0.00	\$0.00	\$4.91	\$1.15	\$2.61	\$1.39	\$0.00	\$69.11
			\$0.00	\$0.00	\$79.17	\$79.17	\$79.17	\$79.17	\$79.17		
1284 Adams, Kristen	06/24/2016	192.33		.00	10.58	11.92	2.78	6.35	2.11	.00	158.59
			.00	.00	192.33	192.33	192.33	192.33	192.33		
		\$192.33		\$0.00	\$10.58	\$11.92	\$2.78	\$6.35	\$2.11	\$0.00	\$158.59
			\$0.00	\$0.00	\$192.33	\$192.33	\$192.33	\$192.33	\$192.33		
157 Adams, Lacy N	06/24/2016	629.53		.00	63.61	39.03	9.13	20.77	6.89	.00	490.10
			.00	.00	629.53	629.53	629.53	629.53	629.53		
		\$629.53		\$0.00	\$63.61	\$39.03	\$9.13	\$20.77	\$6.89	\$0.00	\$490.10
			\$0.00	\$0.00	\$629.53	\$629.53	\$629.53	\$629.53	\$629.53		
1301 Anderson, Quinn K	06/24/2016	37.29		.00	.00	2.31	.54	1.23	.41	.00	32.80
			.00	.00	37.29	37.29	37.29	37.29	37.29		
		\$37.29		\$0.00	\$0.00	\$2.31	\$0.54	\$1.23	\$0.41	\$0.00	\$32.80
			\$0.00	\$0.00	\$37.29	\$37.29	\$37.29	\$37.29	\$37.29		
292 Anglemyer, Wilson S	06/24/2016	202.39		.00	11.59	12.55	2.93	6.68	2.22	.00	166.42
			.00	.00	202.39	202.39	202.39	202.39	202.39		
		\$202.39		\$0.00	\$11.59	\$12.55	\$2.93	\$6.68	\$2.22	\$0.00	\$166.42
			\$0.00	\$0.00	\$202.39	\$202.39	\$202.39	\$202.39	\$202.39		
1345 Armstrong, Krista JR	06/24/2016	714.35		.00	76.34	44.29	10.36	23.57	7.82	.00	551.97
			.00	.00	714.35	714.35	714.35	714.35	714.35		
		\$714.35		\$0.00	\$76.34	\$44.29	\$10.36	\$23.57	\$7.82	\$0.00	\$551.97
			\$0.00	\$0.00	\$714.35	\$714.35	\$714.35	\$714.35	\$714.35		
1302 Ashley, Megan R	06/24/2016	231.35		.00	14.48	14.33	3.35	7.63	2.31	.00	189.25
			.00	.00	231.35	231.35	231.35	231.35	231.35		
		\$231.35		\$0.00	\$14.48	\$14.33	\$3.35	\$7.63	\$2.31	\$0.00	\$189.25
			\$0.00	\$0.00	\$231.35	\$231.35	\$231.35	\$231.35	\$231.35		
1015 Ayers, Kendall D	06/24/2016	721.65		.00	32.36	44.74	10.46	23.81	3.61	.00	606.67
			.00	.00	721.65	721.65	721.65	721.65	721.65		
		\$721.65		\$0.00	\$32.36	\$44.74	\$10.46	\$23.81	\$3.61	\$0.00	\$606.67
			\$0.00	\$0.00	\$721.65	\$721.65	\$721.65	\$721.65	\$721.65		



Payroll Register - Board of Park Commissioners

Check Date Range 06/23/16 - 06/24/16

Detail Listing

Employee	Check Date	Gross	Imputed Income	EIC	Federal	FICA	Medicare	State	Other	Deductions	Net Pay
Department Parks - Parks & Recreation											
1303 Bailey, Caleb G	06/24/2016	486.06		.00	42.09	30.14	7.05	16.04	5.32	.00	385.42
			.00	.00	486.06	486.06	486.06	486.06	486.06		
		\$486.06	\$0.00	\$0.00	\$42.09	\$30.14	\$7.05	\$16.04	\$5.32	\$0.00	\$385.42
990 Baker, Sean M	06/24/2016	396.35		.00	15.40	24.57	5.75	13.08	4.34	.00	333.21
			.00	.00	396.35	396.35	396.35	396.35	396.35		
		\$396.35	\$0.00	\$0.00	\$15.40	\$24.57	\$5.75	\$13.08	\$4.34	\$0.00	\$333.21
979 Ball, Justin D	06/24/2016	741.48		.00	.00	45.97	10.76	20.66	8.14	.00	655.95
			.00	.00	741.48	741.48	741.48	741.48	741.48		
		\$741.48	\$0.00	\$0.00	\$0.00	\$45.97	\$10.76	\$20.66	\$8.14	\$0.00	\$655.95
655 Barber, Jennifer C	06/24/2016	283.50		.00	.00	17.58	4.12	3.01	1.00	.00	257.79
			.00	.00	283.50	283.50	283.50	283.50	283.50		
		\$283.50	\$0.00	\$0.00	\$0.00	\$17.58	\$4.12	\$3.01	\$1.00	\$0.00	\$257.79
10000 Barnes, John L 1558	06/24/2016	1,572.80		.00	151.73	97.85	22.88	52.08	17.28	44.41	1,186.57
			.00	.00	1,578.23	1,578.23	1,578.23	1,578.23	1,578.23		
		\$1,572.80	\$0.00	\$0.00	\$151.73	\$97.85	\$22.88	\$52.08	\$17.28	\$44.41	\$1,186.57
1367 Barr, Benjamin R	06/24/2016	670.35		.00	69.74	41.56	9.72	22.12	8.38	.00	518.83
			.00	.00	670.35	670.35	670.35	670.35	670.35		
		\$670.35	\$0.00	\$0.00	\$69.74	\$41.56	\$9.72	\$22.12	\$8.38	\$0.00	\$518.83
1028 Barton, Carly M	06/24/2016	953.99		.00	88.92	59.15	13.83	31.48	16.89	.00	743.72
			.00	.00	953.99	953.99	953.99	953.99	953.99		
		\$953.99	\$0.00	\$0.00	\$88.92	\$59.15	\$13.83	\$31.48	\$16.89	\$0.00	\$743.72
1368 Bauer, Jacob P	06/24/2016	584.64		.00	56.88	36.25	8.48	19.29	6.40	.00	457.34
			.00	.00	584.64	584.64	584.64	584.64	584.64		
		\$584.64	\$0.00	\$0.00	\$56.88	\$36.25	\$8.48	\$19.29	\$6.40	\$0.00	\$457.34
			\$0.00	\$0.00	\$584.64	\$584.64	\$584.64	\$584.64	\$584.64		



Payroll Register - Board of Park Commissioners

Check Date Range 06/23/16 - 06/24/16

Detail Listing

Employee	Check Date	Gross	Imputed Income	EIC	Federal	FICA	Medicare	State	Other	Deductions	Net Pay
Department Parks - Parks & Recreation											
1060 Beavers, Blair E	06/24/2016	476.82		.00	40.71	29.56	6.90	15.74	5.22	.00	378.69
			.00	.00	476.82	476.82	476.82	476.82	476.82		
		\$476.82	\$0.00	\$0.00	\$40.71	\$29.56	\$6.90	\$15.74	\$5.22	\$0.00	\$378.69
			\$0.00	\$0.00	\$476.82	\$476.82	\$476.82	\$476.82	\$476.82		
1285 Beeker, Clayton	06/24/2016	375.69		.00	28.92	23.28	5.45	12.40	4.11	.00	301.53
			.00	.00	375.69	375.69	375.69	375.69	375.69		
		\$375.69	\$0.00	\$0.00	\$28.92	\$23.28	\$5.45	\$12.40	\$4.11	\$0.00	\$301.53
			\$0.00	\$0.00	\$375.69	\$375.69	\$375.69	\$375.69	\$375.69		
33 Behrman, Joachim F	06/24/2016	1,483.21		.00	169.03	92.26	21.59	47.84	15.87	44.41	1,092.21
			.00	.00	1,488.10	1,488.10	1,488.10	1,488.10	1,488.10		
		\$1,483.21	\$0.00	\$0.00	\$169.03	\$92.26	\$21.59	\$47.84	\$15.87	\$44.41	\$1,092.21
			\$0.00	\$0.00	\$1,488.10	\$1,488.10	\$1,488.10	\$1,488.10	\$1,488.10		
1323 Bergen, Erin J	06/24/2016	750.30		.00	.00	46.52	10.88	23.49	14.24	.00	655.17
			.00	.00	750.30	750.30	750.30	750.30	750.30		
		\$750.30	\$0.00	\$0.00	\$0.00	\$46.52	\$10.88	\$23.49	\$14.24	\$0.00	\$655.17
			\$0.00	\$0.00	\$750.30	\$750.30	\$750.30	\$750.30	\$750.30		
369 Bissonnette, William L	06/24/2016	248.26		.00	.60	15.38	3.60	6.92	2.30	.00	219.46
			.00	.00	248.26	248.26	248.26	248.26	248.26		
		\$248.26	\$0.00	\$0.00	\$0.60	\$15.38	\$3.60	\$6.92	\$2.30	\$0.00	\$219.46
			\$0.00	\$0.00	\$248.26	\$248.26	\$248.26	\$248.26	\$248.26		
372 Black, Jarred T	06/24/2016	20.45		.00	5.00	1.27	.30	5.68	.36	.00	7.84
			.00	.00	20.45	20.45	20.45	20.45	20.45		
		\$20.45	\$0.00	\$0.00	\$5.00	\$1.27	\$0.30	\$5.68	\$0.36	\$0.00	\$7.84
			\$0.00	\$0.00	\$20.45	\$20.45	\$20.45	\$20.45	\$20.45		
1228 Boado, DeeAnn M	06/24/2016	437.24		.00	35.07	27.11	6.34	14.43	4.79	.00	349.50
			.00	.00	437.24	437.24	437.24	437.24	437.24		
		\$437.24	\$0.00	\$0.00	\$35.07	\$27.11	\$6.34	\$14.43	\$4.79	\$0.00	\$349.50
			\$0.00	\$0.00	\$437.24	\$437.24	\$437.24	\$437.24	\$437.24		
1286 Boado, Steven	06/24/2016	539.98		.00	50.18	33.49	7.82	17.82	5.91	.00	424.76
			.00	.00	539.98	539.98	539.98	539.98	539.98		
		\$539.98	\$0.00	\$0.00	\$50.18	\$33.49	\$7.82	\$17.82	\$5.91	\$0.00	\$424.76
			\$0.00	\$0.00	\$539.98	\$539.98	\$539.98	\$539.98	\$539.98		



Payroll Register - Board of Park Commissioners

Check Date Range 06/23/16 - 06/24/16

Detail Listing

Employee	Check Date	Gross	Imputed Income	EIC	Federal	FICA	Medicare	State	Other	Deductions	Net Pay
Department Parks - Parks & Recreation											
10000 Bond, Theresa L 1155	06/24/2016	954.00		.00	112.28	59.15	13.83	31.48	10.45	.00	726.81
			.00	.00	954.00	954.00	954.00	954.00	954.00		
		\$954.00		\$0.00	\$112.28	\$59.15	\$13.83	\$31.48	\$10.45	\$0.00	\$726.81
			\$0.00	\$0.00	\$954.00	\$954.00	\$954.00	\$954.00	\$954.00		
10000 Boruff, James D 2331	06/24/2016	2,113.50		.00	131.46	120.31	28.13	60.50	20.92	234.76	1,517.42
			.00	.00	1,910.40	1,940.40	1,940.40	1,910.40	1,910.40		
		\$2,113.50		\$0.00	\$131.46	\$120.31	\$28.13	\$60.50	\$20.92	\$234.76	\$1,517.42
			\$0.00	\$0.00	\$1,910.40	\$1,940.40	\$1,940.40	\$1,910.40	\$1,910.40		
1031 Boyd, Bram K	06/24/2016	697.48		.00	29.94	43.24	10.11	21.75	9.89	.00	582.55
			.00	.00	697.48	697.48	697.48	697.48	697.48		
		\$697.48		\$0.00	\$29.94	\$43.24	\$10.11	\$21.75	\$9.89	\$0.00	\$582.55
			\$0.00	\$0.00	\$697.48	\$697.48	\$697.48	\$697.48	\$697.48		
1217 Brackney, Susan M	06/24/2016	631.89		.00	14.73	39.18	9.16	19.58	6.50	.00	542.74
			.00	.00	631.89	631.89	631.89	631.89	631.89		
		\$631.89		\$0.00	\$14.73	\$39.18	\$9.16	\$19.58	\$6.50	\$0.00	\$542.74
			\$0.00	\$0.00	\$631.89	\$631.89	\$631.89	\$631.89	\$631.89		
10000 Bradley, Jennifer P 3325	06/24/2016	211.12		.00	.00	13.10	3.07	1.89	.63	.00	192.43
			.00	.00	211.12	211.12	211.12	211.12	211.12		
		\$211.12		\$0.00	\$0.00	\$13.10	\$3.07	\$1.89	\$0.63	\$0.00	\$192.43
			\$0.00	\$0.00	\$211.12	\$211.12	\$211.12	\$211.12	\$211.12		
10000 Bradley, Melvin R 3303	06/24/2016	157.00		.00	.00	9.73	2.28	3.91	1.30	.00	139.78
			.00	.00	157.00	157.00	157.00	157.00	157.00		
		\$157.00		\$0.00	\$0.00	\$9.73	\$2.28	\$3.91	\$1.30	\$0.00	\$139.78
			\$0.00	\$0.00	\$157.00	\$157.00	\$157.00	\$157.00	\$157.00		
10000 Brewer, Adele A 3831	06/24/2016	310.08		.00	22.35	19.23	4.50	10.23	3.40	.00	250.37
			.00	.00	310.08	310.08	310.08	310.08	310.08		
		\$310.08		\$0.00	\$22.35	\$19.23	\$4.50	\$10.23	\$3.40	\$0.00	\$250.37
			\$0.00	\$0.00	\$310.08	\$310.08	\$310.08	\$310.08	\$310.08		



Payroll Register - Board of Park Commissioners

Check Date Range 06/23/16 - 06/24/16

Detail Listing

Employee	Check Date	Gross	Imputed Income	EIC	Federal	FICA	Medicare	State	Other	Deductions	Net Pay
Department Parks - Parks & Recreation											
10000 Briles, Ty H 3771	06/24/2016	137.40		.00	.00	8.53	2.00	4.53	1.50	.00	120.84
			.00	.00	137.40	137.40	137.40	137.40	137.40		
		\$137.40		\$0.00	\$0.00	\$8.53	\$2.00	\$4.53	\$1.50	\$0.00	\$120.84
			\$0.00	\$0.00	\$137.40	\$137.40	\$137.40	\$137.40	\$137.40		
10000 Brinson, Leslie A 1682	06/24/2016	1,706.02		.00	137.23	91.85	21.48	48.89	16.22	287.08	1,103.27
			.00	.00	1,481.52	1,481.52	1,481.52	1,481.52	1,481.52		
		\$1,706.02		\$0.00	\$137.23	\$91.85	\$21.48	\$48.89	\$16.22	\$287.08	\$1,103.27
			\$0.00	\$0.00	\$1,481.52	\$1,481.52	\$1,481.52	\$1,481.52	\$1,481.52		
1305 Brock, Cortland M	06/24/2016	8.49		.00	.00	.52	.12	.28	.09	.00	7.48
			.00	.00	8.49	8.49	8.49	8.49	8.49		
		\$8.49		\$0.00	\$0.00	\$0.52	\$0.12	\$0.28	\$0.09	\$0.00	\$7.48
			\$0.00	\$0.00	\$8.49	\$8.49	\$8.49	\$8.49	\$8.49		
1262 Brown, Kelly R	06/24/2016	42.63		.00	.00	2.63	.62	.14	.05	.00	39.19
			.00	.00	42.63	42.63	42.63	42.63	42.63		
		\$42.63		\$0.00	\$0.00	\$2.63	\$0.62	\$0.14	\$0.05	\$0.00	\$39.19
			\$0.00	\$0.00	\$42.63	\$42.63	\$42.63	\$42.63	\$42.63		
960 Brown, Roger D	06/24/2016	887.20		.00	102.26	55.01	12.86	29.28	9.72	.00	678.07
			.00	.00	887.20	887.20	887.20	887.20	887.20		
		\$887.20		\$0.00	\$102.26	\$55.01	\$12.86	\$29.28	\$9.72	\$0.00	\$678.07
			\$0.00	\$0.00	\$887.20	\$887.20	\$887.20	\$887.20	\$887.20		
10000 Brozell, Amber L 1546	06/24/2016	54.81		.00	.00	3.40	.79	3.81	.60	.00	46.21
			.00	.00	54.81	54.81	54.81	54.81	54.81		
		\$54.81		\$0.00	\$0.00	\$3.40	\$0.79	\$3.81	\$0.60	\$0.00	\$46.21
			\$0.00	\$0.00	\$54.81	\$54.81	\$54.81	\$54.81	\$54.81		
1218 Brunelle, Autumn M	06/24/2016	837.11		.00	71.38	51.90	12.14	27.62	9.17	.00	664.90
			.00	.00	837.11	837.11	837.11	837.11	837.11		
		\$837.11		\$0.00	\$71.38	\$51.90	\$12.14	\$27.62	\$9.17	\$0.00	\$664.90
			\$0.00	\$0.00	\$837.11	\$837.11	\$837.11	\$837.11	\$837.11		
1253 Bubala, Amy E	06/24/2016	146.28		.00	5.97	9.07	2.12	4.83	1.60	.00	122.69
			.00	.00	146.28	146.28	146.28	146.28	146.28		
		\$146.28		\$0.00	\$5.97	\$9.07	\$2.12	\$4.83	\$1.60	\$0.00	\$122.69
			\$0.00	\$0.00	\$146.28	\$146.28	\$146.28	\$146.28	\$146.28		



Payroll Register - Board of Park Commissioners

Check Date Range 06/23/16 - 06/24/16

Detail Listing

Employee	Check Date	Gross	Imputed Income	EIC	Federal	FICA	Medicare	State	Other	Deductions	Net Pay
Department Parks - Parks & Recreation											
986 Burris, Chelsea N	06/24/2016	1,569.23		.00	172.68	91.70	21.45	52.54	15.77	99.62	1,115.47
			.00	.00	1,479.06	1,479.06	1,479.06	1,479.06	1,479.06		
		\$1,569.23	\$0.00	\$0.00	\$172.68	\$91.70	\$21.45	\$52.54	\$15.77	\$99.62	\$1,115.47
1332 Butler, Amanda J	06/24/2016	742.10		.00	80.50	46.01	10.76	24.49	9.28	.00	571.06
			.00	.00	742.10	742.10	742.10	742.10	742.10		
		\$742.10	\$0.00	\$0.00	\$80.50	\$46.01	\$10.76	\$24.49	\$9.28	\$0.00	\$571.06
1133 Callahan, Julie I	06/24/2016	475.02		.00	23.27	29.45	6.89	14.41	4.78	.00	396.22
			.00	.00	475.02	475.02	475.02	475.02	475.02		
		\$475.02	\$0.00	\$0.00	\$23.27	\$29.45	\$6.89	\$14.41	\$4.78	\$0.00	\$396.22
10000 Campbell, Ellen M 2727	06/23/2016	50.00		.00	.00	3.10	.72	.38	.13	.00	45.67
			.00	.00	50.00	50.00	50.00	50.00	50.00		
	06/24/2016	1,353.18		.00	129.08	75.75	17.72	39.05	12.96	152.67	925.95
			.00	.00	1,221.78	1,221.78	1,221.78	1,221.78	1,221.78		
		\$1,403.18	\$0.00	\$0.00	\$129.08	\$78.85	\$18.44	\$39.43	\$13.09	\$152.67	\$971.62
			\$0.00	\$0.00	\$1,271.78	\$1,271.78	\$1,271.78	\$1,271.78	\$1,271.78		
1219 Cappy, Tyson M	06/24/2016	696.96		.00	73.73	43.21	10.11	23.00	7.63	.00	539.28
			.00	.00	696.96	696.96	696.96	696.96	696.96		
		\$696.96	\$0.00	\$0.00	\$73.73	\$43.21	\$10.11	\$23.00	\$7.63	\$0.00	\$539.28
			\$0.00	\$0.00	\$696.96	\$696.96	\$696.96	\$696.96	\$696.96		
567 Carmichael, Jonas T	06/24/2016	829.60		.00	93.62	51.44	12.03	27.38	10.78	.00	634.35
			.00	.00	829.60	829.60	829.60	829.60	829.60		
		\$829.60	\$0.00	\$0.00	\$93.62	\$51.44	\$12.03	\$27.38	\$10.78	\$0.00	\$634.35
			\$0.00	\$0.00	\$829.60	\$829.60	\$829.60	\$829.60	\$829.60		
974 Carter, David A	06/24/2016	840.00		.00	95.18	52.08	12.18	27.72	11.34	.00	641.50
			.00	.00	840.00	840.00	840.00	840.00	840.00		
		\$840.00	\$0.00	\$0.00	\$95.18	\$52.08	\$12.18	\$27.72	\$11.34	\$0.00	\$641.50
			\$0.00	\$0.00	\$840.00	\$840.00	\$840.00	\$840.00	\$840.00		
1306 Castrillo, Eddy J	06/24/2016	45.68		.00	.00	2.83	.66	1.51	.50	.00	40.18
			.00	.00	45.68	45.68	45.68	45.68	45.68		
		\$45.68	\$0.00	\$0.00	\$0.00	\$2.83	\$0.66	\$1.51	\$0.50	\$0.00	\$40.18
			\$0.00	\$0.00	\$45.68	\$45.68	\$45.68	\$45.68	\$45.68		



Payroll Register - Board of Park Commissioners

Check Date Range 06/23/16 - 06/24/16

Detail Listing

Employee	Check Date	Gross	Imputed Income	EIC	Federal	FICA	Medicare	State	Other	Deductions	Net Pay
Department Parks - Parks & Recreation											
1384 Catron, Hazel G	06/24/2016	262.40		.00	17.59	16.27	3.80	8.66	2.87	.00	213.21
			.00	.00	262.40	262.40	262.40	262.40	262.40		
		\$262.40	\$0.00	\$0.00	\$17.59	\$16.27	\$3.80	\$8.66	\$2.87	\$0.00	\$213.21
1247 Caudill, Shaun R	06/24/2016	480.00		.00	.00	29.76	6.96	13.30	4.41	.00	425.57
			.00	.00	480.00	480.00	480.00	480.00	480.00		
		\$480.00	\$0.00	\$0.00	\$0.00	\$29.76	\$6.96	\$13.30	\$4.41	\$0.00	\$425.57
935 Christie, Chaun W	06/24/2016	109.20		.00	.00	6.77	1.59	3.60	1.20	.00	96.04
			.00	.00	109.20	109.20	109.20	109.20	109.20		
		\$109.20	\$0.00	\$0.00	\$0.00	\$6.77	\$1.59	\$3.60	\$1.20	\$0.00	\$96.04
1329 Chung, Kaleigh J	06/24/2016	684.41		.00	71.84	42.43	9.92	22.59	7.49	.00	530.14
			.00	.00	684.41	684.41	684.41	684.41	684.41		
		\$684.41	\$0.00	\$0.00	\$71.84	\$42.43	\$9.92	\$22.59	\$7.49	\$0.00	\$530.14
916 Clapp, Kimberly J	06/24/2016	1,463.23		.00	191.68	87.83	20.54	46.75	33.94	51.65	1,030.84
			.00	.00	1,416.63	1,416.63	1,416.63	1,416.63	1,416.63		
		\$1,463.23	\$0.00	\$0.00	\$191.68	\$87.83	\$20.54	\$46.75	\$33.94	\$51.65	\$1,030.84
1235 Clark, Jacob S	06/24/2016	662.22		.00	68.52	41.06	9.59	21.85	8.28	.00	512.92
			.00	.00	662.22	662.22	662.22	662.22	662.22		
		\$662.22	\$0.00	\$0.00	\$68.52	\$41.06	\$9.59	\$21.85	\$8.28	\$0.00	\$512.92
1254 Conger, Alexandria L	06/24/2016	56.91		.00	.00	3.53	.83	1.88	.62	.00	50.05
			.00	.00	56.91	56.91	56.91	56.91	56.91		
		\$56.91	\$0.00	\$0.00	\$0.00	\$3.53	\$0.83	\$1.88	\$0.62	\$0.00	\$50.05
10000 Cornwell, Jamie R 2340	06/24/2016	114.07		.00	2.75	7.06	1.64	13.76	1.25	.00	87.61
			.00	.00	114.07	114.07	114.07	114.07	114.07		
		\$114.07	\$0.00	\$0.00	\$2.75	\$7.06	\$1.64	\$13.76	\$1.25	\$0.00	\$87.61
			\$0.00	\$0.00	\$114.07	\$114.07	\$114.07	\$114.07	\$114.07		



Payroll Register - Board of Park Commissioners

Check Date Range 06/23/16 - 06/24/16

Detail Listing

Employee	Check Date	Gross	Imputed Income	EIC	Federal	FICA	Medicare	State	Other	Deductions	Net Pay
Department Parks - Parks & Recreation											
10000 Cotter, Steve E 0123	06/24/2016	1,997.08		.00	178.70	118.66	27.75	61.89	20.54	90.17	1,499.37
			.00	.00	1,913.80	1,913.80	1,913.80	1,913.80	1,913.80		
		\$1,997.08		\$0.00	\$178.70	\$118.66	\$27.75	\$61.89	\$20.54	\$90.17	\$1,499.37
			\$0.00	\$0.00	\$1,913.80	\$1,913.80	\$1,913.80	\$1,913.80	\$1,913.80		
47 Cowden, Jackson D	06/24/2016	762.43		.00	.00	47.27	11.06	25.16	8.35	.00	670.59
			.00	.00	762.43	762.43	762.43	762.43	762.43		
		\$762.43		\$0.00	\$0.00	\$47.27	\$11.06	\$25.16	\$8.35	\$0.00	\$670.59
			\$0.00	\$0.00	\$762.43	\$762.43	\$762.43	\$762.43	\$762.43		
1230 Cox, John A	06/24/2016	854.12		.00	36.95	52.96	12.38	25.65	9.72	.00	716.46
			.00	.00	854.12	854.12	854.12	854.12	854.12		
		\$854.12		\$0.00	\$36.95	\$52.96	\$12.38	\$25.65	\$9.72	\$0.00	\$716.46
			\$0.00	\$0.00	\$854.12	\$854.12	\$854.12	\$854.12	\$854.12		
1381 Coy, John S	06/24/2016	192.85		.00	.00	11.96	2.80	5.10	1.69	.00	171.30
			.00	.00	192.85	192.85	192.85	192.85	192.85		
		\$192.85		\$0.00	\$0.00	\$11.96	\$2.80	\$5.10	\$1.69	\$0.00	\$171.30
			\$0.00	\$0.00	\$192.85	\$192.85	\$192.85	\$192.85	\$192.85		
177 Craig, Aaron R	06/24/2016	2,029.97		.00	167.96	113.86	26.63	55.65	18.47	350.54	1,296.86
			.00	.00	1,686.43	1,836.43	1,836.43	1,686.43	1,686.43		
		\$2,029.97		\$0.00	\$167.96	\$113.86	\$26.63	\$55.65	\$18.47	\$350.54	\$1,296.86
			\$0.00	\$0.00	\$1,686.43	\$1,836.43	\$1,836.43	\$1,686.43	\$1,686.43		
1357 Crawford, Madison A	06/24/2016	746.20		.00	34.81	46.26	10.82	23.36	7.75	.00	623.20
			.00	.00	746.20	746.20	746.20	746.20	746.20		
		\$746.20		\$0.00	\$34.81	\$46.26	\$10.82	\$23.36	\$7.75	\$0.00	\$623.20
			\$0.00	\$0.00	\$746.20	\$746.20	\$746.20	\$746.20	\$746.20		
1141 Crim, Randi R	06/24/2016	762.65		.00	88.58	47.28	11.05	25.17	8.35	.00	582.22
			.00	.00	762.65	762.65	762.65	762.65	762.65		
		\$762.65		\$0.00	\$88.58	\$47.28	\$11.05	\$25.17	\$8.35	\$0.00	\$582.22
			\$0.00	\$0.00	\$762.65	\$762.65	\$762.65	\$762.65	\$762.65		
611 Cutshall, Ryan C	06/24/2016	64.81		.00	.00	4.02	.94	.87	.29	.00	58.69
			.00	.00	64.81	64.81	64.81	64.81	64.81		
		\$64.81		\$0.00	\$0.00	\$4.02	\$0.94	\$0.87	\$0.29	\$0.00	\$58.69
			\$0.00	\$0.00	\$64.81	\$64.81	\$64.81	\$64.81	\$64.81		



Payroll Register - Board of Park Commissioners

Check Date Range 06/23/16 - 06/24/16

Detail Listing

Employee	Check Date	Gross	Imputed Income	EIC	Federal	FICA	Medicare	State	Other	Deductions	Net Pay
Department Parks - Parks & Recreation											
1220 Cyr, Audrey L	06/24/2016	61.50		.00	.00	3.82	.89	.00	.00	.00	56.79
			.00	.00	61.50	61.50	61.50	61.50	61.50		
		\$61.50	\$0.00	\$0.00	\$61.50	\$61.50	\$61.50	\$61.50	\$61.50	\$0.00	\$56.79
1307 Davis, Alaina N	06/24/2016	121.68		.00	3.51	7.53	1.76	4.02	1.33	.00	103.53
			.00	.00	121.68	121.68	121.68	121.68	121.68		
		\$121.68	\$0.00	\$0.00	\$121.68	\$121.68	\$121.68	\$121.68	\$121.68	\$0.00	\$103.53
334 Derheimer, Lainey N	06/24/2016	302.92		.00	21.64	18.79	4.39	10.00	3.32	.00	244.78
			.00	.00	302.92	302.92	302.92	302.92	302.92		
		\$302.92	\$0.00	\$0.00	\$302.92	\$302.92	\$302.92	\$302.92	\$302.92	\$0.00	\$244.78
450 Divine, Alexander R	06/24/2016	56.81		.00	15.00	3.51	.82	11.87	.62	.00	24.99
			.00	.00	56.81	56.81	56.81	56.81	56.81		
		\$56.81	\$0.00	\$0.00	\$56.81	\$56.81	\$56.81	\$56.81	\$56.81	\$0.00	\$24.99
1279 Donovan, Timothy Jr	06/24/2016	774.40		.00	61.98	48.01	11.23	24.29	8.06	.00	620.83
			.00	.00	774.40	774.40	774.40	774.40	774.40		
		\$774.40	\$0.00	\$0.00	\$774.40	\$774.40	\$774.40	\$774.40	\$774.40	\$0.00	\$620.83
920 Douglas, Caleb S	06/24/2016	162.89		.00	7.64	10.11	2.36	5.38	1.78	.00	135.62
			.00	.00	162.89	162.89	162.89	162.89	162.89		
		\$162.89	\$0.00	\$0.00	\$162.89	\$162.89	\$162.89	\$162.89	\$162.89	\$0.00	\$135.62
1239 Drattlo, Cody M	06/24/2016	38.57		.00	.00	2.39	.56	.00	.00	.00	35.62
			.00	.00	38.57	38.57	38.57	38.57	38.57		
		\$38.57	\$0.00	\$0.00	\$38.57	\$38.57	\$38.57	\$38.57	\$38.57	\$0.00	\$35.62
1386 Dugan, Kyle S	06/24/2016	721.60		.00	77.42	44.74	10.46	23.81	7.90	.00	557.27
			.00	.00	721.60	721.60	721.60	721.60	721.60		
		\$721.60	\$0.00	\$0.00	\$721.60	\$721.60	\$721.60	\$721.60	\$721.60	\$0.00	\$557.27



Payroll Register - Board of Park Commissioners

Check Date Range 06/23/16 - 06/24/16

Detail Listing

Employee	Check Date	Gross	Imputed Income	EIC	Federal	FICA	Medicare	State	Other	Deductions	Net Pay
Department Parks - Parks & Recreation											
10000 Dunbar, Barbara 0156	06/24/2016	1,670.20		.00	161.16	94.53	22.10	46.11	15.30	234.56	1,096.44
			.00	.00	1,435.64	1,524.64	1,524.64	1,435.64	1,435.64		
		\$1,670.20		\$0.00	\$161.16	\$94.53	\$22.10	\$46.11	\$15.30	\$234.56	\$1,096.44
			\$0.00	\$0.00	\$1,435.64	\$1,524.64	\$1,524.64	\$1,435.64	\$1,435.64		
10000 Eads, Daren S 0162	06/24/2016	1,888.70		.00	151.22	103.85	24.29	51.97	17.24	412.39	1,127.74
			.00	.00	1,574.83	1,674.83	1,674.83	1,574.83	1,574.83		
		\$1,888.70		\$0.00	\$151.22	\$103.85	\$24.29	\$51.97	\$17.24	\$412.39	\$1,127.74
			\$0.00	\$0.00	\$1,574.83	\$1,674.83	\$1,674.83	\$1,574.83	\$1,574.83		
1224 Erickson, Dakota S	06/24/2016	298.14		.00	21.16	18.48	4.32	9.84	3.26	.00	241.08
			.00	.00	298.14	298.14	298.14	298.14	298.14		
		\$298.14		\$0.00	\$21.16	\$18.48	\$4.32	\$9.84	\$3.26	\$0.00	\$241.08
			\$0.00	\$0.00	\$298.14	\$298.14	\$298.14	\$298.14	\$298.14		
10000 Evans, John W 3571	06/24/2016	375.89		.00	.00	23.30	5.46	11.14	3.70	.00	332.29
			.00	.00	375.89	375.89	375.89	375.89	375.89		
		\$375.89		\$0.00	\$0.00	\$23.30	\$5.46	\$11.14	\$3.70	\$0.00	\$332.29
			\$0.00	\$0.00	\$375.89	\$375.89	\$375.89	\$375.89	\$375.89		
1265 Fairns, Bridget A	06/24/2016	492.43		.00	43.05	30.53	7.14	16.25	5.39	.00	390.07
			.00	.00	492.43	492.43	492.43	492.43	492.43		
		\$492.43		\$0.00	\$43.05	\$30.53	\$7.14	\$16.25	\$5.39	\$0.00	\$390.07
			\$0.00	\$0.00	\$492.43	\$492.43	\$492.43	\$492.43	\$492.43		
679 Farr, Michael	06/24/2016	801.60		.00	71.06	49.70	11.63	25.18	8.36	224.00	411.67
			.00	.00	801.60	801.60	801.60	801.60	801.60		
		\$801.60		\$0.00	\$71.06	\$49.70	\$11.63	\$25.18	\$8.36	\$224.00	\$411.67
			\$0.00	\$0.00	\$801.60	\$801.60	\$801.60	\$801.60	\$801.60		
1266 Filipek, Matthew J	06/24/2016	193.15		.00	10.66	11.98	2.80	6.37	2.90	.00	158.44
			.00	.00	193.15	193.15	193.15	193.15	193.15		
		\$193.15		\$0.00	\$10.66	\$11.98	\$2.80	\$6.37	\$2.90	\$0.00	\$158.44
			\$0.00	\$0.00	\$193.15	\$193.15	\$193.15	\$193.15	\$193.15		
938 Flake, Benjamin K	06/24/2016	666.27		.00	45.76	41.31	9.66	21.99	8.33	.00	539.22
			.00	.00	666.27	666.27	666.27	666.27	666.27		
		\$666.27		\$0.00	\$45.76	\$41.31	\$9.66	\$21.99	\$8.33	\$0.00	\$539.22
			\$0.00	\$0.00	\$666.27	\$666.27	\$666.27	\$666.27	\$666.27		



Payroll Register - Board of Park Commissioners

Check Date Range 06/23/16 - 06/24/16

Detail Listing

Employee	Check Date	Gross	Imputed Income	EIC	Federal	FICA	Medicare	State	Other	Deductions	Net Pay
Department Parks - Parks & Recreation											
10000 Foddrill, Donald 0192	06/24/2016	1,662.00		.00	186.92	99.66	23.31	51.77	20.09	102.87	1,177.38
			.00	.00	1,607.32	1,607.32	1,607.32	1,607.32	1,607.32		
		\$1,662.00		\$0.00	\$186.92	\$99.66	\$23.31	\$51.77	\$20.09	\$102.87	\$1,177.38
			\$0.00	\$0.00	\$1,607.32	\$1,607.32	\$1,607.32	\$1,607.32	\$1,607.32		
859 Foote, Justin M	06/24/2016	435.34		.00	3.73	26.99	6.31	13.10	4.35	.00	380.86
			.00	.00	435.34	435.34	435.34	435.34	435.34		
		\$435.34		\$0.00	\$3.73	\$26.99	\$6.31	\$13.10	\$4.35	\$0.00	\$380.86
			\$0.00	\$0.00	\$435.34	\$435.34	\$435.34	\$435.34	\$435.34		
613 Forrest, Regina L	06/24/2016	84.24		.00	.00	5.21	1.22	2.78	.92	.00	74.11
			.00	.00	84.24	84.24	84.24	84.24	84.24		
		\$84.24		\$0.00	\$0.00	\$5.21	\$1.22	\$2.78	\$0.92	\$0.00	\$74.11
			\$0.00	\$0.00	\$84.24	\$84.24	\$84.24	\$84.24	\$84.24		
10000 Fox, David M 0195	06/24/2016	1,492.80		.00	132.17	81.50	19.06	43.38	14.39	241.32	960.98
			.00	.00	1,314.47	1,314.47	1,314.47	1,314.47	1,314.47		
		\$1,492.80		\$0.00	\$132.17	\$81.50	\$19.06	\$43.38	\$14.39	\$241.32	\$960.98
			\$0.00	\$0.00	\$1,314.47	\$1,314.47	\$1,314.47	\$1,314.47	\$1,314.47		
10000 Fridley, Robert R 3791	06/24/2016	774.40		.00	85.34	48.01	11.24	25.56	8.48	.00	595.77
			.00	.00	774.40	774.40	774.40	774.40	774.40		
		\$774.40		\$0.00	\$85.34	\$48.01	\$11.24	\$25.56	\$8.48	\$0.00	\$595.77
			\$0.00	\$0.00	\$774.40	\$774.40	\$774.40	\$774.40	\$774.40		
1308 Friesel, Walter H	06/24/2016	528.51		.00	48.46	32.78	7.66	16.17	5.37	.00	418.07
			.00	.00	528.51	528.51	528.51	528.51	528.51		
		\$528.51		\$0.00	\$48.46	\$32.78	\$7.66	\$16.17	\$5.37	\$0.00	\$418.07
			\$0.00	\$0.00	\$528.51	\$528.51	\$528.51	\$528.51	\$528.51		
1350 Gall, Emily L	06/24/2016	856.80		.00	102.70	53.12	12.42	38.27	14.38	.00	635.91
			.00	.00	856.80	856.80	856.80	856.80	856.80		
		\$856.80		\$0.00	\$102.70	\$53.12	\$12.42	\$38.27	\$14.38	\$0.00	\$635.91
			\$0.00	\$0.00	\$856.80	\$856.80	\$856.80	\$856.80	\$856.80		
1330 Garcia, Amanda D	06/24/2016	318.49		.00	23.20	19.75	4.61	10.51	3.49	.00	256.93
			.00	.00	318.49	318.49	318.49	318.49	318.49		
		\$318.49		\$0.00	\$23.20	\$19.75	\$4.61	\$10.51	\$3.49	\$0.00	\$256.93
			\$0.00	\$0.00	\$318.49	\$318.49	\$318.49	\$318.49	\$318.49		



Payroll Register - Board of Park Commissioners

Check Date Range 06/23/16 - 06/24/16

Detail Listing

Employee	Check Date	Gross	Imputed Income	EIC	Federal	FICA	Medicare	State	Other	Deductions	Net Pay
Department Parks - Parks & Recreation											
1255 Gillum, William C	06/24/2016	694.54		.00	73.36	43.07	10.07	22.92	7.61	.00	537.51
			.00	.00	694.54	694.54	694.54	694.54	694.54		
		\$694.54		\$0.00	\$73.36	\$43.07	\$10.07	\$22.92	\$7.61	\$0.00	\$537.51
			\$0.00	\$0.00	\$694.54	\$694.54	\$694.54	\$694.54	\$694.54		
10000 Gilstrap, Curtis L 0208	06/24/2016	1,636.80		.00	213.09	98.54	23.04	52.45	17.40	121.36	1,110.92
			.00	.00	1,589.48	1,589.48	1,589.48	1,589.48	1,589.48		
		\$1,636.80		\$0.00	\$213.09	\$98.54	\$23.04	\$52.45	\$17.40	\$121.36	\$1,110.92
			\$0.00	\$0.00	\$1,589.48	\$1,589.48	\$1,589.48	\$1,589.48	\$1,589.48		
58 Gingles, Pauline	06/24/2016	726.00		.00	54.72	45.01	10.53	22.69	7.53	25.00	560.52
			.00	.00	726.00	726.00	726.00	726.00	726.00		
		\$726.00		\$0.00	\$54.72	\$45.01	\$10.53	\$22.69	\$7.53	\$25.00	\$560.52
			\$0.00	\$0.00	\$726.00	\$726.00	\$726.00	\$726.00	\$726.00		
1287 Goodrich, Brantley	06/24/2016	394.78		.00	30.82	24.48	5.72	13.03	4.32	.00	316.41
			.00	.00	394.78	394.78	394.78	394.78	394.78		
		\$394.78		\$0.00	\$30.82	\$24.48	\$5.72	\$13.03	\$4.32	\$0.00	\$316.41
			\$0.00	\$0.00	\$394.78	\$394.78	\$394.78	\$394.78	\$394.78		
1098 Graham, Cynthia J	06/24/2016	73.08		.00	.00	4.53	1.05	.00	.00	.00	67.50
			.00	.00	73.08	73.08	73.08	73.08	73.08		
		\$73.08		\$0.00	\$0.00	\$4.53	\$1.05	\$0.00	\$0.00	\$0.00	\$67.50
			\$0.00	\$0.00	\$73.08	\$73.08	\$73.08	\$73.08	\$73.08		
1369 Gregonen, Casey P	06/24/2016	451.00		.00	36.83	27.96	6.54	14.88	4.94	.00	359.85
			.00	.00	451.00	451.00	451.00	451.00	451.00		
		\$451.00		\$0.00	\$36.83	\$27.96	\$6.54	\$14.88	\$4.94	\$0.00	\$359.85
			\$0.00	\$0.00	\$451.00	\$451.00	\$451.00	\$451.00	\$451.00		
1322 Greiner, Denaes I	06/24/2016	731.85		.00	33.38	45.37	10.61	22.88	7.59	.00	612.02
			.00	.00	731.85	731.85	731.85	731.85	731.85		
		\$731.85		\$0.00	\$33.38	\$45.37	\$10.61	\$22.88	\$7.59	\$0.00	\$612.02
			\$0.00	\$0.00	\$731.85	\$731.85	\$731.85	\$731.85	\$731.85		
1336 Grumbling, Peter R	06/24/2016	316.26		.00	.00	19.61	4.60	9.17	3.04	.00	279.84
			.00	.00	316.26	316.26	316.26	316.26	316.26		
		\$316.26		\$0.00	\$0.00	\$19.61	\$4.60	\$9.17	\$3.04	\$0.00	\$279.84
			\$0.00	\$0.00	\$316.26	\$316.26	\$316.26	\$316.26	\$316.26		



Payroll Register - Board of Park Commissioners

Check Date Range 06/23/16 - 06/24/16

Detail Listing

Employee	Check Date	Gross	Imputed Income	EIC	Federal	FICA	Medicare	State	Other	Deductions	Net Pay
Department Parks - Parks & Recreation											
1227 Gulden, Samantha K	06/24/2016	1,131.39		.00	138.89	70.15	16.41	37.34	19.23	.00	849.37
			.00	.00	1,131.39	1,131.39	1,131.39	1,131.39	1,131.39		
		\$1,131.39		\$0.00	\$138.89	\$70.15	\$16.41	\$37.34	\$19.23	\$0.00	\$849.37
			\$0.00	\$0.00	\$1,131.39	\$1,131.39	\$1,131.39	\$1,131.39	\$1,131.39		
10000 Haag, Lysie N 3368	06/24/2016	1,286.71		.00	58.56	76.01	17.78	39.19	13.00	72.18	1,009.99
			.00	.00	1,225.98	1,225.98	1,225.98	1,225.98	1,225.98		
		\$1,286.71		\$0.00	\$58.56	\$76.01	\$17.78	\$39.19	\$13.00	\$72.18	\$1,009.99
			\$0.00	\$0.00	\$1,225.98	\$1,225.98	\$1,225.98	\$1,225.98	\$1,225.98		
1131 Hall, Tiffany L	06/24/2016	821.41		.00	65.64	39.87	9.32	21.22	7.04	180.76	497.56
			.00	.00	643.08	643.08	643.08	643.08	643.08		
		\$821.41		\$0.00	\$65.64	\$39.87	\$9.32	\$21.22	\$7.04	\$180.76	\$497.56
			\$0.00	\$0.00	\$643.08	\$643.08	\$643.08	\$643.08	\$643.08		
955 Hamilton, Emma S	06/24/2016	337.08		.00	30.05	20.90	4.88	11.12	3.69	.00	266.44
			.00	.00	337.08	337.08	337.08	337.08	337.08		
		\$337.08		\$0.00	\$30.05	\$20.90	\$4.88	\$11.12	\$3.69	\$0.00	\$266.44
			\$0.00	\$0.00	\$337.08	\$337.08	\$337.08	\$337.08	\$337.08		
1320 Hamilton, Ethan J	06/24/2016	650.98		.00	43.46	40.36	9.44	21.48	7.13	.00	529.11
			.00	.00	650.98	650.98	650.98	650.98	650.98		
		\$650.98		\$0.00	\$43.46	\$40.36	\$9.44	\$21.48	\$7.13	\$0.00	\$529.11
			\$0.00	\$0.00	\$650.98	\$650.98	\$650.98	\$650.98	\$650.98		
1231 Hardin, Jacob P	06/24/2016	746.46		.00	81.15	46.28	10.83	24.63	8.17	.00	575.40
			.00	.00	746.46	746.46	746.46	746.46	746.46		
		\$746.46		\$0.00	\$81.15	\$46.28	\$10.83	\$24.63	\$8.17	\$0.00	\$575.40
			\$0.00	\$0.00	\$746.46	\$746.46	\$746.46	\$746.46	\$746.46		
1337 Harmon, Dylan M	06/24/2016	159.19		.00	.00	9.86	2.31	5.25	1.74	.00	140.03
			.00	.00	159.19	159.19	159.19	159.19	159.19		
		\$159.19		\$0.00	\$0.00	\$9.86	\$2.31	\$5.25	\$1.74	\$0.00	\$140.03
			\$0.00	\$0.00	\$159.19	\$159.19	\$159.19	\$159.19	\$159.19		
681 Harrington, Douglas N	06/24/2016	263.25		.00	.00	16.31	3.82	8.69	2.88	.00	231.55
			.00	.00	263.25	263.25	263.25	263.25	263.25		
		\$263.25		\$0.00	\$0.00	\$16.31	\$3.82	\$8.69	\$2.88	\$0.00	\$231.55
			\$0.00	\$0.00	\$263.25	\$263.25	\$263.25	\$263.25	\$263.25		



Payroll Register - Board of Park Commissioners

Check Date Range 06/23/16 - 06/24/16

Detail Listing

Employee	Check Date	Gross	Imputed Income	EIC	Federal	FICA	Medicare	State	Other	Deductions	Net Pay
Department Parks - Parks & Recreation											
1288 Hasler, Erika	06/24/2016	380.03		.00	29.35	23.56	5.52	12.54	4.16	.00	304.90
			.00	.00	380.03	380.03	380.03	380.03	380.03		
		\$380.03	\$0.00	\$0.00	\$29.35	\$23.56	\$5.52	\$12.54	\$4.16	\$0.00	\$304.90
1290 Henderson, Kylee	06/24/2016	237.46		.00	15.09	14.72	3.44	7.84	2.60	.00	193.77
			.00	.00	237.46	237.46	237.46	237.46	237.46		
		\$237.46	\$0.00	\$0.00	\$15.09	\$14.72	\$3.44	\$7.84	\$2.60	\$0.00	\$193.77
10000 Hendrickson, William E 2844	06/24/2016	984.59		.00	116.87	61.04	14.28	32.49	10.78	.00	749.13
			.00	.00	984.59	984.59	984.59	984.59	984.59		
		\$984.59	\$0.00	\$0.00	\$116.87	\$61.04	\$14.28	\$32.49	\$10.78	\$0.00	\$749.13
10000 Henry, Doak M 0800	06/24/2016	769.97		.00	84.68	47.74	11.16	25.41	8.43	.00	592.55
			.00	.00	769.97	769.97	769.97	769.97	769.97		
		\$769.97	\$0.00	\$0.00	\$84.68	\$47.74	\$11.16	\$25.41	\$8.43	\$0.00	\$592.55
682 Henry, Doak R	06/24/2016	168.78		.00	25.00	10.46	2.45	4.30	1.43	.00	125.14
			.00	.00	168.78	168.78	168.78	168.78	168.78		
		\$168.78	\$0.00	\$0.00	\$25.00	\$10.46	\$2.45	\$4.30	\$1.43	\$0.00	\$125.14
1356 Hershberger, James Andrew N	06/24/2016	664.20		.00	68.81	41.18	9.63	21.92	7.27	.00	515.39
			.00	.00	664.20	664.20	664.20	664.20	664.20		
		\$664.20	\$0.00	\$0.00	\$68.81	\$41.18	\$9.63	\$21.92	\$7.27	\$0.00	\$515.39
10000 Higgins, Larry K 2624	06/24/2016	204.10		.00	.00	12.65	2.96	5.47	1.81	.00	181.21
			.00	.00	204.10	204.10	204.10	204.10	204.10		
		\$204.10	\$0.00	\$0.00	\$0.00	\$12.65	\$2.96	\$5.47	\$1.81	\$0.00	\$181.21
1142 Higgins, Megan M	06/24/2016	398.39		.00	31.19	24.70	5.78	13.15	4.36	.00	319.21
			.00	.00	398.39	398.39	398.39	398.39	398.39		
		\$398.39	\$0.00	\$0.00	\$31.19	\$24.70	\$5.78	\$13.15	\$4.36	\$0.00	\$319.21
			\$0.00	\$0.00	\$398.39	\$398.39	\$398.39	\$398.39	\$398.39		



Payroll Register - Board of Park Commissioners

Check Date Range 06/23/16 - 06/24/16

Detail Listing

Employee	Check Date	Gross	Imputed Income	EIC	Federal	FICA	Medicare	State	Other	Deductions	Net Pay
Department Parks - Parks & Recreation											
10000 Higgins, Rebecca R 0059	06/24/2016	2,157.38		.00	311.51	122.96	28.75	89.17	21.29	181.67	1,402.03
			.00	.00	1,983.15	1,983.15	1,983.15	1,983.15	1,983.15		
		\$2,157.38		\$0.00	\$311.51	\$122.96	\$28.75	\$89.17	\$21.29	\$181.67	\$1,402.03
			\$0.00	\$0.00	\$1,983.15	\$1,983.15	\$1,983.15	\$1,983.15	\$1,983.15		
10000 Hobson, Robin 1031	06/24/2016	1,346.41		.00	67.06	71.62	16.75	36.85	12.65	205.10	936.38
			.00	.00	1,155.18	1,155.18	1,155.18	1,155.18	1,155.18		
		\$1,346.41		\$0.00	\$67.06	\$71.62	\$16.75	\$36.85	\$12.65	\$205.10	\$936.38
			\$0.00	\$0.00	\$1,155.18	\$1,155.18	\$1,155.18	\$1,155.18	\$1,155.18		
1331 Hockerman, Kaitlyn L	06/24/2016	1,081.71		.00	131.44	67.07	15.69	35.70	11.84	.00	819.97
			.00	.00	1,081.71	1,081.71	1,081.71	1,081.71	1,081.71		
		\$1,081.71		\$0.00	\$131.44	\$67.07	\$15.69	\$35.70	\$11.84	\$0.00	\$819.97
			\$0.00	\$0.00	\$1,081.71	\$1,081.71	\$1,081.71	\$1,081.71	\$1,081.71		
1221 Hollingsworth, Lane S	06/24/2016	673.92		.00	46.91	41.78	9.77	20.97	6.96	.00	547.53
			.00	.00	673.92	673.92	673.92	673.92	673.92		
		\$673.92		\$0.00	\$46.91	\$41.78	\$9.77	\$20.97	\$6.96	\$0.00	\$547.53
			\$0.00	\$0.00	\$673.92	\$673.92	\$673.92	\$673.92	\$673.92		
10000 Hollingsworth, Michael 3296 W	06/24/2016	1,555.20		.00	165.84	90.94	21.27	47.14	15.64	113.67	1,100.70
			.00	.00	1,466.81	1,466.81	1,466.81	1,466.81	1,466.81		
		\$1,555.20		\$0.00	\$165.84	\$90.94	\$21.27	\$47.14	\$15.64	\$113.67	\$1,100.70
			\$0.00	\$0.00	\$1,466.81	\$1,466.81	\$1,466.81	\$1,466.81	\$1,466.81		
1115 Holloway, Vincent T	06/24/2016	187.63		.00	.00	11.63	2.72	4.92	1.63	.00	166.73
			.00	.00	187.63	187.63	187.63	187.63	187.63		
		\$187.63		\$0.00	\$0.00	\$11.63	\$2.72	\$4.92	\$1.63	\$0.00	\$166.73
			\$0.00	\$0.00	\$187.63	\$187.63	\$187.63	\$187.63	\$187.63		
1126 Hupp-Sanders, Dee A	06/24/2016	748.80		.00	58.14	46.43	10.86	28.44	7.78	.00	597.15
			.00	.00	748.80	748.80	748.80	748.80	748.80		
		\$748.80		\$0.00	\$58.14	\$46.43	\$10.86	\$28.44	\$7.78	\$0.00	\$597.15
			\$0.00	\$0.00	\$748.80	\$748.80	\$748.80	\$748.80	\$748.80		
1048 Huss, Anastasia C	06/24/2016	4.25		.00	.00	.26	.06	.14	.05	.00	3.74
			.00	.00	4.25	4.25	4.25	4.25	4.25		
		\$4.25		\$0.00	\$0.00	\$0.26	\$0.06	\$0.14	\$0.05	\$0.00	\$3.74
			\$0.00	\$0.00	\$4.25	\$4.25	\$4.25	\$4.25	\$4.25		



Payroll Register - Board of Park Commissioners

Check Date Range 06/23/16 - 06/24/16

Detail Listing

Employee	Check Date	Gross	Imputed Income	EIC	Federal	FICA	Medicare	State	Other	Deductions	Net Pay
Department Parks - Parks & Recreation											
10000 Huss, Lee E 0273	06/24/2016	2,205.74		.00	200.27	137.23	32.10	71.77	28.77	90.95	1,644.65
			.00	.00	2,213.35	2,213.35	2,213.35	2,213.35	2,213.35		
		\$2,205.74		\$0.00	\$200.27	\$137.23	\$32.10	\$71.77	\$28.77	\$90.95	\$1,644.65
			\$0.00	\$0.00	\$2,213.35	\$2,213.35	\$2,213.35	\$2,213.35	\$2,213.35		
1278 Huss, Tatiana M	06/24/2016	186.27		.00	9.97	11.56	2.70	6.15	2.04	.00	153.85
			.00	.00	186.27	186.27	186.27	186.27	186.27		
		\$186.27		\$0.00	\$9.97	\$11.56	\$2.70	\$6.15	\$2.04	\$0.00	\$153.85
			\$0.00	\$0.00	\$186.27	\$186.27	\$186.27	\$186.27	\$186.27		
10000 Jacobs, Gregory D 2092	06/24/2016	1,583.65		.00	153.97	95.70	22.38	49.67	16.48	40.17	1,205.28
			.00	.00	1,543.48	1,543.48	1,543.48	1,543.48	1,543.48		
		\$1,583.65		\$0.00	\$153.97	\$95.70	\$22.38	\$49.67	\$16.48	\$40.17	\$1,205.28
			\$0.00	\$0.00	\$1,543.48	\$1,543.48	\$1,543.48	\$1,543.48	\$1,543.48		
1334 Jakubielski, Michael J	06/24/2016	494.76		.00	43.40	30.68	7.17	12.52	5.69	.00	395.30
			.00	.00	494.76	494.76	494.76	494.76	494.76		
		\$494.76		\$0.00	\$43.40	\$30.68	\$7.17	\$12.52	\$5.69	\$0.00	\$395.30
			\$0.00	\$0.00	\$494.76	\$494.76	\$494.76	\$494.76	\$494.76		
1338 Jenkins, Brina A	06/24/2016	227.65		.00	14.11	14.11	3.30	7.51	2.49	.00	186.13
			.00	.00	227.65	227.65	227.65	227.65	227.65		
		\$227.65		\$0.00	\$14.11	\$14.11	\$3.30	\$7.51	\$2.49	\$0.00	\$186.13
			\$0.00	\$0.00	\$227.65	\$227.65	\$227.65	\$227.65	\$227.65		
787 Johnson, Alisha D	06/24/2016	140.07		.00	5.35	8.68	2.04	4.62	1.75	.00	117.63
			.00	.00	140.07	140.07	140.07	140.07	140.07		
		\$140.07		\$0.00	\$5.35	\$8.68	\$2.04	\$4.62	\$1.75	\$0.00	\$117.63
			\$0.00	\$0.00	\$140.07	\$140.07	\$140.07	\$140.07	\$140.07		
1249 Johnson, DeVante T	06/24/2016	261.36		.00	17.48	16.20	3.79	8.63	2.86	.00	212.40
			.00	.00	261.36	261.36	261.36	261.36	261.36		
		\$261.36		\$0.00	\$17.48	\$16.20	\$3.79	\$8.63	\$2.86	\$0.00	\$212.40
			\$0.00	\$0.00	\$261.36	\$261.36	\$261.36	\$261.36	\$261.36		
1385 Johnson, Jawann D	06/24/2016	838.45		.00	94.95	51.98	12.16	27.67	9.18	.00	642.51
			.00	.00	838.45	838.45	838.45	838.45	838.45		
		\$838.45		\$0.00	\$94.95	\$51.98	\$12.16	\$27.67	\$9.18	\$0.00	\$642.51
			\$0.00	\$0.00	\$838.45	\$838.45	\$838.45	\$838.45	\$838.45		



Payroll Register - Board of Park Commissioners

Check Date Range 06/23/16 - 06/24/16

Detail Listing

Employee	Check Date	Gross	Imputed Income	EIC	Federal	FICA	Medicare	State	Other	Deductions	Net Pay
Department Parks - Parks & Recreation											
1208 Johnson, Jonathan M	06/24/2016	521.52		.00	47.41	32.33	7.56	17.21	9.23	.00	407.78
			.00	.00	521.52	521.52	521.52	521.52	521.52		
		\$521.52	\$0.00	\$0.00	\$47.41	\$32.33	\$7.56	\$17.21	\$9.23	\$0.00	\$407.78
1045 Johnson, Taylor M	06/24/2016	627.12		.00	63.25	38.88	9.10	20.70	10.66	.00	484.53
			.00	.00	627.12	627.12	627.12	627.12	627.12		
		\$627.12	\$0.00	\$0.00	\$63.25	\$38.88	\$9.10	\$20.70	\$10.66	\$0.00	\$484.53
1297 Jones, Hanna M	06/24/2016	290.50		.00	.00	18.01	4.21	8.32	2.76	.00	257.20
			.00	.00	290.50	290.50	290.50	290.50	290.50		
		\$290.50	\$0.00	\$0.00	\$0.00	\$18.01	\$4.21	\$8.32	\$2.76	\$0.00	\$257.20
985 Jones, Thomas J	06/24/2016	308.00		.00	.00	19.11	4.47	6.36	2.11	.00	275.95
			.00	.00	308.00	308.00	308.00	308.00	308.00		
		\$308.00	\$0.00	\$0.00	\$0.00	\$19.11	\$4.47	\$6.36	\$2.11	\$0.00	\$275.95
1246 Jurgensen, Berea N	06/24/2016	79.56		.00	.00	4.93	1.15	1.36	.73	.00	71.39
			.00	.00	79.56	79.56	79.56	79.56	79.56		
		\$79.56	\$0.00	\$0.00	\$0.00	\$4.93	\$1.15	\$1.36	\$0.73	\$0.00	\$71.39
1180 Karaffa, Vicki A	06/24/2016	133.45		.00	4.69	8.27	1.94	3.13	1.04	.00	114.38
			.00	.00	133.45	133.45	133.45	133.45	133.45		
		\$133.45	\$0.00	\$0.00	\$4.69	\$8.27	\$1.94	\$3.13	\$1.04	\$0.00	\$114.38
942 Kendrick, Robin E	06/24/2016	943.80		.00	87.39	58.52	13.69	29.88	9.91	.00	744.41
			.00	.00	943.80	943.80	943.80	943.80	943.80		
		\$943.80	\$0.00	\$0.00	\$87.39	\$58.52	\$13.69	\$29.88	\$9.91	\$0.00	\$744.41
1324 Kennedy, Cailin G	06/24/2016	707.25		.00	30.92	43.85	10.26	22.07	11.70	.00	588.45
			.00	.00	707.25	707.25	707.25	707.25	707.25		
		\$707.25	\$0.00	\$0.00	\$30.92	\$43.85	\$10.26	\$22.07	\$11.70	\$0.00	\$588.45
			\$0.00	\$0.00	\$707.25	\$707.25	\$707.25	\$707.25	\$707.25		



Payroll Register - Board of Park Commissioners

Check Date Range 06/23/16 - 06/24/16

Detail Listing

Employee	Check Date	Gross	Imputed Income	EIC	Federal	FICA	Medicare	State	Other	Deductions	Net Pay
Department Parks - Parks & Recreation											
10000 Kerr, William C 3369	06/24/2016	1,555.20		.00	89.30	81.71	19.10	40.95	13.59	421.26	889.29
			.00	.00	1,317.80	1,317.80	1,317.80	1,317.80	1,317.80		
		\$1,555.20		\$0.00	\$89.30	\$81.71	\$19.10	\$40.95	\$13.59	\$421.26	\$889.29
			\$0.00	\$0.00	\$1,317.80	\$1,317.80	\$1,317.80	\$1,317.80	\$1,317.80		
1261 Kiger, Jeremy M	06/24/2016	734.76		.00	40.59	45.56	10.65	24.25	8.05	.00	605.66
			.00	.00	734.76	734.76	734.76	734.76	734.76		
		\$734.76		\$0.00	\$40.59	\$45.56	\$10.65	\$24.25	\$8.05	\$0.00	\$605.66
			\$0.00	\$0.00	\$734.76	\$734.76	\$734.76	\$734.76	\$734.76		
1310 Killoren, Ryan P	06/24/2016	154.95		.00	.00	9.60	2.25	5.11	1.70	.00	136.29
			.00	.00	154.95	154.95	154.95	154.95	154.95		
		\$154.95		\$0.00	\$0.00	\$9.60	\$2.25	\$5.11	\$1.70	\$0.00	\$136.29
			\$0.00	\$0.00	\$154.95	\$154.95	\$154.95	\$154.95	\$154.95		
1390 Kinser, Denice S	06/24/2016	253.16		.00	.00	15.70	3.67	8.35	2.77	.00	222.67
			.00	.00	253.16	253.16	253.16	253.16	253.16		
		\$253.16		\$0.00	\$0.00	\$15.70	\$3.67	\$8.35	\$2.77	\$0.00	\$222.67
			\$0.00	\$0.00	\$253.16	\$253.16	\$253.16	\$253.16	\$253.16		
10000 Kluesner, Daniel Alan 0719	06/24/2016	1,519.20		.00	163.80	80.44	18.82	42.82	14.21	246.64	952.47
			.00	.00	1,297.46	1,297.46	1,297.46	1,297.46	1,297.46		
		\$1,519.20		\$0.00	\$163.80	\$80.44	\$18.82	\$42.82	\$14.21	\$246.64	\$952.47
			\$0.00	\$0.00	\$1,297.46	\$1,297.46	\$1,297.46	\$1,297.46	\$1,297.46		
695 Knapp, William R	06/24/2016	271.71		.00	2.94	16.85	3.94	7.70	2.55	.00	237.73
			.00	.00	271.71	271.71	271.71	271.71	271.71		
		\$271.71		\$0.00	\$2.94	\$16.85	\$3.94	\$7.70	\$2.55	\$0.00	\$237.73
			\$0.00	\$0.00	\$271.71	\$271.71	\$271.71	\$271.71	\$271.71		
10000 Knudsen, William L 3346	06/24/2016	863.30		.00	123.68	53.52	12.52	28.49	9.45	.00	635.64
			.00	.00	863.30	863.30	863.30	863.30	863.30		
		\$863.30		\$0.00	\$123.68	\$53.52	\$12.52	\$28.49	\$9.45	\$0.00	\$635.64
			\$0.00	\$0.00	\$863.30	\$863.30	\$863.30	\$863.30	\$863.30		
973 Kogler, Katherine M	06/24/2016	598.70		.00	11.41	37.12	8.68	19.76	6.56	.00	515.17
			.00	.00	598.70	598.70	598.70	598.70	598.70		
		\$598.70		\$0.00	\$11.41	\$37.12	\$8.68	\$19.76	\$6.56	\$0.00	\$515.17
			\$0.00	\$0.00	\$598.70	\$598.70	\$598.70	\$598.70	\$598.70		



Payroll Register - Board of Park Commissioners

Check Date Range 06/23/16 - 06/24/16

Detail Listing

Employee	Check Date	Gross	Imputed Income	EIC	Federal	FICA	Medicare	State	Other	Deductions	Net Pay
Department Parks - Parks & Recreation											
1325 Kojder, Alyssa B	06/24/2016	345.40		.00	25.89	21.41	5.01	11.40	3.78	.00	277.91
			.00	.00	345.40	345.40	345.40	345.40	345.40		
		\$345.40	\$0.00	\$0.00	\$25.89	\$21.41	\$5.01	\$11.40	\$3.78	\$0.00	\$277.91
316 Labban, Jad A	06/24/2016	186.78		.00	10.02	11.58	2.71	6.16	2.05	.00	154.26
			.00	.00	186.78	186.78	186.78	186.78	186.78		
		\$186.78	\$0.00	\$0.00	\$10.02	\$11.58	\$2.71	\$6.16	\$2.05	\$0.00	\$154.26
911 Labis, Kolynn M	06/24/2016	461.25		.00	38.37	28.60	6.69	15.22	5.05	.00	367.32
			.00	.00	461.25	461.25	461.25	461.25	461.25		
		\$461.25	\$0.00	\$0.00	\$38.37	\$28.60	\$6.69	\$15.22	\$5.05	\$0.00	\$367.32
1236 Lake, Billie J	06/24/2016	237.51		.00	.00	14.73	3.43	6.57	2.18	.00	210.60
			.00	.00	237.51	237.51	237.51	237.51	237.51		
		\$237.51	\$0.00	\$0.00	\$0.00	\$14.73	\$3.43	\$6.57	\$2.18	\$0.00	\$210.60
10000 Lamb, Chris J 0299	06/24/2016	1,610.41		.00	193.17	92.58	21.65	49.28	16.35	156.35	1,081.03
			.00	.00	1,493.28	1,493.28	1,493.28	1,493.28	1,493.28		
		\$1,610.41	\$0.00	\$0.00	\$193.17	\$92.58	\$21.65	\$49.28	\$16.35	\$156.35	\$1,081.03
1268 Lambert, Aurora L	06/24/2016	80.65		.00	.00	5.00	1.18	2.66	.88	.00	70.93
			.00	.00	80.65	80.65	80.65	80.65	80.65		
		\$80.65	\$0.00	\$0.00	\$0.00	\$5.00	\$1.18	\$2.66	\$0.88	\$0.00	\$70.93
1298 Lance, Shirley A	06/24/2016	493.50		.00	5.89	30.59	7.16	25.02	15.90	.00	408.94
			.00	.00	493.50	493.50	493.50	493.50	493.50		
		\$493.50	\$0.00	\$0.00	\$5.89	\$30.59	\$7.16	\$25.02	\$15.90	\$0.00	\$408.94
1311 Langella, Emily E	06/24/2016	373.00		.00	28.65	23.13	5.41	12.31	4.08	.00	299.42
			.00	.00	373.00	373.00	373.00	373.00	373.00		
		\$373.00	\$0.00	\$0.00	\$28.65	\$23.13	\$5.41	\$12.31	\$4.08	\$0.00	\$299.42
			\$0.00	\$0.00	\$373.00	\$373.00	\$373.00	\$373.00	\$373.00		



Payroll Register - Board of Park Commissioners

Check Date Range 06/23/16 - 06/24/16

Detail Listing

Employee	Check Date	Gross	Imputed Income	EIC	Federal	FICA	Medicare	State	Other	Deductions	Net Pay
Department Parks - Parks & Recreation											
470 Lavender, Jai D	06/24/2016	725.90		.00	54.70	45.01	10.53	22.69	7.53	.00	585.44
			.00	.00	725.90	725.90	725.90	725.90	725.90		
		\$725.90	\$0.00	\$0.00	\$54.70	\$45.01	\$10.53	\$22.69	\$7.53	\$0.00	\$585.44
			\$0.00	\$0.00	\$725.90	\$725.90	\$725.90	\$725.90	\$725.90		
10000 Lavender, Matthew E 3600	06/24/2016	246.29		.00	25.98	15.27	3.57	13.13	2.70	.00	185.64
			.00	.00	246.29	246.29	246.29	246.29	246.29		
		\$246.29	\$0.00	\$0.00	\$25.98	\$15.27	\$3.57	\$13.13	\$2.70	\$0.00	\$185.64
			\$0.00	\$0.00	\$246.29	\$246.29	\$246.29	\$246.29	\$246.29		
1341 Lee, Noelle E	06/24/2016	214.50		.00	12.80	13.30	3.11	7.08	2.35	.00	175.86
			.00	.00	214.50	214.50	214.50	214.50	214.50		
		\$214.50	\$0.00	\$0.00	\$12.80	\$13.30	\$3.11	\$7.08	\$2.35	\$0.00	\$175.86
			\$0.00	\$0.00	\$214.50	\$214.50	\$214.50	\$214.50	\$214.50		
10000 Lee, William D 1575	06/24/2016	694.79		.00	50.04	43.07	10.07	21.66	7.19	.00	562.76
			.00	.00	694.79	694.79	694.79	694.79	694.79		
		\$694.79	\$0.00	\$0.00	\$50.04	\$43.07	\$10.07	\$21.66	\$7.19	\$0.00	\$562.76
			\$0.00	\$0.00	\$694.79	\$694.79	\$694.79	\$694.79	\$694.79		
1382 Leverenz, Jayla A	06/24/2016	94.20		.00	.77	5.84	1.37	3.11	1.03	.00	82.08
			.00	.00	94.20	94.20	94.20	94.20	94.20		
		\$94.20	\$0.00	\$0.00	\$0.77	\$5.84	\$1.37	\$3.11	\$1.03	\$0.00	\$82.08
			\$0.00	\$0.00	\$94.20	\$94.20	\$94.20	\$94.20	\$94.20		
1053 Lien, Carson C	06/24/2016	355.25		.00	11.29	22.03	5.15	10.45	3.47	.00	302.86
			.00	.00	355.25	355.25	355.25	355.25	355.25		
		\$355.25	\$0.00	\$0.00	\$11.29	\$22.03	\$5.15	\$10.45	\$3.47	\$0.00	\$302.86
			\$0.00	\$0.00	\$355.25	\$355.25	\$355.25	\$355.25	\$355.25		
1312 Liford, Emily C	06/24/2016	98.13		.00	1.16	6.08	1.42	3.24	1.07	.00	85.16
			.00	.00	98.13	98.13	98.13	98.13	98.13		
		\$98.13	\$0.00	\$0.00	\$1.16	\$6.08	\$1.42	\$3.24	\$1.07	\$0.00	\$85.16
			\$0.00	\$0.00	\$98.13	\$98.13	\$98.13	\$98.13	\$98.13		
519 Livingston, Alyssa S	06/24/2016	502.06		.00	44.49	31.13	7.28	16.57	5.50	.00	397.09
			.00	.00	502.06	502.06	502.06	502.06	502.06		
		\$502.06	\$0.00	\$0.00	\$44.49	\$31.13	\$7.28	\$16.57	\$5.50	\$0.00	\$397.09
			\$0.00	\$0.00	\$502.06	\$502.06	\$502.06	\$502.06	\$502.06		



Payroll Register - Board of Park Commissioners

Check Date Range 06/23/16 - 06/24/16

Detail Listing

Employee	Check Date	Gross	Imputed Income	EIC	Federal	FICA	Medicare	State	Other	Deductions	Net Pay
Department Parks - Parks & Recreation											
202 Lutes, Kathryn E	06/24/2016	188.76		.00	10.22	11.70	2.74	6.23	2.07	.00	155.80
			.00	.00	188.76	188.76	188.76	188.76	188.76		
		\$188.76		\$0.00	\$10.22	\$11.70	\$2.74	\$6.23	\$2.07	\$0.00	\$155.80
			\$0.00	\$0.00	\$188.76	\$188.76	\$188.76	\$188.76	\$188.76		
1362 Majors, Courtnee R	06/24/2016	831.04		.00	93.84	51.52	12.05	26.16	8.68	.00	638.79
			.00	.00	831.04	831.04	831.04	831.04	831.04		
		\$831.04		\$0.00	\$93.84	\$51.52	\$12.05	\$26.16	\$8.68	\$0.00	\$638.79
			\$0.00	\$0.00	\$831.04	\$831.04	\$831.04	\$831.04	\$831.04		
1243 Maloney, Laura J	06/24/2016	294.84		.00	5.25	18.29	4.28	8.46	4.54	.00	254.02
			.00	.00	294.84	294.84	294.84	294.84	294.84		
		\$294.84		\$0.00	\$5.25	\$18.29	\$4.28	\$8.46	\$4.54	\$0.00	\$254.02
			\$0.00	\$0.00	\$294.84	\$294.84	\$294.84	\$294.84	\$294.84		
1165 Marler, Kwang Hsiung	06/24/2016	1,884.62		.00	234.67	113.55	26.56	60.44	20.06	53.05	1,376.29
			.00	.00	1,831.57	1,831.57	1,831.57	1,831.57	1,831.57		
		\$1,884.62		\$0.00	\$234.67	\$113.55	\$26.56	\$60.44	\$20.06	\$53.05	\$1,376.29
			\$0.00	\$0.00	\$1,831.57	\$1,831.57	\$1,831.57	\$1,831.57	\$1,831.57		
10000 Martin, Newton P 0796	06/24/2016	950.40		.00	136.74	58.91	13.78	31.36	10.41	.00	699.20
			.00	.00	950.40	950.40	950.40	950.40	950.40		
		\$950.40		\$0.00	\$136.74	\$58.91	\$13.78	\$31.36	\$10.41	\$0.00	\$699.20
			\$0.00	\$0.00	\$950.40	\$950.40	\$950.40	\$950.40	\$950.40		
1222 Martindale, Claude C	06/24/2016	856.80		.00	37.22	53.12	12.43	68.27	23.31	.00	662.45
			.00	.00	856.80	856.80	856.80	856.80	856.80		
		\$856.80		\$0.00	\$37.22	\$53.12	\$12.43	\$68.27	\$23.31	\$0.00	\$662.45
			\$0.00	\$0.00	\$856.80	\$856.80	\$856.80	\$856.80	\$856.80		
1314 Marzke, Grant A	06/24/2016	392.66		.00	15.04	24.34	5.69	11.69	6.20	.00	329.70
			.00	.00	392.66	392.66	392.66	392.66	392.66		
		\$392.66		\$0.00	\$15.04	\$24.34	\$5.69	\$11.69	\$6.20	\$0.00	\$329.70
			\$0.00	\$0.00	\$392.66	\$392.66	\$392.66	\$392.66	\$392.66		
1315 Maxey, Grace E	06/24/2016	307.91		.00	22.14	19.09	4.46	10.16	3.08	.00	248.98
			.00	.00	307.91	307.91	307.91	307.91	307.91		
		\$307.91		\$0.00	\$22.14	\$19.09	\$4.46	\$10.16	\$3.08	\$0.00	\$248.98
			\$0.00	\$0.00	\$307.91	\$307.91	\$307.91	\$307.91	\$307.91		



Payroll Register - Board of Park Commissioners

Check Date Range 06/23/16 - 06/24/16

Detail Listing

Employee	Check Date	Gross	Imputed Income	EIC	Federal	FICA	Medicare	State	Other	Deductions	Net Pay
Department Parks - Parks & Recreation											
988 McCalla, Mattie L	06/24/2016	1,014.74		.00	51.30	62.91	14.72	33.49	11.11	.00	841.21
			.00	.00	1,014.74	1,014.74	1,014.74	1,014.74	1,014.74		
		\$1,014.74		\$0.00	\$51.30	\$62.91	\$14.72	\$33.49	\$11.11	\$0.00	\$841.21
			\$0.00	\$0.00	\$1,014.74	\$1,014.74	\$1,014.74	\$1,014.74	\$1,014.74		
10000 McDevitt, Paula M 0333	06/24/2016	2,892.65		.00	325.53	179.35	41.94	94.19	31.25	53.23	2,167.16
			.00	.00	2,892.65	2,892.65	2,892.65	2,892.65	2,892.65		
		\$2,892.65		\$0.00	\$325.53	\$179.35	\$41.94	\$94.19	\$31.25	\$53.23	\$2,167.16
			\$0.00	\$0.00	\$2,892.65	\$2,892.65	\$2,892.65	\$2,892.65	\$2,892.65		
1263 McGarry, Kessler G	06/24/2016	373.10		.00	13.08	23.13	5.41	11.04	3.66	.00	316.78
			.00	.00	373.10	373.10	373.10	373.10	373.10		
		\$373.10		\$0.00	\$13.08	\$23.13	\$5.41	\$11.04	\$3.66	\$0.00	\$316.78
			\$0.00	\$0.00	\$373.10	\$373.10	\$373.10	\$373.10	\$373.10		
876 McGhee, Brandon	06/24/2016	786.52		.00	63.80	48.76	11.40	24.69	8.19	.00	629.68
			.00	.00	786.52	786.52	786.52	786.52	786.52		
		\$786.52		\$0.00	\$63.80	\$48.76	\$11.40	\$24.69	\$8.19	\$0.00	\$629.68
			\$0.00	\$0.00	\$786.52	\$786.52	\$786.52	\$786.52	\$786.52		
10000 McGill, Morgan K 3518	06/24/2016	61.50		.00	.00	3.81	.89	.76	.25	.00	55.79
			.00	.00	61.50	61.50	61.50	61.50	61.50		
		\$61.50		\$0.00	\$0.00	\$3.81	\$0.89	\$0.76	\$0.25	\$0.00	\$55.79
			\$0.00	\$0.00	\$61.50	\$61.50	\$61.50	\$61.50	\$61.50		
1226 McGinley, Justine M	06/24/2016	393.14		.00	30.66	24.37	5.70	12.97	4.31	.00	315.13
			.00	.00	393.14	393.14	393.14	393.14	393.14		
		\$393.14		\$0.00	\$30.66	\$24.37	\$5.70	\$12.97	\$4.31	\$0.00	\$315.13
			\$0.00	\$0.00	\$393.14	\$393.14	\$393.14	\$393.14	\$393.14		
10000 McGlothlin, Brenda S 0330	06/24/2016	986.40		.00	65.76	61.16	14.30	32.55	10.80	.00	801.83
			.00	.00	986.40	986.40	986.40	986.40	986.40		
		\$986.40		\$0.00	\$65.76	\$61.16	\$14.30	\$32.55	\$10.80	\$0.00	\$801.83
			\$0.00	\$0.00	\$986.40	\$986.40	\$986.40	\$986.40	\$986.40		
1225 McHaley, Liz N	06/24/2016	62.22		.00	.00	3.86	.90	2.05	.68	.00	54.73
			.00	.00	62.22	62.22	62.22	62.22	62.22		
		\$62.22		\$0.00	\$0.00	\$3.86	\$0.90	\$2.05	\$0.68	\$0.00	\$54.73
			\$0.00	\$0.00	\$62.22	\$62.22	\$62.22	\$62.22	\$62.22		



Payroll Register - Board of Park Commissioners

Check Date Range 06/23/16 - 06/24/16

Detail Listing

Employee	Check Date	Gross	Imputed Income	EIC	Federal	FICA	Medicare	State	Other	Deductions	Net Pay
Department Parks - Parks & Recreation											
1273 McIntosh, Amanda C	06/24/2016	324.81		.00	23.83	20.14	4.71	9.45	3.14	.00	263.54
			.00	.00	324.81	324.81	324.81	324.81	324.81		
		\$324.81	\$0.00	\$0.00	\$23.83	\$20.14	\$4.71	\$9.45	\$3.14	\$0.00	\$263.54
46 McLaughlin, Bradly K	06/24/2016	617.76		.00	38.48	38.30	8.96	20.39	6.76	.00	504.87
			.00	.00	617.76	617.76	617.76	617.76	617.76		
		\$617.76	\$0.00	\$0.00	\$38.48	\$38.30	\$8.96	\$20.39	\$6.76	\$0.00	\$504.87
1042 Meacham, Bart C	06/24/2016	395.85		.00	.00	24.54	5.74	11.79	3.91	.00	349.87
			.00	.00	395.85	395.85	395.85	395.85	395.85		
		\$395.85	\$0.00	\$0.00	\$0.00	\$24.54	\$5.74	\$11.79	\$3.91	\$0.00	\$349.87
1238 Mehay, Samantha R	06/24/2016	547.11		.00	51.25	33.92	7.93	18.05	5.99	.00	429.97
			.00	.00	547.11	547.11	547.11	547.11	547.11		
		\$547.11	\$0.00	\$0.00	\$51.25	\$33.92	\$7.93	\$18.05	\$5.99	\$0.00	\$429.97
1366 Melrose, Kevin M	06/24/2016	828.36		.00	.00	51.36	12.01	26.07	8.65	.00	730.27
			.00	.00	828.36	828.36	828.36	828.36	828.36		
		\$828.36	\$0.00	\$0.00	\$0.00	\$51.36	\$12.01	\$26.07	\$8.65	\$0.00	\$730.27
1281 Mikulich, Levi j	06/24/2016	155.04		.00	6.85	9.60	2.25	5.12	1.70	.00	129.52
			.00	.00	155.04	155.04	155.04	155.04	155.04		
		\$155.04	\$0.00	\$0.00	\$6.85	\$9.60	\$2.25	\$5.12	\$1.70	\$0.00	\$129.52
96 Miller, Alison M	06/24/2016	1,591.81		.00	97.02	95.74	22.39	45.19	14.99	231.25	1,085.23
			.00	.00	1,369.25	1,544.25	1,544.25	1,369.25	1,369.25		
		\$1,591.81	\$0.00	\$0.00	\$97.02	\$95.74	\$22.39	\$45.19	\$14.99	\$231.25	\$1,085.23
1364 Miller, Jennifer E	06/24/2016	29.25		.00	.00	1.81	.42	.00	.00	.00	27.02
			.00	.00	29.25	29.25	29.25	29.25	29.25		
		\$29.25	\$0.00	\$0.00	\$0.00	\$1.81	\$0.42	\$0.00	\$0.00	\$0.00	\$27.02
			\$0.00	\$0.00	\$29.25	\$29.25	\$29.25	\$29.25	\$29.25		



Payroll Register - Board of Park Commissioners

Check Date Range 06/23/16 - 06/24/16

Detail Listing

Employee	Check Date	Gross	Imputed Income	EIC	Federal	FICA	Medicare	State	Other	Deductions	Net Pay
Department Parks - Parks & Recreation											
461 Minett, Mark R	06/24/2016	700.28		.00	21.57	43.42	10.15	21.84	7.25	.00	596.05
			.00	.00	700.28	700.28	700.28	700.28	700.28		
		\$700.28		\$0.00	\$21.57	\$43.42	\$10.15	\$21.84	\$7.25	\$0.00	\$596.05
			\$0.00	\$0.00	\$700.28	\$700.28	\$700.28	\$700.28	\$700.28		
1274 Mullen, Emma S	06/24/2016	116.74		.00	3.02	7.24	1.69	3.85	1.28	.00	99.66
			.00	.00	116.74	116.74	116.74	116.74	116.74		
		\$116.74		\$0.00	\$3.02	\$7.24	\$1.69	\$3.85	\$1.28	\$0.00	\$99.66
			\$0.00	\$0.00	\$116.74	\$116.74	\$116.74	\$116.74	\$116.74		
10000 Narwold, Malcolm J 2353	06/24/2016	188.40		.00	10.19	11.68	2.73	6.22	2.06	.00	155.52
			.00	.00	188.40	188.40	188.40	188.40	188.40		
		\$188.40		\$0.00	\$10.19	\$11.68	\$2.73	\$6.22	\$2.06	\$0.00	\$155.52
			\$0.00	\$0.00	\$188.40	\$188.40	\$188.40	\$188.40	\$188.40		
10000 Neely, Lesilyn S 0361	06/23/2016	100.00		.00	.00	6.20	1.45	3.30	1.10	.00	87.95
			.00	.00	100.00	100.00	100.00	100.00	100.00		
	06/24/2016	1,406.40		.00	113.69	82.13	19.21	43.71	14.50	86.65	1,046.51
			.00	.00	1,324.60	1,324.60	1,324.60	1,324.60	1,324.60		
		\$1,506.40		\$0.00	\$113.69	\$88.33	\$20.66	\$47.01	\$15.60	\$86.65	\$1,134.46
			\$0.00	\$0.00	\$1,424.60	\$1,424.60	\$1,424.60	\$1,424.60	\$1,424.60		
696 Nelson, John C	06/24/2016	696.96		.00	50.36	43.21	10.10	21.73	7.21	105.00	459.35
			.00	.00	696.96	696.96	696.96	696.96	696.96		
		\$696.96		\$0.00	\$50.36	\$43.21	\$10.10	\$21.73	\$7.21	\$105.00	\$459.35
			\$0.00	\$0.00	\$696.96	\$696.96	\$696.96	\$696.96	\$696.96		
10000 Nentrup, Susan J 0738	06/24/2016	50.03		.00	.00	3.11	.73	.38	.13	.00	45.68
			.00	.00	50.03	50.03	50.03	50.03	50.03		
		\$50.03		\$0.00	\$0.00	\$3.11	\$0.73	\$0.38	\$0.13	\$0.00	\$45.68
			\$0.00	\$0.00	\$50.03	\$50.03	\$50.03	\$50.03	\$50.03		
1275 Neuhouser, Davis S	06/24/2016	367.19		.00	12.49	22.76	5.32	12.12	4.02	.00	310.48
			.00	.00	367.19	367.19	367.19	367.19	367.19		
		\$367.19		\$0.00	\$12.49	\$22.76	\$5.32	\$12.12	\$4.02	\$0.00	\$310.48
			\$0.00	\$0.00	\$367.19	\$367.19	\$367.19	\$367.19	\$367.19		



Payroll Register - Board of Park Commissioners

Check Date Range 06/23/16 - 06/24/16

Detail Listing

Employee	Check Date	Gross	Imputed Income	EIC	Federal	FICA	Medicare	State	Other	Deductions	Net Pay
Department Parks - Parks & Recreation											
883 Nickelson, Joshua B	06/24/2016	158.62		.00	30.00	9.83	2.30	35.23	21.74	.00	59.52
			.00	.00	158.62	158.62	158.62	158.62	158.62		
		\$158.62	\$0.00	\$0.00	\$30.00	\$9.83	\$2.30	\$35.23	\$21.74	\$0.00	\$59.52
710 Nourie, Richard C	06/24/2016	152.25		.00	.00	9.44	2.21	3.76	1.25	.00	135.59
			.00	.00	152.25	152.25	152.25	152.25	152.25		
		\$152.25	\$0.00	\$0.00	\$0.00	\$9.44	\$2.21	\$3.76	\$1.25	\$0.00	\$135.59
1359 O'Hair, Alexandra RL	06/24/2016	934.37		.00	62.61	57.93	13.55	29.57	8.96	.00	761.75
			.00	.00	934.37	934.37	934.37	934.37	934.37		
		\$934.37	\$0.00	\$0.00	\$62.61	\$57.93	\$13.55	\$29.57	\$8.96	\$0.00	\$761.75
1023 Osborne, Zachary R	06/24/2016	197.03		.00	.00	12.22	2.86	5.23	1.74	.00	174.98
			.00	.00	197.03	197.03	197.03	197.03	197.03		
		\$197.03	\$0.00	\$0.00	\$0.00	\$12.22	\$2.86	\$5.23	\$1.74	\$0.00	\$174.98
10000 Owen, Olan D 2447	06/24/2016	663.68		.00	128.73	41.15	9.62	21.90	7.27	.00	455.01
			.00	.00	663.68	663.68	663.68	663.68	663.68		
		\$663.68	\$0.00	\$0.00	\$128.73	\$41.15	\$9.62	\$21.90	\$7.27	\$0.00	\$455.01
1316 Padget, Grace E	06/24/2016	810.00		.00	90.68	50.22	11.75	26.73	8.87	.00	621.75
			.00	.00	810.00	810.00	810.00	810.00	810.00		
		\$810.00	\$0.00	\$0.00	\$90.68	\$50.22	\$11.75	\$26.73	\$8.87	\$0.00	\$621.75
1282 Paquette, Ryan N	06/24/2016	515.37		.00	46.49	31.95	7.48	17.01	5.64	.00	406.80
			.00	.00	515.37	515.37	515.37	515.37	515.37		
		\$515.37	\$0.00	\$0.00	\$46.49	\$31.95	\$7.48	\$17.01	\$5.64	\$0.00	\$406.80
1335 Park, Griffin M	06/24/2016	203.77		.00	.00	12.63	2.95	5.46	1.65	.00	181.08
			.00	.00	203.77	203.77	203.77	203.77	203.77		
		\$203.77	\$0.00	\$0.00	\$0.00	\$12.63	\$2.95	\$5.46	\$1.65	\$0.00	\$181.08



Payroll Register - Board of Park Commissioners

Check Date Range 06/23/16 - 06/24/16

Detail Listing

Employee	Check Date	Gross	Imputed Income	EIC	Federal	FICA	Medicare	State	Other	Deductions	Net Pay
Department Parks - Parks & Recreation											
844 Parkes, Christa M	06/24/2016	192.33		.00	10.58	11.92	2.79	6.35	2.11	.00	158.58
			.00	.00	192.33	192.33	192.33	192.33	192.33		
		\$192.33		\$0.00	\$10.58	\$11.92	\$2.79	\$6.35	\$2.11	\$0.00	\$158.58
			\$0.00	\$0.00	\$192.33	\$192.33	\$192.33	\$192.33	\$192.33		
10000 Pate, Robert E 3304	06/24/2016	62.80		.00	.00	3.89	.92	.80	.27	.00	56.92
			.00	.00	62.80	62.80	62.80	62.80	62.80		
		\$62.80		\$0.00	\$0.00	\$3.89	\$0.92	\$0.80	\$0.27	\$0.00	\$56.92
			\$0.00	\$0.00	\$62.80	\$62.80	\$62.80	\$62.80	\$62.80		
729 Pattison, Luke A	06/24/2016	909.32		.00	82.22	56.38	13.19	30.01	9.96	.00	717.56
			.00	.00	909.32	909.32	909.32	909.32	909.32		
		\$909.32		\$0.00	\$82.22	\$56.38	\$13.19	\$30.01	\$9.96	\$0.00	\$717.56
			\$0.00	\$0.00	\$909.32	\$909.32	\$909.32	\$909.32	\$909.32		
366 Pearson, Erik W	06/24/2016	1,261.12		.00	127.68	75.17	17.58	40.01	13.28	53.38	934.02
			.00	.00	1,212.42	1,212.42	1,212.42	1,212.42	1,212.42		
		\$1,261.12		\$0.00	\$127.68	\$75.17	\$17.58	\$40.01	\$13.28	\$53.38	\$934.02
			\$0.00	\$0.00	\$1,212.42	\$1,212.42	\$1,212.42	\$1,212.42	\$1,212.42		
10000 Pedersen, Scott 1021	06/24/2016	1,538.46		.00	119.19	81.32	19.01	42.01	14.36	240.00	1,022.57
			.00	.00	1,311.57	1,311.57	1,311.57	1,311.57	1,311.57		
		\$1,538.46		\$0.00	\$119.19	\$81.32	\$19.01	\$42.01	\$14.36	\$240.00	\$1,022.57
			\$0.00	\$0.00	\$1,311.57	\$1,311.57	\$1,311.57	\$1,311.57	\$1,311.57		
1361 Pedro, Stephanie L	06/24/2016	388.52		.00	30.20	24.09	5.63	12.82	6.80	.00	308.98
			.00	.00	388.52	388.52	388.52	388.52	388.52		
		\$388.52		\$0.00	\$30.20	\$24.09	\$5.63	\$12.82	\$6.80	\$0.00	\$308.98
			\$0.00	\$0.00	\$388.52	\$388.52	\$388.52	\$388.52	\$388.52		
691 Peterson, Dylan S	06/24/2016	455.80		.00	5.77	28.26	6.60	13.77	4.57	.00	396.83
			.00	.00	455.80	455.80	455.80	455.80	455.80		
		\$455.80		\$0.00	\$5.77	\$28.26	\$6.60	\$13.77	\$4.57	\$0.00	\$396.83
			\$0.00	\$0.00	\$455.80	\$455.80	\$455.80	\$455.80	\$455.80		
1257 Pierce, Vicki A	06/24/2016	176.71		.00	.00	10.96	2.56	4.56	1.51	.00	157.12
			.00	.00	176.71	176.71	176.71	176.71	176.71		
		\$176.71		\$0.00	\$0.00	\$10.96	\$2.56	\$4.56	\$1.51	\$0.00	\$157.12
			\$0.00	\$0.00	\$176.71	\$176.71	\$176.71	\$176.71	\$176.71		



Payroll Register - Board of Park Commissioners

Check Date Range 06/23/16 - 06/24/16

Detail Listing

Employee	Check Date	Gross	Imputed Income	EIC	Federal	FICA	Medicare	State	Other	Deductions	Net Pay
Department Parks - Parks & Recreation											
1269 Potter, Madelyn K	06/24/2016	80.47		.00	.00	4.99	1.17	2.66	.88	.00	70.77
			.00	.00	80.47	80.47	80.47	80.47	80.47		
		\$80.47		\$0.00	\$0.00	\$4.99	\$1.17	\$2.66	\$0.88	\$0.00	\$70.77
			\$0.00	\$0.00	\$80.47	\$80.47	\$80.47	\$80.47	\$80.47		
1383 Prather, Jonathan J	06/24/2016	160.74		.00	7.42	9.97	2.33	5.30	1.76	.00	133.96
			.00	.00	160.74	160.74	160.74	160.74	160.74		
		\$160.74		\$0.00	\$7.42	\$9.97	\$2.33	\$5.30	\$1.76	\$0.00	\$133.96
			\$0.00	\$0.00	\$160.74	\$160.74	\$160.74	\$160.74	\$160.74		
10000 Prince, Kevin L 0748	06/24/2016	1,555.20		.00	172.47	93.69	21.91	49.86	41.10	82.98	1,093.19
			.00	.00	1,511.04	1,511.04	1,511.04	1,511.04	1,511.04		
		\$1,555.20		\$0.00	\$172.47	\$93.69	\$21.91	\$49.86	\$41.10	\$82.98	\$1,093.19
			\$0.00	\$0.00	\$1,511.04	\$1,511.04	\$1,511.04	\$1,511.04	\$1,511.04		
961 Raburn, Samantha A	06/24/2016	820.66		.00	92.28	50.88	11.90	27.08	8.99	.00	629.53
			.00	.00	820.66	820.66	820.66	820.66	820.66		
		\$820.66		\$0.00	\$92.28	\$50.88	\$11.90	\$27.08	\$8.99	\$0.00	\$629.53
			\$0.00	\$0.00	\$820.66	\$820.66	\$820.66	\$820.66	\$820.66		
10000 Ramey, Julie A 1710	06/24/2016	2,094.34		.00	169.37	130.29	30.47	59.83	50.36	277.65	1,376.37
			.00	.00	1,851.57	2,101.57	2,101.57	1,851.57	1,851.57		
		\$2,094.34		\$0.00	\$169.37	\$130.29	\$30.47	\$59.83	\$50.36	\$277.65	\$1,376.37
			\$0.00	\$0.00	\$1,851.57	\$2,101.57	\$2,101.57	\$1,851.57	\$1,851.57		
10000 Ramsey, Chris 0975	06/24/2016	203.82		.00	11.73	12.63	2.96	6.73	2.23	.00	167.54
			.00	.00	203.82	203.82	203.82	203.82	203.82		
		\$203.82		\$0.00	\$11.73	\$12.63	\$2.96	\$6.73	\$2.23	\$0.00	\$167.54
			\$0.00	\$0.00	\$203.82	\$203.82	\$203.82	\$203.82	\$203.82		
10000 Ream, William J 3618	06/24/2016	1,629.83		.00	183.18	98.11	22.94	50.95	16.91	53.05	1,204.69
			.00	.00	1,582.40	1,582.40	1,582.40	1,582.40	1,582.40		
		\$1,629.83		\$0.00	\$183.18	\$98.11	\$22.94	\$50.95	\$16.91	\$53.05	\$1,204.69
			\$0.00	\$0.00	\$1,582.40	\$1,582.40	\$1,582.40	\$1,582.40	\$1,582.40		
732 Reed, Hana M	06/24/2016	106.29		.00	.00	6.59	1.55	3.51	1.66	.00	92.98
			.00	.00	106.29	106.29	106.29	106.29	106.29		
		\$106.29		\$0.00	\$0.00	\$6.59	\$1.55	\$3.51	\$1.66	\$0.00	\$92.98
			\$0.00	\$0.00	\$106.29	\$106.29	\$106.29	\$106.29	\$106.29		



Payroll Register - Board of Park Commissioners

Check Date Range 06/23/16 - 06/24/16

Detail Listing

Employee	Check Date	Gross	Imputed Income	EIC	Federal	FICA	Medicare	State	Other	Deductions	Net Pay
Department Parks - Parks & Recreation											
10000 Retzlaff, Carl D 0406	06/24/2016	1,643.20		.00	149.11	86.43	20.21	46.00	17.43	269.15	1,054.87
			.00	.00	1,394.05	1,394.05	1,394.05	1,394.05	1,394.05		
		\$1,643.20		\$0.00	\$149.11	\$86.43	\$20.21	\$46.00	\$17.43	\$269.15	\$1,054.87
			\$0.00	\$0.00	\$1,394.05	\$1,394.05	\$1,394.05	\$1,394.05	\$1,394.05		
10000 Richardson, James B 3209	06/24/2016	1,416.80		.00	158.03	85.65	20.03	49.32	24.71	44.26	1,034.80
			.00	.00	1,381.39	1,381.39	1,381.39	1,381.39	1,381.39		
		\$1,416.80		\$0.00	\$158.03	\$85.65	\$20.03	\$49.32	\$24.71	\$44.26	\$1,034.80
			\$0.00	\$0.00	\$1,381.39	\$1,381.39	\$1,381.39	\$1,381.39	\$1,381.39		
10000 Robertson, Dennis 0632	06/24/2016	1,634.40		.00	185.16	101.33	23.70	53.94	20.43	47.30	1,202.54
			.00	.00	1,634.40	1,634.40	1,634.40	1,634.40	1,634.40		
		\$1,634.40		\$0.00	\$185.16	\$101.33	\$23.70	\$53.94	\$20.43	\$47.30	\$1,202.54
			\$0.00	\$0.00	\$1,634.40	\$1,634.40	\$1,634.40	\$1,634.40	\$1,634.40		
1229 Robinson, Al R Jr	06/24/2016	761.71		.00	20.79	47.23	11.03	25.14	8.34	.00	649.18
			.00	.00	761.71	761.71	761.71	761.71	761.71		
		\$761.71		\$0.00	\$20.79	\$47.23	\$11.03	\$25.14	\$8.34	\$0.00	\$649.18
			\$0.00	\$0.00	\$761.71	\$761.71	\$761.71	\$761.71	\$761.71		
1321 Roganovich, Donald B	06/24/2016	641.30		.00	65.38	39.76	9.30	21.16	7.02	.00	498.68
			.00	.00	641.30	641.30	641.30	641.30	641.30		
		\$641.30		\$0.00	\$65.38	\$39.76	\$9.30	\$21.16	\$7.02	\$0.00	\$498.68
			\$0.00	\$0.00	\$641.30	\$641.30	\$641.30	\$641.30	\$641.30		
1051 Roll, Taryn R	06/24/2016	445.85		.00	36.06	27.63	6.46	14.71	4.88	.00	356.11
			.00	.00	445.85	445.85	445.85	445.85	445.85		
		\$445.85		\$0.00	\$36.06	\$27.63	\$6.46	\$14.71	\$4.88	\$0.00	\$356.11
			\$0.00	\$0.00	\$445.85	\$445.85	\$445.85	\$445.85	\$445.85		
10000 Rollins, Nancy J 1154	06/24/2016	826.56		.00	93.17	51.25	11.99	27.28	10.33	.00	632.54
			.00	.00	826.56	826.56	826.56	826.56	826.56		
		\$826.56		\$0.00	\$93.17	\$51.25	\$11.99	\$27.28	\$10.33	\$0.00	\$632.54
			\$0.00	\$0.00	\$826.56	\$826.56	\$826.56	\$826.56	\$826.56		



Payroll Register - Board of Park Commissioners

Check Date Range 06/23/16 - 06/24/16

Detail Listing

Employee	Check Date	Gross	Imputed Income	EIC	Federal	FICA	Medicare	State	Other	Deductions	Net Pay
Department Parks - Parks & Recreation											
10000 Ruble, Dareal W 2196	06/24/2016	635.16		.00	41.09	39.37	9.21	19.69	6.53	186.00	333.27
			.00	.00	635.16	635.16	635.16	635.16	635.16		
		\$635.16		\$0.00	\$41.09	\$39.37	\$9.21	\$19.69	\$6.53	\$186.00	\$333.27
			\$0.00	\$0.00	\$635.16	\$635.16	\$635.16	\$635.16	\$635.16		
690 Salisbury, James D	06/24/2016	1,486.80		.00	22.82	92.48	21.64	45.42	15.07	36.84	1,252.53
			.00	.00	1,491.69	1,491.69	1,491.69	1,491.69	1,491.69		
		\$1,486.80		\$0.00	\$22.82	\$92.48	\$21.64	\$45.42	\$15.07	\$36.84	\$1,252.53
			\$0.00	\$0.00	\$1,491.69	\$1,491.69	\$1,491.69	\$1,491.69	\$1,491.69		
650 Saunders, Kelcey D	06/24/2016	792.88		.00	88.11	49.16	11.51	24.90	8.68	.00	610.52
			.00	.00	792.88	792.88	792.88	792.88	792.88		
		\$792.88		\$0.00	\$88.11	\$49.16	\$11.51	\$24.90	\$8.68	\$0.00	\$610.52
			\$0.00	\$0.00	\$792.88	\$792.88	\$792.88	\$792.88	\$792.88		
1283 Schaeffer, Lucille G	06/24/2016	198.22		.00	.00	12.29	2.88	6.54	2.68	.00	173.83
			.00	.00	198.22	198.22	198.22	198.22	198.22		
		\$198.22		\$0.00	\$0.00	\$12.29	\$2.88	\$6.54	\$2.68	\$0.00	\$173.83
			\$0.00	\$0.00	\$198.22	\$198.22	\$198.22	\$198.22	\$198.22		
1092 Schapker, Claire A	06/24/2016	34.51		.00	.00	2.14	.50	1.14	.38	.00	30.35
			.00	.00	34.51	34.51	34.51	34.51	34.51		
		\$34.51		\$0.00	\$0.00	\$2.14	\$0.50	\$1.14	\$0.38	\$0.00	\$30.35
			\$0.00	\$0.00	\$34.51	\$34.51	\$34.51	\$34.51	\$34.51		
1317 Scheid, Jane M	06/24/2016	288.66		.00	20.21	17.90	4.19	9.53	3.16	.00	233.67
			.00	.00	288.66	288.66	288.66	288.66	288.66		
		\$288.66		\$0.00	\$20.21	\$17.90	\$4.19	\$9.53	\$3.16	\$0.00	\$233.67
			\$0.00	\$0.00	\$288.66	\$288.66	\$288.66	\$288.66	\$288.66		
553 Scholtz, Emily L	06/24/2016	1,086.82		.00	108.84	67.38	15.76	34.60	11.48	.00	848.76
			.00	.00	1,086.82	1,086.82	1,086.82	1,086.82	1,086.82		
		\$1,086.82		\$0.00	\$108.84	\$67.38	\$15.76	\$34.60	\$11.48	\$0.00	\$848.76
			\$0.00	\$0.00	\$1,086.82	\$1,086.82	\$1,086.82	\$1,086.82	\$1,086.82		
1057 Schulte, Joshua K	06/24/2016	106.13		.00	1.96	6.58	1.54	3.50	1.16	.00	91.39
			.00	.00	106.13	106.13	106.13	106.13	106.13		
		\$106.13		\$0.00	\$1.96	\$6.58	\$1.54	\$3.50	\$1.16	\$0.00	\$91.39
			\$0.00	\$0.00	\$106.13	\$106.13	\$106.13	\$106.13	\$106.13		



Payroll Register - Board of Park Commissioners

Check Date Range 06/23/16 - 06/24/16

Detail Listing

Employee	Check Date	Gross	Imputed Income	EIC	Federal	FICA	Medicare	State	Other	Deductions	Net Pay
Department Parks - Parks & Recreation											
10000 Schwartz, Megan M 3460	06/24/2016	1,571.41		.00	174.91	94.69	22.14	50.40	16.72	55.79	1,156.76
			.00	.00	1,527.30	1,527.30	1,527.30	1,527.30	1,527.30		
		\$1,571.41		\$0.00	\$174.91	\$94.69	\$22.14	\$50.40	\$16.72	\$55.79	\$1,156.76
			\$0.00	\$0.00	\$1,527.30	\$1,527.30	\$1,527.30	\$1,527.30	\$1,527.30		
1351 Schwedland, Erik V	06/24/2016	139.34		.00	5.28	8.64	2.02	4.60	1.53	.00	117.27
			.00	.00	139.34	139.34	139.34	139.34	139.34		
		\$139.34		\$0.00	\$5.28	\$8.64	\$2.02	\$4.60	\$1.53	\$0.00	\$117.27
			\$0.00	\$0.00	\$139.34	\$139.34	\$139.34	\$139.34	\$139.34		
1355 Scott, Caleb J	06/24/2016	602.58		.00	59.57	37.36	8.74	19.89	6.60	.00	470.42
			.00	.00	602.58	602.58	602.58	602.58	602.58		
		\$602.58		\$0.00	\$59.57	\$37.36	\$8.74	\$19.89	\$6.60	\$0.00	\$470.42
			\$0.00	\$0.00	\$602.58	\$602.58	\$602.58	\$602.58	\$602.58		
185 Scott, Janet A	06/24/2016	42.25		.00	.00	2.62	.61	.00	.00	.00	39.02
			.00	.00	42.25	42.25	42.25	42.25	42.25		
		\$42.25		\$0.00	\$0.00	\$2.62	\$0.61	\$0.00	\$0.00	\$0.00	\$39.02
			\$0.00	\$0.00	\$42.25	\$42.25	\$42.25	\$42.25	\$42.25		
10000 Serriere, Jean-Luc 1427	06/24/2016	420.00		.00	2.19	26.04	6.09	12.59	4.18	.00	368.91
			.00	.00	420.00	420.00	420.00	420.00	420.00		
		\$420.00		\$0.00	\$2.19	\$26.04	\$6.09	\$12.59	\$4.18	\$0.00	\$368.91
			\$0.00	\$0.00	\$420.00	\$420.00	\$420.00	\$420.00	\$420.00		
1344 Sherfick, Sage H	06/24/2016	834.06		.00	94.29	51.71	12.09	26.25	8.71	.00	641.01
			.00	.00	834.06	834.06	834.06	834.06	834.06		
		\$834.06		\$0.00	\$94.29	\$51.71	\$12.09	\$26.25	\$8.71	\$0.00	\$641.01
			\$0.00	\$0.00	\$834.06	\$834.06	\$834.06	\$834.06	\$834.06		
1012 Sherwood, Tabitha J	06/24/2016	373.56		.00	13.13	23.16	5.42	12.33	4.67	.00	314.85
			.00	.00	373.56	373.56	373.56	373.56	373.56		
		\$373.56		\$0.00	\$13.13	\$23.16	\$5.42	\$12.33	\$4.67	\$0.00	\$314.85
			\$0.00	\$0.00	\$373.56	\$373.56	\$373.56	\$373.56	\$373.56		
1027 Shields, Danny K	06/24/2016	72.59		.00	.00	4.50	1.05	2.40	.80	.00	63.84
			.00	.00	72.59	72.59	72.59	72.59	72.59		
		\$72.59		\$0.00	\$0.00	\$4.50	\$1.05	\$2.40	\$0.80	\$0.00	\$63.84
			\$0.00	\$0.00	\$72.59	\$72.59	\$72.59	\$72.59	\$72.59		



Payroll Register - Board of Park Commissioners

Check Date Range 06/23/16 - 06/24/16

Detail Listing

Employee	Check Date	Gross	Imputed Income	EIC	Federal	FICA	Medicare	State	Other	Deductions	Net Pay
Department Parks - Parks & Recreation											
10000 Shoufler, Teddie L 2876	06/24/2016	133.45		.00	.00	8.28	1.94	3.13	1.04	.00	119.06
			.00	.00	133.45	133.45	133.45	133.45	133.45		
		\$133.45	\$0.00	\$0.00	\$133.45	\$133.45	\$133.45	\$133.45	\$133.45	\$0.00	\$119.06
1326 Showalter, Hunter W	06/24/2016	323.90		.00	23.74	20.08	4.70	10.69	3.55	.00	261.14
			.00	.00	323.90	323.90	323.90	323.90	323.90		
		\$323.90	\$0.00	\$0.00	\$323.90	\$323.90	\$323.90	\$323.90	\$323.90	\$0.00	\$261.14
10000 Shrake, Amy M 2028	06/24/2016	1,710.50		.00	191.49	93.75	21.92	48.91	16.23	271.59	1,066.61
			.00	.00	1,482.06	1,512.06	1,512.06	1,482.06	1,482.06		
		\$1,710.50	\$0.00	\$0.00	\$191.49	\$93.75	\$21.92	\$48.91	\$16.23	\$271.59	\$1,066.61
1241 Shuler, Benjamin L	06/24/2016	547.94		.00	56.37	33.97	7.95	19.08	5.48	.00	425.09
			.00	.00	547.94	547.94	547.94	547.94	547.94		
		\$547.94	\$0.00	\$0.00	\$547.94	\$547.94	\$547.94	\$547.94	\$547.94	\$0.00	\$425.09
400 Silvers, Madison A	06/24/2016	282.58		.00	19.60	17.52	4.11	9.33	3.09	.00	228.93
			.00	.00	282.58	282.58	282.58	282.58	282.58		
		\$282.58	\$0.00	\$0.00	\$19.60	\$17.52	\$4.11	\$9.33	\$3.09	\$0.00	\$228.93
10000 Sims, Jason 2630	06/23/2016	25.00		.00	.00	1.55	.37	.00	.00	.00	23.08
			.00	.00	25.00	25.00	25.00	25.00	25.00		
	06/24/2016	1,542.83		.00	105.49	88.39	20.67	45.78	15.19	125.74	1,141.57
648 Skinner, Douglas L	06/24/2016		.00	.00	1,425.71	1,425.71	1,425.71	1,425.71	1,425.71		
		\$1,567.83	\$0.00	\$0.00	\$105.49	\$89.94	\$21.04	\$45.78	\$15.19	\$125.74	\$1,164.65
			\$0.00	\$0.00	\$1,450.71	\$1,450.71	\$1,450.71	\$1,450.71	\$1,450.71		
648 Skinner, Douglas L	06/24/2016	234.00		.00	24.75	14.50	3.39	6.45	2.56	.00	182.35
			.00	.00	234.00	234.00	234.00	234.00	234.00		
		\$234.00	\$0.00	\$0.00	\$24.75	\$14.50	\$3.39	\$6.45	\$2.56	\$0.00	\$182.35
648 Skinner, Douglas L	06/24/2016		\$0.00	\$0.00	\$234.00	\$234.00	\$234.00	\$234.00	\$234.00		



Payroll Register - Board of Park Commissioners

Check Date Range 06/23/16 - 06/24/16

Detail Listing

Employee	Check Date	Gross	Imputed Income	EIC	Federal	FICA	Medicare	State	Other	Deductions	Net Pay
Department Parks - Parks & Recreation											
1388 Skirvin, Mathew C	06/24/2016	323.81		.00	23.73	20.08	4.70	10.69	3.55	.00	261.06
			.00	.00	323.81	323.81	323.81	323.81	323.81		
		\$323.81	\$0.00	\$0.00	\$23.73	\$20.08	\$4.70	\$10.69	\$3.55	\$0.00	\$261.06
1299 Slothower, Peter E	06/24/2016	750.00		.00	58.32	46.50	10.88	23.48	7.79	.00	603.03
			.00	.00	750.00	750.00	750.00	750.00	750.00		
		\$750.00	\$0.00	\$0.00	\$58.32	\$46.50	\$10.88	\$23.48	\$7.79	\$0.00	\$603.03
1172 Smith, Chrisjaan L	06/24/2016	758.50		.00	59.59	47.03	10.99	23.76	7.88	.00	609.25
			.00	.00	758.50	758.50	758.50	758.50	758.50		
		\$758.50	\$0.00	\$0.00	\$59.59	\$47.03	\$10.99	\$23.76	\$7.88	\$0.00	\$609.25
34 Smith, Christopher L	06/24/2016	980.00		.00	92.82	60.75	14.20	31.07	10.31	188.00	582.85
			.00	.00	980.00	980.00	980.00	980.00	980.00		
		\$980.00	\$0.00	\$0.00	\$92.82	\$60.75	\$14.20	\$31.07	\$10.31	\$188.00	\$582.85
685 Smith, Haskell D	06/24/2016	1,483.21		.00	163.52	89.98	21.04	46.62	15.47	55.07	1,091.51
			.00	.00	1,451.32	1,451.32	1,451.32	1,451.32	1,451.32		
		\$1,483.21	\$0.00	\$0.00	\$163.52	\$89.98	\$21.04	\$46.62	\$15.47	\$55.07	\$1,091.51
686 Snyder, Justin M	06/24/2016	856.80		.00	97.70	53.12	12.42	28.27	14.99	.00	650.30
			.00	.00	856.80	856.80	856.80	856.80	856.80		
		\$856.80	\$0.00	\$0.00	\$97.70	\$53.12	\$12.42	\$28.27	\$14.99	\$0.00	\$650.30
451 Sparks, Joanna L	06/24/2016	1,608.46		.00	183.11	98.08	22.94	50.94	36.97	39.71	1,176.71
			.00	.00	1,581.95	1,581.95	1,581.95	1,581.95	1,581.95		
		\$1,608.46	\$0.00	\$0.00	\$183.11	\$98.08	\$22.94	\$50.94	\$36.97	\$39.71	\$1,176.71
1327 St John, Braden C	06/24/2016	746.20		.00	34.81	46.26	10.82	23.36	7.75	.00	623.20
			.00	.00	746.20	746.20	746.20	746.20	746.20		
		\$746.20	\$0.00	\$0.00	\$34.81	\$46.26	\$10.82	\$23.36	\$7.75	\$0.00	\$623.20



Payroll Register - Board of Park Commissioners

Check Date Range 06/23/16 - 06/24/16

Detail Listing

Employee	Check Date	Gross	Imputed Income	EIC	Federal	FICA	Medicare	State	Other	Deductions	Net Pay
Department Parks - Parks & Recreation											
159 Staton, Michael D	06/24/2016	502.50		.00	44.56	31.16	7.29	16.58	5.50	.00	397.41
			.00	.00	502.50	502.50	502.50	502.50	502.50		
		\$502.50		\$0.00	\$44.56	\$31.16	\$7.29	\$16.58	\$5.50	\$0.00	\$397.41
			\$0.00	\$0.00	\$502.50	\$502.50	\$502.50	\$502.50	\$502.50		
1291 Stephens, Kennedy T	06/24/2016	99.76		.00	1.32	6.20	1.45	3.29	1.09	.00	86.41
			.00	.00	99.76	99.76	99.76	99.76	99.76		
		\$99.76		\$0.00	\$1.32	\$6.20	\$1.45	\$3.29	\$1.09	\$0.00	\$86.41
			\$0.00	\$0.00	\$99.76	\$99.76	\$99.76	\$99.76	\$99.76		
10000 Sterner, Mark 0466	06/24/2016	2,208.61		.00	206.74	122.86	28.73	64.18	21.30	274.10	1,490.70
			.00	.00	1,944.96	1,981.72	1,981.72	1,944.96	1,944.96		
		\$2,208.61		\$0.00	\$206.74	\$122.86	\$28.73	\$64.18	\$21.30	\$274.10	\$1,490.70
			\$0.00	\$0.00	\$1,944.96	\$1,981.72	\$1,981.72	\$1,944.96	\$1,944.96		
509 Stetkevych, Khalid A	06/24/2016	68.75		.00	.00	4.26	1.00	2.27	.75	.00	60.47
			.00	.00	68.75	68.75	68.75	68.75	68.75		
		\$68.75		\$0.00	\$0.00	\$4.26	\$1.00	\$2.27	\$0.75	\$0.00	\$60.47
			\$0.00	\$0.00	\$68.75	\$68.75	\$68.75	\$68.75	\$68.75		
1292 Stewart, Savannah F	06/24/2016	371.54		.00	28.50	23.03	5.39	12.26	4.07	.00	298.29
			.00	.00	371.54	371.54	371.54	371.54	371.54		
		\$371.54		\$0.00	\$28.50	\$23.03	\$5.39	\$12.26	\$4.07	\$0.00	\$298.29
			\$0.00	\$0.00	\$371.54	\$371.54	\$371.54	\$371.54	\$371.54		
756 Stierwalt, Angie D	06/24/2016	161.55		.00	7.50	10.02	2.34	5.33	1.77	.00	134.59
			.00	.00	161.55	161.55	161.55	161.55	161.55		
		\$161.55		\$0.00	\$7.50	\$10.02	\$2.34	\$5.33	\$1.77	\$0.00	\$134.59
			\$0.00	\$0.00	\$161.55	\$161.55	\$161.55	\$161.55	\$161.55		
10000 Stoker, Katie P 2971	06/24/2016	1,009.80		.00	120.65	62.61	14.64	33.32	11.06	.00	767.52
			.00	.00	1,009.80	1,009.80	1,009.80	1,009.80	1,009.80		
		\$1,009.80		\$0.00	\$120.65	\$62.61	\$14.64	\$33.32	\$11.06	\$0.00	\$767.52
			\$0.00	\$0.00	\$1,009.80	\$1,009.80	\$1,009.80	\$1,009.80	\$1,009.80		
1300 Stroud, Michael C	06/24/2016	248.50		.00	16.20	15.41	3.60	8.20	2.72	.00	202.37
			.00	.00	248.50	248.50	248.50	248.50	248.50		
		\$248.50		\$0.00	\$16.20	\$15.41	\$3.60	\$8.20	\$2.72	\$0.00	\$202.37
			\$0.00	\$0.00	\$248.50	\$248.50	\$248.50	\$248.50	\$248.50		



Payroll Register - Board of Park Commissioners

Check Date Range 06/23/16 - 06/24/16

Detail Listing

Employee	Check Date	Gross	Imputed Income	EIC	Federal	FICA	Medicare	State	Other	Deductions	Net Pay
Department Parks - Parks & Recreation											
842 Struyf, Nicholas K	06/24/2016	982.50		.00	116.56	60.92	14.24	32.42	10.76	.00	747.60
			.00	.00	982.50	982.50	982.50	982.50	982.50		
		\$982.50	\$0.00	\$0.00	\$116.56	\$60.92	\$14.24	\$32.42	\$10.76	\$0.00	\$747.60
10000 Sturgeon, Tyler 3679	06/24/2016	697.38		.00	50.42	43.24	10.10	23.01	7.64	.00	562.97
			.00	.00	697.38	697.38	697.38	697.38	697.38		
		\$697.38	\$0.00	\$0.00	\$50.42	\$43.24	\$10.10	\$23.01	\$7.64	\$0.00	\$562.97
1293 Sweazey, Haley E	06/24/2016	145.23		.00	.00	9.00	2.11	4.79	1.59	.00	127.74
			.00	.00	145.23	145.23	145.23	145.23	145.23		
		\$145.23	\$0.00	\$0.00	\$0.00	\$9.00	\$2.11	\$4.79	\$1.59	\$0.00	\$127.74
1318 Sweeney, Joseph M	06/24/2016	469.08		.00	39.54	29.07	6.80	15.48	5.14	.00	373.05
			.00	.00	469.08	469.08	469.08	469.08	469.08		
		\$469.08	\$0.00	\$0.00	\$39.54	\$29.07	\$6.80	\$15.48	\$5.14	\$0.00	\$373.05
954 Tamewitz, Joseph E	06/24/2016	141.30		.00	.00	8.76	2.05	3.39	1.13	.00	125.97
			.00	.00	141.30	141.30	141.30	141.30	141.30		
		\$141.30	\$0.00	\$0.00	\$0.00	\$8.76	\$2.05	\$3.39	\$1.13	\$0.00	\$125.97
1271 Taylor, Claire E	06/24/2016	517.89		.00	46.87	32.12	7.51	17.09	5.67	.00	408.63
			.00	.00	517.89	517.89	517.89	517.89	517.89		
		\$517.89	\$0.00	\$0.00	\$46.87	\$32.12	\$7.51	\$17.09	\$5.67	\$0.00	\$408.63
1360 Taylor, James F	06/24/2016	766.70		.00	84.19	47.54	11.12	25.30	8.40	.00	590.15
			.00	.00	766.70	766.70	766.70	766.70	766.70		
		\$766.70	\$0.00	\$0.00	\$84.19	\$47.54	\$11.12	\$25.30	\$8.40	\$0.00	\$590.15
675 Teague, Grant T	06/24/2016	392.20		.00	30.57	24.32	5.68	12.94	4.29	.00	314.40
			.00	.00	392.20	392.20	392.20	392.20	392.20		
		\$392.20	\$0.00	\$0.00	\$30.57	\$24.32	\$5.68	\$12.94	\$4.29	\$0.00	\$314.40



Payroll Register - Board of Park Commissioners

Check Date Range 06/23/16 - 06/24/16

Detail Listing

Employee	Check Date	Gross	Imputed Income	EIC	Federal	FICA	Medicare	State	Other	Deductions	Net Pay
Department Parks - Parks & Recreation											
79 Thomas, Terrance T	06/24/2016	1,261.46		.00	150.44	74.93	17.52	38.61	13.23	53.05	913.68
			.00	.00	1,208.41	1,208.41	1,208.41	1,208.41	1,208.41		
		\$1,261.46	\$0.00	\$0.00	\$150.44	\$74.93	\$17.52	\$38.61	\$13.23	\$53.05	\$913.68
1041 Thompson, Ethan R	06/24/2016	356.95		.00	11.46	22.13	5.18	10.51	3.49	.00	304.18
			.00	.00	356.95	356.95	356.95	356.95	356.95		
		\$356.95	\$0.00	\$0.00	\$11.46	\$22.13	\$5.18	\$10.51	\$3.49	\$0.00	\$304.18
1342 Thompson, Forrest E	06/24/2016	603.71		.00	59.74	37.43	8.76	19.92	6.61	.00	471.25
			.00	.00	603.71	603.71	603.71	603.71	603.71		
		\$603.71	\$0.00	\$0.00	\$59.74	\$37.43	\$8.76	\$19.92	\$6.61	\$0.00	\$471.25
10000 Thrasher, Mark 0482	06/24/2016	2,001.55		.00	265.63	121.23	28.36	63.26	20.99	53.05	1,449.03
			.00	.00	1,955.41	1,955.41	1,955.41	1,955.41	1,955.41		
		\$2,001.55	\$0.00	\$0.00	\$265.63	\$121.23	\$28.36	\$63.26	\$20.99	\$53.05	\$1,449.03
10000 Tompkins, Elizabeth A 2646	06/24/2016	1,608.38		.00	168.24	91.94	21.50	57.11	15.82	130.33	1,123.44
			.00	.00	1,482.82	1,482.82	1,482.82	1,482.82	1,482.82		
		\$1,608.38	\$0.00	\$0.00	\$168.24	\$91.94	\$21.50	\$57.11	\$15.82	\$130.33	\$1,123.44
10000 Turnbull, John D 0489	06/24/2016	2,474.41		.00	248.86	146.36	34.23	72.51	24.06	238.76	1,709.63
			.00	.00	2,235.65	2,360.65	2,360.65	2,235.65	2,235.65		
		\$2,474.41	\$0.00	\$0.00	\$248.86	\$146.36	\$34.23	\$72.51	\$24.06	\$238.76	\$1,709.63
10000 Turpin, Robbie J 0490	06/24/2016	1,699.20		.00	253.72	102.42	23.96	64.52	18.09	73.05	1,163.44
			.00	.00	1,652.01	1,652.01	1,652.01	1,652.01	1,652.01		
		\$1,699.20	\$0.00	\$0.00	\$253.72	\$102.42	\$23.96	\$64.52	\$18.09	\$73.05	\$1,163.44



Payroll Register - Board of Park Commissioners

Check Date Range 06/23/16 - 06/24/16

Detail Listing

Employee	Check Date	Gross	Imputed Income	EIC	Federal	FICA	Medicare	State	Other	Deductions	Net Pay
Department Parks - Parks & Recreation											
10000 Tuttle, Angela D 0491	06/24/2016	1,981.86		.00	191.16	120.01	28.07	53.98	17.91	370.87	1,199.86
			.00	.00	1,635.65	1,935.65	1,935.65	1,635.65	1,635.65		
		\$1,981.86		\$0.00	\$191.16	\$120.01	\$28.07	\$53.98	\$17.91	\$370.87	\$1,199.86
			\$0.00	\$0.00	\$1,635.65	\$1,935.65	\$1,935.65	\$1,635.65	\$1,635.65		
1340 Uhl, Trevor M	06/24/2016	513.65		.00	27.13	31.84	7.44	15.68	7.13	.00	424.43
			.00	.00	513.65	513.65	513.65	513.65	513.65		
		\$513.65		\$0.00	\$27.13	\$31.84	\$7.44	\$15.68	\$7.13	\$0.00	\$424.43
			\$0.00	\$0.00	\$513.65	\$513.65	\$513.65	\$513.65	\$513.65		
1258 Umphress, Cody A	06/24/2016	685.62		.00	28.75	42.51	9.94	21.36	7.09	.00	575.97
			.00	.00	685.62	685.62	685.62	685.62	685.62		
		\$685.62		\$0.00	\$28.75	\$42.51	\$9.94	\$21.36	\$7.09	\$0.00	\$575.97
			\$0.00	\$0.00	\$685.62	\$685.62	\$685.62	\$685.62	\$685.62		
1245 Varriano, Natalie A	06/24/2016	141.45		.00	5.49	8.76	2.04	4.67	1.55	.00	118.94
			.00	.00	141.45	141.45	141.45	141.45	141.45		
		\$141.45		\$0.00	\$5.49	\$8.76	\$2.04	\$4.67	\$1.55	\$0.00	\$118.94
			\$0.00	\$0.00	\$141.45	\$141.45	\$141.45	\$141.45	\$141.45		
10000 Veldman, Marcia 0495	06/24/2016	1,307.50		.00	129.63	75.97	17.77	39.17	13.00	88.65	943.31
			.00	.00	1,225.40	1,225.40	1,225.40	1,225.40	1,225.40		
		\$1,307.50		\$0.00	\$129.63	\$75.97	\$17.77	\$39.17	\$13.00	\$88.65	\$943.31
			\$0.00	\$0.00	\$1,225.40	\$1,225.40	\$1,225.40	\$1,225.40	\$1,225.40		
1389 vernon, Logan M	06/24/2016	259.05		.00	1.67	16.06	3.76	7.28	2.42	.00	227.86
			.00	.00	259.05	259.05	259.05	259.05	259.05		
		\$259.05		\$0.00	\$1.67	\$16.06	\$3.76	\$7.28	\$2.42	\$0.00	\$227.86
			\$0.00	\$0.00	\$259.05	\$259.05	\$259.05	\$259.05	\$259.05		
600 Wahl, Jordan J	06/24/2016	881.66		.00	101.43	54.66	12.77	29.09	9.65	.00	674.06
			.00	.00	881.66	881.66	881.66	881.66	881.66		
		\$881.66		\$0.00	\$101.43	\$54.66	\$12.77	\$29.09	\$9.65	\$0.00	\$674.06
			\$0.00	\$0.00	\$881.66	\$881.66	\$881.66	\$881.66	\$881.66		
795 Ward, Leorance	06/24/2016	444.67		.00	35.88	27.57	6.45	14.67	4.87	.00	355.23
			.00	.00	444.67	444.67	444.67	444.67	444.67		
		\$444.67		\$0.00	\$35.88	\$27.57	\$6.45	\$14.67	\$4.87	\$0.00	\$355.23
			\$0.00	\$0.00	\$444.67	\$444.67	\$444.67	\$444.67	\$444.67		



Payroll Register - Board of Park Commissioners

Check Date Range 06/23/16 - 06/24/16

Detail Listing

Employee	Check Date	Gross	Imputed Income	EIC	Federal	FICA	Medicare	State	Other	Deductions	Net Pay
Department Parks - Parks & Recreation											
1363 Weaver, Josh H	06/24/2016	649.60		.00	66.62	40.28	9.42	21.44	7.11	.00	504.73
			.00	.00	649.60	649.60	649.60	649.60	649.60		
		\$649.60		\$0.00	\$66.62	\$40.28	\$9.42	\$21.44	\$7.11	\$0.00	\$504.73
			\$0.00	\$0.00	\$649.60	\$649.60	\$649.60	\$649.60	\$649.60		
1081 Welp, Adrienne N	06/24/2016	442.54		.00	35.60	27.44	6.42	14.60	4.85	.00	353.63
			.00	.00	442.54	442.54	442.54	442.54	442.54		
		\$442.54		\$0.00	\$35.60	\$27.44	\$6.42	\$14.60	\$4.85	\$0.00	\$353.63
			\$0.00	\$0.00	\$442.54	\$442.54	\$442.54	\$442.54	\$442.54		
1333 Wessel, Matt N	06/24/2016	756.45		.00	35.92	46.90	10.97	23.69	7.86	.00	631.11
			.00	.00	756.45	756.45	756.45	756.45	756.45		
		\$756.45		\$0.00	\$35.92	\$46.90	\$10.97	\$23.69	\$7.86	\$0.00	\$631.11
			\$0.00	\$0.00	\$756.45	\$756.45	\$756.45	\$756.45	\$756.45		
962 Whaley, Linda D	06/24/2016	385.56		.00	29.90	23.91	5.58	12.72	4.22	.00	309.23
			.00	.00	385.56	385.56	385.56	385.56	385.56		
		\$385.56		\$0.00	\$29.90	\$23.91	\$5.58	\$12.72	\$4.22	\$0.00	\$309.23
			\$0.00	\$0.00	\$385.56	\$385.56	\$385.56	\$385.56	\$385.56		
1260 Whitacre, Brandon M	06/24/2016	588.06		.00	34.58	36.46	8.54	18.14	6.02	.00	484.32
			.00	.00	588.06	588.06	588.06	588.06	588.06		
		\$588.06		\$0.00	\$34.58	\$36.46	\$8.54	\$18.14	\$6.02	\$0.00	\$484.32
			\$0.00	\$0.00	\$588.06	\$588.06	\$588.06	\$588.06	\$588.06		
10000 Wieckert, Dianne 1131	06/24/2016	522.73		.00	28.04	32.40	7.59	15.98	5.30	.00	433.42
			.00	.00	522.73	522.73	522.73	522.73	522.73		
		\$522.73		\$0.00	\$28.04	\$32.40	\$7.59	\$15.98	\$5.30	\$0.00	\$433.42
			\$0.00	\$0.00	\$522.73	\$522.73	\$522.73	\$522.73	\$522.73		
1259 Wildt, Jordan A	06/24/2016	351.00		.00	26.45	21.77	5.09	11.58	3.51	.00	282.60
			.00	.00	351.00	351.00	351.00	351.00	351.00		
		\$351.00		\$0.00	\$26.45	\$21.77	\$5.09	\$11.58	\$3.51	\$0.00	\$282.60
			\$0.00	\$0.00	\$351.00	\$351.00	\$351.00	\$351.00	\$351.00		
10000 Williams, Angela D 2870	06/24/2016	273.62		.00	.00	16.97	3.97	7.76	2.58	.00	242.34
			.00	.00	273.62	273.62	273.62	273.62	273.62		
		\$273.62		\$0.00	\$0.00	\$16.97	\$3.97	\$7.76	\$2.58	\$0.00	\$242.34
			\$0.00	\$0.00	\$273.62	\$273.62	\$273.62	\$273.62	\$273.62		



Payroll Register - Board of Park Commissioners

Check Date Range 06/23/16 - 06/24/16

Detail Listing

Employee	Check Date	Gross	Imputed Income	EIC	Federal	FICA	Medicare	State	Other	Deductions	Net Pay
Department Parks - Parks & Recreation											
1270 Williams, Audrey E	06/24/2016	368.97		.00	28.24	22.88	5.34	12.18	4.04	.00	296.29
			.00	.00	368.97	368.97	368.97	368.97	368.97		
		\$368.97		\$0.00	\$28.24	\$22.88	\$5.34	\$12.18	\$4.04	\$0.00	\$296.29
			\$0.00	\$0.00	\$368.97	\$368.97	\$368.97	\$368.97	\$368.97		
10000 Williams, David K 0517	06/24/2016	2,892.62		.00	299.14	168.08	39.31	83.24	27.62	347.67	1,927.56
			.00	.00	2,560.95	2,710.95	2,710.95	2,560.95	2,560.95		
		\$2,892.62		\$0.00	\$299.14	\$168.08	\$39.31	\$83.24	\$27.62	\$347.67	\$1,927.56
			\$0.00	\$0.00	\$2,560.95	\$2,710.95	\$2,710.95	\$2,560.95	\$2,560.95		
1033 Williams, Emily M	06/24/2016	622.50		.00	62.56	38.60	9.04	20.54	6.82	.00	484.94
			.00	.00	622.50	622.50	622.50	622.50	622.50		
		\$622.50		\$0.00	\$62.56	\$38.60	\$9.04	\$20.54	\$6.82	\$0.00	\$484.94
			\$0.00	\$0.00	\$622.50	\$622.50	\$622.50	\$622.50	\$622.50		
1328 Williams, Mackenzie A	06/24/2016	518.10		.00	27.58	32.12	7.51	15.83	5.25	.00	429.81
			.00	.00	518.10	518.10	518.10	518.10	518.10		
		\$518.10		\$0.00	\$27.58	\$32.12	\$7.51	\$15.83	\$5.25	\$0.00	\$429.81
			\$0.00	\$0.00	\$518.10	\$518.10	\$518.10	\$518.10	\$518.10		
10000 Williamson, Brett 3667	06/24/2016	217.77		.00	.00	13.50	3.15	3.38	1.12	.00	196.62
			.00	.00	217.77	217.77	217.77	217.77	217.77		
		\$217.77		\$0.00	\$0.00	\$13.50	\$3.15	\$3.38	\$1.12	\$0.00	\$196.62
			\$0.00	\$0.00	\$217.77	\$217.77	\$217.77	\$217.77	\$217.77		
57 Wilson, Matthew R	06/24/2016	829.60		.00	93.62	51.44	12.03	27.38	9.08	.00	636.05
			.00	.00	829.60	829.60	829.60	829.60	829.60		
		\$829.60		\$0.00	\$93.62	\$51.44	\$12.03	\$27.38	\$9.08	\$0.00	\$636.05
			\$0.00	\$0.00	\$829.60	\$829.60	\$829.60	\$829.60	\$829.60		
1387 Wise, Samuel K	06/24/2016	321.85		.00	23.53	19.95	4.67	9.35	3.10	.00	261.25
			.00	.00	321.85	321.85	321.85	321.85	321.85		
		\$321.85		\$0.00	\$23.53	\$19.95	\$4.67	\$9.35	\$3.10	\$0.00	\$261.25
			\$0.00	\$0.00	\$321.85	\$321.85	\$321.85	\$321.85	\$321.85		
1201 Woodward, Amery E	06/24/2016	459.23		.00	21.69	28.48	6.66	13.89	4.61	.00	383.90
			.00	.00	459.23	459.23	459.23	459.23	459.23		
		\$459.23		\$0.00	\$21.69	\$28.48	\$6.66	\$13.89	\$4.61	\$0.00	\$383.90
			\$0.00	\$0.00	\$459.23	\$459.23	\$459.23	\$459.23	\$459.23		



Payroll Register - Board of Park Commissioners

Check Date Range 06/23/16 - 06/24/16

Detail Listing

Employee	Check Date	Gross	Imputed Income	EIC	Federal	FICA	Medicare	State	Other	Deductions	Net Pay
Department Parks - Parks & Recreation											
463 Wooten, Nicole C	06/24/2016	1,538.46		.00	174.73	91.66	21.44	45.22	15.00	172.73	1,017.68
			.00	.00	1,370.29	1,478.29	1,478.29	1,370.29	1,370.29		
		\$1,538.46		\$0.00	\$174.73	\$91.66	\$21.44	\$45.22	\$15.00	\$172.73	\$1,017.68
			\$0.00	\$0.00	\$1,370.29	\$1,478.29	\$1,478.29	\$1,370.29	\$1,370.29		
Department Parks - Parks & Recreation											
		\$199,321.02		\$0.00	\$16,952.78	\$12,041.82	\$2,816.28	\$6,360.73	\$2,277.46	\$8,783.51	\$150,088.44
			\$0.00	\$0.00	\$192,680.65	\$194,224.41	\$194,224.41	\$192,680.65	\$192,680.65		
Grand Totals		\$199,321.02		\$0.00	\$16,952.78	\$12,041.82	\$2,816.28	\$6,360.73	\$2,277.46	\$8,783.51	\$150,088.44
			\$0.00	\$0.00	\$192,680.65	\$194,224.41	\$194,224.41	\$192,680.65	\$192,680.65		

***** Multiple Taxes or Deductions Exist.



Journal Edit Listing

Sort By Entry

Department	Number	Journal Type	Sub Ledger	G/L Date	Description	Source	Reference	Reclassification	Journal Type
Parks - Parks & Recreation	2016-00007839	BA	GL	06/13/2016	Budget Adjustment				
<i>G/L Date</i>	<i>G/L Account Number</i>	<i>Account Description</i>			<i>Description</i>	<i>Source</i>		<i>Debit Amount</i>	<i>Credit Amount</i>
06/13/2016	201-18-186504-53990	Other Services and Charges			Budget Adjustment			100.00	.00
Number of Entries: 1								\$100.00	\$.00



Journal Edit Listing

Sort By Entry

Department	Number	Journal Type	Sub Ledger	G/L Date	Description	Source	Reference	Reclassification	Journal Type
Parks - Parks & Recreation	2016-00007213	BA	GL	06/01/2016	Budget Adjustment				
<i>G/L Date</i>	<i>G/L Account Number</i>	<i>Account Description</i>			<i>Description</i>	<i>Source</i>		<i>Debit Amount</i>	<i>Credit Amount</i>
06/01/2016	201-18-187500-53110	Engineering and Architectural			Budget Adjustment			9,600.00	.00
Number of Entries: 1								<u>\$9,600.00</u>	<u>\$.00</u>

CITY OF BLOOMINGTON


Journal Fund Summary Report

Department	Number	Journal Type	Sub Ledger	G/L Date	Description	Source	Reference	Reclassification Journal Type	
Parks - Parks & Recreation	2016-00007116	BA	GL	05/29/2016	Increase NR budget expense line				
G/L Date		Description			Increase Amount	Decrease Amount	Balance Sheet	Revenues	Expenses
05/29/2016	201	Parks and Rec Non Reverting			200.00	0.00	0.00	0.00	200.00
Journal 2016-00007116 Totals:					200.00	0.00	0.00	0.00	200.00

REVENUES AND EXPENSES: COMPARISON REPORT							
Expenses	2015	2015	2015	2015	2016	2016	2016
May 2016	Total	Actual	Expenses	% of Expenses	Total	Expenses	% of Expenses
	Expense	Expenses	as of	Spent	Expense	as of	Spent
	Budget	for Year	May	to date	Budget	May	to date
General Fund							
Administration	654,346	646,511	421,355	65.17%	648,362	401,351	64.99%
Health & Wellness	81,604	81,235	34,255	0.00%	102,982	32,024	33.26%
Community Relations	366,807	341,330	185,730	54.41%	398,972	171,045	46.55%
Aquatics	341,575	313,483	69,243	22.09%	336,870	61,449	18.24%
Frank Southern Center	292,837	317,453	138,982	43.78%	346,391	149,517	43.16%
Rhino's After School	22,110	22,103	11,064	50.06%	0	227	0.00%
Golf Services	1,003,235	897,237	539,707	60.15%	936,904	466,171	49.76%
Natural Resources	274,357	287,281	121,672	42.35%	354,730	121,143	34.15%
Youth Programs	42,876	39,937	17,450	43.69%	38,520	21,726	56.40%
TLRC	326,521	325,413	171,512	52.71%	336,170	125,952	37.47%
BACC	2,277	2,274	1,142	50.19%	0	76	0.00%
Community Events	355,766	337,968	160,647	47.53%	355,578	137,274	38.61%
Adult Sports	285,512	261,633	117,238	44.81%	297,187	98,756	33.23%
Youth Sports	276,135	238,988	106,173	44.43%	282,128	92,851	32.91%
BBCC	244,809	240,262	102,260	42.56%	277,467	105,773	38.12%
Inclusive Recreation	93,776	86,427	35,540	41.12%	94,372	19,731	20.91%
Operations	1,481,753	1,308,502	580,943	44.40%	1,397,965	556,276	39.79%
Landscaping	238,789	203,143	64,089	31.55%	279,879	74,616	26.66%
Cemeteries	163,394	143,681	65,247	45.41%	181,065	57,054	31.51%
Urban Forestry	261,016	290,010	120,920	41.70%	359,388	130,151	36.21%
General Fund total:	6,809,495	6,384,871	3,065,170	48.01%	7,024,932	2,823,161	40.19%
Non-Reverting Fund							
Administration	28,000	63,960	2,313	3.62%	24,500	3,649	14.89%
Health & Wellness	2,290	1,847	296	16.00%	2,596	405	15.62%
Community Relations	0	0	0	0.00%	0	52	0.00%
Aquatics	82,654	56,651	2,798	4.94%	74,491	3,928	5.27%
Frank Southern Center	85,794	151,228	33,965	22.46%	63,230	31,656	50.07%
Golf Services	135,689	110,983	51,856	46.72%	125,465	54,672	43.58%
Natural Resources	13,422	16,491	5,477	33.21%	15,992	3,238	20.25%
Youth Programs	135,741	152,365	31,776	20.86%	151,153	32,620	21.58%
*TLRC - day to day	433,657	409,901	212,661	51.88%	419,054	203,539	48.57%
Community Events	169,584	156,391	71,349	45.62%	180,489	50,375	27.91%
Adult Sports	221,830	202,283	47,110	23.29%	282,621	33,334	11.79%
Youth Sports	26,311	17,764	9,117	51.32%	18,356	5,097	27.77%
BBCC	12,973	32,434	11,558	35.64%	21,963	11,195	50.97%
Inclusive Recreation	0	0	0	0.00%	0	0	0.00%
Operations	21,869	8,704	140	1.61%	28,000	532	1.90%
Dog Park	0	0	0	0.00%	0	0	0.00%
Switchyard	11,500	10,670	5,388	50.49%	14,800	2,572	17.38%
Landscaping (CCC Prop.)		0	0	0.00%	0	0	0.00%
Cemeteries		0	0	0.00%	0	0	0.00%
Urban Forestry	0	5,292	618	11.68%	2,800	2,650	94.63%
N-R Fund subtotal:	1,381,314	1,396,964	486,421	34.82%	1,425,511	439,515	30.83%
TLRC - bond	543,560	543,560	424,030	78.01%	539,104	424,530	78.75%
N-R Fund total:	1,924,874	1,940,524	910,451	46.92%	1,964,615	864,045	43.98%
Other Misc Funds							
MCCSC 21st Com Learn Cnt G	57,322	45,660	21,535		29,950	20,211	
G14004 Tree Planting		12,500					
G14006 Out-of School Prg.		12,961				62	
G15008 Summer Food Prg.		12,601			11,115		
G15009 Nature Days S/Star		4,340				2,130	
Rosehill Trust							
(203) Capital Improvement				0.00%	0		0.00%
Wapehani I-69 Mitigation				0.00%	0	4,786	0.00%
Leonard Springs Nature		524		0.00%	0	2,326	0.00%
DNR Grant				0.00%	0		0.00%
Other Misc Funds total:	57,322	88,586	21,535	24.31%	41,065	29,515	71.87%
TOTAL ALL FUNDS	8,791,691	8,413,981	3,997,157	47.51%	9,030,612	3,716,721	41.16%
*NR BACC/Project School has been combined with TLRC							

REVENUES AND EXPENSES: COMPARISON REPORT								
Revenues May 2016								
	2015	2015	2015	2015	2016	2016	2016	
	Projected	Actual	Revenue	% of Revenue	Projected	Revenue	% of Revenue	
	Revenue	Revenue	as of	Collected	Revenue	as of	Collected	%
	<u>Budget</u>	<u>for year</u>	<u>May</u>	<u>to date</u>	<u>for year</u>	<u>May</u>	<u>to date</u>	<u>change</u>
General Fund								
Taxes/Misc Revenue	5,687,747	5,679,137	5,687,747	100.15%	5,690,177	5,690,177	100.00%	0.04%
Administration	1,000	3,034	1,072	35.33%	1,000	491	49.15%	-54.15%
Community Relations	0	0	0	0.00%	0	0	0.00%	0.00%
Aquatics	145,000	151,859	11,152	7.34%	142,000	6,091	4.29%	-45.38%
Frank Southern	188,000	197,897	103,806	52.45%	188,000	118,559	63.06%	14.21%
Golf Services	569,000	566,931	185,117	32.65%	561,000	187,314	33.39%	1.19%
Natural Resources	0	44	0	0.00%	0	0	0.00%	0.00%
Youth Services		56	0	0.00%	0	0	0.00%	0.00%
Community Events	9,075	9,520	8,575	90.07%	10,125	10,235	101.09%	19.36%
Adult Sports	87,000	80,124	41,469	51.76%	79,000	36,140	45.75%	-12.85%
Youth Sports	49,000	32,413	564	1.74%	40,000	-156	-0.39%	0.00%
BBCC	9,000	14,591	6,718	46.04%	10,000	6,443	64.43%	-4.09%
Operations	0	0	0	0.00%	0	926	0.00%	0.00%
Landscaping	0	980	0	0.00%	0	0	0.00%	0.00%
Cemeteries	22,800	32,870	11,310	34.41%	27,300	15,900	58.24%	40.58%
Urban Forestry		0	0	0.00%	0	0	0.00%	0.00%
Subtotal Program Rev	1,079,875	1,090,318	369,783	33.92%	1,058,425	381,944	36.09%	3.29%
General Fund Total	6,767,622	6,769,455	6,057,530	89.48%	6,748,602	6,072,121	89.98%	0.24%
Non-Reverting Fund								
Administration	41,550	69,475	19,216	27.66%	41,550	18,922	45.54%	-1.53%
Health & Wellness	3,550	2,682	899	33.53%	3,550	638	17.97%	-29.04%
Community Relations	2,000	2,300	1,300	56.52%	2,000	1,000	50.00%	0.00%
Aquatics	107,601	122,345	25,065	20.49%	117,000	23,160	19.80%	-7.60%
Frank Southern	99,500	145,812	31,283	21.45%	129,000	36,598	28.37%	16.99%
Rhino's After School		0	0	0.00%	0	0	0.00%	0.00%
Golf Services	168,000	142,385	44,310	31.12%	153,000	45,754	29.90%	3.26%
Natural Resources	45,500	67,017	18,111	27.02%	59,200	26,380	44.56%	45.66%
Youth Programs	163,300	191,445	99,788	52.12%	158,400	101,352	63.98%	1.57%
*TLRC -Operational	922,638	769,206	346,097	44.99%	770,229	362,408	47.05%	4.71%
Community Events	155,130	206,325	112,901	54.72%	171,656	98,937	57.64%	-12.37%
Adult Sports	248,500	209,727	59,278	28.26%	281,000	84,939	30.23%	43.29%
Youth Sports	27,250	28,071	16,983	60.50%	26,800	13,301	49.63%	-21.68%
BBCC	84,680	46,421	22,259	47.95%	27,620	15,937	57.70%	-28.40%
Operations	33,000	35,183	18,148	51.58%	30,700	98,442	320.66%	442.45%
Dog Park	0	800	700	87.50%	400	0	0.00%	-100.00%
Switchyard (CCC Propt)	78,000	78,983	33,533	42.46%	82,800	33,336	40.26%	-0.59%
Landscaping	0	0	0	0.00%	0	0	0.00%	0.00%
Cemeteries		0	0	0.00%	0	0	0.00%	0.00%
Urban Forestry		8,920	3,875	43.44%	8,900	4,171	46.87%	7.64%
N-R Fund subtotal:	2,180,199	2,127,097	853,746	40.14%	2,063,805	965,276	46.77%	13.06%
Other Misc Funds								
G14006 Out-of-School Prg		5,000	5,000			0		
G14007 MCCSC 21st Com		29,241	15,241		60,000	15,873		
G14009 Summer Food Grant		14,871	0		13,744	0		
G14004 Tree Planting		12,500	0			0		
(207) Operating Trans						0		
Urban Forestry EAB						0		
(616) 2001 Bond						0		
G15008 Leonard Spring		15,000	0			0		
G15009 Nature Days		4,340	0			0		
(902) Rose Hill Trust		146	60			74		
Other Misc Funds total:	0	81,098	20,301		73,744	15,947		
TOTAL ALL FUNDS	8,947,821	8,977,651	6,931,576	77.21%	8,886,151	7,053,344	79.37%	1.76%
*BACC/Project School has been combined with TLRC								

	Non-Reverting Cash Balances	1	2	3	4	5	6	7
		Beginning	Revenue	Other	Expenses	Expenses	Current Year ONLY	Accumulated
		Balance	as of	Misc.	as of	from	Revenue	Balance
		1/1/2016	6/22/2016	revenue	6/22/2016	RESERVE *	Expense	
							Over/Under	
						see explanation below*	(does not include expenses taken from RESERVE)	THIS IS THE TOTAL ACCUMULATED AMOUNT EACH AREA HAS
181000	Administration	134,780.39	20,791.65		5,281.48		15,510.17	150,290.56
181001	Health & Wellness	4,829.42	840.10		405.41		434.69	5,264.11
181100	Community Relations	31,378.89	1,000.00		52.00		948.00	32,326.89
182001	Aquatics	255,818.81	50,730.86		15,269.80		35,461.06	291,279.87
182500	Frank Southern Center	71,569.39	36,898.11		32,703.50		4,194.61	75,764.00
183500	Golf Course	97,378.71	57,776.77		72,983.65		(15,206.88)	82,171.83
184000	Natural Resources	144,386.08	37,774.43		15,100.42		22,674.01	167,060.09
184500	Allison Jukebox	114,115.65	136,842.65		47,867.82		88,974.83	203,090.48
*185000	TLRC	34,721.22	357,348.98		766,761.85		(409,412.87)	(374,691.65)
**185009	TLRC Reserve	384,705.40	44,062.50		0.00		44,062.50	428,767.90
186500	Community Events	396,484.34	112,321.68		62,916.64		49,405.04	445,889.38
187001	Adult Sports	82,810.59	86,808.38		47,965.49		38,842.89	121,653.48
187202	Youth Sports	87,933.77	13,625.36		8,024.81		5,600.55	93,534.32
187209	Skate Park	543.88	0.00		0.00		0.00	543.88
187500	Benjamin Banneker Comm Center	36,821.47	22,835.84		22,690.15		145.69	36,967.16
189000	Operations	21,405.47	100,974.36		466.08		100,508.28	121,913.75
189005	Dog Park	5,993.79	0.00		0.00		0.00	5,993.79
189006	Switchyard Property	125,945.62	36,986.00		3,053.93		33,932.07	159,877.69
189500	Landscaping	12,704.36	0.00		0.00		0.00	12,704.36
189501	Cemeteries	1,497.00	0.00		0.00		0.00	1,497.00
189503	Urban Forestry	5,680.91	4,171.05		2,649.63		1,521.42	7,202.33
10002.01	Change Fund	(100.00)	0.00		0.00		0.00	(100.00)
201-24105	Deposits	200.00	0.00		0.00		0.00	200.00
	TOTALS	2,051,605.16	1,121,788.72	0.00	1,104,192.66	0.00	17,596.06	2,069,201.22
*combined TLRC Fitness 5002 with all other TLRC programs								17,596.06
**Project School Revenue moved to TLRC Reserve								INCREASE/DECREASE FOR THE CURRENT FISCAL



CITY OF BLOOMINGTON
parks and recreation

STAFF REPORT

Agenda Item: B-2
Date: 06/23/2016

Administrator
Review/Approval
PM

TO: Board of Park Commissioners
FROM: Nikki Wooten, Community Relations Coordinator
SUBJECT: **BRAVO AWARD- Kip Kress**
DATE: June 28, 2016

The Bloomington Parks and Recreation Department would like to recognize Kip Kress for his service as a coach in the Bloomington Girls Softball program. The Girls Softball league focuses on responsible competition, including skill building and a complete understanding of the game. Several levels of play are offered, ranging from tee ball to fastpitch for players ages 4-15. Coaches plan practices by integrating various drills and prepare their teams for game competition. Coaches give their time for weekly practices and games April through July.

Coach Kress began coaching three years ago when his twin daughters, Megan and Madisyn, started playing in the league. This year, Coach Kress coached his daughters' 10U Minor League Player Pitch team. Coach Kress is a deserving recipient of the BRAVO award because of his passion and desire to help the girls on his team become better softball players. Coach Kress had on his team this year several girls who never played softball before, and these players noticeably improved week after week. Coach Kress emphasizes having fun, and inclusion among every one of his players, regardless of their level of talent.


According to Youth Sports Coordinator Scott Pederson, it is important to have coaches like Kip Kress to keep the league successful.

The Department relies on the generous gifts of time and hard work by all its volunteer coaches. Without these volunteers, the Department would not be able to offer youth sports programs like Bloomington Girls Softball, Sports Shorties, and Bloomington Youth Basketball. We are so grateful for our volunteer coaches for making these programs possible.

Anyone interested in becoming a volunteer coach can contact us at 812-349-3739 to learn more.

We are pleased to present Kip with the BRAVO award for his exceptional service to the Department's Bloomington Girls Softball program.

RESPECTFULLY SUBMITTED,
Nikki Wooten, Community Relations Coordinator



CITY OF BLOOMINGTON
parks and recreation

STAFF REPORT

Agenda Item: B-4
Date: 06/23/2016

Administrator
Review\Approval
PM

TO: Board of Park Commissioners
FROM: Harika (Ria) Upadhyayula
DATE: **June 28, 2016**
SUBJECT: **Intern Introduction**

Background


I am Ria, and I started my Community Relations internship in the Parks and Recreation Department on June 6th. This fall, I will be entering my senior year at the Kelley School of Business where I am a Finance and Management major. For the past three years that I have been at Indiana, my advisors had constantly been pushing me toward the private sector. As a senior wanting a change in pace and an opportunity to challenge myself with more rewarding work, it only made sense that I would find myself working for the City of Bloomington, and more specifically, the department I interact mostly with, Parks and Recreation.

Last summer, as any Kelley student, I interned at a corporate office and my focus was ERP consultation and implementation. During my time there, I reduced redundancy and saved work hours, but nothing I did would ever significantly impact the people around me. Maybe this is why I'm pursuing the public sector. Or maybe it's because in the years that I have lived in Bloomington, this city has provided me with the resources I need to not only survive, but thrive. Whether it's going to Bryan Park in the middle of finals week just to swing, getting lost on my way to the Winter Farmers' Market despite living three blocks away, or embarrassing my friends with terrible dance moves at concerts in the park, this city has always supported and welcomed me. Though I could never truly repay Bloomington, I hope that I can help other people discover the resources I was fortunate enough to enjoy.

I want to impact the community that has helped make me who I am today. I want to take my passion and my talent to make a difference, and I know that the Parks and Recreation Department is the best place for me to make that happen. It's a privilege to be working amongst the people that have made my life so wonderful without ever knowing it.

RESPECTFULLY SUBMITTED,

Harika (Ria) Upadhyayula



CITY OF BLOOMINGTON
parks and recreation

STAFF REPORT

Agenda Item: B-4
Date: 06/23/2016

Administrator
Review\Approval
PM

TO: Board of Park Commissioners
FROM: Ashley Miller
DATE: June 13, 2016
SUBJECT: Intern Introduction

Background


My name is Ashley Miller, and I began as an intern for Alison Miller on May 31st. I recently graduated this May from Taylor University with a Bachelor's of Science in Exercise Science with a concentration in Health Science and Human Performance. I also have a minor in Coaching.

I have lived in Bloomington my whole life and I have always had an interest in sports and exercise. When entering college I knew I wanted to major in Exercise Science because I wanted to do something in the health field but I wasn't sure what I wanted to do with it so I decided on PT at the time. After years of watching my Grandmother struggle with her health problems that could have been preventable with the right treatments, I decided I wanted to educate others and help prevent others from developing the problems she had. My goal is to educate others about how exercise, healthy nutrition and general wellness can prevent the onset of chronic disease and reduce reliance on medicines and other medical treatments.

Thus far in my internship, I have assisted in the planning and implementation of events such as the RBB Summer Wellness program, the weekly GOAL program, and the Banneker running club. I have also been involved in the Bloomington Walking Club and shadowing in personal training and group exercise classes. I am very excited for the events to come to help improve the well- being of Bloomington and for the opportunity to continue to expand my current knowledge.

RESPECTFULLY SUBMITTED,

Ashley Miller



CITY OF BLOOMINGTON
parks and recreation

STAFF REPORT

Agenda Item: C-1
Date: 06/23/2016

Administrator
Review\Approval
PM

TO: Board of Park Commissioners
FROM: Paula McDevitt, Acting Director
DATE: June 28, 2016
**SUBJECT: REVIEW/APPROVAL OF PARTNERSHIP AGREEMENT WITH THE
BLOOMINGTON PARKS FOUNDATION**

Recommendation

Staff recommends approval of a partnership agreement between the City of Bloomington Parks and Recreation Department (BPRD) and the Bloomington Parks Foundation.

Background

In celebration of Arbor Day, the Bloomington Parks Foundation, in partnership with Bloomington Parks and Recreation Department, have launched a campaign to help replace trees along the courthouse square in downtown Bloomington.

Through the Downtown Square Tree Campaign, the Foundation will raise funds to defray the cost of removing existing trees, expanding the tree plots to 5' x 5' where possible, removing the stumps and roots, and replanting healthy, sizeable trees that are more suited to the urban environment. The campaign will also contribute to the purchase of new tree grates that cover the tree plot and prevent soil compaction while allowing water and oxygen through to the tree's roots.


Estimated total cost of removing the existing trees, stumps and roots, enlarging the tree plot, planting a new tree, and installing a new grate is about \$4,000 per tree. The Bloomington Parks and Recreation Department and the Bloomington Parks Foundation have committed to share the cost of these upgrades, and to work together to ensure the quick replacement of the trees that are being removed.

Trees can be sponsored for \$2,000 each. Only 34 trees on the square and in the surrounding area are available for sponsorship. Tree sponsors receive a plaque that will be installed at the base of the sponsored tree. Trees are sponsored in 10-year time frames, and can be sponsored in someone's honor or memory, or to recognize a business or organization. Tree sponsors may also choose to spread the \$2,000 tree sponsorship cost over two years.

RESPECTFULLY SUBMITTED,

A handwritten signature in cursive script, reading "Paula McDevitt". The signature is written in black ink and is positioned above a horizontal line.

Paula McDevitt, Acting Director



**CITY OF BLOOMINGTON
parks and recreation**

COOPERATION SERVICE AGREEMENT

Partner(s):

This Agreement is made and entered into this _____ day of June, 2016 by and between the Bloomington Parks and Recreation Department (“BPRD”), and Bloomington Parks Foundation (“BPF”).

WHEREAS, there is a need to replace the trees around the downtown Bloomington square due to poor health of the trees and outlived tree lifespan in an urban environment; and

WHEREAS, BPRD Urban Forestry staff have made downtown tree replacement recommendations and improvements in the planting and maintenance of new downtown trees; and

WHEREAS, BPRD Urban Forestry staff are qualified to do the tree removals, planting and maintenance on urban trees; and

WHEREAS, BPRD has establish a budget for replacement of identified trees estimated to be \$4,000.00 per tree.

WHEREAS, BPF is structured to raise funds to support the BPRD projects; and

WHEREAS, BPRD is authorized to plan and develop partnerships and contractual arrangements with community organizations to ensure delivery of services; and,

WHEREAS, services provided by each partner will reflect on the other in the Agreement requiring clear communication and an outline of expectations;

NOW THEREFORE, the partners do mutually agree as follows:

1. Purpose of Agreement:

The purpose of this Agreement is to establish a partnership which will provide for a collaborative Downtown Square Tree Campaign.

2. Duration of Agreement:

This Agreement commences on June 28, 2016 and expires on December 1, 2018, unless terminated earlier as provide under Article 8.

3. Bloomington Parks & Recreation:

The goal of BPRD is to partner with BPF for the Downtown Square Tree Campaign. BPRD agrees to:

- a. Identify downtown square trees for replacement
- b. Establish a planting schedule for 2016 and 2017
- c. Contribute up to \$2,000.00 per tree as “The City” participation in the program.
- d. Design the Downtown Square Tree Campaign brochure to include a tree replacement map, sponsorship information and campaign contact information.
- e. Design and order tree plaques for mounting on the base of each sponsored tree
- f. Remove downtown square trees identified for replacement including removing the stump and roots
- g. Order and purchase the tree grates for each sponsored tree
- h. Prepare site for planting including expanding the tree plots to 5’ x 5’ where possible
- i. Replant healthy sizable trees that are more suited to the urban environment, install tree grates and plaques
- j. Monitor and maintain the downtown square trees for a period of 10 years.
- k. Invoice the BPF for plaques, trees and grates for each sponsored tree per established BPF invoicing process.

4. Bloomington Parks Foundation:

The goal of BPF is to partner with BPRD on the Downtown Square Tree Campaign. BPF agrees to:

- a. Solicit community support in the form of sponsorships for individual tree replacement and maintenance to the extent the community wills support.
- b. Secure funding (collect and hold funds) from the sponsors for identified trees until all work is complete and BPF is invoiced from BPRD.
- c. Provide sponsorship information to BPRD staff on a regular basis, so that BRPRD can plan appropriately for tree replacement.
- d. Provide reimbursement funding to BPRD for individually sponsored trees not to exceed \$2000 per tree and only if and when funds are received from sponsor of each sponsored tree after invoiced by BPF.
- e. Provide a BPF tax receipt acknowledgment letter to each sponsor.
- f. Provide BPRD text for tree plaques.
- g. In the event fund are received by BPF on a payment plan, funds will be disbursed to the BPRD within 60 days of receipt of said funds, assuming BPF has been invoiced by BPRD.

5. Terms Mutually Agreed to By All Partners:

- a. The intent of this Agreement is to document a mutually beneficial partnership between BPRD and BPF for the Downtown Square Tree Campaign.
- b. Share all marketing/promotional material between all partners involved **prior to** any advertising.
- c. The staff and personnel involved in this Agreement will at all times represent all partners to this Agreement in a professional manner, and reflect the commitment of all partners to quality services and customer satisfaction.
- d. The commitment of personnel, facilities, supplies/materials and payments will be honored according to the timetable agreed upon by all partners.
- e. The possession of alcoholic beverages, drugs and other illegal controlled substances is strictly prohibited in any park or park facility. In addition, pursuant to Bloomington Municipal Code 14.20.020, the discharge of a firearm is strictly prohibited within the City's jurisdiction. Amplified music, or the promotion or sale of any article is expressly prohibited without a Special Use Permit.

- f. Municipal Code sections 6.12.020 and 14.36.090 respectively prohibit smoking inside City of Bloomington facilities and the consumption of alcoholic beverages on City of Bloomington property. These prohibitions are also applicable for participants.

6. Notice and Agreement Representatives:

- a. Notice regarding any significant concerns and/or breaches of this Agreement shall be given to those contacts as follows:

Bloomington Parks and Recreation
Paula McDevitt
Acting Director
(812) 349-3713

Bloomington Parks Foundation
Travis Vencel
BPF President
(812) 320-0966

- b. Agreement representatives for the day-to-day operations and implementation of this Agreement shall be:

Bloomington Parks and Recreation
Lee Huss
Urban Forester
(812) 349-3716

Bloomington Parks Foundation
Travis Vencel
BPF President
(812) 320-0966

Julie Ramey
Community Relation Manager
(812)349-3719

Debra Lemons
BPF Vice President
(812) 361-7811

7. Termination:

This Agreement may only be terminated in writing and by the mutual agreement of all partners.

IN WITNESS WHEREOF, the partners have signed this Agreement on the date first set forth.

Bloomington Parks Foundation


**City of Bloomington
Parks and Recreation Department**

Travis Vencel, President

Paula McDevitt, Acting Director

Leslie J. Coyne, Board of Parks Commissioners

Philippa Guthrie, Corporation Counsel



CITY OF BLOOMINGTON
parks and recreation

STAFF REPORT

Agenda Item: C-2
Date: 06/23/2016

Administrator
Review\Approval
PM

TO: Board of Park Commissioners
FROM: Bill Ream, Community Events Coordinator
DATE: June 28, 2016
SUBJECT: Partnership Agreement with Mad 4 My Dog for Drool in the Pool

Recommendation

Staff recommends the approval of the 2016 Partnership Agreement for Drool in the Pool between Bloomington Parks and Recreation and Mad 4 My Dog.

Background


Drool in the Pool is in its 12th year. Mad 4 My Dog is our new partner for the event but they have been part of an exhibitor at the event since it started. We are excited to have them become our official event partner. Last year Drool in the Pool was a very successful two day event, held at Mills Pool, with 225 dogs and over 400 humans participating from the Bloomington community and surrounding areas over the two days.

Highlights include:

- The event will be two days and will be held on Wednesday and Thursday, August 10th and 11th from 5-8p.m. at Mills Pool. The first day will be for swimming and a dog jumping/splash contest. The second day of the event will include swimming, more contests, and activities such as a caricature artist. Dog vendors will also be present to hand out samples, interact with the public and promote their dog specialty.
- Dogs will be allowed to swim in the pool's zero entry area and splash pad, and in the main pool up to five feet. Dog guards will be on duty to oversee all pool activity.

RESPECTFULLY SUBMITTED,

Bill Ream, Community Events Coordinator



**CITY OF BLOOMINGTON
parks and recreation**

**COOPERATION SERVICE AGREEMENT
PROGRAM PARTNERSHIP**

Partner(s):

This Agreement is made and entered into this _____ day of _____, 2016, by and between the Bloomington Parks and Recreation Department (BPRD), and Mad 4 My Dog.

WHEREAS, there is a need for a summer dog event in Bloomington: and,

WHEREAS, the BPRD and Mad 4 My Dog desire to cooperate in the provision of a community event called Drool in the Pool for dogs and owners; and,

WHEREAS, Mad 4 My Dog is qualified to perform such services; and,

WHEREAS, the BPRD is authorized to plan and develop partnerships and contractual arrangements with other community organizations to ensure delivery of services; and

WHEREAS, services provided by each partner will reflect on the other in the Partnership Agreement requiring clear communication and outline of expectations.

NOW THEREFORE, the partners do mutually agree as follows:

1. Purpose of Agreement:

The goal of this project is to outline a program partnership which will provide a fun summer event for dogs and their owners of the Bloomington community by combining available resources from each partner to the Agreement.

2. Duration of Agreement:

This Agreement commences on June 28, 2016 and expires on August 31, 2016 unless terminated earlier as provided under Article 7.

3. Bloomington Parks & Recreation

The goals of BPRD are to partner with another community agency(s) and provide an opportunity for the Bloomington community, specifically dogs and their owners, to participate in an affordable and fun summer event called Drool in the Pool. The event, to be

held at Mills Pool, on Wednesday and Thursday, August 10 and 11, from 5:00-8:00 pm is designed to create social, safe, and fun opportunities for dogs.

BPRD agrees to:

- 3.1. Create and assist with the distribution of promotional materials to include flyers, registration information, posters, and newsletters.
- 3.2. Communicate to the public and participants regarding concerns or questions about cooperative programs and activities.
- 3.3. Mail out sponsorship/vendor information to past participants by June 29, 2016th.
- 3.4. Promote Drool in the Pool at other major family-friendly BPRD events prior to the event.
- 3.5. Share all marketing/promotional material with Mad 4 My Dog prior to advertising.
- 3.6. Provide program publicity by publishing information provided by Mad 4 My Dog in the Department's seasonal program brochure.
- 3.7. Provide paid staff for joint program efforts at the event.
- 3.8. Provide the Community Events Coordinator and additional full-time/part-time staff necessary for the event.
- 3.9. Assist with providing volunteers.
- 3.10. Contact and schedule Animal Control officers to be onsite during event to check dog vaccination records.
- 3.11. Provide maintenance staff who shall be assigned to maintain and prepare the facility on the day of the event. Additional maintenance support staff needed to perform other repairs, tasks and services shall also be provided.
- 3.12. Facilitate the pool area during the event.
- 3.13. Provide certified lifeguards and other qualified dog professionals to serve as "dog guards" for the event.
- 3.14. Provide the services of the Community Events Coordinator as a liaison, consultant and contact person between Mad 4 My Dog and BPRD.
- 3.15. Be responsible for on-site registration and check-in.
- 3.16. Take any citizen concerns, reports or problems regarding the facility, improvements to the facility, services provided by staff or other issues by referral to BPRD on the designated form within 24 hours of observation.

- 3.17. Provide Mills Pool as the facility to house the community event.
- 3.18. Work with the Aquatics Coordinator to open and close the facility and assist with facility-related matters.
- 3.19. Provide tables and chairs necessary for all activities for the event.
- 3.20. Provide temporary fencing for the event.
- 3.21. Provide sufficient access and set-up time the day before the event.
- 3.22. Provide regular checking, stocking and maintenance of locker rooms.
- 3.23. Develop all sponsorship materials for distribution.
- 3.24. Design and order the t-shirts.
- 3.25. Provide a sound system and a 10x10 pop-up tent.
- 3.26. Provide an emcee for the event.

4. Mad 4 My Dog

The goals of Mad 4 My Dog are to partner with another community agency and provide an opportunity for the Bloomington community, specifically dogs and their owners, to participate in an affordable and fun summer event called Drool in the Pool. The event, to be held at Mills Pool, on Wednesday and Thursday, August 10 and 11, 2016 from 5:00-8:00 pm is designed to create social, safe, and fun opportunities for dogs.

Mad 4 My Dog agrees to:

- 4.1. Maintain close contact with Bill Ream, Community Events Coordinator, and address any related issues to his attention.
- 4.2. Assist with the distribution of promotional materials to include flyers, registration information, posters, and newsletters.
- 4.3. Facilitate contests and organize judges during the event.
- 4.4. Provide a grand prize to be given away at the event.
- 4.5. Secure all prizes for contests.
- 4.6. Assist in providing volunteers necessary for the event. Train volunteers to staff stations.
- 4.7. Refer any citizen concerns, reports or problems to BPRD within 24 hours of

observation.

- 4.8. Assist with set-up and tear-down of event.

5. Terms Mutually Agreed to By All Partners:

The intent of this Agreement is to document a mutually beneficial partnership between Mad 4 My Dog and BPRD for Drool in the Pool.

BPRD and Mad 4 My Dog agree to:

- 5.1. Share all marketing/promotional material between both partners involved **prior to** any advertising.
- 5.2. Coordinate safety management and regulate visitor flow of Drool in the Pool.
- 5.3. Coordinate acknowledgement and thank yous for sponsors.
- 5.4. Ensure that staff and personnel involved in this Agreement will at all times represent all partners to this Agreement in a professional manner, and reflect the commitment of all partners to quality services and customer satisfaction.
- 5.5. Honor the commitment of personnel, facilities, supplies/materials and payments according to the timetable agreed upon by all partners.
- 5.6. The possession of alcoholic beverages, drugs and other illegal controlled substances is strictly prohibited in any park or park facility. In addition, pursuant to Bloomington Municipal Code 14.20.020, the discharge of a firearm is strictly prohibited within the City's jurisdiction.

6. Notice and Agreement Representatives:

- 6.1. Notice regarding any significant concerns and/or breaches of the Agreement shall be given to those contacts as follows:

Bloomington Parks and Recreation
Paula McDevitt, Acting Director
P.O. Box 848,
Bloomington, IN 47402
(812) 349-3713

Mad 4 My Dog
Madalyn Moorman, Owner
702 E. Temperance St.
Ellettsville, IN 47429
(812) 876-8134

- 6.2. Agreement representatives for the day to day operations and implementation of this Agreement shall be:

Bloomington Parks and Recreation
Bill Ream, Community Events Coordinator
(812) 349-3748

Mad 4 My Dog
Madalyn Moorman, Owner
(812) 876-8134

7. Termination:

- 7.1. Termination by mutual agreement: The partners may terminate this Agreement prior to August 31, 2016, by mutual written agreement.
- 7.2. Unilateral termination: In the event that one of the partners to this Agreement breaches any of its terms and conditions, the non-breaching partner shall serve written notice of the breach to the other partner by certified mail. The breaching partner shall then have ten (10) days from the date of mailing in which to cure the breach. If the breaching partner fails to cure the breach within ten (10) days, the non-breaching partner may, at its option and in writing, unilaterally terminate the Agreement.

IN WITNESS WHEREOF, the partners have signed this Agreement on the date first set forth.

MAD 4 MY DOG

CITY OF BLOOMINGTON

Signature
Madalyn Moorman, Owner

Paula McDevitt, Acting Director BPRD

Leslie J. Coyne
President, Board of Park Commissioners

Philippa Guthrie, Corporation Counsel



CITY OF BLOOMINGTON
parks and recreation

STAFF REPORT

Agenda Item: C-3
Date: 06/23/2016

Administrator
Review\Approval
PM

TO: Board of Parks Commissioners
FROM: John Turnbull
DATE: June 14, 2016
SUBJECT: REVIEW/APPROVAL OF

Recommendation

Staff recommends the approval of this contract with Above All Floors, Inc.

Background

This project has been on the wish list for a few years. There has been an amount of 'reversion' general fund money left from 2015 that has made this project a possibility per the controller's office.

After several years of wear and tear, wooden basketball floors become worn and slippery. This is particularly common in recreational centers where dirty shoes and all types of foot ware come in contact with the floor. This is a complete sanding, reapply of coating, new lines, and new logos on all five courts in addition to our aerobics room on the lower level.

Quotes were actively requested of four companies with two unresponsive. Above All Floors and Cincinnati Floors responded. Above All Floors was higher of the two bids by \$1,943.00 but staff is much more comfortable with Above All Floors for several reasons: they have a history of work with us that was exceptional; they are local; and Cincinnati Floors quoting process and responsiveness causes concern.

RESPECTFULLY SUBMITTED,

John Turnbull, Division Director Sports

**AGREEMENT
BETWEEN
CITY OF BLOOMINGTON
PARKS AND RECREATION DEPARTMENT
AND
ABOVE ALL FLOORS INC.
FOR
SANDING, REFINISHING, RELINING BASKETBALL COURTS - TWIN LAKES
RECREATION CENTER**

THIS AGREEMENT, executed by and between the City of Bloomington, Parks and Recreation Department through its Board of Park Commissioners (hereinafter CITY), and Above All Floors Inc., (hereinafter CONTRACTOR);

WITNESSETH THAT:

WHEREAS, CITY desires to retain CONTRACTOR'S services for **SCOPE OF WORK** (more particularly described in Attachment A, "Scope of Work"; and

WHEREAS, CONTRACTOR is capable of performing work as per his/her proposal; and

WHEREAS, in accordance with Indiana Code 5-16-13 *et seq.*, incorporated herein by reference, Contractor is a Tier 1 or General Contractor for this project; and

WHEREAS, CONTRACTOR, based upon his/ her proposal, was determined to be the most advantageous to the City for the said project.

NOW, THEREFORE, in consideration of the mutual promises hereinafter enumerated, the parties agree as follows:

ARTICLE 1. TERM

1.01 This Agreement shall be in effect upon execution of this Agreement by all parties. In accordance with Indiana Code 5-16-13 *et seq.*, incorporated herein by reference, Contractor is a Tier 1 contractor or general contractor for this project.

ARTICLE 2. SERVICES

2.01 CONTRACTOR shall complete all work required under this Agreement on or before September 1, 2016, unless the parties mutually agree to a later completion date. Substantial Completion shall mean completion of all work.

2.02 CONTRACTOR agrees that no charges or claims for damages shall be made by him for any delays or hindrances, from any cause whatsoever during the progress of any portion of the services specified in the Agreement. Such delays or hindrances, if any, may be compensated for by an extension of time for a reasonable period as may be mutually agreed upon between the parties, it being understood, however, that permitting CONTRACTOR to proceed to complete any service, or any part of the services / project, after the date to which the time of completion may have been extended, shall in no way operate as a waiver on the part of CITY of any of its rights herein.

ARTICLE 3.COMPENSATION

3.01 CONTRACTOR shall provide services as specified in Attachment A, "Scope of Work", attached hereto and incorporated into this Agreement.

3.02 Upon the submittal of approved claims, CITY shall compensate CONTRACTOR in a lump sum not to exceed Fifty Seven Thousand One Hundred Sixty Three and no Cents (\$57,163.00). CITY may withhold payment, in whole or in part, to the extent necessary to protect itself from a loss on account of any of the following:

- Defective work.
- Evidence indicating the probable filing of claims by other parties against CONTRACTOR which may adversely affect CITY.
- Failure of CONTRACTOR to make payments due to subcontractors, material suppliers or employees.
- Damage to CITY or a third party.

3.03 The submission of any request for payment shall be deemed a waiver and release by CONTRACTOR of all liens and claims with respect to the work and period to which such payment request pertains except as specifically reserved and noted on such request.

3.04 CONTRACTOR shall maintain proper account records for the scope of all services of this Agreement and provide an accounting for all charges and expenditures as may be necessary for audit purposes. All such records shall be subject to inspection and examination by CITY's representatives at reasonable business hours.

3.05 For projects utilizing federal funding the CONTRACTOR shall submit time sheets (WH-347) for his own and all subcontracted employees, to Division Director of Sports or his representative for approval and review, including review for compliance with Davis Bacon requirements, if federal funds are used.

3.06 Division Director Sports. The Division Director of Sports or his representative shall act as the CITY's representative and assume all duties and responsibilities and have all the rights and authority assigned to the Division Director of Sports in the Contract Documents in connection with completion of the Work in accordance with the Contract Documents.

ARTICLE 4. RETAINAGE

For contracts in excess of \$100,000, the Owner requires that retainage be held set out below.

4.01 Escrow Agent The retainage amount withheld shall be placed in an escrow account. First Financial Bank, Bloomington, Indiana, shall serve as the escrow agent.

4.02 Retainage Amount The escrow agent, Owner and Contractor shall enter into a written escrow agreement. Under that agreement, the Owner shall withhold ten percent (10%) of the dollar value of all work satisfactorily completed until the Contract work is fifty percent (50%) completed. No additional retainage shall be withheld on the remaining fifty percent (50%) of the Contract work. The escrow agent shall invest all escrowed principal in obligations selected by the escrow agent. The escrow agent shall be compensated for the agent's services by a reasonable fee, agreed upon by the parties, that is comparable with fees charged for the handling of escrow accounts of similar size and duration. The fee shall be paid from the escrow income. The escrow agent's fee may be determined by specifying an amount of interest the escrow agent will pay on the escrowed amount, with any additional earned interest serving as the escrow agent's fee. The escrow agreement may include other terms and conditions as deemed necessary by the parties.

4.03 Payment of Escrow Amount The escrow agent shall hold the escrowed principal and income until receipt of the notice from the Owner and Contractor that the Contract work has been substantially completed to the reasonable satisfaction of the Owner, at which time the Owner shall pay to the Contractor the balance to be paid under this Contract and execute such documents as are necessary to authorize the escrow agent to pay to the Contractor the funds in the escrow account, including both specifying the part of the escrowed principal to be released from the escrow and the person to whom that portion is to be released. After receipt of the notice, the escrow agent shall remit the designated part of the escrowed principal and the escrowed income, minus the escrow agent's fees, to the person specified in the notice. However, nothing in this section shall prohibit Owner from requiring the escrow agent to withhold amounts necessary to complete minor items of the Contract, following substantial completion of the Contract in accordance with the provisions of paragraph 4.04.

4.04 Withholding Funds for Completion of Contract If, upon substantial completion of the Contract, there still remains minor Contract work that needs to be completed, or minor Contract work that needs to be performed to the satisfaction of the Owner, Owner may direct the escrow agent to retain

in the escrow account, and withhold from payment to the Contractor, an amount equal to two hundred percent (200%) of the value of said work. The value of said work shall be determined by the architect/Superintendent of Operations or his representative. The escrow agent shall release the funds withheld under this section after receipt of notice from the Owner that all work on the Contract has been satisfactorily completed. In the event that said work is not completed by the Contractor, but by Owner or another party under contract with the Owner, said funds shall be released to the Owner.

ARTICLE 5. GENERAL PROVISIONS

5.01 CONTRACTOR agrees to indemnify and hold harmless CITY and its officers, agents, officials and employees for any and all claims, actions, causes of action, judgments and liens arising out of any negligent act or omission by CONTRACTOR or any of its officers, agents, officials, employees, or subcontractors or any defect in materials or workmanship of any supply, materials, mechanism or other product or service which it or any of its officers, agents, officials, employees, or subcontractors has supplied to CITY or has used in connection with this Agreement and regardless of whether or not it is caused in part by a party indemnified herein under. Such indemnity shall include attorney's fees and all costs and other expenses arising there from or incurred in connection therewith and shall not be limited by reason of the enumeration of any insurance coverage required herein.

5.02 Abandonment, Default and Termination

5.02.01 CITY shall have the right to abandon the work contracted for in this Agreement without penalty. If CITY abandons the work described herein, CONTRACTOR shall deliver to CITY all surveys, notes, drawings, specifications and estimates completed or partially completed and these shall become the property of CITY. The earned value of the work performed shall be based upon an estimate of the proportion between the work performed by CONTRACTOR under this Agreement and the work which CONTRACTOR was obligated to perform under this Agreement. This proportion shall be mutually agreed upon by CITY and CONTRACTOR. The payment made to CONTRACTOR shall be paid as a final payment in full settlement of his services hereunder.

5.02.02 If CONTRACTOR defaults or fails to fulfill in a timely and proper manner the obligations pursuant to this Agreement, CITY may, after seven (7) days' written notice has been delivered to CONTRACTOR, and without prejudice to any other remedy it may have, make good such deficiencies and may deduct the cost thereof from the payment then or thereafter due to CONTRACTOR. In the alternative, CITY, at its option, may terminate this Agreement and take possession of the site and of all materials, equipment, tools and construction equipment and machinery thereon owned by CONTRACTOR, and may finish the project by whatever method it may deem expedient, and if the such action exceeds the unpaid balance of the sum amount, CONTRACTOR or his surety, shall pay the difference to CITY.

5.02.03 **Default:** If CONTRACTOR breaches this Agreement or fails to perform the work in an acceptable manner, he shall be considered in default. Any one or more of the following will be considered a default:

- Failure to begin the work under this Agreement within the time specified.
- Failure to perform the work with sufficient supervision, workmen, equipment and materials to insure prompt completion of said work within the time limits allowed.
- Unsuitable performance of the work as determined by City Superintendent of Operations or his representative.
- Neglecting or refusing to remove defective materials or failure to perform anew such work as shall have been rejected.
- Discontinuing the prosecution of the work or any part of it.
- Inability to finance the work adequately.
- If, for any other reason, CONTRACTOR breaches this Agreement or fails to carry on the work in an acceptable manner.

5.02.04 CITY shall send CONTRACTOR a written notice of default. If CONTRACTOR, or his Surety, within a period of ten (10) days after such notice, fails to remedy the default, then CITY shall have full power and authority, without violation of the Contract, to take the prosecution of the work out of the hands of said CONTRACTOR, to appropriate or use any or all materials and equipment on the ground as may be suitable and acceptable, and may, at its option, turn the work over to the Surety, or enter into an agreement with another Contractor for the completion of the Agreement according to the terms and provisions thereof, or CITY may use such other methods as, in its opinion, shall be required for the completion of said Contract in an acceptable manner.

5.02.05 All cost of completing the work under the Contract shall be deducted from the monies due or which may become due to said CONTRACTOR. In case the expenses so incurred by CITY shall be less than the sum which would have been payable under the Contract if it had been completed by said CONTRACTOR, CONTRACTOR shall be entitled to receive the difference. However, in case such expense shall exceed the sum which would have been payable under the Contract, CONTRACTOR and his Surety will be liable and shall pay to CITY the amount of said excess. By taking over the prosecution of the work, CITY does not forfeit the right to recover damages from CONTRACTOR or his Surety for his failure to complete the work in the time specified.

5.02.06 Notwithstanding any other provision of this Agreement, if funds for the continued fulfillment of the Agreement by CITY are at any time not forthcoming or are insufficient, through failure of any entity to appropriate the funds or otherwise, then CITY shall have the right to terminate this Agreement without penalty by giving prior written notice documenting the lack of funding in which instance, unless otherwise agreed to by the parties, this Agreement shall terminate and become null and void.

5.02.07 CITY agrees that it will make its best effort to obtain sufficient funds, including but not limited to, including in its budget for each fiscal period during the term hereof a request for sufficient funds to meet its obligations hereunder in full.

5.03 Successors and Assigns

5.03.01 Both parties agree that for the purpose of this Agreement, CONTRACTOR shall be an Independent Contractor and not an employee of CITY.

5.03.02 No portion of this Agreement shall be sublet, assigned, transferred or otherwise disposed of by CONTRACTOR except with the written consent of CITY being first obtained. Consent to sublet, assign, transfer, or otherwise dispose of any portion of this Agreement shall not be construed to relieve CONTRACTOR of any responsibility of the fulfillment of this Agreement.

5.04 Extent of Agreement: Integration

5.04.01 This Agreement consists of the following parts, each of which is as fully a part of this Agreement as if set out herein:

1. This Agreement and its Attachments.
2. All Written Amendments and other documents amending, modifying, or supplementing the Contract Documents which may be delivered or issued after the Effective Date of the Agreement and are not attached hereto.
3. All Addenda to the Request For Proposal
4. The Request for Proposal
5. All plans as provided for the work that is to be completed.
6. The Specifications.
7. CONTRACTOR'S proposal.
8. Request for Taxpayer Identification number and certification: Substitute W-9.

5.04.02 In resolving conflicts, errors, discrepancies and disputes concerning the Scope of Work to be performed by CONTRACTOR, and other rights and obligations of CITY and CONTRACTOR, the document expressing the greater quantity, quality or other scope of work in question, or imposing the greater obligation upon CONTRACTOR and affording the greater right or remedy to CITY shall govern; otherwise the documents shall be given precedence in the order as enumerated above.

5.05 Insurance

5.05.01 CONTRACTOR shall, as a prerequisite to this Agreement, purchase and thereafter maintain such insurance as will protect him from the claims set forth below which may arise out of or result from CONTRACTOR'S operations under this Agreement, whether such operations be by CONTRACTOR or by any SUBCONTRACTORS or by anyone directly or indirectly employed by any of them, or by anyone for whose acts any of them may be liable:

<u>Coverage</u>	<u>Limits</u>
A. Worker's Compensation & Disability	Statutory Requirements
B. Employer's Liability Bodily Injury by Accident	\$100,000 each accident
Bodily Injury by Disease	\$500,000 policy limit
Bodily Injury by Disease	\$100,000 each employee
C. Commercial General Liability (Occurrence Basis) Bodily Injury, personal injury, property damage, contractual liability, products-completed operations, General Aggregate Limit (other than Products/Completed Operations)	\$1,000,000 per occurrence and \$2,000,000 in the aggregate
Products/Completed Operation	\$1,000,000
Personal & Advertising Injury Limit	\$1,000,000
Each Occurrence Limit	\$1,000,000
Fire Damage (any one fire)	\$50,000
D. Comprehensive Auto Liability (single limit, owned, hired and non-owned)	\$1,000,000 each accident
Bodily injury and property damage	
E. Umbrella Excess Liability	\$5,000,000 each occurrence and aggregate
The Deductible on the Umbrella Liability shall not be more than	\$10,000

5.05.02 CONTRACTOR'S comprehensive general liability insurance shall also provide coverage for the following:

- Premises and operations;
- Contractual liability insurance as applicable to any hold-harmless agreements;
- Completed operations and products; which also must be maintained for a minimum period of two (2) years after final payment and CONTRACTOR shall continue to provide evidence of such coverage to CITY on an annual basis during the aforementioned period;
- Broad form property damage - including completed operations;
- Fellow employee claims under Personal Injury; and
- Independent Contractors.

5.05.03 With the prior written approval of CITY, CONTRACTOR may substitute different types or amounts of coverage for those specified as long as the total amount of required protection is not reduced.

5.05.04 Certificates of Insurance showing such coverage then in force (but not less than the amount shown above) shall be on file with CITY prior to commencement of work. These Certificates shall contain a provision that coverage afforded under the policies will not be canceled or non-renewed until at least sixty (60) days' prior written notice has been received by CITY. The CITY shall be named as an additional insured on the Commercial General Liability, Automobile Liability, and Umbrella Excess Liability policies. The CONTRACTOR shall agree to a waiver of subrogation on its Worker's Compensation policy.

5.06 Necessary Documentation CONTRACTOR certifies that it will furnish CITY any and all documentation, certification, authorization, license, permit or registration required by the laws or rules and regulations of the City of Bloomington, the State of Indiana and the United States. CONTRACTOR further certifies that it is now and will maintain in good standing with such governmental agencies and that it will keep its license, permit registration, authorization or certification in force during the term of this Agreement.

5.07 Applicable Laws CONTRACTOR agrees to comply with all federal, state, and local laws, rules and regulations applicable to CONTRACTOR in performing work pursuant to this Agreement, including, but not limited to, discrimination in employment, prevailing wage laws, conflicts of interest, public notice, accounting records and requirements. This Agreement shall be governed by the laws of the United States, and the State of Indiana, and by all Municipal Ordinances and Codes of the City of Bloomington. Venue of any disputes arising under this Agreement shall be in the Monroe Circuit Court, Monroe County, Indiana.

5.08 Non-Discrimination

5.08.01 CONTRACTOR and subcontractors shall not discriminate against any employee or applicant for employment, to be employed in the performance of this Agreement, with respect to hire, tenure, terms, training, conditions or privileges of employment, because of race, sex, color, religion, national origin, ancestry, disability, sexual orientation, gender identity, veteran status, or housing status. Breach of this covenant may be regarded as a material breach of the Agreement.

5.08.02 CONTRACTOR certifies for itself and all its subcontractors compliance with existing laws of the City of Bloomington, the State of Indiana and the United States regarding:

Prohibition of discrimination in employment practices on the basis of race, sex, color, religion, national origin, ancestry, disability, sexual orientation, gender identity, veteran status, housing status or any other legally protected classification;

The utilization of Minority and Women Business Enterprises. CONTRACTOR further certifies that it:

- a. Has formulated its own Affirmation Action plan for the recruitment, training and employment of minorities and women, including goals and timetable; which has been approved by the City's Contract Compliance Officer.
- b. Encourages the use of small business, minority-owned business and women-owned business in its operations.

5.08.03 FURTHER, PURSUANT TO INDIANA CODE 5-16-6-1, CONTRACTOR AGREES:

- A) That in the hiring of employees for the performance of work under this Agreement or any sub agreement hereunder, no contractor, or subcontractor, nor any person acting on behalf of such CONTRACTOR or subcontractor, shall by reason of race, sex, color, religion, national origin, ancestry, or any other legally protected classification, discriminate against any citizen of the State of Indiana who is qualified and available to perform the work to which the employment relates.
- B) That no contractor, subcontractor, or any person on their behalf, shall, in any manner, discriminate against or intimidate any employee hired for performance of work under this Agreement on account of race, religion, color, sex, national origin, ancestry or any other legally protected classification.
- C) That there may be deducted from the amount payable to CONTRACTOR, by CITY, under this Agreement, penalty of Five Dollars (\$5.00) for each person for each calendar day during which such person was discriminated against or intimidated in violation of the provisions of this Agreement. Any such person discriminated against retains the right to file a discrimination complaint with the appropriate civil rights agency or court.
- D) That this Agreement may be canceled or terminated by CITY and all money due or to become hereunder may be forfeited, for a second or any subsequent violations of the terms or conditions under this section of the Agreement. **5.09 Workmanship and Quality of Materials**

5.09.01 CONTRACTOR shall guarantee the work for a period of one (1) year from the date of substantial completion. Failure of any portion of the work within one (1) year due to improper construction, materials of construction, or design may result in a refund to CITY of the purchase price of that portion which failed or may result in the forfeiture of CONTRACTOR's Performance Bond.

5.09.02 **OR EQUAL:** Wherever in any of the Agreement Documents an article, material or equipment is defined by describing a proprietary product, or by using the name of a manufacturer or vender, the term "Or Equal" or the term "The Equivalent" if not inserted, shall be implied, and it is done for the express purpose of establishing a basis of durability and efficiency and not for the purpose of limiting completion. Whenever material or equipment is submitted for approval as being equal to that

specified, the submittal shall include sufficient information and data to demonstrate that the material or equipment conforms to the Contract requirements. The decision as to whether or not such material or equipment is equal to that specified shall be made by the City Division Director Sports or his representative. The approval by the City Division Director Sports or his representative of alternate material or equipment as being equivalent to that specified, shall not in any way relieve CONTRACTOR of responsibility for failure of the material or equipment due to faulty design, material, or workmanship, to perform the function required by the Contract Documents. Specifications as determined by other entities within the City of Bloomington such as City Utilities shall only be substituted or changed by their approval which shall be submitted in writing to the City Director of Operations or his representative.

5.09.03 CITY shall be the sole judge of the sufficiency of workmanship and quality of materials. Disputes shall be resolved by the Director of Parks and Recreation and are not subject to arbitration.

5.10 Safety. CONTRACTOR shall be responsible for the safety of employees at all times and shall provide all equipment necessary to insure their safety. CONTRACTOR shall ensure the enforcement of all applicable safety rules, regulations, ordinances and laws, whether federal, state or local. Contractor's Superintendent of Safety shall make daily inspections upon the arrival and leaving of the site at the close of each workday.

5.11 Amendments/Changes

5.11.01 Except as provided in Paragraph 5.11.02, this Agreement may be amended only by written instrument signed by both CITY and CONTRACTOR.

5.11.02 Without invalidating the Agreement and without notice to any surety, CITY may, at any time or from time to time, order, in writing, additions, deletions, or revisions in the work. Upon receipt of any such document, CONTRACTOR shall promptly proceed with the work involved, which will be performed under the applicable conditions of the Agreement Documents.

5.11.03 If CONTRACTOR believes that any direction of CITY under paragraph 5.11.02, or any other event or condition, will result in an increase in the Contract time or price, he shall file written notice with CITY no later than twenty (20) calendar days after the occurrence of the event giving rise to the claim and stating the general nature of the claim with supporting data. No claim for any adjustment of the Contract time or price will be valid if not submitted in accordance with this Paragraph.

5.11.04 CONTRACTOR shall carry on the work and adhere to the progress schedule during all disputes or disagreements with CITY. No work shall be delayed or postponed pending resolution of any dispute or disagreement except as CONTRACTOR and CITY may otherwise agree in writing.

5.12 Performance Bond and Payment Bond

5.12.01 For contracts in excess of \$100,000, CONTRACTOR shall provide CITY with a Performance Bond and a Payment Bond in the amount of one hundred percent (100%) of the contract amount.

5.12.02 Failure by CONTRACTOR to perform the work in a timely or satisfactory fashion may result in forfeiture of CONTRACTOR'S Performance Bond.

5.12.03 If the surety on any bond furnished by CONTRACTOR becomes a party to supervision, liquidation, or rehabilitation action pursuant Indiana Code 27-9 et seq . or its right to do business in the State of Indiana is terminated, CONTRACTOR shall, within thirty (30) calendar days thereafter, substitute another bond and surety, both of which must be acceptable to CITY.

5.13 Payment of Subcontractors CONTRACTOR shall pay all subcontractors, laborers, material suppliers and those performing services to CONTRACTOR on the project under this Agreement. CITY may, as a condition precedent to any payment hereunder, require CONTRACTOR to submit satisfactory evidence of payments of any and all claims of subcontractors, laborers, material suppliers, and those furnishing services to CONTRACTOR. Upon receipt of a lawful claim, CITY shall withhold money due to CONTRACTOR in a sufficient amount to pay the subcontractors, laborers, material suppliers, and those furnishing services to CONTRACTOR.

5.14 Written Notice Written notice shall be considered as served when delivered in person or sent by mail to the individual, firm, or corporation, or to the last business address of such known to CONTRACTOR who serves the Notice. Notice shall be sent as follows:

TO CITY:

TO CONTRACTOR:

City of Bloomington	Above All Floors Inc.
Attn: John Turnbull, Division Director Sports	Attn: Chris Eads
401 N. Morton, Suite 250	9427 S. Pointe Lasalle Dr.
Bloomington, Indiana 47404	Bloomington, IN 47401

5.15 Severability and Waiver In the event that any clause or provision of this Agreement is held to be invalid by any court of competent jurisdiction, the invalidity of such clause or provision shall not affect any other provision of this Agreement. Failure of either party to insist on strict compliance with any provision of this Agreement shall not constitute waiver of that party's right to demand later compliance with the same or other provisions of this Agreement.

5.16 Notice to Proceed CONTRACTOR shall not begin the work pursuant to the "Scope of Work" of this Agreement until it receives an official written Notice to Proceed from the City. Contractor shall start active and continuous work on the Agreement within five (5) calendar days after the date of the Notice to Proceed. In no case shall work begin prior to the date of the Notice to Proceed. If a delayed starting date

is indicated in the proposal, the five (5) calendar day limitation will be waived. Work day charges will then begin on a date mutually agreed upon, but not later than the delayed starting date specified. In the event that any Agreement is canceled after an award has been made but prior to the issuing of the Notice to Proceed, no reimbursement will be made for any expenses accrued relative to this contract during that period.

5.17 Steel or Foundry Products

5.17.01 To comply with Indiana Code 5-16-8, affecting all contracts for the construction, reconstruction, alteration, repair, improvement or maintenance of public works, the following provision shall be added: If steel or foundry products are to be utilized or supplied in the performance of any contract or subcontract, only domestic steel or foundry products shall be used. Should CITY feel that the cost of domestic steel or foundry products is unreasonable; CITY will notify CONTRACTOR in writing of this fact.

5.17.02 Domestic Steel products are defined as follows:

“Products rolled, formed, shaped, drawn, extruded, forged, cast, fabricated or otherwise similarly processed, or processed by a combination of two (2) or more of such operations, from steel made in the United States by open hearth, basic oxygen, electric furnace, Bessemer or other steel making process.”

5.17.03 Domestic Foundry products are defined as follows:

“Products cast from ferrous and nonferrous metals by foundries in the United States.”

5.17.04 The United States is defined to include all territory subject to the jurisdiction of the United States.

5.17.05 CITY may not authorize or make any payment to CONTRACTOR unless CITY is satisfied that CONTRACTOR has fully complied with this provision.

5.18 Verification of Employees' Immigration Status

CONTRACTOR is required to enroll in and verify the work eligibility status of all newly-hired employees through the E-Verify program. (This is not required if the E-Verify program no longer exists). CONTRACTOR shall sign an affidavit, attached as Attachment B, affirming that CONTRACTOR does not knowingly employ an unauthorized alien. “Unauthorized alien” is defined at 8 U.S. Code 1324a(h)(3) as a person who is not a U.S. citizen or U.S. national and is not lawfully admitted for permanent residence or authorized to work in the U.S. under 8 U.S. Code Chapter 12 or by the U.S. Attorney General.

CONTRACTOR and any of its subcontractors may not knowingly employ or contract with an unauthorized alien, or retain an employee or contract with a person that the CONTRACTOR or any of its subcontractors learns is an unauthorized alien. If the City obtains information that the CONTRACTOR or any of its subcontractors employs or retains an employee who is an unauthorized alien, the City shall notify the CONTRACTOR or its subcontractors of the Agreement violation and require that the violation be remedied within thirty (30) calendar days of the date of notice. If the CONTRACTOR or any of its subcontractors verify the work eligibility status of the employee in question through the E-Verify program, there is a rebuttable presumption that the CONTRACTOR or its subcontractor did not knowingly employ an unauthorized alien. If the CONTRACTOR or its subcontractor fails to remedy the violation within the thirty (30) calendar day period, the City shall terminate the Agreement, unless the City determines that terminating the Agreement would be detrimental to the public interest or public property, in which case the City may allow the Agreement to remain in effect until the City procures a new contractor. If the City terminates the Agreement, the CONTRACTOR or its subcontractor is liable to the City for actual damages.

CONTRACTOR shall require any subcontractors performing work under this Agreement to certify to the CONTRACTOR that, at the time of certification, the subcontractor does not knowingly employ or contract with an unauthorized alien and the subcontractor has enrolled in and is participating in the E-Verify program. CONTRACTOR shall maintain on file all subcontractors' certifications throughout the term of this Agreement with the City.

IN WITNESS WHEREOF, the parties of this Agreement have hereunto set their hands.

DATE: _____

City of Bloomington

Above All Floors Inc.

Paula McDevitt, Acting Director

Leslie J. Coyne, President, Board of Park Commissioners

Contractor Representative

Philippa Guthrie, Corporation Counsel

Printed Name

Title of Contractor Representative

ATTACHMENT ‘A’

“SCOPE OF WORK”

SANDING, REFINISHING, RELINING BASKETBALL COURTS-TWIN LAKES RECREATION CENTER

This project shall include, but is not limited to the SCOPE OF WORK

Sand and Refinish 5 basketball courts

1. Sand bare wood last pass being 120 grit.
2. Vacuum and tack entire floor, apply 2 coats of oil base ploy.
3. Buff entire floor, vacuum, and tack.
4. Apply game lines, and buff when paint dries.
5. Vacuum, and tack entire floor.
6. Apply 2 coats of 2 part water base poly.
7. Lines include 5 basketball, 5 volleyball, 4 pickleball, Twin Lakes Recreation Center logo

Screen and recoating of aerobics room

1. Buff with 180 grit screens
2. Vacuum tack
3. 2 coats of Bona water base poly.
4. Screen and recoat with 2 part water base poly.

“AFFIDAVIT”

AFFIDAVIT

15



CITY OF BLOOMINGTON
parks and recreation

STAFF REPORT

Agenda Item: C-4
Date: 06/23/2016

Administrator
Review\Approval
PM

TO: Board of Parks Commissioners
FROM: John Turnbull
DATE: June 14, 2016
SUBJECT: REVIEW/APPROVAL OF CONTRACT WITH MILESTONE CONTRACTORS
FOR SOUTHEAST PARK TENNIS AND BASKETBALL PAVING

Recommendation

Staff recommends the approval of this contract.

Background

The tennis courts and basketball courts at Southeast Park have been deteriorating over the last several years. The release of general fund 'reversion' money from 2015 has made this project possible.

There are really two options for court repair. One is a shorter term repair to cover cracks and recoat. This usually buys about 3-6 years of time before the deterioration becomes too severe and cracks reappear. These courts are beyond the shorter term repair. This more drastic overhaul process involves grinding, filling, and covering cracks. Then a new layer of pavement and new coating is applied. The coating would be done by a different company and that contract will be forthcoming.

The neighborhood association was also communicated with to request reducing the basketball courts from two full courts to one due to cost savings and the lack of usage. They were in agreement of this strategy that will save about \$9,000 on this project.

Quotes were solicited from many paving companies. Lentz paving admitted they were too busy and Jack Todd Paving never came through on a quote. Milestone Contractors has a history of good work and helping the city on smaller jobs so they may be considered for larger jobs.

RESPECTFULLY SUBMITTED,

John Turnbull, Division Director Sports

**AGREEMENT
BETWEEN
CITY OF BLOOMINGTON
PARKS AND RECREATION DEPARTMENT
AND
MILESTONE CONTRACTORS, L.P.
FOR
SOUTHEAST PARK ASPHALT RESURFACING**

THIS AGREEMENT, executed by and between the City of Bloomington, Parks and Recreation Department through its Board of Park Commissioners (hereinafter CITY), and Milestone Contractors, L.P., (hereinafter CONTRACTOR);

WITNESSETH THAT:

WHEREAS, CITY desires to retain CONTRACTOR'S services for **SCOPE OF WORK** (more particularly described in Attachment A, "Scope of Work"; and

WHEREAS, CONTRACTOR is capable of performing work as per his/her proposal; and

WHEREAS, in accordance with Indiana Code 5-16-13 *et seq.*, incorporated herein by reference, Contractor is a Tier 1 or General Contractor for this project; and

WHEREAS, CONTRACTOR, based upon his/ her proposal, was determined to be the most advantageous to the City for the said project.

NOW, THEREFORE, in consideration of the mutual promises hereinafter enumerated, the parties agree as follows:

ARTICLE 1. TERM

1.01 This Agreement shall be in effect upon execution of this Agreement by all parties. In accordance with Indiana Code 5-16-13 *et seq.*, incorporated herein by reference, Contractor is a Tier 1 contractor or general contractor for this project.

ARTICLE 2. SERVICES

2.01 CONTRACTOR shall complete all work required under this Agreement on or before September 1, 2016, unless the parties mutually agree to a later completion date. Substantial Completion shall mean completion of all work.

2.02 CONTRACTOR agrees that no charges or claims for damages shall be made by him for any delays or hindrances, from any cause whatsoever during the progress of any portion of the services specified in the Agreement. Such delays or hindrances, if any, may be compensated for by an extension of time for a reasonable period as may be mutually agreed upon between the parties, it being understood, however, that permitting CONTRACTOR to proceed to complete any service, or any part of the services / project, after the date to which the time of completion may have been extended, shall in no way operate as a waiver on the part of CITY of any of its rights herein.

ARTICLE 3.COMPENSATION

3.01 CONTRACTOR shall provide services as specified in Attachment A, "Scope of Work", attached hereto and incorporated into this Agreement.

3.02 Upon the submittal of approved claims, CITY shall compensate CONTRACTOR in a lump sum not to exceed Twenty Seven Thousand Three Hundred and no Cents (\$27,300.00). CITY may withhold payment, in whole or in part, to the extent necessary to protect itself from a loss on account of any of the following:

- Defective work.
- Evidence indicating the probable filing of claims by other parties against CONTRACTOR which may adversely affect CITY.
- Failure of CONTRACTOR to make payments due to subcontractors, material suppliers or employees.
- Damage to CITY or a third party.

3.03 The submission of any request for payment shall be deemed a waiver and release by CONTRACTOR of all liens and claims with respect to the work and period to which such payment request pertains except as specifically reserved and noted on such request.

3.04 CONTRACTOR shall maintain proper account records for the scope of all services of this Agreement and provide an accounting for all charges and expenditures as may be necessary for audit purposes. All such records shall be subject to inspection and examination by CITY's representatives at reasonable business hours.

3.05 For projects utilizing federal funding the CONTRACTOR shall submit time sheets (WH-347) for his own and all subcontracted employees, to Division Director of Sports or his representative for approval and review, including review for compliance with Davis Bacon requirements, if federal funds are used.

3.06 Division Director Sports. The Division Director of Sports or his representative shall act as the CITY's representative and assume all duties and responsibilities and have all the rights and authority assigned to the Division Director of Sports in the Contract Documents in connection with completion of the Work in accordance with the Contract Documents.

ARTICLE 4. RETAINAGE

For contracts in excess of \$100,000, the Owner requires that retainage be held set out below.

4.01 Escrow Agent The retainage amount withheld shall be placed in an escrow account. First Financial Bank, Bloomington, Indiana, shall serve as the escrow agent.

4.02 Retainage Amount The escrow agent, Owner and Contractor shall enter into a written escrow agreement. Under that agreement, the Owner shall withhold ten percent (10%) of the dollar value of all work satisfactorily completed until the Contract work is fifty percent (50%) completed. No additional retainage shall be withheld on the remaining fifty percent (50%) of the Contract work. The escrow agent shall invest all escrowed principal in obligations selected by the escrow agent. The escrow agent shall be compensated for the agent's services by a reasonable fee, agreed upon by the parties, that is comparable with fees charged for the handling of escrow accounts of similar size and duration. The fee shall be paid from the escrow income. The escrow agent's fee may be determined by specifying an amount of interest the escrow agent will pay on the escrowed amount, with any additional earned interest serving as the escrow agent's fee. The escrow agreement may include other terms and conditions as deemed necessary by the parties.

4.03 Payment of Escrow Amount The escrow agent shall hold the escrowed principal and income until receipt of the notice from the Owner and Contractor that the Contract work has been substantially completed to the reasonable satisfaction of the Owner, at which time the Owner shall pay to the Contractor the balance to be paid under this Contract and execute such documents as are necessary to authorize the escrow agent to pay to the Contractor the funds in the escrow account, including both specifying the part of the escrowed principal to be released from the escrow and the person to whom that portion is to be released. After receipt of the notice, the escrow agent shall remit the designated part of the escrowed principal and the escrowed income, minus the escrow agent's fees, to the person specified in the notice. However, nothing in this section shall prohibit Owner from requiring the escrow agent to withhold amounts necessary to complete minor items of the Contract, following substantial completion of the Contract in accordance with the provisions of paragraph 4.04.

4.04 Withholding Funds for Completion of Contract If, upon substantial completion of the Contract, there still remains minor Contract work that needs to be completed, or minor Contract work that needs to be performed to the satisfaction of the Owner, Owner may direct the escrow agent to retain

in the escrow account, and withhold from payment to the Contractor, an amount equal to two hundred percent (200%) of the value of said work. The value of said work shall be determined by the architect/Superintendent of Operations or his representative. The escrow agent shall release the funds withheld under this section after receipt of notice from the Owner that all work on the Contract has been satisfactorily completed. In the event that said work is not completed by the Contractor, but by Owner or another party under contract with the Owner, said funds shall be released to the Owner.

ARTICLE 5. GENERAL PROVISIONS

5.01 CONTRACTOR agrees to indemnify and hold harmless CITY and its officers, agents, officials and employees for any and all claims, actions, causes of action, judgments and liens arising out of any negligent act or omission by CONTRACTOR or any of its officers, agents, officials, employees, or subcontractors or any defect in materials or workmanship of any supply, materials, mechanism or other product or service which it or any of its officers, agents, officials, employees, or subcontractors has supplied to CITY or has used in connection with this Agreement and regardless of whether or not it is caused in part by a party indemnified herein under. Such indemnity shall include attorney's fees and all costs and other expenses arising there from or incurred in connection therewith and shall not be limited by reason of the enumeration of any insurance coverage required herein.

5.02 Abandonment, Default and Termination

5.02.01 CITY shall have the right to abandon the work contracted for in this Agreement without penalty. If CITY abandons the work described herein, CONTRACTOR shall deliver to CITY all surveys, notes, drawings, specifications and estimates completed or partially completed and these shall become the property of CITY. The earned value of the work performed shall be based upon an estimate of the proportion between the work performed by CONTRACTOR under this Agreement and the work which CONTRACTOR was obligated to perform under this Agreement. This proportion shall be mutually agreed upon by CITY and CONTRACTOR. The payment made to CONTRACTOR shall be paid as a final payment in full settlement of his services hereunder.

5.02.02 If CONTRACTOR defaults or fails to fulfill in a timely and proper manner the obligations pursuant to this Agreement, CITY may, after seven (7) days' written notice has been delivered to CONTRACTOR, and without prejudice to any other remedy it may have, make good such deficiencies and may deduct the cost thereof from the payment then or thereafter due to CONTRACTOR. In the alternative, CITY, at its option, may terminate this Agreement and take possession of the site and of all materials, equipment, tools and construction equipment and machinery thereon owned by CONTRACTOR, and may finish the project by whatever method it may deem expedient, and if the such action exceeds the unpaid balance of the sum amount, CONTRACTOR or his surety, shall pay the difference to CITY.

5.02.03 **Default:** If CONTRACTOR breaches this Agreement or fails to perform the work in an acceptable manner, he shall be considered in default. Any one or more of the following will be considered a default:

- Failure to begin the work under this Agreement within the time specified.
- Failure to perform the work with sufficient supervision, workmen, equipment and materials to insure prompt completion of said work within the time limits allowed.
- Unsuitable performance of the work as determined by City Superintendent of Operations or his representative.
- Neglecting or refusing to remove defective materials or failure to perform anew such work as shall have been rejected.
- Discontinuing the prosecution of the work or any part of it.
- Inability to finance the work adequately.
- If, for any other reason, CONTRACTOR breaches this Agreement or fails to carry on the work in an acceptable manner.

5.02.04 CITY shall send CONTRACTOR a written notice of default. If CONTRACTOR, or his Surety, within a period of ten (10) days after such notice, fails to remedy the default, then CITY shall have full power and authority, without violation of the Contract, to take the prosecution of the work out of the hands of said CONTRACTOR, to appropriate or use any or all materials and equipment on the ground as may be suitable and acceptable, and may, at its option, turn the work over to the Surety, or enter into an agreement with another Contractor for the completion of the Agreement according to the terms and provisions thereof, or CITY may use such other methods as, in its opinion, shall be required for the completion of said Contract in an acceptable manner.

5.02.05 All cost of completing the work under the Contract shall be deducted from the monies due or which may become due to said CONTRACTOR. In case the expenses so incurred by CITY shall be less than the sum which would have been payable under the Contract if it had been completed by said CONTRACTOR, CONTRACTOR shall be entitled to receive the difference. However, in case such expense shall exceed the sum which would have been payable under the Contract, CONTRACTOR and his Surety will be liable and shall pay to CITY the amount of said excess. By taking over the prosecution of the work, CITY does not forfeit the right to recover damages from CONTRACTOR or his Surety for his failure to complete the work in the time specified.

5.02.06 Notwithstanding any other provision of this Agreement, if funds for the continued fulfillment of the Agreement by CITY are at any time not forthcoming or are insufficient, through failure of any entity to appropriate the funds or otherwise, then CITY shall have the right to terminate this Agreement without penalty by giving prior written notice documenting the lack of funding in which instance, unless otherwise agreed to by the parties, this Agreement shall terminate and become null and void.

5.02.07 CITY agrees that it will make its best effort to obtain sufficient funds, including but not limited to, including in its budget for each fiscal period during the term hereof a request for sufficient funds to meet its obligations hereunder in full.

5.03 Successors and Assigns

5.03.01 Both parties agree that for the purpose of this Agreement, CONTRACTOR shall be an Independent Contractor and not an employee of CITY.

5.03.02 No portion of this Agreement shall be sublet, assigned, transferred or otherwise disposed of by CONTRACTOR except with the written consent of CITY being first obtained. Consent to sublet, assign, transfer, or otherwise dispose of any portion of this Agreement shall not be construed to relieve CONTRACTOR of any responsibility of the fulfillment of this Agreement.

5.04 Extent of Agreement: Integration

5.04.01 This Agreement consists of the following parts, each of which is as fully a part of this Agreement as if set out herein:

1. This Agreement and its Attachments.
2. All Written Amendments and other documents amending, modifying, or supplementing the Contract Documents which may be delivered or issued after the Effective Date of the Agreement and are not attached hereto.
3. All Addenda to the Request For Proposal
4. The Request for Proposal
5. All plans as provided for the work that is to be completed.
6. The Specifications.
7. CONTRACTOR'S proposal.
8. Request for Taxpayer Identification number and certification: Substitute W-9.

5.04.02 In resolving conflicts, errors, discrepancies and disputes concerning the Scope of Work to be performed by CONTRACTOR, and other rights and obligations of CITY and CONTRACTOR, the document expressing the greater quantity, quality or other scope of work in question, or imposing the greater obligation upon CONTRACTOR and affording the greater right or remedy to CITY shall govern; otherwise the documents shall be given precedence in the order as enumerated above.

5.05 Insurance

5.05.01 CONTRACTOR shall, as a prerequisite to this Agreement, purchase and thereafter maintain such insurance as will protect him from the claims set forth below which may arise out of or result from CONTRACTOR'S operations under this Agreement, whether such operations be by CONTRACTOR or by any SUBCONTRACTORS or by anyone directly or indirectly employed by any of them, or by anyone for whose acts any of them may be liable:

<u>Coverage</u>	<u>Limits</u>
A. Worker's Compensation & Disability	Statutory Requirements
B. Employer's Liability Bodily Injury by Accident	\$100,000 each accident
Bodily Injury by Disease	\$500,000 policy limit
Bodily Injury by Disease	\$100,000 each employee
C. Commercial General Liability (Occurrence Basis) Bodily Injury, personal injury, property damage, contractual liability, products-completed operations, General Aggregate Limit (other than Products/Completed Operations)	\$1,000,000 per occurrence and \$2,000,000 in the aggregate
Products/Completed Operation	\$1,000,000
Personal & Advertising Injury Limit	\$1,000,000
Each Occurrence Limit	\$1,000,000
Fire Damage (any one fire)	\$50,000
D. Comprehensive Auto Liability (single limit, owned, hired and non-owned)	\$1,000,000 each accident
Bodily injury and property damage	
E. Umbrella Excess Liability	\$5,000,000 each occurrence and aggregate
The Deductible on the Umbrella Liability shall not be more than	\$10,000

5.05.02 CONTRACTOR'S comprehensive general liability insurance shall also provide coverage for the following:

- Premises and operations;
- Contractual liability insurance as applicable to any hold-harmless agreements;
- Completed operations and products; which also must be maintained for a minimum period of two (2) years after final payment and CONTRACTOR shall continue to provide evidence of such coverage to CITY on an annual basis during the aforementioned period;
- Broad form property damage - including completed operations;
- Fellow employee claims under Personal Injury; and
- Independent Contractors.

5.05.03 With the prior written approval of CITY, CONTRACTOR may substitute different types or amounts of coverage for those specified as long as the total amount of required protection is not reduced.

5.05.04 Certificates of Insurance showing such coverage then in force (but not less than the amount shown above) shall be on file with CITY prior to commencement of work. These Certificates shall contain a provision that coverage afforded under the policies will not be canceled or non-renewed until at least sixty (60) days' prior written notice has been received by CITY. The CITY shall be named as an additional insured on the Commercial General Liability, Automobile Liability, and Umbrella Excess Liability policies. The CONTRACTOR shall agree to a waiver of subrogation on its Worker's Compensation policy.

5.06 Necessary Documentation CONTRACTOR certifies that it will furnish CITY any and all documentation, certification, authorization, license, permit or registration required by the laws or rules and regulations of the City of Bloomington, the State of Indiana and the United States. CONTRACTOR further certifies that it is now and will maintain in good standing with such governmental agencies and that it will keep its license, permit registration, authorization or certification in force during the term of this Agreement.

5.07 Applicable Laws CONTRACTOR agrees to comply with all federal, state, and local laws, rules and regulations applicable to CONTRACTOR in performing work pursuant to this Agreement, including, but not limited to, discrimination in employment, prevailing wage laws, conflicts of interest, public notice, accounting records and requirements. This Agreement shall be governed by the laws of the United States, and the State of Indiana, and by all Municipal Ordinances and Codes of the City of Bloomington. Venue of any disputes arising under this Agreement shall be in the Monroe Circuit Court, Monroe County, Indiana.

5.08 Non-Discrimination

5.08.01 CONTRACTOR and subcontractors shall not discriminate against any employee or applicant for employment, to be employed in the performance of this Agreement, with respect to hire, tenure, terms, training, conditions or privileges of employment, because of race, sex, color, religion, national origin, ancestry, disability, sexual orientation, gender identity, veteran status, or housing status. Breach of this covenant may be regarded as a material breach of the Agreement.

5.08.02 CONTRACTOR certifies for itself and all its subcontractors compliance with existing laws of the City of Bloomington, the State of Indiana and the United States regarding:

Prohibition of discrimination in employment practices on the basis of race, sex, color, religion, national origin, ancestry, disability, sexual orientation, gender identity, veteran status, housing status or any other legally protected classification;

The utilization of Minority and Women Business Enterprises. CONTRACTOR further certifies that it:

- a. Has formulated its own Affirmation Action plan for the recruitment, training and employment of minorities and women, including goals and timetable; which has been approved by the City's Contract Compliance Officer.
- b. Encourages the use of small business, minority-owned business and women-owned business in its operations.

5.08.03 FURTHER, PURSUANT TO INDIANA CODE 5-16-6-1, CONTRACTOR AGREES:

- A) That in the hiring of employees for the performance of work under this Agreement or any sub agreement hereunder, no contractor, or subcontractor, nor any person acting on behalf of such CONTRACTOR or subcontractor, shall by reason of race, sex, color, religion, national origin, ancestry, or any other legally protected classification, discriminate against any citizen of the State of Indiana who is qualified and available to perform the work to which the employment relates.
- B) That no contractor, subcontractor, or any person on their behalf, shall, in any manner, discriminate against or intimidate any employee hired for performance of work under this Agreement on account of race, religion, color, sex, national origin, ancestry or any other legally protected classification.
- C) That there may be deducted from the amount payable to CONTRACTOR, by CITY, under this Agreement, penalty of Five Dollars (\$5.00) for each person for each calendar day during which such person was discriminated against or intimidated in violation of the provisions of this Agreement. Any such person discriminated against retains the right to file a discrimination complaint with the appropriate civil rights agency or court.
- D) That this Agreement may be canceled or terminated by CITY and all money due or to become hereunder may be forfeited, for a second or any subsequent violations of the terms or conditions under this section of the Agreement.

5.09 Workmanship and Quality of Materials

5.09.01 CONTRACTOR shall guarantee the work for a period of one (1) year from the date of substantial completion. Failure of any portion of the work within one (1) year due to improper construction, materials of construction, or design may result in a refund to CITY of the purchase price of that portion which failed or may result in the forfeiture of CONTRACTOR's Performance Bond.

5.09.02 OR EQUAL: Wherever in any of the Agreement Documents an article, material or equipment is defined by describing a proprietary product, or by using the name of a manufacturer or vender, the term “Or Equal” or the term “The Equivalent” if not inserted, shall be implied, and it is done for the express purpose of establishing a basis of durability and efficiency and not for the purpose of limiting completion. Whenever material or equipment is submitted for approval as being equal to that specified, the submittal shall include sufficient information and data to demonstrate that the material or equipment conforms to the Contract requirements. The decision as to whether or not such material or equipment is equal to that specified shall be made by the City Division Director Sports or his representative. The approval by the City Division Director Sports or his representative of alternate material or equipment as being equivalent to that specified, shall not in any way relieve CONTRACTOR of responsibility for failure of the material or equipment due to faulty design, material, or workmanship, to perform the function required by the Contract Documents. Specifications as determined by other entities within the City of Bloomington such as City Utilities shall only be substituted or changed by their approval which shall be submitted in writing to the City Director of Operations or his representative.

5.09.03 CITY shall be the sole judge of the sufficiency of workmanship and quality of materials. Disputes shall be resolved by the Director of Parks and Recreation and are not subject to arbitration.

5.10 Safety. CONTRACTOR shall be responsible for the safety of employees at all times and shall provide all equipment necessary to insure their safety. CONTRACTOR shall ensure the enforcement of all applicable safety rules, regulations, ordinances and laws, whether federal, state or local. Contractor’s Superintendent of Safety shall make daily inspections upon the arrival and leaving of the site at the close of each workday.

5.11 Amendments/Changes

5.11.01 Except as provided in Paragraph 5.11.02, this Agreement may be amended only by written instrument signed by both CITY and CONTRACTOR.

5.11.02 Without invalidating the Agreement and without notice to any surety, CITY may, at any time or from time to time, order, in writing, additions, deletions, or revisions in the work. Upon receipt of any such document, CONTRACTOR shall promptly proceed with the work involved, which will be performed under the applicable conditions of the Agreement Documents.

5.11.03 If CONTRACTOR believes that any direction of CITY under paragraph 5.11.02, or any other event or condition, will result in an increase in the Contract time or price, he shall file written notice with CITY no later than twenty (20) calendar days after the occurrence of the event giving rise to the claim and stating the general nature of the claim with supporting data. No claim for any adjustment of the Contract time or price will be valid if not submitted in accordance with this Paragraph.

5.11.04 CONTRACTOR shall carry on the work and adhere to the progress schedule during all disputes or disagreements with CITY. No work shall be delayed or postponed pending resolution of any dispute or disagreement except as CONTRACTOR and CITY may otherwise agree in writing.

5.12 Performance Bond and Payment Bond

5.12.01 For contracts in excess of \$100,000, CONTRACTOR shall provide CITY with a Performance Bond and a Payment Bond in the amount of one hundred percent (100%) of the contract amount.

5.12.02 Failure by CONTRACTOR to perform the work in a timely or satisfactory fashion may result in forfeiture of CONTRACTOR'S Performance Bond.

5.12.03 If the surety on any bond furnished by CONTRACTOR becomes a party to supervision, liquidation, or rehabilitation action pursuant Indiana Code 27-9 et seq . or its right to do business in the State of Indiana is terminated, CONTRACTOR shall, within thirty (30) calendar days thereafter, substitute another bond and surety, both of which must be acceptable to CITY.

5.13 Payment of Subcontractors CONTRACTOR shall pay all subcontractors, laborers, material suppliers and those performing services to CONTRACTOR on the project under this Agreement. CITY may, as a condition precedent to any payment hereunder, require CONTRACTOR to submit satisfactory evidence of payments of any and all claims of subcontractors, laborers, material suppliers, and those furnishing services to CONTRACTOR. Upon receipt of a lawful claim, CITY shall withhold money due to CONTRACTOR in a sufficient amount to pay the subcontractors, laborers, material suppliers, and those furnishing services to CONTRACTOR.

5.14 Written Notice Written notice shall be considered as served when delivered in person or sent by mail to the individual, firm, or corporation, or to the last business address of such known to CONTRACTOR who serves the Notice. Notice shall be sent as follows:

TO CITY:

TO CONTRACTOR:

City of Bloomington	Milestone Contractors, L.P.
Attn: John Turnbull, Division Director Sports	Attn: Shannon Brock
401 N. Morton, Suite 250	4755 W. Arlington Road
Bloomington, Indiana 47404	Bloomington, IN 47404

5.15 Severability and Waiver In the event that any clause or provision of this Agreement is held to be invalid by any court of competent jurisdiction, the invalidity of such clause or provision shall not affect any other provision of this Agreement. Failure of either party to insist on strict compliance with any provision of this Agreement shall not constitute waiver of that party's right to demand later compliance with the same or other provisions of this Agreement.

5.16 Notice to Proceed CONTRACTOR shall not begin the work pursuant to the "Scope of Work" of this Agreement until it receives an official written Notice to Proceed from the City. Contractor shall start

active and continuous work on the Agreement within five (5) calendar days after the date of the Notice to Proceed. In no case shall work begin prior to the date of the Notice to Proceed. If a delayed starting date is indicated in the proposal, the five (5) calendar day limitation will be waived. Work day charges will then begin on a date mutually agreed upon, but not later than the delayed starting date specified. In the event that any Agreement is canceled after an award has been made but prior to the issuing of the Notice to Proceed, no reimbursement will be made for any expenses accrued relative to this contract during that period.

5.17 Steel or Foundry Products

5.17.01 To comply with Indiana Code 5-16-8, affecting all contracts for the construction, reconstruction, alteration, repair, improvement or maintenance of public works, the following provision shall be added: If steel or foundry products are to be utilized or supplied in the performance of any contract or subcontract, only domestic steel or foundry products shall be used. Should CITY feel that the cost of domestic steel or foundry products is unreasonable; CITY will notify CONTRACTOR in writing of this fact.

5.17.02 Domestic Steel products are defined as follows:

“Products rolled, formed, shaped, drawn, extruded, forged, cast, fabricated or otherwise similarly processed, or processed by a combination of two (2) or more of such operations, from steel made in the United States by open hearth, basic oxygen, electric furnace, Bessemer or other steel making process.”

5.17.03 Domestic Foundry products are defined as follows:

“Products cast from ferrous and nonferrous metals by foundries in the United States.”

5.17.04 The United States is defined to include all territory subject to the jurisdiction of the United States.

5.17.05 CITY may not authorize or make any payment to CONTRACTOR unless CITY is satisfied that CONTRACTOR has fully complied with this provision.

5.18 Verification of Employees' Immigration Status

CONTRACTOR is required to enroll in and verify the work eligibility status of all newly-hired employees through the E-Verify program. (This is not required if the E-Verify program no longer exists). CONTRACTOR shall sign an affidavit, attached as Attachment B, affirming that CONTRACTOR does not knowingly employ an unauthorized alien. “Unauthorized alien” is defined at 8 U.S. Code 1324a(h)(3) as a person who is not a U.S. citizen or U.S. national and is not lawfully admitted for permanent residence or authorized to work in the U.S. under 8 U.S. Code Chapter 12 or by the U.S. Attorney General.

CONTRACTOR and any of its subcontractors may not knowingly employ or contract with an unauthorized alien, or retain an employee or contract with a person that the CONTRACTOR or any of its subcontractors learns is an unauthorized alien. If the City obtains information that the CONTRACTOR or any of its subcontractors employs or retains an employee who is an unauthorized alien, the City shall notify the CONTRACTOR or its subcontractors of the Agreement violation and require that the violation be remedied within thirty (30) calendar days of the date of notice. If the CONTRACTOR or any of its subcontractors verify the work eligibility status of the employee in question through the E-Verify program, there is a rebuttable presumption that the CONTRACTOR or its subcontractor did not knowingly employ an unauthorized alien. If the CONTRACTOR or its subcontractor fails to remedy the violation within the thirty (30) calendar day period, the City shall terminate the Agreement, unless the City determines that terminating the Agreement would be detrimental to the public interest or public property, in which case the City may allow the Agreement to remain in effect until the City procures a new contractor. If the City terminates the Agreement, the CONTRACTOR or its subcontractor is liable to the City for actual damages.

CONTRACTOR shall require any subcontractors performing work under this Agreement to certify to the CONTRACTOR that, at the time of certification, the subcontractor does not knowingly employ or contract with an unauthorized alien and the subcontractor has enrolled in and is participating in the E-Verify program. CONTRACTOR shall maintain on file all subcontractors' certifications throughout the term of this Agreement with the City.

IN WITNESS WHEREOF, the parties of this Agreement have hereunto set their hands.

DATE: _____

City of Bloomington

Milestone Contractors, L.P.

Paula McDevitt, Acting Director

Leslie J. Coyne, President, Board of Park Commissioners

Contractor Representative

Philippa Guthrie, Corporation Counsel

Printed Name

Title of Contractor Representative

ATTACHMENT ‘A’

“SCOPE OF WORK”

SOUTHEAST PARK ASPHALT RESURFACING

This project shall include, but is not limited to the SCOPE OF WORK

Tennis Courts (2)

1. Clean and prep area to pave
2. Take down minimum fencing for access
3. Remove and spray vegetation in cracks
4. Install approximately 400 feet of petro fabric over major cracked areas
5. AET tack coat entire surface to ensure bonding to asphalt
6. Add 1.5” surface asphalt
7. Repair or replace fence area

Basketball Court (1); Most north/west court. Closest to playground and farther from trees and fence row.

1. Clean and prep area to pave
2. Remove and spray vegetation in cracked areas
3. Install approximately 125 feet of petro fabric over major cracked areas
4. AET tack coat entire surface to ensure bonding to asphalt
5. Add 1.5” surface asphalt

ATTACHMENT B

“AFFIDAVIT”

STATE OF INDIANA)
)SS:
COUNTY OF _____)

AFFIDAVIT

The undersigned, being duly sworn, hereby affirms and says that:

1. The undersigned is the _____ of _____.
a. (job title) (company name)
2. The company named herein that employs the undersigned:
 - i. has contracted with or seeking to contract with the City of Bloomington to provide services; **OR**
 - ii. is a subcontractor on a contract to provide services to the City of Bloomington.
3. The undersigned hereby states that, to the best of his/her knowledge and belief, the company named herein does not knowingly employ an “unauthorized alien,” as defined at 8 United States Code 1324a(h)(3).
4. The undersigned hereby states that, to the best of his/her belief, the company named herein is enrolled in and participates in the E-verify program.

Signature

Printed Name

STATE OF INDIANA)
)SS:
COUNTY OF _____)

Before me, a Notary Public in and for said County and State, personally appeared _____ and acknowledged the execution of the foregoing this _____ day of _____, 20____.

Notary Public’s Signature

Printed Name of Notary Public

My Commission Expires: _____

County of Residence: _____



CITY OF BLOOMINGTON
parks and recreation

STAFF REPORT

Agenda Item: C-5
Date: 06/23/2106

Administrator
Review\Approval
PM

TO: Board of Parks Commissioners
FROM: John Turnbull
DATE: June 14, 2016
SUBJECT: REVIEW/APPROVAL OF Middle Way House Mills Pool Agreement

Background

Staff recommends the approval of the Middle Way House Mills Pool agreement for their YES (Youth Empowerment Services) program.

Recommendation

The practice of Middle Way House coming to Mills Pool at a large discount has been reoccurring for many years. We are not able to find the beginning history in our records.

This agreement has been drafted after the beginning of the pool season because the Middle Way House staff is new and the Aquatics staff is new this year. It was overlooked by both parties.

The original price of \$250 was based on the historical cost of an individual pool pass that was the pricing structure over six years ago. We would like to visit the benchmark and basis for the price next year, however, staff are comfortable with this price for 2016.

RESPECTFULLY SUBMITTED,

John Turnbull, Division Director Sports

**AGREEMENT FOR THE USE
OF
CITY OF BLOOMINGTON
MILLS POOL**

WHEREAS, Middle Way House, located at 338 S. Washington Street, Bloomington, Indiana, desires the use of a Mills Pool for its Youth Empowerment Services (hereinafter referred to as “YES”) program; and

WHEREAS, the City of Bloomington Department of Parks and Recreation (hereinafter referred to as “City”) owns and operates the Mills Swimming Pool (“Mills Pool”); and

WHEREAS, the City wishes to allow Middle Way House the use of the Mills Pool at a discounted rate;

NOW, THEREFORE, in consideration of the terms and conditions set forth below, the parties agree as follows:

1. **Purpose of the Agreement.** The purpose of the Agreement is for the limited use of Mills Pool for Middle Way House YES program at a discounted rate.
2. **Duration of Agreement.** This Agreement shall be in full force and effect from the date both parties sign this Contractual Agreement until August 10, 2016, unless terminated in accordance with paragraph nine (9).
3. **Days and Hours of Use.** The City hereby grants the YES program permission to use the Mills Pool as follows:

Middle Way House shall be permitted to use the facility Monday – Friday, 1pm – 3pm from May 31st, 2016 through August 10th, 2016 during the course of regular business and weather permitting.

4. **Participant Fees.** Staff and participants in the YES program who enter the facility shall be admitted with the season rate of \$250. The complete value of this agreement to Middle Way House is approximately \$6,000 for the 2016 pool season.
5. **Supervision.** Middle Way House agrees to provide supervisory personnel at a ratio of one (1) supervisor to every five (5) children during the time that they are at the facility and not to exceed 50 persons total.
6. **Responsibility for Damages; Indemnification.** Middle Way House agrees to assume full responsibility for the actions and behavior of all Middle Way House program participants and accompanying supervisors while using said facility.

In consideration for the use of the Mills Pool, Middle Way House agrees to assume full and complete responsibility for all bodily injury, including death, and property damage which may occur as a result of the acts and omissions of Middle Way House, its officers, director, agents, employees, members, participants, successors and assigns, in the use of the Pool.

Further, in consideration for the use of the Mills Pool, Middle Way House agrees to release, hold harmless, and indemnify the City, its Department of Parks and Recreation, and all City of Bloomington and Parks and Recreation officers, employees, and agents from any and all claims for personal injury, including death, or property damage that may occur as a result of the acts and omissions of Middle Way House, its officers, director, agents, employees, members, participants, successors and assigns, in the use of the Pool.

7. **Rules and Regulations.** Middle Way House shall comply with all rules and regulations established by the City for use of the Mills Pool. Middle Way House shall further require its program participants and accompanying supervisors to comply with all said rules and regulations.

8. **Notice and Agreement Representatives**

Notice regarding any significant concerns and/or breaches of this Agreement shall be given to:

Middle Way House
Toby Strout
812-333-7404

Bloomington Parks and Recreation:
John Turnbull, Sports Division Director
812-349-3712

Representatives for the day-to-day operations and implementation of this Agreement shall be:

Middle Way House
Priscilla Cueves
812-337-4510

Bloomington Parks and Recreation
Chelsea Burris
812-349-3769

9. **Termination.** This contract may only be terminated in writing and by the mutual agreement of all parties to this Agreement.

WHEREFORE, the parties have entered into this Agreement on this ____ day of _____, 2016.

Bloomington Parks and Recreation


Middle Way House

Paula McDevitt, Acting Director

Toby Strout, Director

Leslie J. Coyne, Park Board President
Board of Park Commissioners

Philippa Guthrie
Corporation Counsel



CITY OF BLOOMINGTON
parks and recreation

STAFF REPORT

Agenda Item: C-6
Date: 06/23/2016

Administrator
Review\Approval
PM

TO: Board of Park Commissioners
FROM: Elizabeth Tompkins, Natural Resources Coordinator
DATE: June 28, 2016
SUBJECT: REVIEW/APPROVAL OF SUMMER STAR FOUNDATION
PARTNERSHIP AGREEMENT FOR BANNEKER NATURE DAYS

Recommendation

Staff recommends approval of a partnership agreement between the City of Bloomington Parks and Recreation Department (BPRD) and Summer Star Foundation for Banneker Summer Nature Days.

Background

This is the fifth year for this partnership. The goal of the partnership is to combine resources from BPRD and Summer Star Foundation to provide environmental education programming to participants of the Banneker Summer Food Program.

The program will run Monday-Thursday, June 6-July 28, 2016. BPRD staff will facilitate experiential environmental education programming for participants each day. They will lead hands-on activities, games, and field trips for participants in Kindergarten through sixth grade.

The Summer Star Foundation fully funds the program, providing funding for two seasonal staff, supply purchases for games and activities, snacks, and transportation and entry fee costs for field trips. BPRD coordinates staff, creates lesson plans, facilitates programs, and completes regular planning reports for the Summer Star Foundation.

We are excited to continue this partnership with the Summer Star Foundation, who also supports our Griffy Lake Nature Day program for fourth grade students throughout the school year.

RESPECTFULLY SUBMITTED,

Elizabeth Tompkins, Natural Resources Coordinator

MEMORANDUM OF AGREEMENT

This Agreement is made and entered into as of this ____ day of _____, 2016, by and between the City of Bloomington Parks and Recreation Department (hereinafter, "BPRD"), and Summer Star Foundation for Nature, Art and Humanity, Inc. (hereinafter, "Summer Star Foundation"), sometimes collectively referred to hereinafter as the "Parties."

1. Purpose of Agreement:

Both Parties recognize that the need exists to provide wholesome and constructive educational and recreational activities for children in Bloomington, Indiana, that will effectively contribute to the mental, physical, social and educational enrichment of children. The purpose of this Agreement is to set forth terms under which the Summer Star Foundation will provide funding for environmental educational programming at the Banneker Community Center in Bloomington for children in grades K-6 (the "Nature Day Project").

2. Duration of Agreement:

This Agreement commences on the date set forth above, and expires one month after the evaluation report referenced in Paragraph 5(g) is due, unless terminated earlier as provided under Paragraph 10 or renewed as provided under Paragraph 11. Notwithstanding the foregoing, BPRD's obligations under Paragraph 5(g) (regarding the evaluation report) and Paragraph 5(i) (regarding the return of any unused funds) shall survive the termination of this Agreement.

3. City of Bloomington Parks & Recreation Department:

The Bloomington Parks and Recreation Department is a municipal organization dedicated to providing essential services, facilities and programs necessary for the positive development and well-being of the community through the provision of parks, greenways, trails and recreational facilities while working in cooperation with other service providers in the community in order to maximize all available resources. One goal of BPRD is to provide outdoor education experiences that connect children to nature in ways that increase their knowledge, interest, and respect for the environment and natural spaces.

4. Summer Star Foundation:

Summer Star Foundation for Nature, Art, and Humanity, Inc. is a non-profit based in Greater Boston that helps in establishing educational programs to enrich children's lives through arts and nature programs and in assisting such programs as are already in existence.

5. Banneker Summer Nature Days Project

Summer Star Foundation agrees to pay to BPRD the amount of Four Thousand Three Hundred Forty Dollars (\$4,340.00) on June 30, 2016, to be used to provide funding for the Banneker Summer Nature Days Project (the "Nature Day Project").

The Summer Star grant governed by this Agreement shall be used for the following expenses relating to the Nature Day Project: personnel, curriculum development, logistical coordination, transportation, supplies, and program materials.

In connection with the administration of the Nature Day Project, the BPRD agrees as follows:

- a. BPRD shall oversee the design and implementation of the Nature Day Project. The exact location and station topics will be determined during the planning phase to commence in May 2016.
- b. Nature Day Project activities will take place as part of a Nature Club to be held at the Banneker Community Center four days a week during the period from June 6, 2016, to July 29, 2016, inclusive. On each day that the Nature Club meets there will be an afternoon session that will last approximately 2 hours.
- c. Nature Day Project activities will include some or all of the following:
 - (i) Field trips to local parks and nature preserves to experience hiking and exploration of various ecosystems;
 - (ii) Camping skills and fire-building;
 - (iii) Bluebird box building, installation, and monitoring on-site;
 - (iv) Weather station building and monitoring on-site;
 - (v) Nature crafts; and
 - (vi) Investigations of living wildlife such as frogs, butterflies, fish, ladybugs, and turtles.
- d. While the target audience of the Nature Day Project will be children in grades K-6, students in grades 7-12 may participate in the project as unpaid group leaders and assistants.
- e. BPRD shall perform participant assessments, staff evaluations, and take photographs of program activities during the course of the Nature Day Project.
- f. BPRD shall cause the BPRD Staff to provide Summer Star Foundation with planning reports by the end of each month, beginning with the month in which planning for the Nature Day Project starts.
- g. BPRD shall provide Summer Star Foundation an evaluation report of the Nature Day Project by September 30, 2016, including a summary of the budget and expenditures

for the Nature Day Project, and an evaluation of the Nature Day Project effectiveness, and a summary of the assessments and evaluations.

- h. Should BPRD and the Banneker Community Center decide to continue and/or expand the Nature Day Project after August 31, 2016, BPRD shall offer to the Summer Star Foundation the opportunity to provide funding before other outside private sources of funding are sought or accepted. This provision shall not be interpreted to impose any obligation on the Summer Star Foundation to continue or expand its support of the Nature Day Project beyond its stated contribution under this Agreement for the 2016 summer.
- i. BPRD shall, by September 30, 2016, return to the Summer Star Foundation any remaining funds contributed by the Summer Star Foundation to BPRD that have not been used for the purposes set forth in this Paragraph 5.

6. BPRD General Administration Responsibilities.

BPRD agrees that with respect to the Nature Day Project, it shall:

- a. Use the funds received from the Summer Star Foundation only for the charitable and public purposes set forth in this Agreement.
- b. Maintain financial, attendance, enrollment and other necessary administrative records with respect to the Nature Day Project funded under this Agreement sufficient to provide the reports to the Summer Star Foundation required under this Agreement.
- c. Recognize Summer Star Foundation in promotional materials including the City of Bloomington Parks and Recreation Summer and Fall Program Guide distributed two times per year to every city resident, using the Summer Star Foundation logo in a manner to be approved by the Summer Star Foundation.
- d. Communicate to the public and participants regarding the Summer Star Foundation's support of the Nature Day Project.
- e. Provide all other information as requested by Summer Star Foundation.

7. Summer Star Foundation Responsibilities.

In addition to providing the funding for the Nature Day Project as set forth in this Agreement, the Summer Star Foundation shall provide information to BPRD, if requested by BPRD, to be included in Parks promotional materials.

8. Terms Mutually Agreed to By the Parties:

- a. The intent of this Agreement is to document a mutually beneficial relationship between Summer Star Foundation and the BPRD.
- b. Summer Star Foundation is making the grant hereunder to the BPRD in reliance on the BPRD's agreement to administer the funds in accordance with the terms of this Agreement. Summer Star Foundation reserves the right to take whatever steps it deems necessary to monitor the Nature Day Project to ensure compliance with the provisions of this Agreement relating to the operation of said project.
- c. The BPRD staff and personnel involved in this Agreement will at all times represent the Parties to this Agreement in a professional manner, and reflect the commitment of the Parties to quality services and customer satisfaction.
- d. The Parties agree that Summer Star Foundation shall have no responsibility with respect to the operation of the Nature Day Project and shall have no liability to any party relating to the operation of or any other aspect of said project.
- e. The commitment of personnel, facilities, supplies/materials and payments will be honored according to the timetable set forth in this Agreement, unless such timetable is modified in writing by the Parties.
- f. The Summer Star Foundation's obligation to make any future payments under this Agreement is conditioned on BPRD's fulfillment of its reporting obligations under this Agreement and its use of prior and future payments from Summer Star Foundation in accordance with the terms of this Agreement.
- g. The Parties acknowledge and agree that this Agreement may be enforced by BPRD and Summer Star Foundation.
- h. Each of the Parties represents and warrants that it has full power and authority to enter into this Agreement and the individuals signing on behalf of such party are duly authorized to do so.

9. Notice and Agreement Representatives:

- a. Notice regarding any significant concerns and/or breaches of this Agreement shall be given to the following persons at the addresses and/or numbers listed below:

Bloomington Parks and Recreation
Elizabeth Tompkins
Natural Resources Coordinator
Phone: 812-349-3759
Fax: 812-349-3705

Summer Star Foundation
Shalin Liu
P.O. Box 138
Belmont, MA 02478

AND

Barbara Freedman Wand, Esq.
Day Pitney LLP
One International Place
Boston, MA 02110
Phone: 617.345.4628
Fax: 413.241.8019

- b. Representatives for the day-to-day operations and implementation of this Agreement shall be:

Bloomington Parks and Recreation
Elizabeth Tompkins
Natural Resources Coordinator
Phone: 812-349-3759
Fax: 812-349-3705

Summer Star Foundation
Shalin Liu
P.O. Box 138
Belmont, MA 02478

AND

Barbara Freedman Wand, Esq.
Day Pitney LLP
One International Place
Boston, MA 02110
Phone: 617.345.4628
Fax: 413.241.8019

10. Termination:

This Agreement may only be terminated, except as expressly provided above, prior to its stated expiration in writing by the mutual agreement of the Parties and delivered to the Notice and Agreement Representatives listed in Paragraph 9. Upon such termination, all funds not used for the purposes set forth in this Agreement shall be returned to the Summer Star Foundation.

11. Option for Renewal:

The Parties have the option to renew this Agreement for any subsequent years by the mutual agreement of the Parties and upon the same terms as provided herein or such other terms as agreed to between the Parties. Such renewal must be in writing, signed by the Parties and delivered to the Notice and Agreement Representatives listed in Paragraph 9. This provision shall not be interpreted to impose any obligation on the Parties to renew this Agreement.

IN WITNESS WHEREOF, the Parties have signed this Agreement on the date first set forth above.

City of Bloomington Parks and
Recreation Department

Summer Star Foundation for Nature,
Art, and Humanity, Inc.


By:

By:

Paula McDevitt, Acting Director

Shalin Liu, President

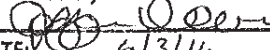
Leslie J. Coyne, Park Board President
Board of Park Commissioners





Philippa Guthrie, Corporation Counsel

CITY OF BLOOMINGTON
Controller

Reviewed by:


DATE: 6/3/16
FUND/ACCT: 201-18

CITY OF BLOOMINGTON
Legal Department
Reviewed By: 
DATE: <u>06/02/2016</u>



CITY OF BLOOMINGTON
parks and recreation

STAFF REPORT

Agenda Item: D-4
Date: 06-28-16

Administrator
Review\Approval
PM

TO: Board of Park Commissioners
FROM: Julie Ramey, Community Relations Manager
DATE: June 28, 2016
SUBJECT: **GOOGLE TREKKER LOAN PROGRAM AND BLOOMINGTON PARKS & RECREATION**

Background

Bloomington Parks and Recreation will this week be collecting imagery of local trails in partnership with Google Maps.

The Indiana Park and Recreation Association has borrowed Google's Trekker camera equipment, and is sharing it with parks departments across Indiana to capture their area's most unique locations. The images will be submitted for processing and future inclusion as panoramic images that everyone can see and enjoy on Street View in Google Maps.

By loaning the camera equipment to organizations around the world, Google can capture images from new locations more quickly, and improve their ability to make these images available online for all to enjoy.

Bloomington Parks and Recreation picked up the Google Trekker yesterday from Vigo County Parks, and will deliver it to Johnson County Parks at the end of the week. While the Google Trekker is in Bloomington, Parks and Recreation staff will hike to capture panoramic images of the Cascades Park Trail, the B-Line Trail, the Clear Creek Trail, the Jackson Creek Trail, and the Bloomington Rail Trail.

Follow the Google Trekker and find out where it is and what it's up to on Twitter: @INParkandRec or @BlmgtParksnRec

RESPECTFULLY SUBMITTED,

Julie Ramey, Community Relations Manager