



# City of Bloomington Common Council

## Legislative Packet

Containing legislation and materials related to:

Wednesday, 09 October 2024

Special Session at 6:30pm -  
Budget Adoption Meeting



# CITY OF BLOOMINGTON COMMON COUNCIL

AGENDA AND NOTICE:  
SPECIAL SESSION  
WEDNESDAY | 6:30 PM  
09 OCTOBER 2024

*Council Chambers (#115), Showers Building, 401 N. Morton Street  
The meeting may also be accessed at the following link:*

<https://bloomington.zoom.us/j/87954138889?pwd=oCawlbO83tATJOHw0cabOjbd3T4ahI.1>

## I. ROLL CALL

## II. AGENDA SUMMATION

## III. LEGISLATION FOR SECOND READINGS AND RESOLUTIONS

1. Appropriation Ordinance 2024-05 – An Ordinance for the Appropriations and Tax Rates (Establishing 2025 Civil City Budget for the City of Bloomington)

Committee Recommendation: None (No straw polls taken)

*Note: the City received a taxpayer objection petition to the Civil City budget on which the Common Council will hear testimony and consider the objections in the petition during consideration of this item.*

2. Appropriation Ordinance 2024-06 – An Ordinance Adopting a Budget for the Operation Maintenance, Debt Service, and Capital Improvements for the Water and Wastewater Utility Departments of the City of Bloomington, Indiana for the Year 2025

Committee Recommendation: None (No straw polls taken)

3. Appropriation Ordinance 2024-07 – Appropriations and Tax Rates for Bloomington Transportation Corporation for 2025

Committee Recommendation: None (No straw polls taken)

## IV. COUNCIL SCHEDULE

## V. ADJOURNMENT

Auxiliary aids are available upon request with adequate notice. To request an accommodation or for inquiries about accessibility, please call (812) 349-3409 or e-mail [council@bloomington.in.gov](mailto:council@bloomington.in.gov).

Posted: 04 October 2024



## MEMO FROM COUNCIL OFFICE ON BUDGET AND RELATED LEGISLATION:

**To:** Members of the Common Council

**From:** Ash Kulak, Deputy Council Administrator/Attorney

**Date:** September 20, 2024 (updated September 25; October 4; October 9, 2024)

**Re:** Three appropriation ordinances pertaining to the 2025 Budget for the City of Bloomington

---

### Relevant Materials

- Appropriation Ordinance 2024-05 – An Ordinance for Appropriations and Tax Rates (Establishing 2025 Civil City Budget for the City of Bloomington)
  - Budget Ordinance: Form 4
  - Notice to Taxpayers: Form 3
  - City Fund Financial Statement: Form 4B
  - City Revenue Estimates: Form 2
  - City Budget Estimate: Form 1
  - Positive Recommendation from FABTAC for CIB Budget
  - Mayor Kerry Thomson’s Closing Memo on the budget describing changes from August budget hearings
  - [*New Material*] Taxpayer Objection Petition to the Civil City Budget
- Appropriation Ordinance 2024-06 – An Ordinance Adopting a Budget for the Operation, Maintenance, Debt Service, and Capital Improvements for the Water and Wastewater Utility Departments of the City of Bloomington, Indiana for the Year 2025
- Appropriation Ordinance 2024-07 – Appropriations and Tax Rates for Bloomington Transportation Corporation for 2025
  - Transit Budget Ordinance: Form 4
  - Transit Notice to Taxpayers: Form 3
  - Transit Fund Financial Statement: Form 4B
  - Transit Revenue Estimates: Form 2
  - Transit Budget Estimate: Form 1
- Responses to Written Questions/Comments from the City Council submitted after Departmental Budget Hearings
  - Monday, August 26
  - Tuesday, August 27
  - Wednesday, August 28
  - Thursday, August 29
- 2025 New Full-Time Equivalent Positions
- 2025 ED LIT Comparison Chart

The [City Budget webpage](#) hosts additional budget information, materials, and resources, including approved budgets from previous years, materials and presentations from departmental budget hearings held in August, 2024, and links to more information related to the financial health of the City.



## Contacts

Kerry Thomson, Mayor, 812-349-3406, [mayor@bloomington.in.gov](mailto:mayor@bloomington.in.gov)

Gretchen Knapp, Deputy Mayor, 812-349-3406, [gretchen.knapp@bloomington.in.gov](mailto:gretchen.knapp@bloomington.in.gov)

Jessica McClellan, City Controller, 812-349-3412, [jessica.mcclellan@bloomington.in.gov](mailto:jessica.mcclellan@bloomington.in.gov)

Katherine Zaiger, Director, Utilities, 812-339-1444, [katherine.zaiger@bloomington.in.gov](mailto:katherine.zaiger@bloomington.in.gov)

John Connell, General Manager, 812-332-5688, [john.connell@bloomingtontransit.com](mailto:john.connell@bloomingtontransit.com)

## Schedule and Process for Council Consideration of 2024 Budget Legislation

The Common Council will be entering the second phase of its Budget Deliberations for 2025.

### Previously (as it has done since 2013), the Council:

- held four nights of Departmental Budget Hearings beginning in late August; and
- considered three appropriation ordinances for 2025 (“2025 budget legislation”) at a:
  - Special Session and Committee of the Whole on Wednesday, September 25<sup>th</sup> (which served as the statutorily-required public hearings on the budget ordinances for the City and Transit);

### Now the Council will:

- formally consider the 2025 budget legislation at a Special Session on Wednesday, October 9<sup>th</sup> (which serves as the State-designated “Adoption Hearing”).

The 2024 budget legislation included in this week’s packet is accompanied by supporting memos from the relevant City Department Heads. These memos document the changes made to the budget since the Departmental Budget Hearings. Note: there is no memo accompanying the Transit budget nor the Utilities budget as no changes have been made since they were presented to the Council in August.

## Update After September 25, 2024 Public Hearing

At 12:01 am on October 3, 2024, the City received a petition objecting to the Bloomington Civil City budget. A copy of that petition is included herein.

Indiana Code [6-1.1-17-5](#) outlines the process for taxpayer objections to a budget, tax rate, or tax levy of a political subdivision. First, ten or more taxpayers file an objection petition with the proper officers of the political subdivision not more than seven (7) days after the public hearing on the budget. The petition itself must specifically identify the provisions of the budget, tax rate, and tax levy to which the taxpayers object. If a petition is timely and properly filed, then the fiscal body of the political subdivision must adopt, along with its budget, findings concerning the objections in the petition and any testimony presented at the adoption hearing. The Indiana [Department of Local Government Finance Taxpayer Rights webpage](#) explains this process from the taxpayer perspective.

During the Council’s consideration of [Appropriation Ordinance 2024-05](#), the Council may wish to hear testimony from the petitioners and consider the objections in the petition. Should the Council hear the petition, the Council should adopt, along with the appropriation ordinance, written findings concerning the objections presented in the petition and any testimony presented and submit these findings as part of the budget upload process. The Council is under no obligation to change the budget in response to a taxpayer objection.





## 2024 Budget Legislation

For those members of the Council or the public interested in a detailed description of the budgeting process beyond what is described here, one available resource is a [2025 Budget Bulletin](#) published annually by Accelerate Indiana Municipalities (Aim). Please note that this guide to municipal budgeting is not limited to information relevant to second class cities (such as Bloomington). It contains a detailed narrative that discusses the Indiana municipal budgeting process, including how to determine expenses and revenues and how to balance the budget. Supplements in the bulletin describe specific components of a municipal budget.

The budgeting process begins long before the Council's formal consideration of the budget legislation. State law ([IC 36-4-7 et seq.](#)) provides that, before the submission of the notice of budget estimates required by [IC 6-1.1-17-3](#) (which contains information about the proposed budget, tax levies, and the time and place of required public hearings on the budget), each city shall formulate a budget estimate for the ensuing budget year in the following manner, according to [IC 36-4-7-6](#):

- (1) Each department head prepares for their department an estimate of the amount of money required for the ensuing budget year, stating in detail each category and item of expenditure the department head anticipates.
- (2) The city fiscal officer prepares an itemized estimate of a) revenues available for the ensuing budget year and b) expenditures for other purposes above the money proposed to be used by the departments.
- (3) The city executive meets with the department heads and the fiscal officer to review and revise their various estimates.
- (4) After the executive's review and revision, the fiscal officer prepares for the executive a report of the estimated department budgets, miscellaneous expenses, and revenues necessary or available to finance the estimates.

### Appropriation Ordinances 2024-05, 2024-06, and 2024-07

The Appropriation Ordinances for 2024 set forth the Civil City Budget (2024-05), Utilities Budget (2024-06), and Transit Budget (2024-07).

[IC 36-4-7-7](#) provides that, after the steps listed above, the controller presents the report of budget estimates to the Council. After reviewing the report, and following the required public hearings, the Council can adopt an ordinance making appropriations for the estimated department budgets and other municipal purposes during the ensuing budget year, which fixes the budgets, levies, and rate of taxation for raising revenue to meet the expenses for the budget year.



State law provides that the Council may only reduce, but not increase, any estimated item from the figure submitted in the report of the fiscal officer, unless the mayor also recommends an increase ([IC 36-4-7-7\(a\)](#)). An exception to this rule is the compensation for police and firefighters ([IC 36-8-3-3](#)), but please note that the City has local regulations that apply to collective bargaining with the police and fire unions (Fraternal Order of Police Lodge 88 and Bloomington Metropolitan Firefighters Local 586). The City has entered into contracts pursuant to these local provisions. State law also states that the Council shall promptly act on the appropriation ordinance(s).

If the Council does not pass an ordinance before November 2 fixing the rate of taxation and making appropriations for the estimated department budgets and other city purposes for the ensuing budget year, the most recent annual appropriations and annual tax levy are continued for the ensuing budget year ([IC 36-4-7-11](#)).

The approval of the Transit Budget, tax levy, and tax rates rests with the Council. Specifically, state law provides that the Council “shall review each budget and proposed tax levy and adopt a final budget and tax levy for the taxing unit. The fiscal body may reduce or modify but not increase the proposed budget or tax levy.” ([IC 6-1.1-17-20](#)). For that reason, the budget materials relevant to this review are included.

### 2025 Salary Ordinances

The administration has requested additional time to implement the results of the Crowe Study into the salary ordinances for 2025. For this reason, the salary ordinances for 2025 are NOT included in this week’s packet and instead will be coming to council along the following schedule:

- First Reading on October 16<sup>th</sup> and Second Reading on October 30<sup>th</sup>
  - Appointed Officers, Non-Union, and A.F.S.C.M.E. Employee Salaries
  - Police and Fire Department Salaries
- First Reading on December 4<sup>th</sup> and Second Reading on December 11<sup>th</sup>
  - Elected Officials Salaries

State law details how salaries for elected city officers ([IC 36-4-7-2](#)); appointive officers, deputies, and other employees ([IC 36-4-7-3](#)); and all members of the police and fire departments and other appointees ([IC 36-8-3-3](#)) should be fixed.

Pursuant to these statutes, compensation for appointive officers, deputies, and other city employees must be fixed by the city executive, subject to the approval of the legislative body, not later than November 1 of each year for the ensuing budget year. The Council may reduce but may not increase any compensation fixed by the executive. The city clerk may, with the approval of the legislative body, fix the salaries of deputies and employees appointed under [IC 36-4-11-4](#).

The annual compensation for all members of the police and fire departments and other appointees must be fixed by the legislative body not later than November 1 of each year for the ensuing budget year.



**City of Bloomington Indiana**

City Hall | 401 N. Morton St. | Post Office Box 100 | Bloomington, Indiana 47402

Office of the Common Council | (812) 349-3409 | Fax: (812) 349-3570 | email: [council@bloomington.in.gov](mailto:council@bloomington.in.gov)

Compensation for elected officials (Mayor, Clerk, and Councilmembers) must be fixed by the legislative body before the end of the year. Compensation for elected officials cannot be changed during the year for which it is fixed, nor may it be reduced below the amount fixed for the previous year.

# ORDINANCE OR RESOLUTION FOR APPROPRIATIONS AND TAX RATES

State Form 55865 (7-15)  
Approved by the State Board of Accounts, 2015  
Prescribed by the Department of Local Government Finance

Budget Form No. 4  
Generated 9/19/2024 2:54:41 PM

Ordinance / Resolution Number: 2024-05

Be it ordained/resolved by the **City of Bloomington Common Council** that for the expenses of **BLOOMINGTON CIVIL CITY** for the year ending December 31, **2025** the sums herein specified are hereby appropriated and ordered set apart out of the several funds herein named and for the purposes herein specified, subject to the laws governing the same. Such sums herein appropriated shall be held to include all expenditures authorized to be made during the year, unless otherwise expressly stipulated and provided for by law. In addition, for the purposes of raising revenue to meet the necessary expenses of **BLOOMINGTON CIVIL CITY**, the property tax levies and property tax rates as herein specified are included herein. Budget Form 4-B for all funds must be completed and submitted in the manner prescribed by the Department of Local Government Finance.

This ordinance/resolution shall be in full force and effect from and after its passage and approval by the **City of Bloomington Common Council**.

Name of Adopting Entity / Fiscal Body	Type of Adopting Entity / Fiscal Body	Date of Adoption
City of Bloomington Common Council	Common Council and Mayor	10/09/2024

Funds				
Fund Code	Fund Name	Adopted Budget	Adopted Tax Levy	Adopted Tax Rate
0061	RAINY DAY	\$0	\$0	0.0000
0101	GENERAL	\$70,149,858	\$28,304,974	0.6153
0104	REPAIR & REPLACEMENT	\$436,000	\$0	0.0000
0113	NONREVERTING	\$0	\$0	0.0000
0182	BOND #2	\$806,163	\$750,446	0.0163
0183	BOND #3	\$507,168	\$475,325	0.0103
0184	BOND #4	\$1,118,594	\$1,042,507	0.0227
0185	BOND #5	\$4,500,000	\$4,500,000	0.0978
0203	SELF INSURANCE	\$954,812	\$0	0.0000
0341	FIRE PENSION	\$2,150,737	\$0	0.0000
0342	POLICE PENSION	\$1,452,526	\$0	0.0000
0706	LOCAL ROAD & STREET	\$1,500,000	\$0	0.0000
0708	MOTOR VEHICLE HIGHWAY	\$4,934,870	\$0	0.0000
1146	COMMUNICATIONS CENTER	\$695,546	\$0	0.0000
1151	CONTINUING EDUCATION	\$50,500	\$0	0.0000
1301	PARK & RECREATION	\$12,216,179	\$8,900,000	0.1935
1380	PARK BOND	\$739,107	\$689,892	0.0150
1381	PARK BOND #2	\$1,118,594	\$1,043,313	0.0227
2141	PARKING METER	\$4,023,552	\$0	0.0000
2379	CUMULATIVE CAPITAL IMP (CIG TAX)	\$115,900	\$0	0.0000
2391	CUMULATIVE CAPITAL DEVELOPMENT	\$3,006,764	\$2,639,367	0.0478
6301	TRANSPORTATION	\$808,810	\$0	0.0000
6401	SANITATION	\$3,842,455	\$0	0.0000
		<b>\$115,128,135</b>	<b>\$48,345,824</b>	<b>1.0414</b>

# ORDINANCE OR RESOLUTION FOR APPROPRIATIONS AND TAX RATES

State Form 55865 (7-15)  
Approved by the State Board of Accounts, 2015  
Prescribed by the Department of Local Government Finance

Budget Form No. 4  
Generated 9/19/2024 2:54:41 PM

Home-Ruled Funds (Not Reviewed by DLGF)		
Fund Code	Fund Name	Adopted Budget
9500	Fleet Maintenance	\$4,223,298
9501	Dispatch Training	\$17,000
9502	Parking Facilities	\$2,452,926
9504	Electronic Map Generation	\$100
9505	Public Safety Local Income Tax	\$8,838,032
9506	Housing Trust (F905)(Ord17-03)	\$1,150,000
9507	Enhanced Access F410	\$10
9508	Cc Jack Hopkins Social Services NR (F270) 17-42	\$500,000
9509	Food & Beverage Tax (F152)	\$899,400
9510	Motor Vehicle Highway Restricted (456)	\$2,063,582
9511	IFA CoronaVirus Relief Fnd21.019 F160	\$0
9512	ARPA Covid Local Fiscal Recovery F176	\$0
9513	LIT – Economic Development	\$16,304,176
9514	Digital Equity Fund F457	\$96,530
		<b>\$36,545,054</b>

# ORDINANCE OR RESOLUTION FOR APPROPRIATIONS AND TAX RATES

State Form 55865 (7-15)  
Approved by the State Board of Accounts, 2015  
Prescribed by the Department of Local Government Finance

Budget Form No. 4  
Generated 9/19/2024 2:54:41 PM

Name		Signature
Isabel Piedmont-Smith	Aye <input type="checkbox"/> Nay <input type="checkbox"/> Abstain <input type="checkbox"/>	
Kate Rosenbarger	Aye <input type="checkbox"/> Nay <input type="checkbox"/> Abstain <input type="checkbox"/>	
Hopi Stosberg	Aye <input type="checkbox"/> Nay <input type="checkbox"/> Abstain <input type="checkbox"/>	
Dave Rollo	Aye <input type="checkbox"/> Nay <input type="checkbox"/> Abstain <input type="checkbox"/>	
Courtney Daily	Aye <input type="checkbox"/> Nay <input type="checkbox"/> Abstain <input type="checkbox"/>	
Sydney Zulich	Aye <input type="checkbox"/> Nay <input type="checkbox"/> Abstain <input type="checkbox"/>	
Andy Ruff	Aye <input type="checkbox"/> Nay <input type="checkbox"/> Abstain <input type="checkbox"/>	
Matt Flaherty	Aye <input type="checkbox"/> Nay <input type="checkbox"/> Abstain <input type="checkbox"/>	
Isak Nti Asare	Aye <input type="checkbox"/> Nay <input type="checkbox"/> Abstain <input type="checkbox"/>	

## ATTEST

Name	Title	Signature
Nicole Bolden	City Clerk	

## MAYOR ACTION (For City use only)

Name		Signature	Date
Kerry Thomson	Approve <input type="checkbox"/> Veto <input type="checkbox"/>		

In accordance with IC 6-1.1-17-16(k), we state our intent to issue debt after December 1 and before January 1

Yes ☒ No ☐

In accordance with IC 6-1.1-17-16(k), we state our intent to file a shortfall appeal after December 1 and before December 31

Yes ☐ No ☒



## NOTICE TO TAXPAYERS

The Notice to Taxpayers is available online at [www.budgetnotices.in.gov](http://www.budgetnotices.in.gov) or by calling (888) 739-9826.

Complete details of budget estimates by fund and/or department may be seen by visiting the office of this unit of government at **401 N Morton St Bloomington IN 47404, Council Chambers Suite 115.**

Notice is hereby given to taxpayers of **BLOOMINGTON CIVIL CITY, Monroe County, Indiana** that the proper officers of **Bloomington Civil City** will conduct a public hearing on the year **2025** budget. Following this meeting, any ten or more taxpayers may object to a budget, tax rate, or tax levy by filing an objection petition with the proper officers of **Bloomington Civil City** not more than seven days after the hearing. The objection petition must identify the provisions of the budget, tax rate, or tax levy to which taxpayers object. If a petition is filed, **Bloomington Civil City** shall adopt with the budget a finding concerning the objections in the petition and testimony presented. Following the aforementioned hearing, the proper officers of **Bloomington Civil City** will meet to adopt the following budget:

Public Hearing Date	Wednesday, September 25, 2024	Adoption Meeting Date	Wednesday, October 9, 2024
Public Hearing Time	6:30 PM	Adoption Meeting Time	6:30 PM
Public Hearing Location	401 N Morton St Bloomington IN 47404	Adoption Meeting Location	401 N Morton St Bloomington IN 47404, Council Chambers Suite 115
Estimated Civil Max Levy	\$39,539,691		
Property Tax Cap Credit Estimate	\$160,000		

Special Notes:	Both the Public Hearing and Adoption Meeting will be held in Council Chambers (Suite #115) at 401 N Morton St, Bloomington IN. The meetings may also be accessed electronically via Zoom at the following meeting links: September 25: <a href="https://bloomington.zoom.us/j/81876517534?pwd=3mS0tUcJnpbYAotaHi8EWhATcW9AvZ.1">https://bloomington.zoom.us/j/81876517534?pwd=3mS0tUcJnpbYAotaHi8EWhATcW9AvZ.1</a> October 9: <a href="https://bloomington.zoom.us/j/87954138889?pwd=oCawlbO83tATJOHw0cabOjbd3T4ah.1">https://bloomington.zoom.us/j/87954138889?pwd=oCawlbO83tATJOHw0cabOjbd3T4ah.1</a>
----------------	---

1 Fund Name	2 Budget Estimate	3 Maximum Estimated Funds to be Raised (including appeals and levies exempt from maximum levy limitations)	4 Excessive Levy Appeals	5 Current Tax Levy	6 Levy Percentage Difference (Column 3 / Column 5)
0061-RAINY DAY	\$0	\$0	\$0	\$0	
0101-GENERAL	\$70,149,858	\$28,304,974	\$0	\$27,830,606	1.70%
0104-REPAIR & REPLACEMENT	\$436,000	\$0	\$0	\$0	
0113-NONREVERTING	\$0	\$0	\$0	\$0	
0182-BOND #2	\$806,163	\$750,446	\$0	\$753,766	-0.44%
0183-BOND #3	\$507,168	\$475,325	\$0	\$489,458	-2.89%
0184-BOND #4	\$1,118,594	\$1,042,507	\$0	\$1,111,071	-6.17%

0185-BOND #5	\$4,500,000	\$4,600,000	\$0	\$0	
0203-SELF INSURANCE	\$954,812	\$0	\$0	\$0	
0341-FIRE PENSION	\$2,150,737	\$0	\$0	\$0	
0342-POLICE PENSION	\$1,452,526	\$0	\$0	\$0	
0706-LOCAL ROAD & STREET	\$1,500,000	\$0	\$0	\$0	
0708-MOTOR VEHICLE HIGHWAY	\$4,934,870	\$0	\$0	\$0	
1146-COMMUNICATIONS CENTER	\$695,546	\$0	\$0	\$0	
1151-CONTINUING EDUCATION	\$50,500	\$0	\$0	\$0	
1301-PARK & RECREATION	\$12,216,179	\$8,900,000	\$0	\$7,939,016	12.10%
1380-PARK BOND	\$739,107	\$689,892	\$0	\$704,820	-2.12%
1381-PARK BOND #2	\$1,118,594	\$1,043,313	\$0	\$1,101,281	-5.26%
2141-PARKING METER	\$4,023,552	\$0	\$0	\$0	
2379-CUMULATIVE CAPITAL IMP (CIG TAX)	\$115,900	\$0	\$0	\$0	
2391-CUMULATIVE CAPITAL DEVELOPMENT	\$3,006,764	\$2,639,367	\$0	\$2,334,717	13.05%
6301-TRANSPORTATION	\$808,810	\$0	\$0	\$0	
6401-SANITATION	\$3,842,455	\$0	\$0	\$0	
9500-Fleet Maintenance	\$4,223,298	\$0	\$0	\$0	
9501-Dispatch Training	\$17,000	\$0	\$0	\$0	
9502-Parking Facilities	\$2,452,926	\$0	\$0	\$0	
9504-Electronic Map Generation	\$100	\$0	\$0	\$0	
9505-Public Safety Local Income Tax	\$8,838,032	\$0	\$0	\$0	
9506-Housing Trust (F905) (Ord17-03)	\$1,150,000	\$0	\$0	\$0	
9507-Enhanced Access F410	\$10	\$0	\$0	\$0	
9508-Cc Jack Hopkins Social Services NR (F270) 17-42	\$500,000	\$0	\$0	\$0	
9509-Food & Beverage Tax (F152)	\$899,400	\$0	\$0	\$0	
9510-Motor Vehicle Highway Restricted (456)	\$2,063,582	\$0	\$0	\$0	



9511-IFA CoronaVirus Relief Fnd21.019 F160	\$0	\$0	\$0	\$0	
9512-ARPA Covid Local Fiscal Recovery F176	\$0	\$0	\$0	\$0	
9513- LIT – Economic Development	\$16,304,176	\$0	\$0	\$0	
9514-Digital Equity Fund F457	\$96,530	\$0	\$0	\$0	
<b>Totals</b>	<b>\$151,673,189</b>	<b>\$48,445,824</b>	<b>\$0</b>	<b>\$42,264,735</b>	

**Budget Estimate - Financial Statement-Proposed Tax Rate**

Taxing Unit: 0113 - BLOOMINGTON CIVIL CITY

Fund Name: 0061 - RAINY DAY

County: 53 - Monroe County

Year: 2025

<b>July to December - 2024</b>	
Cash Balance and Revenues	
1. June 30th Cash Balance	\$3,133,726
2. Property Taxes To be Collected	\$0
3. Miscellaneous Revenue	\$72,000
4. Total Cash and Revenues	\$3,205,726
Expenses	
5. Necessary Expenditures	\$0
6. Additional Appropriations	\$0
7. Outstanding Temporary Loans and Transfers	\$0
7a). Transfers Out and Outstanding Temporary Loans	\$0
7b). Reserved	\$0
7c). School Transfers	\$0
8. Total Expenses required	\$0
9. Estimated December 31st 2024 Cash Balance (Line 4 - 8)	\$3,205,726

<b>Budget Year - 2025</b>		
Revenues	Advertised Amount	Adopted Amount
10. Reserved for DLGF Application of Levy Excess		
11. Property Tax Levy	\$0	\$0
12. Property Tax Cap Impact	\$0	\$0
13. Miscellaneous	\$176,451	\$176,451
14. Budget Year Total Revenues	\$176,451	\$176,451
Expenses	Advertised Amount	Adopted Amount
15. 2025 Budget Estimate	\$0	\$0
16. Outstanding Temporary Loans and Transfers	\$0	\$0
16a). Transfers Out and Outstanding Temporary Loans	\$0	\$0
16b). Reserved	\$0	\$0
16c). School Transfers	\$0	\$0
17. Total 2025 Expenses	\$0	\$0
18. Operating Balance - Estimated December 31st 2025 Cash Balance (Line 9 + 14 - 17)	\$3,382,177	\$3,382,177

	Advertised Amount	Adopted Amount
Net Assessed Value	\$4,600,000,000	\$4,600,000,000
Property Tax Rate	0.0000	0.0000

**Budget Estimate - Financial Statement-Proposed Tax Rate**

Taxing Unit: 0113 - BLOOMINGTON CIVIL CITY

Fund Name: 0101 - GENERAL

County: 53 - Monroe County

Year: 2025

<b>July to December - 2024</b>	
Cash Balance and Revenues	
1. June 30th Cash Balance	\$59,118,488
2. Property Taxes To be Collected	\$12,392,376
3. Miscellaneous Revenue	\$12,690,034
4. Total Cash and Revenues	\$84,200,898
Expenses	
5. Necessary Expenditures	\$32,349,534
6. Additional Appropriations	\$0
7. Outstanding Temporary Loans and Transfers	\$0
7a). Transfers Out and Outstanding Temporary Loans	\$0
7b). Reserved	\$0
7c). School Transfers	\$0
8. Total Expenses required	\$32,349,534
9. Estimated December 31st 2024 Cash Balance (Line 4 - 8)	\$51,851,364

<b>Budget Year - 2025</b>		
Revenues	Advertised Amount	Adopted Amount
10. Reserved for DLGF Application of Levy Excess		
11. Property Tax Levy	\$28,304,974	\$28,304,974
12. Property Tax Cap Impact	\$113,662	\$113,662
13. Miscellaneous	\$29,860,699	\$29,860,699
14. Budget Year Total Revenues	\$58,052,011	\$58,052,011
Expenses	Advertised Amount	Adopted Amount
15. 2025 Budget Estimate	\$70,149,858	\$70,149,858
16. Outstanding Temporary Loans and Transfers	\$0	\$0
16a). Transfers Out and Outstanding Temporary Loans	\$0	\$0
16b). Reserved	\$0	\$0
16c). School Transfers	\$0	\$0
17. Total 2025 Expenses	\$70,149,858	\$70,149,858
18. Operating Balance - Estimated December 31st 2025 Cash Balance (Line 9 + 14 - 17)	\$39,753,517	\$39,753,517

	Advertised Amount	Adopted Amount
Net Assessed Value	\$4,600,000,000	\$4,600,000,000
Property Tax Rate	0.6153	0.6153

**Budget Estimate - Financial Statement-Proposed Tax Rate**

Taxing Unit: 0113 - BLOOMINGTON CIVIL CITY

Fund Name: 0104 - REPAIR &amp; REPLACEMENT

County: 53 - Monroe County

Year: 2025

<b>July to December - 2024</b>	
Cash Balance and Revenues	
1. June 30th Cash Balance	\$1,109,388
2. Property Taxes To be Collected	\$0
3. Miscellaneous Revenue	\$0
4. Total Cash and Revenues	\$1,109,388
Expenses	
5. Necessary Expenditures	\$653,048
6. Additional Appropriations	\$0
7. Outstanding Temporary Loans and Transfers	\$0
7a). Transfers Out and Outstanding Temporary Loans	\$0
7b). Reserved	\$0
7c). School Transfers	\$0
8. Total Expenses required	\$653,048
9. Estimated December 31st 2024 Cash Balance (Line 4 - 8)	\$456,340

<b>Budget Year - 2025</b>		
Revenues	Advertised Amount	Adopted Amount
10. Reserved for DLGF Application of Levy Excess		
11. Property Tax Levy	\$0	\$0
12. Property Tax Cap Impact	\$0	\$0
13. Miscellaneous	\$352,500	\$352,500
14. Budget Year Total Revenues	\$352,500	\$352,500
Expenses	Advertised Amount	Adopted Amount
15. 2025 Budget Estimate	\$436,000	\$436,000
16. Outstanding Temporary Loans and Transfers	\$0	\$0
16a). Transfers Out and Outstanding Temporary Loans	\$0	\$0
16b). Reserved	\$0	\$0
16c). School Transfers	\$0	\$0
17. Total 2025 Expenses	\$436,000	\$436,000
18. Operating Balance - Estimated December 31st 2025 Cash Balance (Line 9 + 14 - 17)	\$372,840	\$372,840

	Advertised Amount	Adopted Amount
Net Assessed Value	\$4,600,000,000	\$4,600,000,000
Property Tax Rate	0.0000	0.0000

**Budget Estimate - Financial Statement-Proposed Tax Rate**

Taxing Unit: 0113 - BLOOMINGTON CIVIL CITY

Fund Name: 0113 - NONREVERTING

County: 53 - Monroe County

Year: 2025

<b>July to December - 2024</b>	
Cash Balance and Revenues	
1. June 30th Cash Balance	\$68,443
2. Property Taxes To be Collected	\$0
3. Miscellaneous Revenue	\$0
4. Total Cash and Revenues	\$68,443
Expenses	
5. Necessary Expenditures	\$3,000
6. Additional Appropriations	\$0
7. Outstanding Temporary Loans and Transfers	\$0
7a). Transfers Out and Outstanding Temporary Loans	\$0
7b). Reserved	\$0
7c). School Transfers	\$0
8. Total Expenses required	\$3,000
9. Estimated December 31st 2024 Cash Balance (Line 4 - 8)	\$65,443

<b>Budget Year - 2025</b>		
Revenues	Advertised Amount	Adopted Amount
10. Reserved for DLGF Application of Levy Excess		
11. Property Tax Levy	\$0	\$0
12. Property Tax Cap Impact	\$0	\$0
13. Miscellaneous	\$0	\$0
14. Budget Year Total Revenues	\$0	\$0
Expenses	Advertised Amount	Adopted Amount
15. 2025 Budget Estimate	\$0	\$0
16. Outstanding Temporary Loans and Transfers	\$0	\$0
16a). Transfers Out and Outstanding Temporary Loans	\$0	\$0
16b). Reserved	\$0	\$0
16c). School Transfers	\$0	\$0
17. Total 2025 Expenses	\$0	\$0
18. Operating Balance - Estimated December 31st 2025 Cash Balance (Line 9 + 14 - 17)	\$65,443	\$65,443

	Advertised Amount	Adopted Amount
Net Assessed Value	\$4,600,000,000	\$4,600,000,000
Property Tax Rate	0.0000	0.0000

**Budget Estimate - Financial Statement-Proposed Tax Rate**

Taxing Unit: 0113 - BLOOMINGTON CIVIL CITY

Fund Name: 0182 - BOND #2

County: 53 - Monroe County

Year: 2025

<b>July to December - 2024</b>	
Cash Balance and Revenues	
1. June 30th Cash Balance	\$161,335
2. Property Taxes To be Collected	\$335,611
3. Miscellaneous Revenue	\$23,095
4. Total Cash and Revenues	\$520,041
Expenses	
5. Necessary Expenditures	\$391,256
6. Additional Appropriations	\$0
7. Outstanding Temporary Loans and Transfers	\$0
7a). Transfers Out and Outstanding Temporary Loans	\$0
7b). Reserved	\$0
7c). School Transfers	\$0
8. Total Expenses required	\$391,256
9. Estimated December 31st 2024 Cash Balance (Line 4 - 8)	\$128,785

<b>Budget Year - 2025</b>		
Revenues	Advertised Amount	Adopted Amount
10. Reserved for DLGF Application of Levy Excess		
11. Property Tax Levy	\$750,446	\$750,446
12. Property Tax Cap Impact	\$0	\$0
13. Miscellaneous	\$44,673	\$44,673
14. Budget Year Total Revenues	\$795,119	\$795,119
Expenses	Advertised Amount	Adopted Amount
15. 2025 Budget Estimate	\$806,163	\$806,163
16. Outstanding Temporary Loans and Transfers	\$0	\$0
16a). Transfers Out and Outstanding Temporary Loans	\$0	\$0
16b). Reserved	\$0	\$0
16c). School Transfers	\$0	\$0
17. Total 2025 Expenses	\$806,163	\$806,163
18. Operating Balance - Estimated December 31st 2025 Cash Balance (Line 9 + 14 - 17)	\$117,741	\$117,741

	Advertised Amount	Adopted Amount
Net Assessed Value	\$4,600,000,000	\$4,600,000,000
Property Tax Rate	0.0163	0.0163

**Budget Estimate - Financial Statement-Proposed Tax Rate**

Taxing Unit: 0113 - BLOOMINGTON CIVIL CITY

Fund Name: 0183 - BOND #3

County: 53 - Monroe County

Year: 2025

<b>July to December - 2024</b>	
Cash Balance and Revenues	
1. June 30th Cash Balance	\$103,636
2. Property Taxes To be Collected	\$217,944
3. Miscellaneous Revenue	\$14,997
4. Total Cash and Revenues	\$336,577
Expenses	
5. Necessary Expenditures	\$258,909
6. Additional Appropriations	\$0
7. Outstanding Temporary Loans and Transfers	\$0
7a). Transfers Out and Outstanding Temporary Loans	\$0
7b). Reserved	\$0
7c). School Transfers	\$0
8. Total Expenses required	\$258,909
9. Estimated December 31st 2024 Cash Balance (Line 4 - 8)	\$77,668

<b>Budget Year - 2025</b>		
Revenues	Advertised Amount	Adopted Amount
10. Reserved for DLGF Application of Levy Excess		
11. Property Tax Levy	\$475,325	\$475,325
12. Property Tax Cap Impact	\$0	\$0
13. Miscellaneous	\$29,009	\$29,009
14. Budget Year Total Revenues	\$504,334	\$504,334
Expenses	Advertised Amount	Adopted Amount
15. 2025 Budget Estimate	\$507,168	\$507,168
16. Outstanding Temporary Loans and Transfers	\$0	\$0
16a). Transfers Out and Outstanding Temporary Loans	\$0	\$0
16b). Reserved	\$0	\$0
16c). School Transfers	\$0	\$0
17. Total 2025 Expenses	\$507,168	\$507,168
18. Operating Balance - Estimated December 31st 2025 Cash Balance (Line 9 + 14 - 17)	\$74,834	\$74,834

	Advertised Amount	Adopted Amount
Net Assessed Value	\$4,600,000,000	\$4,600,000,000
Property Tax Rate	0.0103	0.0103

**Budget Estimate - Financial Statement-Proposed Tax Rate**

Taxing Unit: 0113 - BLOOMINGTON CIVIL CITY

Fund Name: 0184 - BOND #4

County: 53 - Monroe County

Year: 2025

<b>July to December - 2024</b>	
Cash Balance and Revenues	
1. June 30th Cash Balance	\$211,950
2. Property Taxes To be Collected	\$494,711
3. Miscellaneous Revenue	\$34,044
4. Total Cash and Revenues	\$740,705
Expenses	
5. Necessary Expenditures	\$562,481
6. Additional Appropriations	\$0
7. Outstanding Temporary Loans and Transfers	\$0
7a). Transfers Out and Outstanding Temporary Loans	\$0
7b). Reserved	\$0
7c). School Transfers	\$0
8. Total Expenses required	\$562,481
9. Estimated December 31st 2024 Cash Balance (Line 4 - 8)	\$178,224

<b>Budget Year - 2025</b>		
Revenues	Advertised Amount	Adopted Amount
10. Reserved for DLGF Application of Levy Excess		
11. Property Tax Levy	\$1,042,507	\$1,042,507
12. Property Tax Cap Impact	\$0	\$0
13. Miscellaneous	\$65,851	\$65,851
14. Budget Year Total Revenues	\$1,108,358	\$1,108,358
Expenses	Advertised Amount	Adopted Amount
15. 2025 Budget Estimate	\$1,118,594	\$1,118,594
16. Outstanding Temporary Loans and Transfers	\$0	\$0
16a). Transfers Out and Outstanding Temporary Loans	\$0	\$0
16b). Reserved	\$0	\$0
16c). School Transfers	\$0	\$0
17. Total 2025 Expenses	\$1,118,594	\$1,118,594
18. Operating Balance - Estimated December 31st 2025 Cash Balance (Line 9 + 14 - 17)	\$167,988	\$167,988

	Advertised Amount	Adopted Amount
Net Assessed Value	\$4,600,000,000	\$4,600,000,000
Property Tax Rate	0.0227	0.0227



**Budget Estimate - Financial Statement - Proposed Tax Rate**

Taxing Unit: 0113 - BLOOMINGTON CIVIL CITY

Fund Name: 0185 - BOND #5

County: 53 - Monroe County

Year: 2025

July to December - 2024	
Cash Balance and Revenues	
1. June 30th Cash Balance	\$0
2. Property Taxes To be Collected	\$0
3. Miscellaneous Revenue	\$0
4. Total Cash and Revenues	\$0
Expenses	
5. Necessary Expenditures	\$0
6. Additional Appropriations	\$0
7. Outstanding Temporary Loans and Transfers	\$0
7a). Transfers Out and Outstanding Temporary Loans	\$0
7b). Reserved	\$0
7c). School Transfers	\$0
8. Total Expenses required	\$0
9. Estimated December 31st 2024 Cash Balance (Line 4 - 8)	\$0

Budget Year - 2025		
Revenues	Advertised Amount	Adopted Amount
10. Reserved for DLGF Application of Levy Excess		
11. Property Tax Levy	\$4,500,000	\$4,500,000
12. Property Tax Cap Impact	\$0	\$0
13. Miscellaneous	\$0	\$0
14. Budget Year Total Revenues	\$4,500,000	\$4,500,000
Expenses	Advertised Amount	Adopted Amount
15. 2025 Budget Estimate	\$4,500,000	\$4,500,000
16. Outstanding Temporary Loans and Transfers	\$0	\$0
16a). Transfers Out and Outstanding Temporary Loans	\$0	\$0
16b). Reserved	\$0	\$0
16c). School Transfers	\$0	\$0
17. Total 2025 Expenses	\$4,500,000	\$4,500,000
18. Operating Balance - Estimated December 31st 2025 Cash Balance (Line 9 + 14 - 17)	\$0	\$0

	Advertised Amount	Adopted Amount
Net Assessed Value	\$4,600,000,000	\$4,600,000,000
Property Tax Rate	0.0978	0.0978

**Budget Estimate - Financial Statement-Proposed Tax Rate**

Taxing Unit: 0113 - BLOOMINGTON CIVIL CITY

Fund Name: 0203 - SELF INSURANCE

County: 53 - Monroe County

Year: 2025

<b>July to December - 2024</b>	
Cash Balance and Revenues	
1. June 30th Cash Balance	\$126,398
2. Property Taxes To be Collected	\$0
3. Miscellaneous Revenue	\$794,068
4. Total Cash and Revenues	\$920,466
Expenses	
5. Necessary Expenditures	\$674,503
6. Additional Appropriations	\$0
7. Outstanding Temporary Loans and Transfers	\$0
7a). Transfers Out and Outstanding Temporary Loans	\$0
7b). Reserved	\$0
7c). School Transfers	\$0
8. Total Expenses required	\$674,503
9. Estimated December 31st 2024 Cash Balance (Line 4 - 8)	\$245,963

<b>Budget Year - 2025</b>		
Revenues	Advertised Amount	Adopted Amount
10. Reserved for DLGF Application of Levy Excess		
11. Property Tax Levy	\$0	\$0
12. Property Tax Cap Impact	\$0	\$0
13. Miscellaneous	\$932,201	\$932,201
14. Budget Year Total Revenues	\$932,201	\$932,201
Expenses	Advertised Amount	Adopted Amount
15. 2025 Budget Estimate	\$954,812	\$954,812
16. Outstanding Temporary Loans and Transfers	\$0	\$0
16a). Transfers Out and Outstanding Temporary Loans	\$0	\$0
16b). Reserved	\$0	\$0
16c). School Transfers	\$0	\$0
17. Total 2025 Expenses	\$954,812	\$954,812
18. Operating Balance - Estimated December 31st 2025 Cash Balance (Line 9 + 14 - 17)	\$223,352	\$223,352

	Advertised Amount	Adopted Amount
Net Assessed Value	\$4,600,000,000	\$4,600,000,000
Property Tax Rate	0.0000	0.0000

**Budget Estimate - Financial Statement-Proposed Tax Rate**

Taxing Unit: 0113 - BLOOMINGTON CIVIL CITY

Fund Name: 0341 - FIRE PENSION

County: 53 - Monroe County

Year: 2025

<b>July to December - 2024</b>	
Cash Balance and Revenues	
1. June 30th Cash Balance	\$1,658,510
2. Property Taxes To be Collected	\$0
3. Miscellaneous Revenue	\$1,311,264
4. Total Cash and Revenues	\$2,969,774
Expenses	
5. Necessary Expenditures	\$1,273,818
6. Additional Appropriations	\$0
7. Outstanding Temporary Loans and Transfers	\$0
7a). Transfers Out and Outstanding Temporary Loans	\$0
7b). Reserved	\$0
7c). School Transfers	\$0
8. Total Expenses required	\$1,273,818
9. Estimated December 31st 2024 Cash Balance (Line 4 - 8)	\$1,695,956

<b>Budget Year - 2025</b>		
Revenues	Advertised Amount	Adopted Amount
10. Reserved for DLGF Application of Levy Excess		
11. Property Tax Levy	\$0	\$0
12. Property Tax Cap Impact	\$0	\$0
13. Miscellaneous	\$2,155,000	\$2,155,000
14. Budget Year Total Revenues	\$2,155,000	\$2,155,000
Expenses	Advertised Amount	Adopted Amount
15. 2025 Budget Estimate	\$2,150,737	\$2,150,737
16. Outstanding Temporary Loans and Transfers	\$0	\$0
16a). Transfers Out and Outstanding Temporary Loans	\$0	\$0
16b). Reserved	\$0	\$0
16c). School Transfers	\$0	\$0
17. Total 2025 Expenses	\$2,150,737	\$2,150,737
18. Operating Balance - Estimated December 31st 2025 Cash Balance (Line 9 + 14 - 17)	\$1,700,219	\$1,700,219

	Advertised Amount	Adopted Amount
Net Assessed Value	\$4,600,000,000	\$4,600,000,000
Property Tax Rate	0.0000	0.0000

**Budget Estimate - Financial Statement-Proposed Tax Rate**

Taxing Unit: 0113 - BLOOMINGTON CIVIL CITY

Fund Name: 0342 - POLICE PENSION

County: 53 - Monroe County

Year: 2025

<b>July to December - 2024</b>	
Cash Balance and Revenues	
1. June 30th Cash Balance	\$1,127,734
2. Property Taxes To be Collected	\$0
3. Miscellaneous Revenue	\$865,520
4. Total Cash and Revenues	\$1,993,254
Expenses	
5. Necessary Expenditures	\$848,723
6. Additional Appropriations	\$0
7. Outstanding Temporary Loans and Transfers	\$0
7a). Transfers Out and Outstanding Temporary Loans	\$0
7b). Reserved	\$0
7c). School Transfers	\$0
8. Total Expenses required	\$848,723
9. Estimated December 31st 2024 Cash Balance (Line 4 - 8)	\$1,144,531

<b>Budget Year - 2025</b>		
Revenues	Advertised Amount	Adopted Amount
10. Reserved for DLGF Application of Levy Excess		
11. Property Tax Levy	\$0	\$0
12. Property Tax Cap Impact	\$0	\$0
13. Miscellaneous	\$1,500,000	\$1,500,000
14. Budget Year Total Revenues	\$1,500,000	\$1,500,000
Expenses	Advertised Amount	Adopted Amount
15. 2025 Budget Estimate	\$1,452,526	\$1,452,526
16. Outstanding Temporary Loans and Transfers	\$0	\$0
16a). Transfers Out and Outstanding Temporary Loans	\$0	\$0
16b). Reserved	\$0	\$0
16c). School Transfers	\$0	\$0
17. Total 2025 Expenses	\$1,452,526	\$1,452,526
18. Operating Balance - Estimated December 31st 2025 Cash Balance (Line 9 + 14 - 17)	\$1,192,005	\$1,192,005

	Advertised Amount	Adopted Amount
Net Assessed Value	\$4,600,000,000	\$4,600,000,000
Property Tax Rate	0.0000	0.0000

**Budget Estimate - Financial Statement-Proposed Tax Rate**

Taxing Unit: 0113 - BLOOMINGTON CIVIL CITY

Fund Name: 0706 - LOCAL ROAD &amp; STREET

County: 53 - Monroe County

Year: 2025

<b>July to December - 2024</b>	
Cash Balance and Revenues	
1. June 30th Cash Balance	\$1,326,118
2. Property Taxes To be Collected	\$0
3. Miscellaneous Revenue	\$544,362
4. Total Cash and Revenues	\$1,870,480
Expenses	
5. Necessary Expenditures	\$1,178,218
6. Additional Appropriations	\$0
7. Outstanding Temporary Loans and Transfers	\$0
7a). Transfers Out and Outstanding Temporary Loans	\$0
7b). Reserved	\$0
7c). School Transfers	\$0
8. Total Expenses required	\$1,178,218
9. Estimated December 31st 2024 Cash Balance (Line 4 - 8)	\$692,262

<b>Budget Year - 2025</b>		
Revenues	Advertised Amount	Adopted Amount
10. Reserved for DLGF Application of Levy Excess		
11. Property Tax Levy	\$0	\$0
12. Property Tax Cap Impact	\$0	\$0
13. Miscellaneous	\$1,088,723	\$1,088,723
14. Budget Year Total Revenues	\$1,088,723	\$1,088,723
Expenses	Advertised Amount	Adopted Amount
15. 2025 Budget Estimate	\$1,500,000	\$1,500,000
16. Outstanding Temporary Loans and Transfers	\$0	\$0
16a). Transfers Out and Outstanding Temporary Loans	\$0	\$0
16b). Reserved	\$0	\$0
16c). School Transfers	\$0	\$0
17. Total 2025 Expenses	\$1,500,000	\$1,500,000
18. Operating Balance - Estimated December 31st 2025 Cash Balance (Line 9 + 14 - 17)	\$280,985	\$280,985

	Advertised Amount	Adopted Amount
Net Assessed Value	\$4,600,000,000	\$4,600,000,000
Property Tax Rate	0.0000	0.0000

**Budget Estimate - Financial Statement-Proposed Tax Rate**

Taxing Unit: 0113 - BLOOMINGTON CIVIL CITY

Fund Name: 0708 - MOTOR VEHICLE HIGHWAY

County: 53 - Monroe County

Year: 2025

<b>July to December - 2024</b>	
Cash Balance and Revenues	
1. June 30th Cash Balance	\$2,654,869
2. Property Taxes To be Collected	\$0
3. Miscellaneous Revenue	\$1,914,509
4. Total Cash and Revenues	\$4,569,378
Expenses	
5. Necessary Expenditures	\$2,558,811
6. Additional Appropriations	\$0
7. Outstanding Temporary Loans and Transfers	\$0
7a). Transfers Out and Outstanding Temporary Loans	\$0
7b). Reserved	\$0
7c). School Transfers	\$0
8. Total Expenses required	\$2,558,811
9. Estimated December 31st 2024 Cash Balance (Line 4 - 8)	\$2,010,567

<b>Budget Year - 2025</b>		
Revenues	Advertised Amount	Adopted Amount
10. Reserved for DLGF Application of Levy Excess		
11. Property Tax Levy	\$0	\$0
12. Property Tax Cap Impact	\$0	\$0
13. Miscellaneous	\$3,437,001	\$3,437,001
14. Budget Year Total Revenues	\$3,437,001	\$3,437,001
Expenses	Advertised Amount	Adopted Amount
15. 2025 Budget Estimate	\$4,934,870	\$4,934,870
16. Outstanding Temporary Loans and Transfers	\$0	\$0
16a). Transfers Out and Outstanding Temporary Loans	\$0	\$0
16b). Reserved	\$0	\$0
16c). School Transfers	\$0	\$0
17. Total 2025 Expenses	\$4,934,870	\$4,934,870
18. Operating Balance - Estimated December 31st 2025 Cash Balance (Line 9 + 14 - 17)	\$512,698	\$512,698

	Advertised Amount	Adopted Amount
Net Assessed Value	\$4,600,000,000	\$4,600,000,000
Property Tax Rate	0.0000	0.0000

**Budget Estimate - Financial Statement-Proposed Tax Rate**

Taxing Unit: 0113 - BLOOMINGTON CIVIL CITY

Fund Name: 1146 - COMMUNICATIONS CENTER

County: 53 - Monroe County

Year: 2025

<b>July to December - 2024</b>	
Cash Balance and Revenues	
1. June 30th Cash Balance	\$737,580
2. Property Taxes To be Collected	\$0
3. Miscellaneous Revenue	\$291,330
4. Total Cash and Revenues	\$1,028,910
Expenses	
5. Necessary Expenditures	\$188,176
6. Additional Appropriations	\$0
7. Outstanding Temporary Loans and Transfers	\$0
7a). Transfers Out and Outstanding Temporary Loans	\$0
7b). Reserved	\$0
7c). School Transfers	\$0
8. Total Expenses required	\$188,176
9. Estimated December 31st 2024 Cash Balance (Line 4 - 8)	\$840,734

<b>Budget Year - 2025</b>		
Revenues	Advertised Amount	Adopted Amount
10. Reserved for DLGF Application of Levy Excess		
11. Property Tax Levy	\$0	\$0
12. Property Tax Cap Impact	\$0	\$0
13. Miscellaneous	\$465,000	\$465,000
14. Budget Year Total Revenues	\$465,000	\$465,000
Expenses	Advertised Amount	Adopted Amount
15. 2025 Budget Estimate	\$695,546	\$695,546
16. Outstanding Temporary Loans and Transfers	\$0	\$0
16a). Transfers Out and Outstanding Temporary Loans	\$0	\$0
16b). Reserved	\$0	\$0
16c). School Transfers	\$0	\$0
17. Total 2025 Expenses	\$695,546	\$695,546
18. Operating Balance - Estimated December 31st 2025 Cash Balance (Line 9 + 14 - 17)	\$610,188	\$610,188

	Advertised Amount	Adopted Amount
Net Assessed Value	\$4,600,000,000	\$4,600,000,000
Property Tax Rate	0.0000	0.0000

**Budget Estimate - Financial Statement-Proposed Tax Rate**

Taxing Unit: 0113 - BLOOMINGTON CIVIL CITY

Fund Name: 1151 - CONTINUING EDUCATION

County: 53 - Monroe County

Year: 2025

<b>July to December - 2024</b>	
Cash Balance and Revenues	
1. June 30th Cash Balance	\$73,512
2. Property Taxes To be Collected	\$0
3. Miscellaneous Revenue	\$8,536
4. Total Cash and Revenues	\$82,048
Expenses	
5. Necessary Expenditures	\$55,041
6. Additional Appropriations	\$0
7. Outstanding Temporary Loans and Transfers	\$0
7a). Transfers Out and Outstanding Temporary Loans	\$0
7b). Reserved	\$0
7c). School Transfers	\$0
8. Total Expenses required	\$55,041
9. Estimated December 31st 2024 Cash Balance (Line 4 - 8)	\$27,007

<b>Budget Year - 2025</b>		
Revenues	Advertised Amount	Adopted Amount
10. Reserved for DLGF Application of Levy Excess		
11. Property Tax Levy	\$0	\$0
12. Property Tax Cap Impact	\$0	\$0
13. Miscellaneous	\$30,000	\$30,000
14. Budget Year Total Revenues	\$30,000	\$30,000
Expenses	Advertised Amount	Adopted Amount
15. 2025 Budget Estimate	\$50,500	\$50,500
16. Outstanding Temporary Loans and Transfers	\$0	\$0
16a). Transfers Out and Outstanding Temporary Loans	\$0	\$0
16b). Reserved	\$0	\$0
16c). School Transfers	\$0	\$0
17. Total 2025 Expenses	\$50,500	\$50,500
18. Operating Balance - Estimated December 31st 2025 Cash Balance (Line 9 + 14 - 17)	\$6,507	\$6,507

	Advertised Amount	Adopted Amount
Net Assessed Value	\$4,600,000,000	\$4,600,000,000
Property Tax Rate	0.0000	0.0000



**Budget Estimate - Financial Statement - Proposed Tax Rate****Taxing Unit:** 0113 - BLOOMINGTON CIVIL CITY**Fund Name:** 1301 - PARK & RECREATION**County:** 53 - Monroe County**Year:** 2025

<b>July to December - 2024</b>	
Cash Balance and Revenues	
1. June 30th Cash Balance	\$3,760,411
2. Property Taxes To be Collected	\$3,535,078
3. Miscellaneous Revenue	\$1,552,575
4. Total Cash and Revenues	\$8,848,064
Expenses	
5. Necessary Expenditures	\$6,813,313
6. Additional Appropriations	\$0
7. Outstanding Temporary Loans and Transfers	\$0
7a). Transfers Out and Outstanding Temporary Loans	\$0
7b). Reserved	\$0
7c). School Transfers	\$0
8. Total Expenses required	\$6,813,313
9. Estimated December 31st 2024 Cash Balance (Line 4 - 8)	\$2,034,751

<b>Budget Year - 2025</b>		
Revenues	Advertised Amount	Adopted Amount
10. Reserved for DLGF Application of Levy Excess		
11. Property Tax Levy	\$8,900,000	\$8,900,000
12. Property Tax Cap Impact	\$35,739	\$35,739
13. Miscellaneous	\$1,870,764	\$1,870,764
14. Budget Year Total Revenues	\$10,735,025	\$10,735,025
Expenses	Advertised Amount	Adopted Amount
15. 2025 Budget Estimate	\$12,216,179	\$12,216,179
16. Outstanding Temporary Loans and Transfers	\$0	\$0
16a). Transfers Out and Outstanding Temporary Loans	\$0	\$0
16b). Reserved	\$0	\$0
16c). School Transfers	\$0	\$0
17. Total 2025 Expenses	\$12,216,179	\$12,216,179
18. Operating Balance - Estimated December 31st 2025 Cash Balance (Line 9 + 14 - 17)	\$553,597	\$553,597

	Advertised Amount	Adopted Amount
Net Assessed Value	\$4,600,000,000	\$4,600,000,000
Property Tax Rate	0.1935	0.1935

**Budget Estimate - Financial Statement-Proposed Tax Rate**

Taxing Unit: 0113 - BLOOMINGTON CIVIL CITY

Fund Name: 1380 - PARK BOND

County: 53 - Monroe County

Year: 2025

<b>July to December - 2024</b>	
Cash Balance and Revenues	
1. June 30th Cash Balance	\$148,364
2. Property Taxes To be Collected	\$313,817
3. Miscellaneous Revenue	\$21,596
4. Total Cash and Revenues	\$483,777
Expenses	
5. Necessary Expenditures	\$366,816
6. Additional Appropriations	\$0
7. Outstanding Temporary Loans and Transfers	\$0
7a). Transfers Out and Outstanding Temporary Loans	\$0
7b). Reserved	\$0
7c). School Transfers	\$0
8. Total Expenses required	\$366,816
9. Estimated December 31st 2024 Cash Balance (Line 4 - 8)	\$116,961

<b>Budget Year - 2025</b>		
Revenues	Advertised Amount	Adopted Amount
10. Reserved for DLGF Application of Levy Excess		
11. Property Tax Levy	\$689,892	\$689,892
12. Property Tax Cap Impact	\$0	\$0
13. Miscellaneous	\$41,774	\$41,774
14. Budget Year Total Revenues	\$731,666	\$731,666
Expenses	Advertised Amount	Adopted Amount
15. 2025 Budget Estimate	\$739,107	\$739,107
16. Outstanding Temporary Loans and Transfers	\$0	\$0
16a). Transfers Out and Outstanding Temporary Loans	\$0	\$0
16b). Reserved	\$0	\$0
16c). School Transfers	\$0	\$0
17. Total 2025 Expenses	\$739,107	\$739,107
18. Operating Balance - Estimated December 31st 2025 Cash Balance (Line 9 + 14 - 17)	\$109,520	\$109,520

	Advertised Amount	Adopted Amount
Net Assessed Value	\$4,600,000,000	\$4,600,000,000
Property Tax Rate	0.0150	0.0150

**Budget Estimate - Financial Statement-Proposed Tax Rate**

Taxing Unit: 0113 - BLOOMINGTON CIVIL CITY

Fund Name: 1381 - PARK BOND #2

County: 53 - Monroe County

Year: 2025

<b>July to December - 2024</b>	
Cash Balance and Revenues	
1. June 30th Cash Balance	\$216,384
2. Property Taxes To be Collected	\$490,351
3. Miscellaneous Revenue	\$33,744
4. Total Cash and Revenues	\$740,479
Expenses	
5. Necessary Expenditures	\$562,481
6. Additional Appropriations	\$0
7. Outstanding Temporary Loans and Transfers	\$0
7a). Transfers Out and Outstanding Temporary Loans	\$0
7b). Reserved	\$0
7c). School Transfers	\$0
8. Total Expenses required	\$562,481
9. Estimated December 31st 2024 Cash Balance (Line 4 - 8)	\$177,998

<b>Budget Year - 2025</b>		
Revenues	Advertised Amount	Adopted Amount
10. Reserved for DLGF Application of Levy Excess		
11. Property Tax Levy	\$1,043,313	\$1,043,313
12. Property Tax Cap Impact	\$0	\$0
13. Miscellaneous	\$65,271	\$65,271
14. Budget Year Total Revenues	\$1,108,584	\$1,108,584
Expenses	Advertised Amount	Adopted Amount
15. 2025 Budget Estimate	\$1,118,594	\$1,118,594
16. Outstanding Temporary Loans and Transfers	\$0	\$0
16a). Transfers Out and Outstanding Temporary Loans	\$0	\$0
16b). Reserved	\$0	\$0
16c). School Transfers	\$0	\$0
17. Total 2025 Expenses	\$1,118,594	\$1,118,594
18. Operating Balance - Estimated December 31st 2025 Cash Balance (Line 9 + 14 - 17)	\$167,988	\$167,988

	Advertised Amount	Adopted Amount
Net Assessed Value	\$4,600,000,000	\$4,600,000,000
Property Tax Rate	0.0227	0.0227

**Budget Estimate - Financial Statement-Proposed Tax Rate**

Taxing Unit: 0113 - BLOOMINGTON CIVIL CITY

Fund Name: 2141 - PARKING METER

County: 53 - Monroe County

Year: 2025

<b>July to December - 2024</b>	
Cash Balance and Revenues	
1. June 30th Cash Balance	\$6,443,690
2. Property Taxes To be Collected	\$0
3. Miscellaneous Revenue	\$841,390
4. Total Cash and Revenues	\$7,285,080
Expenses	
5. Necessary Expenditures	\$3,082,164
6. Additional Appropriations	\$0
7. Outstanding Temporary Loans and Transfers	\$0
7a). Transfers Out and Outstanding Temporary Loans	\$0
7b). Reserved	\$0
7c). School Transfers	\$0
8. Total Expenses required	\$3,082,164
9. Estimated December 31st 2024 Cash Balance (Line 4 - 8)	\$4,202,916

<b>Budget Year - 2025</b>		
Revenues	Advertised Amount	Adopted Amount
10. Reserved for DLGF Application of Levy Excess		
11. Property Tax Levy	\$0	\$0
12. Property Tax Cap Impact	\$0	\$0
13. Miscellaneous	\$3,123,737	\$3,123,737
14. Budget Year Total Revenues	\$3,123,737	\$3,123,737
Expenses	Advertised Amount	Adopted Amount
15. 2025 Budget Estimate	\$4,023,552	\$4,023,552
16. Outstanding Temporary Loans and Transfers	\$0	\$0
16a). Transfers Out and Outstanding Temporary Loans	\$0	\$0
16b). Reserved	\$0	\$0
16c). School Transfers	\$0	\$0
17. Total 2025 Expenses	\$4,023,552	\$4,023,552
18. Operating Balance - Estimated December 31st 2025 Cash Balance (Line 9 + 14 - 17)	\$3,303,101	\$3,303,101

	Advertised Amount	Adopted Amount
Net Assessed Value	\$4,600,000,000	\$4,600,000,000
Property Tax Rate	0.0000	0.0000

**Budget Estimate - Financial Statement-Proposed Tax Rate**

Taxing Unit: 0113 - BLOOMINGTON CIVIL CITY

Fund Name: 2379 - CUMULATIVE CAPITAL IMP (CIG TAX)

County: 53 - Monroe County

Year: 2025

<b>July to December - 2024</b>	
Cash Balance and Revenues	
1. June 30th Cash Balance	\$126,720
2. Property Taxes To be Collected	\$0
3. Miscellaneous Revenue	\$66,299
4. Total Cash and Revenues	\$193,019
Expenses	
5. Necessary Expenditures	\$209,709
6. Additional Appropriations	\$0
7. Outstanding Temporary Loans and Transfers	\$0
7a). Transfers Out and Outstanding Temporary Loans	\$0
7b). Reserved	\$0
7c). School Transfers	\$0
8. Total Expenses required	\$209,709
9. Estimated December 31st 2024 Cash Balance (Line 4 - 8)	(\$16,690)

<b>Budget Year - 2025</b>		
Revenues	Advertised Amount	Adopted Amount
10. Reserved for DLGF Application of Levy Excess		
11. Property Tax Levy	\$0	\$0
12. Property Tax Cap Impact	\$0	\$0
13. Miscellaneous	\$132,599	\$132,599
14. Budget Year Total Revenues	\$132,599	\$132,599
Expenses	Advertised Amount	Adopted Amount
15. 2025 Budget Estimate	\$115,900	\$115,900
16. Outstanding Temporary Loans and Transfers	\$0	\$0
16a). Transfers Out and Outstanding Temporary Loans	\$0	\$0
16b). Reserved	\$0	\$0
16c). School Transfers	\$0	\$0
17. Total 2025 Expenses	\$115,900	\$115,900
18. Operating Balance - Estimated December 31st 2025 Cash Balance (Line 9 + 14 - 17)	\$9	\$9

	Advertised Amount	Adopted Amount
Net Assessed Value	\$4,600,000,000	\$4,600,000,000
Property Tax Rate	0.0000	0.0000

**Budget Estimate - Financial Statement-Proposed Tax Rate****Taxing Unit:** 0113 - BLOOMINGTON CIVIL CITY**Fund Name:** 2391 - CUMULATIVE CAPITAL DEVELOPMENT**County:** 53 - Monroe County**Year:** 2025

<b>July to December - 2024</b>	
Cash Balance and Revenues	
1. June 30th Cash Balance	\$3,532,463
2. Property Taxes To be Collected	\$1,039,594
3. Miscellaneous Revenue	\$71,536
4. Total Cash and Revenues	\$4,643,593
Expenses	
5. Necessary Expenditures	\$4,398,781
6. Additional Appropriations	\$0
7. Outstanding Temporary Loans and Transfers	\$0
7a). Transfers Out and Outstanding Temporary Loans	\$0
7b). Reserved	\$0
7c). School Transfers	\$0
8. Total Expenses required	\$4,398,781
9. Estimated December 31st 2024 Cash Balance (Line 4 - 8)	\$244,812

<b>Budget Year - 2025</b>		
Revenues	Advertised Amount	Adopted Amount
10. Reserved for DLGF Application of Levy Excess		
11. Property Tax Levy	\$2,639,367	\$2,639,367
12. Property Tax Cap Impact	\$10,599	\$10,599
13. Miscellaneous	\$138,374	\$138,374
14. Budget Year Total Revenues	\$2,767,142	\$2,767,142
Expenses	Advertised Amount	Adopted Amount
15. 2025 Budget Estimate	\$3,006,764	\$3,006,764
16. Outstanding Temporary Loans and Transfers	\$0	\$0
16a). Transfers Out and Outstanding Temporary Loans	\$0	\$0
16b). Reserved	\$0	\$0
16c). School Transfers	\$0	\$0
17. Total 2025 Expenses	\$3,006,764	\$3,006,764
18. Operating Balance - Estimated December 31st 2025 Cash Balance (Line 9 + 14 - 17)	\$5,190	\$5,190

	Advertised Amount	Adopted Amount
Net Assessed Value	\$5,521,688,674	\$5,521,688,674
Property Tax Rate	0.0478	0.0478

**Budget Estimate - Financial Statement-Proposed Tax Rate**

Taxing Unit: 0113 - BLOOMINGTON CIVIL CITY

Fund Name: 6301 - TRANSPORTATION

County: 53 - Monroe County

Year: 2025

<b>July to December - 2024</b>	
Cash Balance and Revenues	
1. June 30th Cash Balance	\$563,660
2. Property Taxes To be Collected	\$0
3. Miscellaneous Revenue	\$743,504
4. Total Cash and Revenues	\$1,307,164
Expenses	
5. Necessary Expenditures	\$1,302,325
6. Additional Appropriations	\$0
7. Outstanding Temporary Loans and Transfers	\$0
7a). Transfers Out and Outstanding Temporary Loans	\$0
7b). Reserved	\$0
7c). School Transfers	\$0
8. Total Expenses required	\$1,302,325
9. Estimated December 31st 2024 Cash Balance (Line 4 - 8)	\$4,839

<b>Budget Year - 2025</b>		
Revenues	Advertised Amount	Adopted Amount
10. Reserved for DLGF Application of Levy Excess		
11. Property Tax Levy	\$0	\$0
12. Property Tax Cap Impact	\$0	\$0
13. Miscellaneous	\$920,000	\$920,000
14. Budget Year Total Revenues	\$920,000	\$920,000
Expenses	Advertised Amount	Adopted Amount
15. 2025 Budget Estimate	\$808,810	\$808,810
16. Outstanding Temporary Loans and Transfers	\$0	\$0
16a). Transfers Out and Outstanding Temporary Loans	\$0	\$0
16b). Reserved	\$0	\$0
16c). School Transfers	\$0	\$0
17. Total 2025 Expenses	\$808,810	\$808,810
18. Operating Balance - Estimated December 31st 2025 Cash Balance (Line 9 + 14 - 17)	\$116,029	\$116,029

	Advertised Amount	Adopted Amount
Net Assessed Value	\$4,600,000,000	\$4,600,000,000
Property Tax Rate	0.0000	0.0000

**Budget Estimate - Financial Statement-Proposed Tax Rate**

Taxing Unit: 0113 - BLOOMINGTON CIVIL CITY

Fund Name: 6401 - SANITATION

County: 53 - Monroe County

Year: 2025

<b>July to December - 2024</b>	
Cash Balance and Revenues	
1. June 30th Cash Balance	(\$735,726)
2. Property Taxes To be Collected	\$0
3. Miscellaneous Revenue	\$3,041,262
4. Total Cash and Revenues	\$2,305,536
Expenses	
5. Necessary Expenditures	\$1,982,622
6. Additional Appropriations	\$0
7. Outstanding Temporary Loans and Transfers	\$0
7a). Transfers Out and Outstanding Temporary Loans	\$0
7b). Reserved	\$0
7c). School Transfers	\$0
8. Total Expenses required	\$1,982,622
9. Estimated December 31st 2024 Cash Balance (Line 4 - 8)	\$322,914

<b>Budget Year - 2025</b>		
Revenues	Advertised Amount	Adopted Amount
10. Reserved for DLGF Application of Levy Excess		
11. Property Tax Levy	\$0	\$0
12. Property Tax Cap Impact	\$0	\$0
13. Miscellaneous	\$3,627,032	\$3,627,032
14. Budget Year Total Revenues	\$3,627,032	\$3,627,032
Expenses	Advertised Amount	Adopted Amount
15. 2025 Budget Estimate	\$3,842,455	\$3,842,455
16. Outstanding Temporary Loans and Transfers	\$0	\$0
16a). Transfers Out and Outstanding Temporary Loans	\$0	\$0
16b). Reserved	\$0	\$0
16c). School Transfers	\$0	\$0
17. Total 2025 Expenses	\$3,842,455	\$3,842,455
18. Operating Balance - Estimated December 31st 2025 Cash Balance (Line 9 + 14 - 17)	\$107,491	\$107,491

	Advertised Amount	Adopted Amount
Net Assessed Value	\$4,600,000,000	\$4,600,000,000
Property Tax Rate	0.0000	0.0000



**Budget Estimate - Financial Statement-Proposed Tax Rate**

Taxing Unit: 0113 - BLOOMINGTON CIVIL CITY

Fund Name: 9500 - Fleet Maintenance

County: 53 - Monroe County

Year: 2025

<b>July to December - 2024</b>	
Cash Balance and Revenues	
1. June 30th Cash Balance	\$2,505,790
2. Property Taxes To be Collected	\$0
3. Miscellaneous Revenue	\$2,363,076
4. Total Cash and Revenues	\$4,868,866
Expenses	
5. Necessary Expenditures	\$2,756,338
6. Additional Appropriations	\$0
7. Outstanding Temporary Loans and Transfers	\$0
7a). Transfers Out and Outstanding Temporary Loans	\$0
7b). Reserved	\$0
7c). School Transfers	\$0
8. Total Expenses required	\$2,756,338
9. Estimated December 31st 2024 Cash Balance (Line 4 - 8)	\$2,112,528

<b>Budget Year - 2025</b>		
Revenues	Advertised Amount	Adopted Amount
10. Reserved for DLGF Application of Levy Excess		
11. Property Tax Levy	\$0	\$0
12. Property Tax Cap Impact	\$0	\$0
13. Miscellaneous	\$4,344,634	\$4,344,634
14. Budget Year Total Revenues	\$4,344,634	\$4,344,634
Expenses	Advertised Amount	Adopted Amount
15. 2025 Budget Estimate	\$4,223,298	\$0
16. Outstanding Temporary Loans and Transfers	\$0	\$0
16a). Transfers Out and Outstanding Temporary Loans	\$0	\$0
16b). Reserved	\$0	\$0
16c). School Transfers	\$0	\$0
17. Total 2025 Expenses	\$4,223,298	\$0
18. Operating Balance - Estimated December 31st 2025 Cash Balance (Line 9 + 14 - 17)	\$2,233,864	\$6,457,162

	Advertised Amount	Adopted Amount
Net Assessed Value	\$0	\$0
Property Tax Rate	0.0000	0.0000

**Budget Estimate - Financial Statement-Proposed Tax Rate****Taxing Unit:** 0113 - BLOOMINGTON CIVIL CITY**Fund Name:** 9501 - Dispatch Training**County:** 53 - Monroe County**Year:** 2025

<b>July to December - 2024</b>	
Cash Balance and Revenues	
1. June 30th Cash Balance	\$52,563
2. Property Taxes To be Collected	\$0
3. Miscellaneous Revenue	\$10,000
4. Total Cash and Revenues	\$62,563
Expenses	
5. Necessary Expenditures	\$11,345
6. Additional Appropriations	\$0
7. Outstanding Temporary Loans and Transfers	\$0
7a). Transfers Out and Outstanding Temporary Loans	\$0
7b). Reserved	\$0
7c). School Transfers	\$0
8. Total Expenses required	\$11,345
9. Estimated December 31st 2024 Cash Balance (Line 4 - 8)	\$51,218

<b>Budget Year - 2025</b>		
Revenues	Advertised Amount	Adopted Amount
10. Reserved for DLGF Application of Levy Excess		
11. Property Tax Levy	\$0	\$0
12. Property Tax Cap Impact	\$0	\$0
13. Miscellaneous	\$10,000	\$10,000
14. Budget Year Total Revenues	\$10,000	\$10,000
Expenses	Advertised Amount	Adopted Amount
15. 2025 Budget Estimate	\$17,000	\$17,000
16. Outstanding Temporary Loans and Transfers	\$0	\$0
16a). Transfers Out and Outstanding Temporary Loans	\$0	\$0
16b). Reserved	\$0	\$0
16c). School Transfers	\$0	\$0
17. Total 2025 Expenses	\$17,000	\$17,000
18. Operating Balance - Estimated December 31st 2025 Cash Balance (Line 9 + 14 - 17)	\$44,218	\$44,218

	Advertised Amount	Adopted Amount
Net Assessed Value	\$0	\$0
Property Tax Rate	0.0000	0.0000

**Budget Estimate - Financial Statement-Proposed Tax Rate**

Taxing Unit: 0113 - BLOOMINGTON CIVIL CITY

Fund Name: 9502 - Parking Facilities

County: 53 - Monroe County

Year: 2025

<b>July to December - 2024</b>	
Cash Balance and Revenues	
1. June 30th Cash Balance	\$258,376
2. Property Taxes To be Collected	\$0
3. Miscellaneous Revenue	\$1,593,598
4. Total Cash and Revenues	\$1,851,974
Expenses	
5. Necessary Expenditures	\$1,291,191
6. Additional Appropriations	\$0
7. Outstanding Temporary Loans and Transfers	\$0
7a). Transfers Out and Outstanding Temporary Loans	\$0
7b). Reserved	\$0
7c). School Transfers	\$0
8. Total Expenses required	\$1,291,191
9. Estimated December 31st 2024 Cash Balance (Line 4 - 8)	\$560,783

<b>Budget Year - 2025</b>		
Revenues	Advertised Amount	Adopted Amount
10. Reserved for DLGF Application of Levy Excess		
11. Property Tax Levy	\$0	\$0
12. Property Tax Cap Impact	\$0	\$0
13. Miscellaneous	\$2,367,990	\$2,367,990
14. Budget Year Total Revenues	\$2,367,990	\$2,367,990
Expenses	Advertised Amount	Adopted Amount
15. 2025 Budget Estimate	\$2,452,926	\$2,452,926
16. Outstanding Temporary Loans and Transfers	\$0	\$0
16a). Transfers Out and Outstanding Temporary Loans	\$0	\$0
16b). Reserved	\$0	\$0
16c). School Transfers	\$0	\$0
17. Total 2025 Expenses	\$2,452,926	\$2,452,926
18. Operating Balance - Estimated December 31st 2025 Cash Balance (Line 9 + 14 - 17)	\$475,847	\$475,847

	Advertised Amount	Adopted Amount
Net Assessed Value	\$0	\$0
Property Tax Rate	0.0000	0.0000

**Budget Estimate - Financial Statement-Proposed Tax Rate****Taxing Unit:** 0113 - BLOOMINGTON CIVIL CITY**Fund Name:** 9504 - Electronic Map Generation**County:** 53 - Monroe County**Year:** 2025

<b>July to December - 2024</b>	
Cash Balance and Revenues	
1. June 30th Cash Balance	\$348
2. Property Taxes To be Collected	\$0
3. Miscellaneous Revenue	\$50
4. Total Cash and Revenues	\$398
Expenses	
5. Necessary Expenditures	\$0
6. Additional Appropriations	\$0
7. Outstanding Temporary Loans and Transfers	\$0
7a). Transfers Out and Outstanding Temporary Loans	\$0
7b). Reserved	\$0
7c). School Transfers	\$0
8. Total Expenses required	\$0
9. Estimated December 31st 2024 Cash Balance (Line 4 - 8)	\$398

<b>Budget Year - 2025</b>		
Revenues	Advertised Amount	Adopted Amount
10. Reserved for DLGF Application of Levy Excess		
11. Property Tax Levy	\$0	\$0
12. Property Tax Cap Impact	\$0	\$0
13. Miscellaneous	\$100	\$100
14. Budget Year Total Revenues	\$100	\$100
Expenses	Advertised Amount	Adopted Amount
15. 2025 Budget Estimate	\$100	\$100
16. Outstanding Temporary Loans and Transfers	\$0	\$0
16a). Transfers Out and Outstanding Temporary Loans	\$0	\$0
16b). Reserved	\$0	\$0
16c). School Transfers	\$0	\$0
17. Total 2025 Expenses	\$100	\$100
18. Operating Balance - Estimated December 31st 2025 Cash Balance (Line 9 + 14 - 17)	\$398	\$398

	Advertised Amount	Adopted Amount
Net Assessed Value	\$0	\$0
Property Tax Rate	0.0000	0.0000

**Budget Estimate - Financial Statement-Proposed Tax Rate****Taxing Unit:** 0113 - BLOOMINGTON CIVIL CITY**Fund Name:** 9505 - Public Safety Local Income Tax**County:** 53 - Monroe County**Year:** 2025

<b>July to December - 2024</b>	
Cash Balance and Revenues	
1. June 30th Cash Balance	\$8,952,379
2. Property Taxes To be Collected	\$0
3. Miscellaneous Revenue	\$3,383,217
4. Total Cash and Revenues	\$12,335,596
Expenses	
5. Necessary Expenditures	\$7,140,735
6. Additional Appropriations	\$0
7. Outstanding Temporary Loans and Transfers	\$0
7a). Transfers Out and Outstanding Temporary Loans	\$0
7b). Reserved	\$0
7c). School Transfers	\$0
8. Total Expenses required	\$7,140,735
9. Estimated December 31st 2024 Cash Balance (Line 4 - 8)	\$5,194,861

<b>Budget Year - 2025</b>		
Revenues	Advertised Amount	Adopted Amount
10. Reserved for DLGF Application of Levy Excess		
11. Property Tax Levy	\$0	\$0
12. Property Tax Cap Impact	\$0	\$0
13. Miscellaneous	\$6,988,061	\$6,988,061
14. Budget Year Total Revenues	\$6,988,061	\$6,988,061
Expenses	Advertised Amount	Adopted Amount
15. 2025 Budget Estimate	\$8,838,032	\$0
16. Outstanding Temporary Loans and Transfers	\$0	\$0
16a). Transfers Out and Outstanding Temporary Loans	\$0	\$0
16b). Reserved	\$0	\$0
16c). School Transfers	\$0	\$0
17. Total 2025 Expenses	\$8,838,032	\$0
18. Operating Balance - Estimated December 31st 2025 Cash Balance (Line 9 + 14 - 17)	\$3,344,890	\$12,182,922

	Advertised Amount	Adopted Amount
Net Assessed Value	\$0	\$0
Property Tax Rate	0.0000	0.0000

**Budget Estimate - Financial Statement-Proposed Tax Rate****Taxing Unit:** 0113 - BLOOMINGTON CIVIL CITY**Fund Name:** 9506 - Housing Trust (F905)(Ord17-03)**County:** 53 - Monroe County**Year:** 2025

<b>July to December - 2024</b>	
Cash Balance and Revenues	
1. June 30th Cash Balance	\$2,675,781
2. Property Taxes To be Collected	\$0
3. Miscellaneous Revenue	\$12,000
4. Total Cash and Revenues	\$2,687,781
Expenses	
5. Necessary Expenditures	\$541,110
6. Additional Appropriations	\$0
7. Outstanding Temporary Loans and Transfers	\$0
7a). Transfers Out and Outstanding Temporary Loans	\$0
7b). Reserved	\$0
7c). School Transfers	\$0
8. Total Expenses required	\$541,110
9. Estimated December 31st 2024 Cash Balance (Line 4 - 8)	\$2,146,671

<b>Budget Year - 2025</b>		
Revenues	Advertised Amount	Adopted Amount
10. Reserved for DLGF Application of Levy Excess		
11. Property Tax Levy	\$0	\$0
12. Property Tax Cap Impact	\$0	\$0
13. Miscellaneous	\$21,000	\$21,000
14. Budget Year Total Revenues	\$21,000	\$21,000
Expenses	Advertised Amount	Adopted Amount
15. 2025 Budget Estimate	\$1,150,000	\$1,150,000
16. Outstanding Temporary Loans and Transfers	\$0	\$0
16a). Transfers Out and Outstanding Temporary Loans	\$0	\$0
16b). Reserved	\$0	\$0
16c). School Transfers	\$0	\$0
17. Total 2025 Expenses	\$1,150,000	\$1,150,000
18. Operating Balance - Estimated December 31st 2025 Cash Balance (Line 9 + 14 - 17)	\$1,017,671	\$1,017,671

	Advertised Amount	Adopted Amount
Net Assessed Value	\$0	\$0
Property Tax Rate	0.0000	0.0000

**Budget Estimate - Financial Statement-Proposed Tax Rate**

Taxing Unit: 0113 - BLOOMINGTON CIVIL CITY

Fund Name: 9507 - Enhanced Access F410

County: 53 - Monroe County

Year: 2025

<b>July to December - 2024</b>	
Cash Balance and Revenues	
1. June 30th Cash Balance	\$4,604
2. Property Taxes To be Collected	\$0
3. Miscellaneous Revenue	\$0
4. Total Cash and Revenues	\$4,604
Expenses	
5. Necessary Expenditures	\$10
6. Additional Appropriations	\$0
7. Outstanding Temporary Loans and Transfers	\$0
7a). Transfers Out and Outstanding Temporary Loans	\$0
7b). Reserved	\$0
7c). School Transfers	\$0
8. Total Expenses required	\$10
9. Estimated December 31st 2024 Cash Balance (Line 4 - 8)	\$4,594

<b>Budget Year - 2025</b>		
Revenues	Advertised Amount	Adopted Amount
10. Reserved for DLGF Application of Levy Excess		
11. Property Tax Levy	\$0	\$0
12. Property Tax Cap Impact	\$0	\$0
13. Miscellaneous	\$20	\$20
14. Budget Year Total Revenues	\$20	\$20
Expenses	Advertised Amount	Adopted Amount
15. 2025 Budget Estimate	\$10	\$10
16. Outstanding Temporary Loans and Transfers	\$0	\$0
16a). Transfers Out and Outstanding Temporary Loans	\$0	\$0
16b). Reserved	\$0	\$0
16c). School Transfers	\$0	\$0
17. Total 2025 Expenses	\$10	\$10
18. Operating Balance - Estimated December 31st 2025 Cash Balance (Line 9 + 14 - 17)	\$4,604	\$4,604

	Advertised Amount	Adopted Amount
Net Assessed Value	\$0	\$0
Property Tax Rate	0.0000	0.0000

**Budget Estimate - Financial Statement-Proposed Tax Rate****Taxing Unit:** 0113 - BLOOMINGTON CIVIL CITY**Fund Name:** 9508 - Cc Jack Hopkins Social Services NR (F270) 17-42**County:** 53 - Monroe County**Year:** 2025

<b>July to December - 2024</b>	
Cash Balance and Revenues	
1. June 30th Cash Balance	\$30,348
2. Property Taxes To be Collected	\$0
3. Miscellaneous Revenue	\$350,000
4. Total Cash and Revenues	\$380,348
Expenses	
5. Necessary Expenditures	\$350,877
6. Additional Appropriations	\$0
7. Outstanding Temporary Loans and Transfers	\$0
7a). Transfers Out and Outstanding Temporary Loans	\$0
7b). Reserved	\$0
7c). School Transfers	\$0
8. Total Expenses required	\$350,877
9. Estimated December 31st 2024 Cash Balance (Line 4 - 8)	\$29,471

<b>Budget Year - 2025</b>		
Revenues	Advertised Amount	Adopted Amount
10. Reserved for DLGF Application of Levy Excess		
11. Property Tax Levy	\$0	\$0
12. Property Tax Cap Impact	\$0	\$0
13. Miscellaneous	\$500,000	\$500,000
14. Budget Year Total Revenues	\$500,000	\$500,000
Expenses	Advertised Amount	Adopted Amount
15. 2025 Budget Estimate	\$500,000	\$0
16. Outstanding Temporary Loans and Transfers	\$0	\$0
16a). Transfers Out and Outstanding Temporary Loans	\$0	\$0
16b). Reserved	\$0	\$0
16c). School Transfers	\$0	\$0
17. Total 2025 Expenses	\$500,000	\$0
18. Operating Balance - Estimated December 31st 2025 Cash Balance (Line 9 + 14 - 17)	\$29,471	\$529,471

	Advertised Amount	Adopted Amount
Net Assessed Value	\$0	\$0
Property Tax Rate	0.0000	0.0000



**Budget Estimate - Financial Statement-Proposed Tax Rate****Taxing Unit:** 0113 - BLOOMINGTON CIVIL CITY**Fund Name:** 9509 - Food & Beverage Tax (F152)**County:** 53 - Monroe County**Year:** 2025

<b>July to December - 2024</b>	
Cash Balance and Revenues	
1. June 30th Cash Balance	\$19,534,528
2. Property Taxes To be Collected	\$0
3. Miscellaneous Revenue	\$1,690,056
4. Total Cash and Revenues	\$21,224,584
Expenses	
5. Necessary Expenditures	\$6,382,260
6. Additional Appropriations	\$0
7. Outstanding Temporary Loans and Transfers	\$0
7a). Transfers Out and Outstanding Temporary Loans	\$0
7b). Reserved	\$0
7c). School Transfers	\$0
8. Total Expenses required	\$6,382,260
9. Estimated December 31st 2024 Cash Balance (Line 4 - 8)	\$14,842,324

<b>Budget Year - 2025</b>		
Revenues	Advertised Amount	Adopted Amount
10. Reserved for DLGF Application of Levy Excess		
11. Property Tax Levy	\$0	\$0
12. Property Tax Cap Impact	\$0	\$0
13. Miscellaneous	\$4,772,000	\$4,772,000
14. Budget Year Total Revenues	\$4,772,000	\$4,772,000
Expenses	Advertised Amount	Adopted Amount
15. 2025 Budget Estimate	\$899,400	\$0
16. Outstanding Temporary Loans and Transfers	\$0	\$0
16a). Transfers Out and Outstanding Temporary Loans	\$0	\$0
16b). Reserved	\$0	\$0
16c). School Transfers	\$0	\$0
17. Total 2025 Expenses	\$899,400	\$0
18. Operating Balance - Estimated December 31st 2025 Cash Balance (Line 9 + 14 - 17)	\$18,714,924	\$19,614,324

	Advertised Amount	Adopted Amount
Net Assessed Value	\$0	\$0
Property Tax Rate	0.0000	0.0000

**Budget Estimate - Financial Statement-Proposed Tax Rate**

Taxing Unit: 0113 - BLOOMINGTON CIVIL CITY

Fund Name: 9510 - Motor Vehicle Highway Restricted (456)

County: 53 - Monroe County

Year: 2025

<b>July to December - 2024</b>	
Cash Balance and Revenues	
1. June 30th Cash Balance	\$1,129,161
2. Property Taxes To be Collected	\$0
3. Miscellaneous Revenue	\$786,643
4. Total Cash and Revenues	\$1,915,804
Expenses	
5. Necessary Expenditures	\$1,507,201
6. Additional Appropriations	\$0
7. Outstanding Temporary Loans and Transfers	\$0
7a). Transfers Out and Outstanding Temporary Loans	\$0
7b). Reserved	\$0
7c). School Transfers	\$0
8. Total Expenses required	\$1,507,201
9. Estimated December 31st 2024 Cash Balance (Line 4 - 8)	\$408,603

<b>Budget Year - 2025</b>		
Revenues	Advertised Amount	Adopted Amount
10. Reserved for DLGF Application of Levy Excess		
11. Property Tax Levy	\$0	\$0
12. Property Tax Cap Impact	\$0	\$0
13. Miscellaneous	\$1,655,350	\$1,655,350
14. Budget Year Total Revenues	\$1,655,350	\$1,655,350
Expenses	Advertised Amount	Adopted Amount
15. 2025 Budget Estimate	\$2,063,582	\$0
16. Outstanding Temporary Loans and Transfers	\$0	\$0
16a). Transfers Out and Outstanding Temporary Loans	\$0	\$0
16b). Reserved	\$0	\$0
16c). School Transfers	\$0	\$0
17. Total 2025 Expenses	\$2,063,582	\$0
18. Operating Balance - Estimated December 31st 2025 Cash Balance (Line 9 + 14 - 17)	\$371	\$2,063,953

	Advertised Amount	Adopted Amount
Net Assessed Value	\$0	\$0
Property Tax Rate	0.0000	0.0000

**Budget Estimate - Financial Statement-Proposed Tax Rate**

Taxing Unit: 0113 - BLOOMINGTON CIVIL CITY

Fund Name: 9511 - IFA CoronaVirus Relief Fnd21.019 F160

County: 53 - Monroe County

Year: 2025

<b>July to December - 2024</b>	
Cash Balance and Revenues	
1. June 30th Cash Balance	\$330,587
2. Property Taxes To be Collected	\$0
3. Miscellaneous Revenue	\$0
4. Total Cash and Revenues	\$330,587
Expenses	
5. Necessary Expenditures	\$330,509
6. Additional Appropriations	\$0
7. Outstanding Temporary Loans and Transfers	\$0
7a). Transfers Out and Outstanding Temporary Loans	\$0
7b). Reserved	\$0
7c). School Transfers	\$0
8. Total Expenses required	\$330,509
9. Estimated December 31st 2024 Cash Balance (Line 4 - 8)	\$78

<b>Budget Year - 2025</b>		
Revenues	Advertised Amount	Adopted Amount
10. Reserved for DLGF Application of Levy Excess		
11. Property Tax Levy	\$0	\$0
12. Property Tax Cap Impact	\$0	\$0
13. Miscellaneous	\$0	\$0
14. Budget Year Total Revenues	\$0	\$0
Expenses	Advertised Amount	Adopted Amount
15. 2025 Budget Estimate	\$0	\$0
16. Outstanding Temporary Loans and Transfers	\$0	\$0
16a). Transfers Out and Outstanding Temporary Loans	\$0	\$0
16b). Reserved	\$0	\$0
16c). School Transfers	\$0	\$0
17. Total 2025 Expenses	\$0	\$0
18. Operating Balance - Estimated December 31st 2025 Cash Balance (Line 9 + 14 - 17)	\$78	\$78

	Advertised Amount	Adopted Amount
Net Assessed Value	\$0	\$0
Property Tax Rate	0.0000	0.0000

**Budget Estimate - Financial Statement-Proposed Tax Rate**

Taxing Unit: 0113 - BLOOMINGTON CIVIL CITY

Fund Name: 9512 - ARPA Covid Local Fiscal Recovery F176

County: 53 - Monroe County

Year: 2025

<b>July to December - 2024</b>	
Cash Balance and Revenues	
1. June 30th Cash Balance	\$10,730,852
2. Property Taxes To be Collected	\$0
3. Miscellaneous Revenue	\$0
4. Total Cash and Revenues	\$10,730,852
Expenses	
5. Necessary Expenditures	\$9,493,158
6. Additional Appropriations	\$0
7. Outstanding Temporary Loans and Transfers	\$0
7a). Transfers Out and Outstanding Temporary Loans	\$0
7b). Reserved	\$0
7c). School Transfers	\$0
8. Total Expenses required	\$9,493,158
9. Estimated December 31st 2024 Cash Balance (Line 4 - 8)	\$1,237,694

<b>Budget Year - 2025</b>		
Revenues	Advertised Amount	Adopted Amount
10. Reserved for DLGF Application of Levy Excess		
11. Property Tax Levy	\$0	\$0
12. Property Tax Cap Impact	\$0	\$0
13. Miscellaneous	\$0	\$0
14. Budget Year Total Revenues	\$0	\$0
Expenses	Advertised Amount	Adopted Amount
15. 2025 Budget Estimate	\$0	\$0
16. Outstanding Temporary Loans and Transfers	\$0	\$0
16a). Transfers Out and Outstanding Temporary Loans	\$0	\$0
16b). Reserved	\$0	\$0
16c). School Transfers	\$0	\$0
17. Total 2025 Expenses	\$0	\$0
18. Operating Balance - Estimated December 31st 2025 Cash Balance (Line 9 + 14 - 17)	\$1,237,694	\$1,237,694

	Advertised Amount	Adopted Amount
Net Assessed Value	\$0	\$0
Property Tax Rate	0.0000	0.0000

**Budget Estimate - Financial Statement-Proposed Tax Rate**

**Taxing Unit:** 0113 - BLOOMINGTON CIVIL CITY  
**Fund Name:** 9513 - LIT – Economic Development  
**County:** 53 - Monroe County  
**Year:** 2025

<b>July to December - 2024</b>	
Cash Balance and Revenues	
1. June 30th Cash Balance	\$4,003,808
2. Property Taxes To be Collected	\$0
3. Miscellaneous Revenue	\$8,293,703
4. Total Cash and Revenues	\$12,297,511
Expenses	
5. Necessary Expenditures	\$9,468,289
6. Additional Appropriations	\$0
7. Outstanding Temporary Loans and Transfers	\$0
7a). Transfers Out and Outstanding Temporary Loans	\$0
7b). Reserved	\$0
7c). School Transfers	\$0
8. Total Expenses required	\$9,468,289
9. Estimated December 31st 2024 Cash Balance (Line 4 - 8)	\$2,829,222

<b>Budget Year - 2025</b>		
Revenues	Advertised Amount	Adopted Amount
10. Reserved for DLGF Application of Levy Excess		
11. Property Tax Levy	\$0	\$0
12. Property Tax Cap Impact	\$0	\$0
13. Miscellaneous	\$17,234,163	\$17,234,163
14. Budget Year Total Revenues	\$17,234,163	\$17,234,163
Expenses	Advertised Amount	Adopted Amount
15. 2025 Budget Estimate	\$16,304,176	\$0
16. Outstanding Temporary Loans and Transfers	\$0	\$0
16a). Transfers Out and Outstanding Temporary Loans	\$0	\$0
16b). Reserved	\$0	\$0
16c). School Transfers	\$0	\$0
17. Total 2025 Expenses	\$16,304,176	\$0
18. Operating Balance - Estimated December 31st 2025 Cash Balance (Line 9 + 14 - 17)	\$3,759,209	\$20,063,385

	Advertised Amount	Adopted Amount
Net Assessed Value	\$0	\$0
Property Tax Rate	0.0000	0.0000

**Budget Estimate - Financial Statement-Proposed Tax Rate**

Taxing Unit: 0113 - BLOOMINGTON CIVIL CITY

Fund Name: 9514 - Digital Equity Fund F457

County: 53 - Monroe County

Year: 2025

<b>July to December - 2024</b>	
Cash Balance and Revenues	
1. June 30th Cash Balance	\$99,297
2. Property Taxes To be Collected	\$0
3. Miscellaneous Revenue	\$85,000
4. Total Cash and Revenues	\$184,297
Expenses	
5. Necessary Expenditures	\$68,851
6. Additional Appropriations	\$0
7. Outstanding Temporary Loans and Transfers	\$0
7a). Transfers Out and Outstanding Temporary Loans	\$0
7b). Reserved	\$0
7c). School Transfers	\$0
8. Total Expenses required	\$68,851
9. Estimated December 31st 2024 Cash Balance (Line 4 - 8)	\$115,446

<b>Budget Year - 2025</b>		
Revenues	Advertised Amount	Adopted Amount
10. Reserved for DLGF Application of Levy Excess		
11. Property Tax Levy	\$0	\$0
12. Property Tax Cap Impact	\$0	\$0
13. Miscellaneous	\$85,000	\$85,000
14. Budget Year Total Revenues	\$85,000	\$85,000
Expenses	Advertised Amount	Adopted Amount
15. 2025 Budget Estimate	\$96,530	\$0
16. Outstanding Temporary Loans and Transfers	\$0	\$0
16a). Transfers Out and Outstanding Temporary Loans	\$0	\$0
16b). Reserved	\$0	\$0
16c). School Transfers	\$0	\$0
17. Total 2025 Expenses	\$96,530	\$0
18. Operating Balance - Estimated December 31st 2025 Cash Balance (Line 9 + 14 - 17)	\$103,916	\$200,446

	Advertised Amount	Adopted Amount
Net Assessed Value	\$0	\$0
Property Tax Rate	0.0000	0.0000

## Form Signature

**NAME**

Jessica McClellan

**TITLE**

jessica.mcclellan@bloomington.in.gov

**SIGNATURE/PIN**

\*\*\*\*

**DATE**

09/16/2024

I hereby acknowledge that the submission of this document through the Gateway password and PIN system constitutes an "electronic signature" as defined in IC 5-24-2-2. This submission is intended to, and hereby does, constitute authentication and approval of the submitted document as required by the Indiana Code. I understand that this electronic signature takes the place of my handwritten signature and accomplishes the same purposes as would my handwritten signature in the same circumstance. I further acknowledge that this electronic signature has the same force and effect as my handwritten signature and can and will be used for all lawful purposes. I affirm that I have the real and apparent authority to electronically sign and submit this document on behalf of the unit.

# Budget Form 2 - Estimate of Miscellaneous Revenue

Year: 2025 County: Monroe Unit: 0113 - Bloomington Civil City

Fund	Revenue Code	Revenue Name	July 1 - December 31, 2024	January 1 - December 31, 2025
0061 - RAINY DAY	R902	Earnings on Investments and Deposits	\$72,000	\$176,451
		<b>RAINY DAY</b>	<b>\$72,000</b>	<b>\$176,451</b>
0101 - GENERAL	R109	ABC Excise Tax Distribution	\$0	\$59,496
0101 - GENERAL	R110	Casino/Riverboat Distribution	\$478,813	\$478,313
0101 - GENERAL	R111	Cigarette Tax Distribution	\$18,082	\$36,163
0101 - GENERAL	R112	Financial Institution Tax Distribution	\$186,533	\$366,963
0101 - GENERAL	R114	Vehicle/Aircraft Excise Tax Distribution	\$616,607	\$1,213,039
0101 - GENERAL	R119	State, Federal, and Local Payments in Lieu of Taxes	\$40,000	\$782,500
0101 - GENERAL	R129	Federal and State Grants and Distributions - Highways and Streets	\$60,000	\$300,000
0101 - GENERAL	R131	Federal and State Grants and Distributions - Economic Development	\$0	\$0
0101 - GENERAL	R133	Federal and State Grants and Distributions - Public Safety	\$0	\$0
0101 - GENERAL	R134	Federal and State Grants and Distributions - Other	\$0	\$100,000
0101 - GENERAL	R135	Commercial Vehicle Excise Tax Distribution (CVET)	\$49,598	\$97,574
0101 - GENERAL	R136	ABC Gallonage Tax Distribution	\$94,142	\$188,285
0101 - GENERAL	R138	Local Income Tax (LIT) Certified Shares	\$7,418,702	\$15,383,282
0101 - GENERAL	R209	Other Licenses and Permits	\$60,500	\$406,500
0101 - GENERAL	R410	Fire Protection Contracts and Service Fees	\$0	\$1,528,387
0101 - GENERAL	R414	Federal, State, and Local Reimbursement for Services	\$540,000	\$2,610,577
0101 - GENERAL	R423	Other Charges for Services, Sales, and Fees	\$75,715	\$178,270
0101 - GENERAL	R503	Other Fines and Forfeitures	\$233,200	\$1,030,700
0101 - GENERAL	R902	Earnings on Investments and Deposits	\$2,783,142	\$5,000,000
0101 - GENERAL	R906	Refunds and Reimbursements	\$35,000	\$100,250
0101 - GENERAL	R910	Transfers In - Transferred from Another Fund	\$0	\$0
0101 - GENERAL	R913	Other Receipts	\$0	\$400
		<b>GENERAL</b>	<b>\$12,690,034</b>	<b>\$29,860,699</b>
0104 - REPAIR & REPLACEMENT	R910	Transfers In - Transferred from Another Fund	\$0	\$202,500



Fund	Revenue Code	Revenue Name	July 1 - December 31, 2024	January 1 - December 31, 2025
0104 - REPAIR & REPLACEMENT	R913	Other Receipts	\$0	\$150,000
<b>REPAIR &amp; REPLACEMENT</b>			<b>\$0</b>	<b>\$352,500</b>
0113 - NONREVERTING	R119	State, Federal, and Local Payments in Lieu of Taxes	\$0	\$0
0113 - NONREVERTING	R423	Other Charges for Services, Sales, and Fees	\$0	\$0
0113 - NONREVERTING	R910	Transfers In - Transferred from Another Fund	\$0	\$0
<b>NONREVERTING</b>			<b>\$0</b>	<b>\$0</b>
0182 - BOND #2	R112	Financial Institution Tax Distribution	\$5,052	\$9,772
0182 - BOND #2	R114	Vehicle/Aircraft Excise Tax Distribution	\$16,700	\$32,303
0182 - BOND #2	R135	Commercial Vehicle Excise Tax Distribution (CVET)	\$1,343	\$2,598
<b>BOND #2</b>			<b>\$23,095</b>	<b>\$44,673</b>
0183 - BOND #3	R112	Financial Institution Tax Distribution	\$3,281	\$6,346
0183 - BOND #3	R114	Vehicle/Aircraft Excise Tax Distribution	\$10,844	\$20,976
0183 - BOND #3	R135	Commercial Vehicle Excise Tax Distribution (CVET)	\$872	\$1,687
<b>BOND #3</b>			<b>\$14,997</b>	<b>\$29,009</b>
0184 - BOND #4	R112	Financial Institution Tax Distribution	\$7,447	\$14,405
0184 - BOND #4	R114	Vehicle/Aircraft Excise Tax Distribution	\$24,617	\$47,616
0184 - BOND #4	R135	Commercial Vehicle Excise Tax Distribution (CVET)	\$1,980	\$3,830
0184 - BOND #4	R902	Earnings on Investments and Deposits	\$0	\$0
<b>BOND #4</b>			<b>\$34,044</b>	<b>\$65,851</b>
0203 - SELF INSURANCE	R414	Federal, State, and Local Reimbursement for Services	\$794,068	\$932,201
<b>SELF INSURANCE</b>			<b>\$794,068</b>	<b>\$932,201</b>
0341 - FIRE PENSION	R110	Casino/Riverboat Distribution	\$0	\$0
0341 - FIRE PENSION	R134	Federal and State Grants and Distributions - Other	\$1,311,264	\$2,155,000
0341 - FIRE PENSION	R902	Earnings on Investments and Deposits	\$0	\$0
0341 - FIRE PENSION	R913	Other Receipts	\$0	\$0
<b>FIRE PENSION</b>			<b>\$1,311,264</b>	<b>\$2,155,000</b>
0342 - POLICE PENSION	R110	Casino/Riverboat Distribution	\$0	\$0

Fund	Revenue Code	Revenue Name	July 1 - December 31, 2024	January 1 - December 31, 2025
0342 - POLICE PENSION	R134	Federal and State Grants and Distributions - Other	\$865,520	\$1,500,000
0342 - POLICE PENSION	R902	Earnings on Investments and Deposits	\$0	\$0
0342 - POLICE PENSION	R913	Other Receipts	\$0	\$0
POLICE PENSION			\$865,520	\$1,500,000
0706 - LOCAL ROAD & STREET	R113	Local Road and Street Distribution	\$544,362	\$1,088,723
LOCAL ROAD & STREET			\$544,362	\$1,088,723
0708 - MOTOR VEHICLE HIGHWAY	R114	Vehicle/Aircraft Excise Tax Distribution	\$0	\$0
0708 - MOTOR VEHICLE HIGHWAY	R116	Motor Vehicle Highway Distribution	\$786,643	\$1,655,350
0708 - MOTOR VEHICLE HIGHWAY	R137	Wheel Tax/Surtax Distribution	\$823,087	\$1,431,826
0708 - MOTOR VEHICLE HIGHWAY	R906	Refunds and Reimbursements	\$304,779	\$349,825
0708 - MOTOR VEHICLE HIGHWAY	R910	Transfers In - Transferred from Another Fund	\$0	\$0
0708 - MOTOR VEHICLE HIGHWAY	R913	Other Receipts	\$0	\$0
MOTOR VEHICLE HIGHWAY			\$1,914,509	\$3,437,001
1146 - COMMUNICATIONS CENTER	R210	Cable TV Licenses	\$291,330	\$465,000
COMMUNICATIONS CENTER			\$291,330	\$465,000
1151 - CONTINUING EDUCATION	R423	Other Charges for Services, Sales, and Fees	\$8,536	\$30,000
CONTINUING EDUCATION			\$8,536	\$30,000
1301 - PARK & RECREATION	R112	Financial Institution Tax Distribution	\$53,211	\$115,385
1301 - PARK & RECREATION	R114	Vehicle/Aircraft Excise Tax Distribution	\$175,895	\$381,419
1301 - PARK & RECREATION	R135	Commercial Vehicle Excise Tax Distribution (CVET)	\$14,148	\$30,680
1301 - PARK & RECREATION	R411	Park and Recreation Receipts	\$543,321	\$1,343,280
1301 - PARK & RECREATION	R423	Other Charges for Services, Sales, and Fees	\$0	\$0

Fund	Revenue Code	Revenue Name	July 1 - December 31, 2024	January 1 - December 31, 2025
1301 - PARK & RECREATION	R910	Transfers In - Transferred from Another Fund	\$766,000	\$0
1301 - PARK & RECREATION	R913	Other Receipts	\$0	\$0
<b>PARK &amp; RECREATION</b>			<b>\$1,552,575</b>	<b>\$1,870,764</b>
1380 - PARK BOND	R112	Financial Institution Tax Distribution	\$4,724	\$9,138
1380 - PARK BOND	R114	Vehicle/Aircraft Excise Tax Distribution	\$15,616	\$30,206
1380 - PARK BOND	R135	Commercial Vehicle Excise Tax Distribution (CVET)	\$1,256	\$2,430
<b>PARK BOND</b>			<b>\$21,596</b>	<b>\$41,774</b>
1381 - PARK BOND #2	R112	Financial Institution Tax Distribution	\$7,381	\$14,278
1381 - PARK BOND #2	R114	Vehicle/Aircraft Excise Tax Distribution	\$24,400	\$47,197
1381 - PARK BOND #2	R135	Commercial Vehicle Excise Tax Distribution (CVET)	\$1,963	\$3,796
1381 - PARK BOND #2	R902	Earnings on Investments and Deposits	\$0	\$0
<b>PARK BOND #2</b>			<b>\$33,744</b>	<b>\$65,271</b>
2141 - PARKING METER	R209	Other Licenses and Permits	\$39,560	\$75,000
2141 - PARKING METER	R412	Parking Receipts	\$688,093	\$2,935,000
2141 - PARKING METER	R423	Other Charges for Services, Sales, and Fees	\$113,737	\$113,737
2141 - PARKING METER	R913	Other Receipts	\$0	\$0
<b>PARKING METER</b>			<b>\$841,390</b>	<b>\$3,123,737</b>
2379 - CUMULATIVE CAPITAL IMP (CIG TAX)	R111	Cigarette Tax Distribution	\$66,299	\$132,599
<b>CUMULATIVE CAPITAL IMP (CIG TAX)</b>			<b>\$66,299</b>	<b>\$132,599</b>
2391 - CUMULATIVE CAPITAL DEVELOPMENT	R112	Financial Institution Tax Distribution	\$15,648	\$30,269
2391 - CUMULATIVE CAPITAL DEVELOPMENT	R114	Vehicle/Aircraft Excise Tax Distribution	\$51,727	\$100,057
2391 - CUMULATIVE CAPITAL DEVELOPMENT	R135	Commercial Vehicle Excise Tax Distribution (CVET)	\$4,161	\$8,048
2391 - CUMULATIVE CAPITAL DEVELOPMENT	R906	Refunds and Reimbursements	\$0	\$0
<b>CUMULATIVE CAPITAL DEVELOPMENT</b>			<b>\$71,536</b>	<b>\$138,374</b>
6301 - TRANSPORTATION	R209	Other Licenses and Permits	\$156,978	\$210,000

Fund	Revenue Code	Revenue Name	July 1 - December 31, 2024	January 1 - December 31, 2025
6301 - TRANSPORTATION	R412	Parking Receipts	\$0	\$0
6301 - TRANSPORTATION	R423	Other Charges for Services, Sales, and Fees	\$0	\$0
6301 - TRANSPORTATION	R503	Other Fines and Forfeitures	\$236,526	\$360,000
6301 - TRANSPORTATION	R910	Transfers In - Transferred from Another Fund	\$350,000	\$350,000
6301 - TRANSPORTATION	R913	Other Receipts	\$0	\$0
TRANSPORTATION			\$743,504	\$920,000
6401 - SANITATION	R423	Other Charges for Services, Sales, and Fees	\$2,096,783	\$2,825,532
6401 - SANITATION	R910	Transfers In - Transferred from Another Fund	\$944,146	\$800,000
6401 - SANITATION	R913	Other Receipts	\$333	\$1,500
SANITATION			\$3,041,262	\$3,627,032
9500 - Fleet Maintenance	R414	Federal, State, and Local Reimbursement for Services	\$1,237,972	\$3,104,392
9500 - Fleet Maintenance	R906	Refunds and Reimbursements	\$1,123,802	\$1,239,182
9500 - Fleet Maintenance	R913	Other Receipts	\$1,302	\$1,060
Fleet Maintenance			\$2,363,076	\$4,344,634
9501 - Dispatch Training	R503	Other Fines and Forfeitures	\$10,000	\$10,000
Dispatch Training			\$10,000	\$10,000
9502 - Parking Facilities	R412	Parking Receipts	\$907,503	\$1,668,166
9502 - Parking Facilities	R503	Other Fines and Forfeitures	\$0	\$0
9502 - Parking Facilities	R910	Transfers In - Transferred from Another Fund	\$681,552	\$681,552
9502 - Parking Facilities	R913	Other Receipts	\$4,543	\$18,272
Parking Facilities			\$1,593,598	\$2,367,990
9504 - Electronic Map Generation	R423	Other Charges for Services, Sales, and Fees	\$50	\$100
Electronic Map Generation			\$50	\$100
9505 - Public Safety Local Income Tax	R134	Federal and State Grants and Distributions - Other	\$0	\$0
9505 - Public Safety Local Income Tax	R138	Local Income Tax (LIT) Certified Shares	\$0	\$0
9505 - Public Safety Local Income Tax	R139	Local Income Tax (LIT) for Public Safety	\$1,129,621	\$4,308,965
9505 - Public Safety Local Income Tax	R141	Local Income Tax (LIT) for Special Purposes	\$1,386,596	\$2,679,096
9505 - Public Safety Local Income Tax	R407	911 Telephone Service	\$867,000	\$0
9505 - Public Safety Local Income Tax	R414	Federal, State, and Local Reimbursement for Services	\$0	\$0



Fund	Revenue Code	Revenue Name	July 1 - December 31, 2024	January 1 - December 31, 2025
9505 - Public Safety Local Income Tax	R423	Other Charges for Services, Sales, and Fees	\$0	\$0
		<b>Public Safety Local Income Tax</b>	<b>\$3,383,217</b>	<b>\$6,988,061</b>
9506 - Housing Trust (F905)(Ord17-03)	R902	Earnings on Investments and Deposits	\$12,000	\$21,000
9506 - Housing Trust (F905)(Ord17-03)	R913	Other Receipts	\$0	\$0
		<b>Housing Trust (F905)(Ord17-03)</b>	<b>\$12,000</b>	<b>\$21,000</b>
9507 - Enhanced Access F410	R423	Other Charges for Services, Sales, and Fees	\$0	\$20
		<b>Enhanced Access F410</b>	<b>\$0</b>	<b>\$20</b>
9508 - Cc Jack Hopkins Social Services NR (F270) 17-42	R910	Transfers In - Transferred from Another Fund	\$350,000	\$500,000
		<b>Cc Jack Hopkins Social Services NR (F270) 17-42</b>	<b>\$350,000</b>	<b>\$500,000</b>
9509 - Food & Beverage Tax (F152)	R106	Food and Beverage Tax	\$1,556,511	\$4,560,000
9509 - Food & Beverage Tax (F152)	R906	Refunds and Reimbursements	\$133,545	\$212,000
		<b>Food &amp; Beverage Tax (F152)</b>	<b>\$1,690,056</b>	<b>\$4,772,000</b>
9510 - Motor Vehicle Highway Restricted (456)	R116	Motor Vehicle Highway Distribution	\$786,643	\$1,655,350
		<b>Motor Vehicle Highway Restricted (456)</b>	<b>\$786,643</b>	<b>\$1,655,350</b>
9511 - IFA CoronaVirus Relief Fnd21.019 F160	R131	Federal and State Grants and Distributions - Economic Development	\$0	\$0
		<b>IFA CoronaVirus Relief Fnd21.019 F160</b>	<b>\$0</b>	<b>\$0</b>
9512 - ARPA Covid Local Fiscal Recovery F176	R131	Federal and State Grants and Distributions - Economic Development	\$0	\$0
		<b>ARPA Covid Local Fiscal Recovery F176</b>	<b>\$0</b>	<b>\$0</b>
9513 - LIT – Economic Development	R140	Local Income Tax (LIT) for Economic Development	\$8,293,703	\$17,234,163
9513 - LIT – Economic Development	R141	Local Income Tax (LIT) for Special Purposes	\$0	\$0
9513 - LIT – Economic Development	R902	Earnings on Investments and Deposits	\$0	\$0
		<b>LIT – Economic Development</b>	<b>\$8,293,703</b>	<b>\$17,234,163</b>
9514 - Digital Equity Fund F457	R209	Other Licenses and Permits	\$85,000	\$85,000
9514 - Digital Equity Fund F457	R910	Transfers In - Transferred from Another Fund	\$0	\$0
		<b>Digital Equity Fund F457</b>	<b>\$85,000</b>	<b>\$85,000</b>
		<b>0113 - BLOOMINGTON CIVIL CITY Total</b>	<b>\$43,503,008</b>	<b>\$88,034,977</b>

# Budget Form 1 - Budget Estimate

Year: 2025 County: Monroe Unit: Bloomington Civil City

Fund	Department	Category	Sub-Category	Line Item Code	Line Item	Published	Adopted
0061 - RAINY DAY	NO DEPARTMENT	SERVICES AND CHARGES	Other Services and Charges	539010	Interfund Transfer	\$0	\$0
0061 - RAINY DAY	NO DEPARTMENT	PROPERTY TAX CAP	Property Tax Cap Impact		Property Tax Cap Impact	\$0	\$0
0061 - RAINY DAY Total						\$0	\$0
0101 - GENERAL	CONTROLLER	PERSONAL SERVICES	Salaries and Wages	51000	Personal Services	\$0	\$0
0101 - GENERAL	CONTROLLER	SUPPLIES	Other Supplies	52000	Supplies	\$10,550	\$10,550
0101 - GENERAL	CONTROLLER	SERVICES AND CHARGES	Professional Services	539010	Transfer to 200	\$0	\$0
0101 - GENERAL	CONTROLLER	SERVICES AND CHARGES	Other Services and Charges	53000	Other Services and Charges	\$213,690	\$213,690
0101 - GENERAL	CONTROLLER	PROPERTY TAX CAP	Property Tax Cap Impact		Tax Caps	\$0	\$0
0101 - GENERAL	CLERK-TREASURER (CITY/TOWN UNITS ONLY)	PERSONAL SERVICES	Salaries and Wages	51000	Personal Services	\$517,310	\$517,310
0101 - GENERAL	CLERK-TREASURER (CITY/TOWN UNITS ONLY)	SUPPLIES	Office Supplies	52000	Supplies	\$7,500	\$7,500
0101 - GENERAL	CLERK-TREASURER (CITY/TOWN UNITS ONLY)	SERVICES AND CHARGES	Professional Services	53000	Other Services and Charges	\$46,435	\$46,435
0101 - GENERAL	MAYOR	PERSONAL SERVICES	Salaries and Wages	51000	Personal Services	\$1,085,503	\$1,085,503
0101 - GENERAL	MAYOR	SUPPLIES	Office Supplies	52000	Supplies	\$7,980	\$7,980
0101 - GENERAL	MAYOR	SERVICES AND CHARGES	Professional Services	53000	Other Services and Charges	\$247,243	\$247,243
0101 - GENERAL	CITY COUNCIL/TOWN BOARD (COMMON COUNCIL)	PERSONAL SERVICES	Salaries and Wages	51000	Personal Services	\$680,018	\$680,018
0101 - GENERAL	CITY COUNCIL/TOWN BOARD (COMMON COUNCIL)	SUPPLIES	Office Supplies	52000	Supplies	\$2,150	\$2,150
0101 - GENERAL	CITY COUNCIL/TOWN BOARD (COMMON COUNCIL)	SERVICES AND CHARGES	Professional Services	53000	Other Services and Charges	\$90,568	\$90,568
0101 - GENERAL	BOARD OF PUBLIC SAFETY	PERSONAL SERVICES	Salaries and Wages	51000	Personnel Services	\$3,415	\$3,415

Fund	Department	Category	Sub-Category	Line Item Code	Line Item	Published	Adopted
0101 - GENERAL	PLANNING & ZONING	PERSONAL SERVICES	Salaries and Wages	51000	Personal Services Main	\$1,570,255	\$1,570,255
0101 - GENERAL	PLANNING & ZONING	SUPPLIES	Office Supplies	52000	Supplies - Main	\$12,336	\$12,336
0101 - GENERAL	PLANNING & ZONING	SERVICES AND CHARGES	Other Services and Charges	53000	Other Services and Charges - MPO	\$727,658	\$727,658
0101 - GENERAL	DATA PROCESSING (COMPUTERS)	PERSONAL SERVICES	Salaries and Wages	51000	Personal Services	\$2,291,916	\$2,291,916
0101 - GENERAL	DATA PROCESSING (COMPUTERS)	SUPPLIES	Office Supplies	52000	Supplies	\$27,541	\$27,541
0101 - GENERAL	DATA PROCESSING (COMPUTERS)	SERVICES AND CHARGES	Professional Services	53000	Other Services and Charges	\$1,815,416	\$1,815,416
0101 - GENERAL	DATA PROCESSING (COMPUTERS)	CAPITAL OUTLAYS	Other Capital Outlays	5400	Capital Outlays	\$70,000	\$70,000
0101 - GENERAL	PERSONNEL	PERSONAL SERVICES	Salaries and Wages	51000	Personal Services	\$6,035,000	\$6,035,000
0101 - GENERAL	PERSONNEL	SUPPLIES	Office Supplies	52000	Supplies	\$32,150	\$32,150
0101 - GENERAL	PERSONNEL	SERVICES AND CHARGES	Professional Services	53000	Other Services and Charges	\$936,062	\$936,062
0101 - GENERAL	LAW DEPARTMENT	PERSONAL SERVICES	Salaries and Wages	51000	Personal Services Main	\$1,222,620	\$1,222,620
0101 - GENERAL	LAW DEPARTMENT	SUPPLIES	Office Supplies	52000	Supplies Main	\$5,359	\$5,359
0101 - GENERAL	LAW DEPARTMENT	SERVICES AND CHARGES	Professional Services	53000	Other Services and Charges	\$1,081,980	\$1,081,980
0101 - GENERAL	COMMUNITY SERVICES	PERSONAL SERVICES	Salaries and Wages	51000	Personal Services	\$941,190	\$941,190
0101 - GENERAL	COMMUNITY SERVICES	SUPPLIES	Office Supplies	52000	Supplies	\$5,900	\$5,900
0101 - GENERAL	COMMUNITY SERVICES	SERVICES AND CHARGES	Professional Services	53000	Other Services and Charges	\$649,967	\$649,967
0101 - GENERAL	ENGINEER	PERSONAL SERVICES	Salaries and Wages	51000	Personal Services	\$1,573,401	\$1,573,401
0101 - GENERAL	ENGINEER	SUPPLIES	Office Supplies	5200	Supplies	\$16,526	\$16,526
0101 - GENERAL	ENGINEER	SERVICES AND CHARGES	Professional Services	53000	Other Services and Charges	\$141,797	\$141,797
0101 - GENERAL	ENGINEER	CAPITAL OUTLAYS	Other Capital Outlays	5400	Capital Outlays	\$1,136,000	\$1,136,000
0101 - GENERAL	FIRE DEPARTMENT	PERSONAL SERVICES	Salaries and Wages	51000	Personal Services	\$15,275,013	\$15,275,013

Fund	Department	Category	Sub-Category	Line Item Code	Line Item	Published	Adopted
0101 - GENERAL	FIRE DEPARTMENT	SUPPLIES	Office Supplies	52000	Supplies	\$735,131	\$735,131
0101 - GENERAL	FIRE DEPARTMENT	SERVICES AND CHARGES	Professional Services	53000	Other Services and Charges	\$1,394,431	\$1,394,431
0101 - GENERAL	POLICE DEPARTMENT (TOWN MARSHAL)	PERSONAL SERVICES	Salaries and Wages	51000	Personal Services	\$16,787,407	\$16,787,407
0101 - GENERAL	POLICE DEPARTMENT (TOWN MARSHAL)	SUPPLIES	Office Supplies	52000	Supplies	\$692,281	\$692,281
0101 - GENERAL	POLICE DEPARTMENT (TOWN MARSHAL)	SERVICES AND CHARGES	Professional Services	53000	Other Services and Charges	\$1,203,428	\$1,203,428
0101 - GENERAL	POLICE DEPARTMENT (TOWN MARSHAL)	SERVICES AND CHARGES	Insurance	53000	other serv Dispatch	\$0	\$0
0101 - GENERAL	PUBLIC WORKS SERVICE	PERSONAL SERVICES	Salaries and Wages	51000	Personal Services	\$640,249	\$640,249
0101 - GENERAL	PUBLIC WORKS SERVICE	SUPPLIES	Office Supplies	52000	Supplies	\$174,532	\$174,532
0101 - GENERAL	PUBLIC WORKS SERVICE	SERVICES AND CHARGES	Professional Services	53000	Other Services and Charges	\$1,561,416	\$1,561,416
0101 - GENERAL	PUBLIC WORKS SERVICE	CAPITAL OUTLAYS	Other Capital Outlays	54000	Capital Outlays	\$337,500	\$337,500
0101 - GENERAL	SOLID WASTE (REFUSE-GARBAGE-TRASH)	SERVICES AND CHARGES	Other Services and Charges	539010	Inter-Fund Transfers	\$800,000	\$800,000
0101 - GENERAL	MAINTENANCE & REPAIR	PERSONAL SERVICES	Salaries and Wages	51000	Personal Services	\$483,354	\$483,354
0101 - GENERAL	MAINTENANCE & REPAIR	SUPPLIES	Office Supplies	52000	Supplies	\$62,799	\$62,799
0101 - GENERAL	MAINTENANCE & REPAIR	SERVICES AND CHARGES	Professional Services	53000	Other Services and Charges	\$568,322	\$568,322
0101 - GENERAL	MAINTENANCE & REPAIR	CAPITAL OUTLAYS	Other Capital Outlays	5400	Capital Outlay	\$215,000	\$215,000
0101 - GENERAL	ANIMAL CONTROL	PERSONAL SERVICES	Salaries and Wages	51000	Personal Services	\$1,721,834	\$1,721,834
0101 - GENERAL	ANIMAL CONTROL	SUPPLIES	Office Supplies	52000	Supplies	\$144,893	\$144,893
0101 - GENERAL	ANIMAL CONTROL	SERVICES AND CHARGES	Other Services and Charges	53000	Other Services and Charges	\$297,988	\$297,988
0101 - GENERAL	ANIMAL CONTROL	CAPITAL OUTLAYS	Other Capital Outlays	54000	Capital Outlays	\$60,000	\$60,000
0101 - GENERAL	ECONOMIC DEVELOPMENT	PERSONAL SERVICES	Salaries and Wages	51000	Personal Services	\$919,655	\$919,655
0101 - GENERAL	ECONOMIC DEVELOPMENT	SUPPLIES	Office Supplies	52000	Supplies	\$14,080	\$14,080



Fund	Department	Category	Sub-Category	Line Item Code	Line Item	Published	Adopted
0101 - GENERAL	ECONOMIC DEVELOPMENT	SERVICES AND CHARGES	Professional Services	53000	Other Services and Charges	\$534,077	\$534,077
0101 - GENERAL	ECONOMIC DEVELOPMENT	SERVICES AND CHARGES	Other Services and Charges	CRED	CRED	\$0	\$0
0101 - GENERAL	Housing and Neighborhood Development (HAND)	PERSONAL SERVICES	Salaries and Wages	51000	Personal Services	\$1,650,217	\$1,650,217
0101 - GENERAL	Housing and Neighborhood Development (HAND)	SUPPLIES	Office Supplies	52000	Supplies	\$18,656	\$18,656
0101 - GENERAL	Housing and Neighborhood Development (HAND)	SERVICES AND CHARGES	Professional Services	53000	Other Services and Charges	\$652,159	\$652,159
0101 - GENERAL	Housing and Neighborhood Development (HAND)	SERVICES AND CHARGES	Other Services and Charges	539010	Transfer	\$0	\$0
0101 - GENERAL Total						\$70,149,858	\$70,149,858
0104 - REPAIR & REPLACEMENT	CONTROLLER	CAPITAL OUTLAYS	Other Capital Outlays	54000	Capital Outlays	\$436,000	\$436,000
0104 - REPAIR & REPLACEMENT Total						\$436,000	\$436,000
0113 - NONREVERTING	CONTROLLER	SERVICES AND CHARGES	Professional Services	53000	Other Services and Charges	\$0	\$0
0113 - NONREVERTING Total						\$0	\$0
0182 - BOND #2	CONTROLLER	SERVICES AND CHARGES	Other Services and Charges	53000	Services and Charges	\$4,000	\$4,000
0182 - BOND #2	CONTROLLER	DEBT SERVICE	Payments on Bonds and Other Debt Principal	53000	Debt Service P&I	\$802,163	\$802,163
0182 - BOND #2 Total						\$806,163	\$806,163
0183 - BOND #3	CONTROLLER	SERVICES AND CHARGES	Other Services and Charges	53000	Services and Charges	\$3,000	\$3,000
0183 - BOND #3	CONTROLLER	DEBT SERVICE	Payments on Bonds and Other Debt Principal	53000	Debt Service Principle	\$504,168	\$504,168
0183 - BOND #3 Total						\$507,168	\$507,168
0184 - BOND #4	CONTROLLER	SERVICES AND CHARGES	Other Services and Charges	53000	Services and Charges	\$1,000	\$1,000

Fund	Department	Category	Sub-Category	Line Item Code	Line Item	Published	Adopted
0184 - BOND #4	CONTROLLER	DEBT SERVICE	Payments on Bonds and Other Debt Principal	53000	Debt Service Principle	\$1,117,594	\$1,117,594
0184 - BOND #4 Total						\$1,118,594	\$1,118,594
0203 - SELF INSURANCE	INSURANCE (RISK MANAGEMENT)	PERSONAL SERVICES	Salaries and Wages	51000	Personnel Services	\$283,369	\$283,369
0203 - SELF INSURANCE	INSURANCE (RISK MANAGEMENT)	SUPPLIES	Office Supplies	52000	Supplies	\$86,840	\$86,840
0203 - SELF INSURANCE	INSURANCE (RISK MANAGEMENT)	SERVICES AND CHARGES	Professional Services	53000	Services	\$584,603	\$584,603
0203 - SELF INSURANCE Total						\$954,812	\$954,812
0341 - FIRE PENSION	CONTROLLER	PERSONAL SERVICES	Salaries and Wages	51000	Personnel Services	\$4,058	\$4,058
0341 - FIRE PENSION	CONTROLLER	SUPPLIES	Office Supplies	52000	Supplies	\$350	\$350
0341 - FIRE PENSION	CONTROLLER	SERVICES AND CHARGES	Professional Services	53000	Services	\$2,146,329	\$2,146,329
0341 - FIRE PENSION Total						\$2,150,737	\$2,150,737
0342 - POLICE PENSION	CONTROLLER	PERSONAL SERVICES	Salaries and Wages	51000	Personnel Services	\$4,306	\$4,306
0342 - POLICE PENSION	CONTROLLER	SUPPLIES	Office Supplies	52000	Supplies	\$600	\$600
0342 - POLICE PENSION	CONTROLLER	SERVICES AND CHARGES	Professional Services	53000	Services	\$1,447,620	\$1,447,620
0342 - POLICE PENSION Total						\$1,452,526	\$1,452,526
0706 - LOCAL ROAD & STREET	Street	SUPPLIES	Operating Supplies	52000	Supplies	\$342,318	\$342,318

Fund	Department	Category	Sub-Category	Line Item Code	Line Item	Published	Adopted
0706 - LOCAL ROAD & STREET	Street	SERVICES AND CHARGES	Professional Services	53000	Services	\$1,157,682	\$1,157,682
0706 - LOCAL ROAD & STREET Total						\$1,500,000	\$1,500,000
0708 - MOTOR VEHICLE HIGHWAY	Street	PERSONAL SERVICES	Salaries and Wages	51000	Personnel	\$3,365,499	\$3,365,499
0708 - MOTOR VEHICLE HIGHWAY	Street	SUPPLIES	Office Supplies	52000	Supplies	\$146,652	\$146,652
0708 - MOTOR VEHICLE HIGHWAY	Street	SERVICES AND CHARGES	Professional Services	53000	Services	\$1,422,719	\$1,422,719
0708 - MOTOR VEHICLE HIGHWAY Total						\$4,934,870	\$4,934,870
1146 - COMMUNICATIONS CENTER	Telecommunications	SUPPLIES	Office Supplies	52000	Supplies	\$12,960	\$12,960
1146 - COMMUNICATIONS CENTER	Telecommunications	SERVICES AND CHARGES	Professional Services	53000	Other Services and Charges	\$414,016	\$414,016
1146 - COMMUNICATIONS CENTER	Telecommunications	CAPITAL OUTLAYS	Other Capital Outlays	54000	Capital Outlays	\$268,570	\$268,570
1146 - COMMUNICATIONS CENTER Total						\$695,546	\$695,546
1151 - CONTINUING EDUCATION	POLICE DEPARTMENT (TOWN MARSHAL)	SERVICES AND CHARGES	Professional Services	53160	Instruction	\$50,500	\$50,500
1151 - CONTINUING EDUCATION Total						\$50,500	\$50,500
1301 - PARK & RECREATION	Parks & Recreation	PERSONAL SERVICES	Salaries and Wages	51000	Personnel	\$7,655,988	\$7,655,988
1301 - PARK & RECREATION	Parks & Recreation	SUPPLIES	Office Supplies	52000	Supplies	\$810,725	\$810,725

Fund	Department	Category	Sub-Category	Line Item Code	Line Item	Published	Adopted
1301 - PARK & RECREATION	Parks & Recreation	SERVICES AND CHARGES	Professional Services	53000	Services	\$3,565,966	\$3,565,966
1301 - PARK & RECREATION	Parks & Recreation	CAPITAL OUTLAYS	Other Capital Outlays	54000	Capital Outlays	\$183,500	\$183,500
1301 - PARK & RECREATION Total						\$12,216,179	\$12,216,179
1380 - PARK BOND	CONTROLLER	SERVICES AND CHARGES	Other Services and Charges	53000	Services and Charges	\$3,000	\$3,000
1380 - PARK BOND	CONTROLLER	DEBT SERVICE	Payments on Bonds and Other Debt Principal	53000	Debt Service Principle	\$736,107	\$736,107
1380 - PARK BOND Total						\$739,107	\$739,107
1381 - PARK BOND #2	CONTROLLER	SERVICES AND CHARGES	Other Services and Charges	53000	Services and Charges	\$1,000	\$1,000
1381 - PARK BOND #2	CONTROLLER	DEBT SERVICE	Payments on Bonds and Other Debt Principal	53000	Debt Service Principle	\$1,117,594	\$1,117,594
1381 - PARK BOND #2 Total						\$1,118,594	\$1,118,594
2141 - PARKING METER	COMMUNITY SERVICES	SERVICES AND CHARGES	Professional Services	53000	Services	\$250,000	\$250,000
2141 - PARKING METER	PARKING ADMINISTRATION	PERSONAL SERVICES	Salaries and Wages	51000	Personnel	\$1,122,955	\$1,122,955
2141 - PARKING METER	PARKING ADMINISTRATION	SUPPLIES	Office Supplies	52000	Supplies	\$121,209	\$121,209
2141 - PARKING METER	PARKING ADMINISTRATION	SERVICES AND CHARGES	Professional Services	53000	Services	\$1,309,072	\$1,309,072
2141 - PARKING METER	PARKING ADMINISTRATION	CAPITAL OUTLAYS	Other Capital Outlays	54000	Capital Outlays	\$220,316	\$220,316
2141 - PARKING METER	Street	SERVICES AND CHARGES	Other Services and Charges	53000	Services and Charges	\$1,000,000	\$1,000,000
2141 - PARKING METER Total						\$4,023,552	\$4,023,552



Fund	Department	Category	Sub-Category	Line Item Code	Line Item	Published	Adopted
2379 - CUMULATIVE CAPITAL IMP (CIG TAX)	PUBLIC WORKS SERVICE	SUPPLIES	Other Supplies	52000	Street, Alley and Sewer	\$25,900	\$25,900
2379 - CUMULATIVE CAPITAL IMP (CIG TAX)	PUBLIC WORKS SERVICE	SERVICES AND CHARGES	Professional Services	5300	600-Public Works-Other Serv Total	\$90,000	\$90,000
<b>2379 - CUMULATIVE CAPITAL IMP (CIG TAX) Total</b>						<b>\$115,900</b>	<b>\$115,900</b>
2391 - CUMULATIVE CAPITAL DEVELOPMENT	ENGINEER	CAPITAL OUTLAYS	Other Capital Outlays	54000	Capital Outlays	\$750,000	\$750,000
2391 - CUMULATIVE CAPITAL DEVELOPMENT	PUBLIC WORKS SERVICE	SUPPLIES	Other Supplies	52000	Street, Alley and Sewer	\$1,081,764	\$1,081,764
2391 - CUMULATIVE CAPITAL DEVELOPMENT	PUBLIC WORKS SERVICE	SERVICES AND CHARGES	Professional Services	53000	Services	\$325,000	\$325,000
2391 - CUMULATIVE CAPITAL DEVELOPMENT	PUBLIC WORKS SERVICE	SERVICES AND CHARGES	Other Services and Charges	539010	Interfund Transfer	\$350,000	\$350,000
2391 - CUMULATIVE CAPITAL DEVELOPMENT	PUBLIC WORKS SERVICE	CAPITAL OUTLAYS	Other Capital Outlays	54000	Capital Outlays	\$500,000	\$500,000
<b>2391 - CUMULATIVE CAPITAL DEVELOPMENT Total</b>						<b>\$3,006,764</b>	<b>\$3,006,764</b>
6301 - TRANSPORTATION	CITY COUNCIL/TOWN BOARD (COMMON COUNCIL)	CAPITAL OUTLAYS	Other Capital Outlays	54000	Capital Outlays	\$350,000	\$350,000
6301 - TRANSPORTATION	COMMUNITY SERVICES	SUPPLIES	Office Supplies	52000	Supplies	\$0	\$0
6301 - TRANSPORTATION	COMMUNITY SERVICES	SERVICES AND CHARGES	Professional Services	53000	Services	\$0	\$0
6301 - TRANSPORTATION	ENGINEER	SERVICES AND CHARGES	Professional Services	53000	Services	\$190,000	\$190,000
6301 - TRANSPORTATION	PARKING ADMINISTRATION	PERSONAL SERVICES	Salaries and Wages	51000	Personnel	\$222,403	\$222,403
6301 - TRANSPORTATION	PARKING ADMINISTRATION	SUPPLIES	Office Supplies	52000	Supplies	\$7,903	\$7,903

Fund	Department	Category	Sub-Category	Line Item Code	Line Item	Published	Adopted
6301 - TRANSPORTATION	PARKING ADMINISTRATION	SERVICES AND CHARGES	Professional Services	53000	Services	\$38,504	\$38,504
<b>6301 - TRANSPORTATION Total</b>						<b>\$808,810</b>	<b>\$808,810</b>
6401 - SANITATION	SOLID WASTE (REFUSE-GARBAGE-TRASH)	PERSONAL SERVICES	Salaries and Wages	51000	Personnel	\$2,049,194	\$2,049,194
6401 - SANITATION	SOLID WASTE (REFUSE-GARBAGE-TRASH)	SUPPLIES	Office Supplies	52000	Supplies	\$227,095	\$227,095
6401 - SANITATION	SOLID WASTE (REFUSE-GARBAGE-TRASH)	SERVICES AND CHARGES	Professional Services	53000	Servcies	\$1,436,166	\$1,436,166
6401 - SANITATION	SOLID WASTE (REFUSE-GARBAGE-TRASH)	CAPITAL OUTLAYS	Other Capital Outlays	54000	Capital Outlays	\$130,000	\$130,000
<b>6401 - SANITATION Total</b>						<b>\$3,842,455</b>	<b>\$3,842,455</b>
9500 - Fleet Maintenance	Fleet Maintenance	PERSONAL SERVICES	Salaries and Wages	51000	Personnel	\$1,022,542	\$1,022,542
9500 - Fleet Maintenance	Fleet Maintenance	SUPPLIES	Office Supplies	52000	Supplies	\$2,526,655	\$2,526,655
9500 - Fleet Maintenance	Fleet Maintenance	SERVICES AND CHARGES	Professional Services	53000	Services	\$524,101	\$524,101
9500 - Fleet Maintenance	Fleet Maintenance	CAPITAL OUTLAYS	Other Capital Outlays	540000	Capital Outlays	\$150,000	\$150,000
<b>9500 - Fleet Maintenance Total</b>						<b>\$4,223,298</b>	<b>\$4,223,298</b>
9501 - Dispatch Training	POLICE DEPARTMENT (TOWN MARSHAL)	SERVICES AND CHARGES	Professional Services	53000	Other Services and Charges	\$17,000	\$17,000
<b>9501 - Dispatch Training Total</b>						<b>\$17,000</b>	<b>\$17,000</b>
9502 - Parking Facilities	PARKING ADMINISTRATION	PERSONAL SERVICES	Salaries and Wages	51000	Personnel	\$1,026,613	\$1,026,613
9502 - Parking Facilities	PARKING ADMINISTRATION	SUPPLIES	Office Supplies	52000	Supplies	\$60,340	\$60,340

Fund	Department	Category	Sub-Category	Line Item Code	Line Item	Published	Adopted
9502 - Parking Facilities	PARKING ADMINISTRATION	SERVICES AND CHARGES	Professional Services	53000	Services	\$1,365,973	\$1,365,973
9502 - Parking Facilities Total						\$2,452,926	\$2,452,926
9504 - Electronic Map Generation	DATA PROCESSING (COMPUTERS)	SERVICES AND CHARGES	Other Services and Charges	53000	Electronic Map Generation	\$100	\$100
9504 - Electronic Map Generation Total						\$100	\$100
9505 - Public Safety Local Income Tax	FIRE DEPARTMENT	SUPPLIES	Office Supplies	52000	Supplies	\$344,070	\$344,070
9505 - Public Safety Local Income Tax	FIRE DEPARTMENT	CAPITAL OUTLAYS	Other Capital Outlays	5400	Capital Outlays	\$2,400,000	\$2,400,000
9505 - Public Safety Local Income Tax	POLICE DEPARTMENT (TOWN MARSHAL)	CAPITAL OUTLAYS	Other Capital Outlays	54000	Capital	\$1,778,500	\$1,778,500
9505 - Public Safety Local Income Tax	Dispatch	PERSONAL SERVICES	Salaries and Wages	51000	Personnel	\$3,835,462	\$3,835,462
9505 - Public Safety Local Income Tax	Dispatch	SUPPLIES	Office Supplies	52000	Supplies	\$40,000	\$40,000
9505 - Public Safety Local Income Tax	Dispatch	SERVICES AND CHARGES	Professional Services	53000	Services	\$147,000	\$147,000
9505 - Public Safety Local Income Tax	Dispatch	CAPITAL OUTLAYS	Other Capital Outlays	5400	Capital	\$293,000	\$293,000
9505 - Public Safety Local Income Tax Total						\$8,838,032	\$8,838,032
9506 - Housing Trust (F905)(Ord17-03)	Housing and Neighborhood Development (HAND)	SERVICES AND CHARGES	Professional Services	53000	Services	\$1,150,000	\$1,150,000
9506 - Housing Trust (F905)(Ord17-03) Total						\$1,150,000	\$1,150,000
9507 - Enhanced Access F410	POLICE DEPARTMENT (TOWN MARSHAL)	SERVICES AND CHARGES	Other Services and Charges	53000	Services	\$10	\$10
9507 - Enhanced Access F410 Total						\$10	\$10

Fund	Department	Category	Sub-Category	Line Item Code	Line Item	Published	Adopted
9508 - Cc Jack Hopkins Social Services NR (F270) 17-42	CITY COUNCIL/TOWN BOARD (COMMON COUNCIL)	SERVICES AND CHARGES	Professional Services	53000	Services	\$500,000	\$500,000
<b>9508 - Cc Jack Hopkins Social Services NR (F270) 17-42 Total</b>						<b>\$500,000</b>	<b>\$500,000</b>
9509 - Food & Beverage Tax (F152)	CONTROLLER	SERVICES AND CHARGES	Professional Services	5300	Services	\$899,400	\$899,400
<b>9509 - Food &amp; Beverage Tax (F152) Total</b>						<b>\$899,400</b>	<b>\$899,400</b>
9510 - Motor Vehicle Highway Restricted (456)	Street	PERSONAL SERVICES	Salaries and Wages	51000	Personnel	\$513,582	\$513,582
9510 - Motor Vehicle Highway Restricted (456)	Street	SUPPLIES	Office Supplies	52000	Supplies	\$0	\$0
9510 - Motor Vehicle Highway Restricted (456)	Street	SERVICES AND CHARGES	Professional Services	53000	Services	\$600,000	\$600,000
9510 - Motor Vehicle Highway Restricted (456)	Street	CAPITAL OUTLAYS	Other Capital Outlays	54000	Capital Outlays	\$950,000	\$950,000
<b>9510 - Motor Vehicle Highway Restricted (456) Total</b>						<b>\$2,063,582</b>	<b>\$2,063,582</b>
9511 - IFA CoronaVirus Relief Fnd21.019 F160	CONTROLLER	SERVICES AND CHARGES	Professional Services	53000	Services	\$0	\$0
<b>9511 - IFA CoronaVirus Relief Fnd21.019 F160 Total</b>						<b>\$0</b>	<b>\$0</b>
9512 - ARPA Covid Local Fiscal Recovery F176	DATA PROCESSING (COMPUTERS)	SERVICES AND CHARGES	Other Services and Charges	5300	Services	\$0	\$0
9512 - ARPA Covid Local Fiscal Recovery F176	PERSONNEL	SERVICES AND CHARGES	Professional Services	53000	Services	\$0	\$0
9512 - ARPA Covid Local Fiscal Recovery F176	COMMUNITY SERVICES	SERVICES AND CHARGES	Other Services and Charges	53000	Services	\$0	\$0



Fund	Department	Category	Sub-Category	Line Item Code	Line Item	Published	Adopted
9512 - ARPA Covid Local Fiscal Recovery F176	ECONOMIC DEVELOPMENT	SERVICES AND CHARGES	Professional Services	53000	Services	\$0	\$0
9512 - ARPA Covid Local Fiscal Recovery F176	Housing and Neighborhood Development (HAND)	PERSONAL SERVICES	Salaries and Wages	5100	Personnel	\$0	\$0
9512 - ARPA Covid Local Fiscal Recovery F176	Housing and Neighborhood Development (HAND)	SERVICES AND CHARGES	Other Services and Charges	ARPA	Sevrices	\$0	\$0
9512 - ARPA Covid Local Fiscal Recovery F176	Street	SUPPLIES	Office Supplies	5200	Supplies	\$0	\$0
9512 - ARPA Covid Local Fiscal Recovery F176	Parks & Recreation	SERVICES AND CHARGES	Other Services and Charges	CRED	Services	\$0	\$0
9512 - ARPA Covid Local Fiscal Recovery F176 Total						\$0	\$0
9513 - LIT – Economic Development	CONTROLLER	PERSONAL SERVICES	Salaries and Wages	51000	Salaries	\$1,262,302	\$1,262,302
9513 - LIT – Economic Development	CONTROLLER	SERVICES AND CHARGES	Other Services and Charges	533000	Services	\$2,536,306	\$2,536,306
9513 - LIT – Economic Development	DATA PROCESSING (COMPUTERS)	CAPITAL OUTLAYS	Machinery, Equipment, and Vehicles	54000	Capital Outlays	\$632,500	\$632,500
9513 - LIT – Economic Development	PERSONNEL	PERSONAL SERVICES	Other Personal Services	51000	Personnel	\$987,972	\$987,972
9513 - LIT – Economic Development	PERSONNEL	SERVICES AND CHARGES	Professional Services	53000	Services	\$58,540	\$58,540
9513 - LIT – Economic Development	COMMUNITY SERVICES	PERSONAL SERVICES	Salaries and Wages	51000	Personnal	\$74,447	\$74,447
9513 - LIT – Economic Development	COMMUNITY SERVICES	SERVICES AND CHARGES	Other Services and Charges	53000	Servcies	\$989,133	\$989,133
9513 - LIT – Economic Development	FIRE DEPARTMENT	PERSONAL SERVICES	Salaries and Wages	51000	Salaries	\$417,516	\$417,516
9513 - LIT – Economic Development	FIRE DEPARTMENT	SERVICES AND CHARGES	Other Services and Charges	530000	Services	\$5,500	\$5,500
9513 - LIT – Economic Development	POLICE DEPARTMENT (TOWN MARSHAL)	PERSONAL SERVICES	Other Personal Services	51000	Personnel	\$1,821,053	\$1,821,053
9513 - LIT – Economic Development	POLICE DEPARTMENT (TOWN MARSHAL)	SERVICES AND CHARGES	Other Services and Charges	53000	Services	\$16,442	\$16,442
9513 - LIT – Economic Development	PUBLIC WORKS SERVICE	SERVICES AND CHARGES	Other Services and Charges	53000	Services	\$0	\$0
9513 - LIT – Economic Development	MAINTENANCE & REPAIR	SERVICES AND CHARGES	Professional Services	5300	Services	\$486,000	\$486,000

Fund	Department	Category	Sub-Category	Line Item Code	Line Item	Published	Adopted
9513 - LIT – Economic Development	ECONOMIC DEVELOPMENT	SUPPLIES	Office Supplies	52000	Supplies	\$0	\$0
9513 - LIT – Economic Development	ECONOMIC DEVELOPMENT	SERVICES AND CHARGES	Other Services and Charges	53000	Services	\$6,091,350	\$6,091,350
9513 - LIT – Economic Development	Housing and Neighborhood Development (HAND)	PERSONAL SERVICES	Salaries and Wages	51000	Salaries	\$75,115	\$75,115
9513 - LIT – Economic Development	Housing and Neighborhood Development (HAND)	SERVICES AND CHARGES	Other Services and Charges	53000	Services	\$850,000	\$850,000
9513 - LIT – Economic Development Total						\$16,304,176	\$16,304,176
9514 - Digital Equity Fund F457	DATA PROCESSING (COMPUTERS)	PERSONAL SERVICES	Salaries and Wages	51000	Salaries	\$76,530	\$76,530
9514 - Digital Equity Fund F457	DATA PROCESSING (COMPUTERS)	SUPPLIES	Office Supplies	5200	Supplies	\$10,000	\$10,000
9514 - Digital Equity Fund F457	DATA PROCESSING (COMPUTERS)	SERVICES AND CHARGES	Professional Services	5300	Services	\$10,000	\$10,000
9514 - Digital Equity Fund F457 Total						\$96,530	\$96,530
UNIT TOTAL						\$147,173,189	\$147,173,189

**RESOLUTION OF THE FOOD AND BEVERAGE TAX  
ADVISORY COMMISSISON**

A resolution to accept the CIB's proposed budget for 2025

**WHEREAS**, the City Council passed Resolution 2024-17 requesting that the Food and Beverage Commission consider and adopt written recommendations regarding the City of Bloomington's (CIB) proposed 2023 budget to be funded from the City's portion of food and beverage tax revenues.

**WHEREAS**, the Food and Beverage Commission met on September 24, 2024, and heard a presentation of the CIB budget by Jeff Underwood.

**WHEREAS**, after the presentation of the budget, a roll call vote was taken of the Commission and the budget received a positive recommendation from the Commission.

**NOW, THEREFORE**, be it resolved by the Food and Beverage Advisory Commission of Monroe County, Indiana, that:

The Food and Beverage Advisory Tax Commission positively recommends the acceptance of the CIB budget as presented on September 24, 2024.

Passed and Adopted by the Food and Beverage Advisory Tax Commission upon this 24<sup>th</sup> day of September 2024.

☒ Aye ☐ Nay ☐ Abstain ☐ Not Present

  
Andy Ruff, Chair

☒ Aye ☐ Nay ☐ Abstain ☐ Not Present

  
Cheryl Munson

☒ Aye ☐ Nay ☐ Abstain ☐ Not Present

  
Julie Thomas

☒ Aye ☐ Nay ☐ Abstain ☐ Not Present

  
Gretchen Knapp

☒ Aye ☐ Nay ☐ Abstain ☐ Not Present

  
Lennie Busch


☒ Aye ☐ Nay ☐ Abstain ☐ Not Present

  
Mark Bell

☒ Aye ☐ Nay ☐ Abstain ☐ Not Present

  
Galen Cassady

ATTEST:

  
Brianne Gregory  
Monroe County, Indiana

Sept 24, 2024  
Date  
071

## OFFICE OF THE MAYOR

2025 BUDGET  
CHANGES MEMO

## Memorandum

**TO:** Members of the City of Bloomington Common Council  
**FROM:** Kerry Thomson, Mayor  
**Date:** September 16, 2024

---

The Office of the Mayor (OOTM) is pleased to submit the revised 2025 Budget for the City of Bloomington. This budget reflects changes made 1) in response to feedback from and negotiations with Council, 2) to move some items out of the budget and into a future bond, and 3) to correct any errors that have come to light. This memo summarizes changes and intents for future actions together. Thank you for your partnership and collaboration.

The amount and term of the proposed bond are yet to be finalized with Council, but a bond is key to meeting our shared objectives. \$4.5M is advertised in the budget for Bond #5 because \$4.5M is the highest our first-year payment could be without raising the tax rate. This gives us flexibility and keeps our tax rate flat. Our bonding capacity is dependent on many factors yet to be decided, such as bond size and term length. The Controller intends to recommend a \$5M, 2-year bond, but it would also be possible, for example, to issue a 1-year bond for \$4.5M (this would likely involve cutting some projects), or a 3-year bond for \$6M. Bond counsel is preparing options for our mutual consideration.

Please also note that \$6M for implementing the compensation and classification study across all departments "lives" in the HR budget for now. Salary ordinances confirming pay grades for civil and non-union roles and confirming pay rates for Fire and Police will be submitted to Council in October. Individual salaries for each employee, based on role and tenure, will be confirmed and communicated before the end of the year. A salary study for elected officials is yet to be completed in 2024, and the salary ordinance for elected officials will be submitted in November to reflect its findings. A salary study for AFSCME employees is included in the 2025 budget.



## **2025 Budget Changes**

- The Controller added \$1M for 2025 Transportation Plan projects (such as greenways); this would include \$600K in the general fund; \$300K in CCD funding; and \$100K not in the budget that would have to be bonded.
- \$1.4M for 2025 Safe Streets 4 All prioritized projects would be added to the bond. Precisely *which* projects can be determined later when the SS4A prioritization plan is final, but might include the Indiana Ave protected bike lane, for example.
- \$1.35M for 3 Engineering projects (curb ramps and signal modernization) was removed from the budget but would be included in the bond.
- \$150K more for sidewalks was added to the budget (other projects were shifted to the bond to free up Alternative Transportation Fund dollars for this).
  - We agree Sidewalk Plan could be added to Transportation Plan with philosophy/criteria developed by interdepartmental sidewalk committee (and of Council vote to add to the Plan).
- \$50K for neighborhood traffic calming was already in the budget per usual but will likely be moved to the bond to free up the funding source.
- Another \$400K was added to the budget to max out Community Crossing Grant match potential.
- \$500 was added to Council President stipend (raising it from \$1,000 to \$1,500).
- \$10K was added for public safety study (this will appear in the Controller's budget under Other Services & Charges and will be broken out soon into a new Community Safety line in the ED LIT Fund).
- We have reached agreement with the Clerk, and 3 of 4 salary increases requested are included in the budget.
- \$15K was cut from the HR budget since website changes are included elsewhere.
- The Community Engagement Director in the OOTM, which is currently empty, had been accidentally deleted from the OOTM's personnel line and has been added back in. This adds \$99,579 back into the OOTM departmental budget.
- The calculation for the Police personnel line was missing some of the details proposed for the contract. This adds \$1,052,722 to the BPD personnel budget.

	General	PS LIT	ED LIT	Total
New				
2025	16,787,407	3,835,462	1,821,053	22,448,229
Old 2025	15,734,686	3,835,462	1,821,053	21,395,507
	<u>1,052,721</u>			<u>1,052,722</u>

- \$450K was already in the Planning budget for SS4A corridor studies, likely including 3rd/Atwater.

- \$75K was already in the Planning budget for a 20% match for SS4A demonstration pilot projects.
- \$150,000 was cut from the Planning budget. The UDO Housing Affordability Linkage Fee / Nexus Study was budgeted at \$250K, but came in at a lower estimate from a consultant during budget hearings.
- Finally, Engineering notes there will be CRED money allocated but not spent this year, perhaps as much as \$1.5M, that could be reallocated next year.

Thank you for your consideration!

STATE OF INDIANA	)	IN THE CITY OF BLOOMINGTON
	)	
COUNTY OF MONROE	)	SS: CAUSE: TAXPAYER JUSTICE
	)	
CITY OF BLOOMINGTON	)	

JOE DAVIS, CHRISTOPHER RIOS-SIELAFF,	)
DAREAL RUBLE, JOSH SIMMONS,	)
DAVID COLMAN, MICHELLE MARTIN	)
COLMAN, MARC HAGGERTY,	)
MARK HARPER, SIENNA M. HARPER,	)
And ASHTON HARPER,	)
<i>Petitioners,</i>	)
v.	)
	)
KERRY THOMSON, MAYOR, EXECUTIVE	)
CITY OF BLOOMINGTON, and	)
	)
COMMON COUNCIL, LEGISLATIVE,	)
CITY OF BLOOMINGTON,	)
<i>Respondents.</i>	)

**CITY OF BLOOMINGTON TAXPAYER OBJECTION PETITION OF  
BUDGET, TAX RATE, OR TAX LEVY**

COMES NOW Taxpaying Petitioners, from the City of Bloomington, file this *City of Bloomington Taxpayer Objection Petition of Budget, Tax Rate, or Tax Levy*, against the proper officers, Kerry Thomson, Mayor, Executive, City of Bloomington (the “Executive”), and the Common Council, Legislative, City of Bloomington (the “Legislative”), for relief from actions taken by the same in the proposed, and accepted, Civil City Budget public hearing that took place on September 25, 2024. as these actions were potentially in violation/denial of both Petitioner’s Constitutional and Statutory rights to due process, and representation, under the law, we ask for findings to be made by the proper officers of said Executive, and Legislative, bodies. We further ask that this Taxpayer Objection Petition, and the findings of the proper officers, be incorporated into, and attached to, the 2025 adopted Bloomington Civil City Budget, as per state

statute..... This 2025 Budget will be adopted, on or around October 9, 2024. In support of such relief, Petitioners state the following:

## **I. INTRODUCTION**

1. We, the concerned Taxpaying citizens of Bloomington Indiana seek that all appropriations to be used for any part of the proposed expansion of the Monroe County Convention Center be frozen in escrow until the citizenry may conduct a full investigation of the legalities of the formation of the Capital Improvement Board (the “CIB”), the body that has taken over the ownership of the public’s land east of the current Monroe County Convention Center located at 302 S. College Avenue in Bloomington, Indiana, 47403. Located in the heart of downtown Bloomington, this voluminous block of public land was recently usurped by the CIB, an un-elected board of seven, that was charged with a duty of care to protect the public’s interests. Sadly, the CIB has been negligent to the people of Bloomington, and Monroe County in this capacity. This negligence has resulted in the promotion of an expanded Monroe County Convention Center on one of the most valuable public lands that the citizens of Bloomington, and Monroe County, have left to institute real civic community benefit, at a time of crisis in our City, and Monroe County environs.

2. This potentially un-constitutional CIB was created when the former Executive of the City of Bloomington identified a vanity potential coup of the public’s land being owned, and managed by the Monroe County Board of Commissioners (the “Commissioners”). The Commissioners were charged to protect the public’s investment in reserve for the highest and best use of said public’s civic opportunity to address the public’s most pressing needs in service. The former Executive of the City of Bloomington saw an opportunity to wrest away this un-guarded public land held in trust by the elected Board of Commissioners of Monroe County. Our negligent



Commissioners were brought into a contentious tug-of-war of which both the citizens of the City of Bloomington, who are also citizens of the County, and the citizens of the County outside of the City of Bloomington boundaries, became tiresome. In response to this community angst, it was proposed by the former Executive to create a neutral body that would protect the best interests of the Taxpayers represented by both City, and County.

3. In an effort to anti-up for a City/County partnership for a potential expansion of the Monroe County Convention Center, the former Executive overpaid using the City Taxpayers public money to purchase the Bunger & Robetson property just north of 3<sup>rd</sup> Street across from the existing Monroe County Convention Center. A story was sold to the public, that this potential expansion of the Monroe County Convention Center would take place on this property. The current Convention Center and its appurtenant expansion north would be connected by a sky bridge across 3<sup>rd</sup> Street, similar to the B-line trail that crosses 3<sup>rd</sup> Street just one half block to the west. Soothed by the story of this collaboration, the former executive proposed the creation of the CIB to manage the expansion project. Again, the public was told that the CIB would provide a duty of care to all public taxpaying parties. With that the citizens of both City, and County, let their eyes off the prize of public serving good believing that social equity and justice had finally come to our treasured community of Bloomington/Monroe.

4. In a less-than-transparent way, the CIB was formally chartered under this guise of serving the Taxpaying public. Little did that public know that these unelected CIB board members would take over ownership of the public's land held in trust by the Commisioners of Monroe County. To add further insult to injury, The CIB performed a bait-and-switch, abandoning the former Executives overpaid purchase of the former Bunger & Robertson property north of the existing Convention Center and usurped the public' land east held in trust by the Commisioners.

Unfortunately, the CIB was populated by appointment, with no oversight by the public. This lack of oversight has resulted in the transfer of the public's wealth to a body that will hold control of the public wealth in perpetuity, and commit the public to a perpetuity of subsidization of an unsustainable concept that will never be able to self-fund itself. To our knowledge, no cost-benefit analysis has ever been performed on the existing Convention Center, let alone the tens of millions of taxpayer's dollars that are proposed to be spent on a glorified YMCA that will host Basketball, Volleyball, and Pickle ball tournaments, where people from all over the nation will come to Bloomington to desecrate what is special about our community. This watering down of our local culture will result in a Las Vegas Circus Circus type culture that will bring vomit, and public urination to our humble town, and County. Why are we competing with Indianapolis to bring something that the majority of our citizens do not want? The 2023 City of Bloomington Community Survey with nearly 1000 respondent's found that only 18% of the City population thought that the expansion of the Monroe County Convention Center was important. In other words, 82% of the population did not wish this boondoggle of a venture to take place. Furthermore, Joe Davis, Candidate for Monroe County Council at Large, and also a resident of the City sampled over 2000 individuals across the City and County with an overwhelming majority of those individuals not wishing for an expansion of the Convention Center, and a smaller, yet sizable number having no opinion at all.

5. Therefore, we the Taxpaying Objection Petitioners of the City of Bloomington demand that no monies be appropriated for the expansion of the Monroe County Convention Center, at this time. There are more pressing matters to attend to like our overwhelming un-housed, and un-medicated population, affordable housing, and other social equity and justice needs. With that let's pump the brakes and bring the communities needs back to the fore.

Respectfully submitted,

The Taxpayers of the City of Bloomington

**APPROPRIATION ORDINANCE 2024-06**

**AN ORDINANCE ADOPTING A BUDGET FOR THE OPERATION, MAINTENANCE,  
DEBT SERVICE, AND CAPITAL IMPROVEMENTS FOR THE WATER AND  
WASTEWATER UTILITY DEPARTMENTS OF THE CITY OF BLOOMINGTON,  
INDIANA, FOR THE YEAR 2025**

BE IT ORDAINED BY THE COMMON COUNCIL OF THE CITY OF BLOOMINGTON,  
INDIANA:

SECTION I. That there be and hereby is appropriated from the Water Utility Fund of said City  
for the year 2025, the following sums:

Projected Revenues for the Water Utility are:			
Metered Sales to Customers		\$ 19,315,200	
Fire Protection		\$ 2,035,100	
Other Income		\$1,305,700	
Total Projected Income			<u>\$ 22,656,000</u>
Operation & Maintenance Fund			
Personnel Services:			
Salaries and Wages	\$5,300,500		
Employee Benefits	<u>\$1,705,800</u>	\$ 7,006,300	
Supplies		\$ 3,896,300	
Other Services and Charges:			
Insurance	\$218,200		
Utility Services	\$1,742,100		
Other Charges	\$1,494,600		
Inter-department/In Lieu of Taxes	<u>\$1,075,400</u>	\$4,530,300	
Capital Outlay		0	
Total Operation & Maintenance Expense			<u>\$15,432,900</u>
Sinking Fund			
Debt Service & Existing Obligations		<u>\$6,671,000</u>	
Total Appropriations from Sinking Fund			\$6,671,000
Extensions and Replacements		<u>\$552,100</u>	
Total Appropriations from Depreciation Fund			<u>\$552,100</u>
Total Water Utility Budget			<u>\$ 22,656,000</u>
Total Projected Water Income \$ 22,656,000			
Total Water Utility Budget \$ 22,656,000			
Balance \$ 0			

SECTION II. That there be and hereby is appropriated from the Wastewater Utility Fund of  
said City for the year 2025, the following sums:

Projected Revenues for the Wastewater Utility are:			
Sewer Service Charges		\$26,998,800	
Stormwater Service charges		\$4,351,500	
Interest Income Stormwater		\$5,000	
Other Income		<u>\$2,464,700</u>	
Total Projected Income			<u>\$33,820,000</u>

Operation & Maintenance Fund		
Personnel Services:		
Salaries and Wages	\$9,720,700	
Employee Benefits	\$3,187,000	\$12,907,700
Supplies		\$2,819,000
Other Services and Charges:		
Insurance	\$359,000	
Utility Services	\$1,467,100	
Other Charges	\$2,905,600	
Inter-department/In Lieu of Taxes	\$1,771,500	\$6,503,200
Capital Outlay		0
Total Operation & Maintenance Expense		\$22,229,900
Sinking Fund		
Debt Service & Existing Obligations –		
Wastewater		\$8,019,000
Stormwater *		\$
Total Appropriations from Sinking Fund		\$ 8,019,000
Extensions and Replacements		
Wastewater projects	\$1,362,100	
Stormwater projects	\$2,209,000	
Total Appropriations from Depreciation Fund		\$3,571,100
Total Wastewater Utility Budget		\$ 33,820,000
Total Projected Wastewater Income		
	\$ 33,820,000	
Total Wastewater Utility Budget		
	\$33,820,000	
	Balance	\$ 0

\* Stormwater Sinking Fund amount is already accounted for in the Wastewater Sinking Fund and Stormwater Other Services and Charges amounts

PASSED AND ADOPTED by the Common Council of the City of Bloomington, Monroe County, Indiana, upon this \_\_\_\_\_ day of \_\_\_\_\_, 2024.

ISABEL PIEDMONT-SMITH, President  
Bloomington Common Council

ATTEST:

NICOLE BOLDEN, Clerk  
City of Bloomington

PRESENTED by me to the Mayor of the City of Bloomington, Monroe County, Indiana, upon this \_\_\_\_\_ day of \_\_\_\_\_, 2024.

\_\_\_\_\_  
NICOLE BOLDEN, Clerk  
City of Bloomington

SIGNED and APPROVED by me upon this \_\_\_\_\_ day of \_\_\_\_\_, 2024.

\_\_\_\_\_  
KERRY THOMSON, Mayor  
City of Bloomington

SYNOPSIS

This ordinance, approved by the Utilities Service Board in July of 2024, sets the water and wastewater budgets for 2025.

# ORDINANCE OR RESOLUTION FOR APPROPRIATIONS AND TAX RATES

State Form 55865 (7-15)  
Approved by the State Board of Accounts, 2015  
Prescribed by the Department of Local Government Finance

Budget Form No. 4  
Generated 9/13/2024 3:59:43 PM

Ordinance / Resolution Number: 2024-07

Be it ordained/resolved by the **City of Bloomington Common Council** that for the expenses of **BLOOMINGTON TRANSPORTATION** for the year ending December 31, **2025** the sums herein specified are hereby appropriated and ordered set apart out of the several funds herein named and for the purposes herein specified, subject to the laws governing the same. Such sums herein appropriated shall be held to include all expenditures authorized to be made during the year, unless otherwise expressly stipulated and provided for by law. In addition, for the purposes of raising revenue to meet the necessary expenses of **BLOOMINGTON TRANSPORTATION**, the property tax levies and property tax rates as herein specified are included herein. Budget Form 4-B for all funds must be completed and submitted in the manner prescribed by the Department of Local Government Finance.

This ordinance/resolution shall be in full force and effect from and after its passage and approval by the **City of Bloomington Common Council**.

Name of Adopting Entity / Fiscal Body	Type of Adopting Entity / Fiscal Body	Date of Adoption
City of Bloomington Common Council	Common Council and Mayor	10/09/2024

Funds				
Fund Code	Fund Name	Adopted Budget	Adopted Tax Levy	Adopted Tax Rate
8001	SPECIAL TRANSPORTATION GEN	\$32,632,634	\$1,674,828	0.0403
		<b>\$32,632,634</b>	<b>\$1,674,828</b>	<b>0.0403</b>

# ORDINANCE OR RESOLUTION FOR APPROPRIATIONS AND TAX RATES

State Form 55865 (7-15)  
 Approved by the State Board of Accounts, 2015  
 Prescribed by the Department of Local Government Finance

Budget Form No. 4  
 Generated 9/13/2024 3:59:43 PM

Name		Signature
Isabel Piedmont-Smith, President	Aye <input type="checkbox"/> Nay <input type="checkbox"/> Abstain <input type="checkbox"/>	
Andy Ruff, Vice President	Aye <input type="checkbox"/> Nay <input type="checkbox"/> Abstain <input type="checkbox"/>	
Isak Nti Asare	Aye <input type="checkbox"/> Nay <input type="checkbox"/> Abstain <input type="checkbox"/>	
Courtney Daily	Aye <input type="checkbox"/> Nay <input type="checkbox"/> Abstain <input type="checkbox"/>	
Matt Flaherty	Aye <input type="checkbox"/> Nay <input type="checkbox"/> Abstain <input type="checkbox"/>	
Dave Rollo	Aye <input type="checkbox"/> Nay <input type="checkbox"/> Abstain <input type="checkbox"/>	
Kate Rosenbarger	Aye <input type="checkbox"/> Nay <input type="checkbox"/> Abstain <input type="checkbox"/>	
Hopi Stosberg	Aye <input type="checkbox"/> Nay <input type="checkbox"/> Abstain <input type="checkbox"/>	
Sydney Zulich	Aye <input type="checkbox"/> Nay <input type="checkbox"/> Abstain <input type="checkbox"/>	
Kerry Thomson, Mayor	Aye <input type="checkbox"/> Nay <input type="checkbox"/> Abstain <input type="checkbox"/>	

## ATTEST

Name	Title	Signature
Nicole Bolden	City Clerk	

In accordance with IC 6-1.1-17-16(k), we state our intent to issue debt after December 1 and before January 1

Yes ☐ No ☒

In accordance with IC 6-1.1-17-16(k), we state our intent to file a shortfall appeal after December 1 and before December 31

Yes ☐ No ☒



## NOTICE TO TAXPAYERS

The Notice to Taxpayers is available online at [www.budgetnotices.in.gov](http://www.budgetnotices.in.gov) or by calling (888) 739-9826.

Complete details of budget estimates by fund and/or department may be seen by visiting the office of this unit of government at **Bloomington Public Transportation Corporation, 131 West Grimes Lane.**

Notice is hereby given to taxpayers of **BLOOMINGTON TRANSPORTATION, Monroe County, Indiana** that the proper officers of **Bloomington Common Council** will conduct a public hearing on the year **2025** budget. Following this meeting, any ten or more taxpayers may object to a budget, tax rate, or tax levy by filing an objection petition with the proper officers of **Bloomington Common Council** not more than seven days after the hearing. The objection petition must identify the provisions of the budget, tax rate, or tax levy to which taxpayers object. If a petition is filed, **Bloomington Common Council** shall adopt with the budget a finding concerning the objections in the petition and testimony presented. Following the aforementioned hearing, the proper officers of **Bloomington Common Council** will meet to adopt the following budget:

Public Hearing Date	Wednesday, September 25, 2024	Adoption Meeting Date	Wednesday, October 9, 2024
Public Hearing Time	6:30 PM	Adoption Meeting Time	6:30 PM
Public Hearing Location	401 North Morton Street, Bloomington, IN	Adoption Meeting Location	401 North Morton Street, Bloomington, IN
Estimated Civil Max Levy	\$1,674,828		
Property Tax Cap Credit Estimate	\$6,100		

Special Notes:	Both the Public Hearing and Adoption Meeting will be held in Council Chambers (Suite #115) at 401 N Morton St, Bloomington IN. The meetings may also be accessed electronically via Zoom at the following meeting links: September 25: <a href="https://bloomington.zoom.us/j/81876517534?pwd=3mS0tUcJnpbYAotaHi8EWhATcW9AvZ.1">https://bloomington.zoom.us/j/81876517534?pwd=3mS0tUcJnpbYAotaHi8EWhATcW9AvZ.1</a> October 9: <a href="https://bloomington.zoom.us/j/87954138889?pwd=oCawlbO83tATJOHw0cabOjbd3T4ahl.1">https://bloomington.zoom.us/j/87954138889?pwd=oCawlbO83tATJOHw0cabOjbd3T4ahl.1</a>
----------------	---

1 Fund Name	2 Budget Estimate	3 Maximum Estimated Funds to be Raised (Including appeals and levies exempt from maximum levy limitations)	4 Excessive Levy Appeals	5 Current Tax Levy	6 Levy Percentage Difference (Column 3 / Column 5)
8001-SPECIAL TRANSPORTATION GEN	\$32,632,634	\$1,674,828	\$0	\$1,610,318	4.01%
Totals	\$32,632,634	\$1,674,828	\$0	\$1,610,318	

**Budget Estimate - Financial Statement-Proposed Tax Rate**

Taxing Unit: 0951 - BLOOMINGTON TRANSPORTATION

Fund Name: 8001 - SPECIAL TRANSPORTATION GEN

County: 53 - Monroe County

Year: 2025

<b>July to December - 2024</b>	
Cash Balance and Revenues	
1. June 30th Cash Balance	\$19,107,414
2. Property Taxes To be Collected	\$727,036
3. Miscellaneous Revenue	\$28,748,278
4. Total Cash and Revenues	\$48,582,728
Expenses	
5. Necessary Expenditures	\$40,614,574
6. Additional Appropriations	\$0
7. Outstanding Temporary Loans and Transfers	\$0
7a). Transfers Out and Outstanding Temporary Loans	\$0
7b). Reserved	\$0
7c). School Transfers	\$0
8. Total Expenses required	\$40,614,574
9. Estimated December 31st 2024 Cash Balance (Line 4 - 8)	\$7,968,154

<b>Budget Year - 2025</b>		
Revenues	Advertised Amount	Adopted Amount
10. Reserved for DLGF Application of Levy Excess		
11. Property Tax Levy	\$1,674,828	\$1,674,828
12. Property Tax Cap Impact	\$6,100	\$6,100
13. Miscellaneous	\$30,957,806	\$30,957,806
14. Budget Year Total Revenues	\$32,626,534	\$32,626,534
Expenses	Advertised Amount	Adopted Amount
15. 2025 Budget Estimate	\$32,632,634	\$32,632,634
16. Outstanding Temporary Loans and Transfers	\$0	\$0
16a). Transfers Out and Outstanding Temporary Loans	\$0	\$0
16b). Reserved	\$0	\$0
16c). School Transfers	\$0	\$0
17. Total 2025 Expenses	\$32,632,634	\$32,632,634
18. Operating Balance - Estimated December 31st 2025 Cash Balance (Line 9 + 14 - 17)	\$7,962,054	\$7,962,054

	Advertised Amount	Adopted Amount
Net Assessed Value	\$4,160,396,676	\$4,160,396,676
Property Tax Rate	0.0403	0.0403

Budget Form 2 - Estimate of Miscellaneous Revenue

Year: 2025    County: Monroe    Unit: 0951 - Bloomington Transportation

Fund	Revenue Code	Revenue Name	July 1 - December 31, 2024	January 1 - December 31, 2025
8001 - SPECIAL TRANSPORTATION GEN	R112	Financial Institution Tax distribution	\$12,495	\$24,989
8001 - SPECIAL TRANSPORTATION GEN	R114	Motor Vehicle/Aircraft Excise Tax Distribution	\$36,314	\$72,627
8001 - SPECIAL TRANSPORTATION GEN	R119	State, Federal, and Local Payments in Lieu of Taxes	\$50,869	\$6,413,980
8001 - SPECIAL TRANSPORTATION GEN	R134	Federal and State Grants and Distributions - Other	\$26,719,053	\$17,519,243
8001 - SPECIAL TRANSPORTATION GEN	R135	Commercial Vehicle Excise Tax Distribution (CVET)	\$3,096	\$6,192
8001 - SPECIAL TRANSPORTATION GEN	R138	Local Income Tax (LIT) Certified Shares	\$313,343	\$626,676
8001 - SPECIAL TRANSPORTATION GEN	R423	Other Charges for Services, Sales, and Fees	\$1,193,108	\$2,345,004
8001 - SPECIAL TRANSPORTATION GEN	R913	Other Receipts	\$420,000	\$3,949,095
SPECIAL TRANSPORTATION GEN			\$28,748,278	\$30,957,806
0951 - BLOOMINGTON TRANSPORTATION Total			\$28,748,278	\$30,957,806


# Budget Form 1 - Budget Estimate

Year: 2025 County: Monroe Unit: Bloomington Transportation

Fund	Department	Category	Sub-Category	Line Item Code	Line Item	Published	Adopted
8001 - SPECIAL TRANSPORTATION GEN	NO DEPARTMENT	PERSONAL SERVICES	Salaries and Wages		Administrative Salaries	\$793,648	\$793,648
8001 - SPECIAL TRANSPORTATION GEN	NO DEPARTMENT	PERSONAL SERVICES	Salaries and Wages		Maintenance Salaries	\$981,180	\$981,180
8001 - SPECIAL TRANSPORTATION GEN	NO DEPARTMENT	PERSONAL SERVICES	Salaries and Wages		Operations Managers/Supervisors	\$692,576	\$692,576
8001 - SPECIAL TRANSPORTATION GEN	NO DEPARTMENT	PERSONAL SERVICES	Salaries and Wages		Operators Salaries	\$3,985,378	\$3,985,378
8001 - SPECIAL TRANSPORTATION GEN	NO DEPARTMENT	PERSONAL SERVICES	Employee Benefits		Employee Insurance	\$1,023,385	\$1,023,385
8001 - SPECIAL TRANSPORTATION GEN	NO DEPARTMENT	PERSONAL SERVICES	Employee Benefits		Employee Uniforms	\$26,880	\$26,880
8001 - SPECIAL TRANSPORTATION GEN	NO DEPARTMENT	PERSONAL SERVICES	Employee Benefits		FICA	\$493,638	\$493,638
8001 - SPECIAL TRANSPORTATION GEN	NO DEPARTMENT	PERSONAL SERVICES	Employee Benefits		PERF	\$708,165	\$708,165
8001 - SPECIAL TRANSPORTATION GEN	NO DEPARTMENT	PERSONAL SERVICES	Employee Benefits		Tool and CDL allowance	\$18,050	\$18,050
8001 - SPECIAL TRANSPORTATION GEN	NO DEPARTMENT	PERSONAL SERVICES	Employee Benefits		Unemployment	\$10,000	\$10,000
8001 - SPECIAL TRANSPORTATION GEN	NO DEPARTMENT	SUPPLIES	Office Supplies		Office Supplies	\$25,000	\$25,000
8001 - SPECIAL TRANSPORTATION GEN	NO DEPARTMENT	SUPPLIES	Operating Supplies		Fuel/Oil	\$1,075,000	\$1,075,000
8001 - SPECIAL TRANSPORTATION GEN	NO DEPARTMENT	SUPPLIES	Operating Supplies		Garage Uniforms/Drug Testing	\$40,000	\$40,000

Fund	Department	Category	Sub-Category	Line Item Code	Line Item	Published	Adopted
8001 - SPECIAL TRANSPORTATION GEN	NO DEPARTMENT	SUPPLIES	Repair and Maintenance Supplies		Parts	\$525,000	\$525,000
8001 - SPECIAL TRANSPORTATION GEN	NO DEPARTMENT	SUPPLIES	Other Supplies		Other Supplies	\$125,000	\$125,000
8001 - SPECIAL TRANSPORTATION GEN	NO DEPARTMENT	SERVICES AND CHARGES	Professional Services		Professional Services	\$1,971,299	\$1,971,299
8001 - SPECIAL TRANSPORTATION GEN	NO DEPARTMENT	SERVICES AND CHARGES	Communication and Transportation		Telephone	\$37,300	\$37,300
8001 - SPECIAL TRANSPORTATION GEN	NO DEPARTMENT	SERVICES AND CHARGES	Printing and Advertising		Advertising	\$50,000	\$50,000
8001 - SPECIAL TRANSPORTATION GEN	NO DEPARTMENT	SERVICES AND CHARGES	Printing and Advertising		Printing	\$26,250	\$26,250
8001 - SPECIAL TRANSPORTATION GEN	NO DEPARTMENT	SERVICES AND CHARGES	Insurance		Liability/Risk Insurance	\$277,105	\$277,105
8001 - SPECIAL TRANSPORTATION GEN	NO DEPARTMENT	SERVICES AND CHARGES	Utility Services		Electricity	\$79,310	\$79,310
8001 - SPECIAL TRANSPORTATION GEN	NO DEPARTMENT	SERVICES AND CHARGES	Utility Services		Gas	\$12,000	\$12,000
8001 - SPECIAL TRANSPORTATION GEN	NO DEPARTMENT	SERVICES AND CHARGES	Utility Services		Water	\$16,570	\$16,570
8001 - SPECIAL TRANSPORTATION GEN	NO DEPARTMENT	SERVICES AND CHARGES	Repairs and Maintenance		Building Maintenance	\$50,000	\$50,000
8001 - SPECIAL TRANSPORTATION GEN	NO DEPARTMENT	SERVICES AND CHARGES	Repairs and Maintenance		Vehicle Repair and Labor	\$77,372	\$77,372
8001 - SPECIAL TRANSPORTATION GEN	NO DEPARTMENT	SERVICES AND CHARGES	Other Services and Charges		IU Shared Expenses	\$70,000	\$70,000
8001 - SPECIAL TRANSPORTATION GEN	NO DEPARTMENT	SERVICES AND CHARGES	Other Services and Charges		Postage	\$4,780	\$4,780
8001 - SPECIAL TRANSPORTATION GEN	NO DEPARTMENT	SERVICES AND CHARGES	Other Services and Charges		Safety/Promotional	\$25,000	\$25,000


Fund	Department	Category	Sub-Category	Line Item Code	Line Item	Published	Adopted
8001 - SPECIAL TRANSPORTATION GEN	NO DEPARTMENT	SERVICES AND CHARGES	Other Services and Charges		Training/Dues and Subscriptions	\$94,589	\$94,589
8001 - SPECIAL TRANSPORTATION GEN	NO DEPARTMENT	SERVICES AND CHARGES	Other Services and Charges		Travel	\$20,000	\$20,000
8001 - SPECIAL TRANSPORTATION GEN	NO DEPARTMENT	CAPITAL OUTLAYS	Land		Land Acquisition	\$12,473,729	\$12,473,729
8001 - SPECIAL TRANSPORTATION GEN	NO DEPARTMENT	CAPITAL OUTLAYS	Buildings		Facility Improvements	\$50,000	\$50,000
8001 - SPECIAL TRANSPORTATION GEN	NO DEPARTMENT	CAPITAL OUTLAYS	Machinery, Equipment, and Vehicles		Equipment and Vehicles	\$6,569,705	\$6,569,705
8001 - SPECIAL TRANSPORTATION GEN	NO DEPARTMENT	CAPITAL OUTLAYS	Other Capital Outlays		Tires and Engine Rebuilds	\$204,725	\$204,725
8001 - SPECIAL TRANSPORTATION GEN	NO DEPARTMENT	PROPERTY TAX CAP	Property Tax Cap Impact		Property Tax Cap Impact	\$0	\$0
8001 - SPECIAL TRANSPORTATION GEN Total						\$32,632,634	\$32,632,634
UNIT TOTAL						\$32,632,634	\$32,632,634



# City of Bloomington Common Council

## *Post-Meeting Council Questions with Staff Responses*

Monday, 26 August – Thursday, 29<sup>th</sup> August  
Departmental Budget Hearings on the 2025 Budget



# **Monday, 26 August – Day 1**

## **Questions and Answers from:**

***Mayor's Intro***

***Controller's Intro***

***Human Resources Intro***

***Bloomington Fire Department***

***Bloomington Police Department/Dispatch***

***Community & Family Resources***



**Questions regarding the Mayor's Office**  
**Intro Presentation 8/26/24**  
***Deputy Mayor Gretchen Knapp***

OOTM = Office of the Mayor

**Council Member Isak Asare's Questions:**

1. How do the values listed on the first page relate specifically to the budget, and how will we measure success in achieving these values? How will the administration ensure accountability in achieving the goals outlined in this budget, particularly in terms of leadership responsiveness and problem resolution? What specific metrics or mechanisms will be used to track and report on the progress of these initiatives

Value statements are guidelines that suggest how we approach our work, and they're best shown by living them. The KPIs for our work will vary by project, and we'll set and monitor those one by one. As we examine our performance on each goal, values guide us to ask not just if we met the goal, but how we met it: Did we invite others who can help co-create the solution? Did we demonstrate accountable service leadership to the residents of Bloomington? In our public engagement, did we make the process accessible and easy to understand and participate in? What is the qualitative impact of executing on this goal on our community: did we strengthen bonds and connections, or did we weaken them?

2. Order of Priorities: Does the order of lists mean something? If so, please explain why HR overhaul is the number one priority. Can you clarify how these priorities were determined and their expected impact on the overall budget and city services? How are these community priorities reflected in the budget, and what specific outcomes are expected from these action plans?

They're all priorities, and HR overhaul does underlie our future success since it's people who will do all this work. I explained the goal-setting process we followed earlier this year in my presentation: identifying end-of-term/3-year goals for the City as a whole, then backing those into first-year steps toward that.

3. Within the list of projects you speak about "major projects"... Which projects are the major projects?

Hopewell, Trades District, Summit, fiber and data projects, arts incubator, new and renovated parks, Fire build outs, police headquarters plan and CBU rate case were specifically identified. This is not a comprehensive list of every project that is important or being pursued. These also focus on major projects that live outside our usual guiding docs such as the Transportation Plan.

4. What is the rationale for prioritizing staffing increases over other potential investments? The graph on page 10 shows a significant increase in personnel

expenditures since 2020, with an approximate rise of \$20 million. Can you provide a detailed explanation for this increase? How are these additional expenditures justified, and what specific outcomes are expected from this investment in staffing?

I hope I answered most of this in opening remarks, but the short version is that our salaries and our entire compensation policy (or lack of it) makes it difficult to hire, retain, and motivate the talent we need. We spend more on overtime and consultants to compensate, and we spend considerable time and money training staff on the UDO, HUD, policing/fire/dispatch, and so on, only to lose those staff to other jurisdictions. Another outcome of low wages is that it weakens management. When supervisors are terrified that staff will quit and be irreplaceable, setting high expectations and boundaries becomes difficult. Finally, there is an ethical component to this work. We talk about the wage problems in our community; we can't contribute to them. Taking on a civic job should not be a privilege of those whose households can afford a pay cut.

5. You mention declining funds and the need to be creative to fund things like streets and roads. What creative answers are being considered for infrastructure funding given the expiration of ARPA funding? What alternative sources are being explored? Do I understand correctly that the administration plans to pursue Capital Improvement Bonds?

Yes! The County issues GO bonds for capital improvements annually, and we should, too. Recurring revenue should be spent on recurring expenses. We need not just an annual budget but a long-term financial plan that helps us understand how we will finance our grand visions as well as our core services.

6. What are the suggestions for addressing equity and climate action in the absence of new Cabinet-level positions?

These require different approaches in that climate action already has dedicated staff and dollars, as well as action plans, whereas equity does not (there is a draft racial impact study, but it's limited in scope). So, we need to develop a shared understanding of what equity is, the various areas of impact we want to make, what will success look like? We can make progress in 2025 with a Cabinet team. Director Pechac feels strongly that DEIB must be led by the OOTM, and we agree. CFRD are leaders in this area and have practices that other departments can learn from and emulate; but their work is in the community, and we do not want to also task them with internal work that requires top-level support to be successful.

7. Can you provide specific, measurable outcomes for each of the strategic goals mentioned in the budget? How will these outcomes be tracked and reported?

These will be unique to each project. Some exist already, some need to be defined (or defining them is the goal itself). The OOTM and Cabinet have commitments to monitor goals quarterly, and we'll create a dashboard in the coming months to help with that.

8. How will the priorities outlined in this budget directly impact community services and quality of life in Bloomington? Can you provide examples of expected improvements especially of the massive expected increase in budget allocation to personnel?

This is a big question that we've attempted to answer throughout. Investments in police personnel to get fully staffed will impact the ability not just to respond to calls, but to do proactive community policing to build trust and deter crime through visible presence; investments in Planning & Engineering staff allow us to attract and retain staff long enough to develop expertise to reduce outside consultants and ensure that feedback to those with building plans and those being inspected is quick and accurate the first time; investments in HAND to retain staff and build HUD expertise ensure that we don't find ourselves with 12 audits, including of CDBG, and being in the position now where projects are aggregated due to our audit standing (which makes our grant process slower, developing affordable housing slower and more expensive, and puts us at risk of losing funding).

9. How will the effectiveness of community engagement efforts be measured, and what specific outcomes are expected from these initiatives?

There are community engagement initiatives in nearly every department, for purposes such as to gather input on potential infrastructure, parks, & art projects, to participate in cultural events, and more. These each have their own expected outcomes and measurements.

10. How has public feedback been integrated into the budget process, and what mechanisms are in place to ensure ongoing public involvement in budget decisions?

Many existing documents and plans that require extensive public engagement feed into budget goals, and the Mayor has been engaged in town halls with residents over the past year. Focuses on housing, homelessness, public safety, and infrastructure are supported by planning tools and community surveys. Other goals are internal to the City or operational. We have yet to redesign the budget process and timeline to be participatory, but as has been discussed, we share that interest with Council. It's time consuming and hard to implement, so we may not get there right away.

11. How will the success of the HR strategy overhaul be evaluated? Are there specific metrics or benchmarks that will be used to assess its impact on city operations and employee satisfaction?

There are hard metrics such as turnover and time to hire. We also expect to repeat this year's dept'l town halls and feedback forms every year, so by early 2026 we should expect to see improved employee satisfaction reported there.

### **Council Member Isabel Piedmont-Smith's Questions**

- 1) As your budget proposes significant increases in the funding for BPD, Dispatch and BFD, I think we are overdue as a community to discuss how we define public safety and what our plan is for achieving it. What are your plans, if any, to do so?

We don't have a timeline or process outlined for that discussion yet—we plan to hire Public Engagement in fall, now that we have other OOTM positions filled, and that would be a good time to think about a process. I also think it would be valuable for CMs to do a ride along with Stride's mobile unit. Understanding the current roles that various alternative providers already play, how they perceive their capacity and the needs as front line experts, and how they interact with traditional public safety is important local context to inform any discussion of public safety as a whole.

- 2) We had spoken over the summer about following through on the City Council memo outlining our budget priorities for 2025, and I recall you saying something along the lines of "if we can't fund it, we'll let you know why." Could you please provide responses to our memo on the items that are not reflected in your budget proposal?

Yes! I emailed you a list yesterday, please do let me know if anything is not clear or needs more detail.

#### **Council Member Hopi Stosberg's Question:**

- 1) How are we planning to move forward with the public safety bonds and West Showers? The public safety bond projected balance after completing all the fire projects was in the packet—we'll have about \$2.7M, though there are likely to be some change orders once construction begins on the Logistics and Training building. We don't yet have a plan for West Showers and will discuss any future plan with Council.

#### **Council Member Matt Flaherty's Questions:**

- 1) It's unclear to me how many "Action Plans on Community Priorities" the administration is planning to develop. Can you share:
  - A complete list of these plans
    - The post-its that led to this goal named the need for new plans to address these areas: 1) street homelessness, 2) housing, 3) public safety, 4) economic development, and 5) infrastructure.
    - 1) The new Heading Home plan for street homeless, released right before the budget, does contain community-wide needs/actions that would be performed by a collaboration of partners, and we expect to come back to Council with requests related to that plan. We also need a Business and Neighborhood Safety & Vitality Plan to address the impacts of street homelessness on our community, and that work will be completed in 2024.
    - 2) HAND is working on the Consolidated Plan required by HUD, which will address many pieces of a broader Housing Plan that incorporates the work already done through many housing studies. This is described in HAND's budget memo and the planning sessions are ongoing and public.
    - 3) A plan for public safety will need to include many community partners and funding sources to address concerns such as mental health and addiction. We will also need to come up with a plan for where to house BPD and how to pay for

it, as the public safety bond will be largely used up. A study by an organization such as LEAP (after RFP) has been added to the plan.

4) ESD is working on a strategic plan to guide their work this year.

5) Infrastructure includes roads and sidewalks that need long-term funding mechanisms, and City infrastructure such as Public Works facilities. DPW was told in 2017 that a plan for facilities would be developed; it's now 7 years later and there is still no plan, no needs assessment, no cost estimates, nothing to move forward.

Outside of these named plans, we know that there are other plans, such as Parks 5-Year Master Plan, that are driven by external processes, and existing plans, such as the Transportation Plan or Climate Action Plan, that provide guidelines—but without a financial plan, are very difficult to make progress on. So, “Ensure Execution on Action Plans” means more than “create a plan.” It also means “Make sure we know what is needed to execute existing plans.”

- The approximate timeframe (dates) expected for development of each plan  
These are 1-year goals, so any new plans are to be developed in that short term.
- The timescale for each plan (e.g., a 5-year plan)  
The timelines would be included in the plans themselves.
- Interaction with other city plans or goals (e.g., Housing Action Plan falling under the Comprehensive Plan)  
HAND notes in their budget memo many of the sources that would inform the housing plan. For others, part of the planning process is, of course, identifying existing documents, studies, organizations, ordinances that should be resources. For new plans such as ESD's strategic plan, this will be the first such plan and will likely need refinement. These may not all be massive, comprehensive plans—some will be short-term plans to make incremental progress and learn from what works. The point is to move from only studying to taking actions. Having simply said that we know we must create a plan does not mean we know everything involved yet.
- Whether the city council is formally involved (or if you plan for it to be) in developing each plan (e.g., the way the SS4A Action Plan utilizes a committee structure with CM membership on the committee)  
It would be helpful to distinguish between strategic long-term planning documents that set policy, and action “plans” that describe programs to achieve specific goals. Taking it by each area that was specifically called out in the Cabinet's retreat:
  - 1) street homelessness: here we defer to the strategic, regional plan developed by service providers who perform all of the work with those in crisis. Our goal is to support the work of the coalition, not to create a new plan that we impose on the experts. The Business and Neighborhood Safety & Vitality Plan is more akin

to outlining a program to address some narrow concerns, which would not typically go through Council.


2) housing: The Consolidated Plan that HAND is making goes to HUD for approval; Council is welcome to attend the public sessions for that. The Housing Plan will collect those strategies and others recommended in housing studies that have already had significant public input and analysis; any element of that requiring Council approval would go to Council.

3) public safety: we expect Council would have a formal role and representation in teams working on these issues.

4) economic development: This first strategic plan is just that—a first. The idea is to understand the City's role relative to the other economic development agencies in town, the needs, and the capacity of staff, and to use that to inform how ESD focuses their daily work. This first plan is not likely to be something we want to set in stone, but rather something to learn from and to use as a starting point for understanding what a more robust long-term plan would include. If a CM has an interest in participating, that would be welcome.

5) infrastructure: In the case of roads and sidewalks, Council has a role in the Transportation Plan, SS4A, and sidewalks already. For facility needs such as DPW, the plan requires consultants and professional expertise on building needs assessments for Fleet, Sanitation, etc. That design outline is not likely to be created by a committee without expertise in those areas—but certainly nothing from the plan could be executed without Council engagement formally on how we will pay for all of our infrastructure needs and which to prioritize.

- Whether you plan to bring the plan to city council for formal approval; and if not, why not

We don't know the answers to this for each and every plan. For infrastructure plans for DPW, the purpose of the plan is to understand the options and potential costs—none of which could be pursued out Council approval. The Housing Plan will likely lay out a host of strategies and tactics, some of which will require Council approval (such as UDO changes, for example). The City runs countless programs across all departments, and programs, per se, do not go to Council for approval outside of funding processes.

- 2) Regarding identifying shortcomings with regard to how our government advances equity in its work, the budget memo notes “we want to clearly identify core areas for improvement and set expectations for outcomes.” Who is heading this assessment and on what time scale will it occur? Will you share your conclusions with the city council (ideally by a specific date)?

All of this work is described as a goal because it is in the earliest stages of simply identifying the need. Creating the team, timeline, and so on, is yet to be done. That's all part of the work that has to be done. These questions on accountability are completely appropriate and should be answerable as we actually dig into the work.

- 3) Copied from Controller Questions: The 2022 Public Safety bonds were highlighted in the budget book. One of the purchases from these bonds was the Showers West building. Is the building currently being used (or is there a real plan to use it) in a way that is consistent with the bond ordinance?

Controller: The building has tenants. Income is \$33,500 per month. OOTM: Fire Administration is moving in in October 2024 as planned per the bond. No other use has been planned.

**Questions regarding the Controller's  
Intro Presentation 8/26/24  
Controller Jessica McClellan**

**Council Member Isak Asare's questions**

1. Just a clarifying question: there is no salary ordinance reflected in the budget, but you expect this amount to be around \$6 million dollars, is that correct? Do you intend to fund this with deficit spending? Will this come to us as a separate salary ordinance?

All salaries are reflected in the personnel lines of the budget. We expect the raises due to the salary study to be about \$6 M. The 2025 salary ordinance document will be presented at the public hearing on Sept 25. After the salary ordinance and budget is approved, the Controller & HR will come back to council to ask you to approve an amended 2025 salary ordinance. The amended salary ordinance will have all the new grades and salaries of the budgeted positions. The \$6 M will be allotted to all the salaries that get raises. \$6 M will be a lump sum in the budget when you approve the budget on Oct 9 (assuming that date does not change.) But it will not be a lump sum after you approve the amended salary ordinance. It will be in the individual salary lines for personnel.

I know this seems confusing. I can try to explain a different way, and I don't mind follow up questions. A timeline is coming. Seeing it as a timeline should help too.

2. The graph on page 10 shows a significant increase in personnel expenditures since 2020, with an approximate rise of \$20 million. Can you provide a detailed explanation for this increase? How are these additional expenditures justified, and what specific outcomes are expected from this investment in staffing?

Yes that is correct. Slide 5 from Monday Night 1 Intros shows the personnel increases from 2021 to 2025. I am sending you a spreadsheet. It is 2021-2025 Personnel Expenses summarized by department. Personnel increases are a combination of salary increases, additional positions, health insurance cost increases (which the city pays a large majority of) and other benefits costs that the city covers.

3. On page 9, the table showing budgeted revenues and expenditures indicates that our expenses exceed our revenue. Could you explain why this is the case? Additionally, what strategies does the budget plan include to address this issue and ensure long-term financial sustainability for the city?

The options to not dip into reserves are: Increase charges for services; issue debt; and cut expenditures. The city has increased charges for some services (sanitation; parking study could raise parking), cut some expenditures, and is requesting issuance of debt. The city is also dipping into reserves by \$10 M, which would bring our cash reserves to 40% of annual expenditures by the end of 2025. If our cash reserves are 40% of annual expenditures, we would not be able to use \$10 M of reserves to fund the 2026 budget. Issuance of debt would decrease the amount of reserves that we use to fund the budget.



4. What are the current strategies for managing city debt, and what steps could be taken to improve our credit rating? How does this impact our long-term financial health? What contingencies are in place for managing debt during economic downturns or other financial crises? How does the budget plan for these scenarios?

The city manages debt by staying below the constitutional debt limit. Cash balances and strong projected revenues from pledged debt repayment sources (such as property tax, TIF and General Revenues) allow the city to have strong bond sales. Credit ratings are mainly affected by the economic health of Bloomington Metro Area, cash balances of the entity issuing debt, and the revenue sources that are pledged to cover the debt (are they guaranteed to be collected such as property tax or LIT?). The city has healthy cash balances and a growing metro area economy, so our credit rating is good.. Reliable revenue sources allow the City to fund ongoing expenses with annual revenues and shift one time and capital expenses to a financing plan. The financing plan is debt.

5. We mention some more planned debt issuances for the remainder of 2024, but what about 2025? What are the planned debt issuances for 2025, and how will these be managed to ensure they align with the city's financial goals and obligations?

Our planned debt issuances are currently - 2024 Refunding of the 2015 TIF Bonds, 2024 or 2025 Convention Center Bond, and potentially 2024 GO Bond (this is what is being proposed w/ the budget. This is what must be advertised with the budget in order to even be able to consider.)

The city has ample bonding capacity in the City, RDC and Parks limits. There is a potential for bonding on Hopewell, Summit District, a police building (since the current bond is nearly gone), aging Parks facilities, street infrastructure, and homelessness solutions, and those bonds will go through the Parks Board, RDC, City or a combination depending on the project.

6. For public benefit Can you provide a more detailed explanation of why the 2025 numbers are still estimates? How does this uncertainty affect the budget planning process?

Is this in reference to the fund cash balances? 2024 fund cash balances are the amount of cash we would have at the end of 2024 if we receive all revenue and spend all appropriations (and encumbrances) by the end of the year. This is our lowest possible cash balance. Same for 2025. If we receive all our revenue and spend all our appropriates and encumbrances, our cash balance will be the amount listed.

7. How is the Controller's office planning to transition the city's budgeting process to an outcome-based approach? What steps are being taken to align financial planning with measurable outcomes?

We oversee all the revenue and expenditures, but we are not the project managers. We are working with the project managers to come up with city-wide coding for all revenue and expenditures that are linked city-wide to cross-departmental and cross-year projects, goals, outputs and outcomes. Since so many departments touch many

parts of different outcomes, it is a many layered process with a lot of grouping, and coding. Currently all projects are coded so that multi-year, multi-department projects are able to be grouped. But projects have more than one outcome and multiple goals as well. That has to be layered in. Every single expense that we create has multiple outcomes attached to it, even if it is not attached to a specific project. And our expenses are mainly salaries, so we have to consider having every employee track everything they work on like a for-profit, billable-hours industry. If we could allocate salaries to outcomes, our impact would truly be apparent.

8. How does improved cash flow management, as outlined in the budget, directly contribute to better city services or community outcomes? Can you provide specific examples?

Money is wasted by not having a long term plan that assigns cash flow to needs. The most expensive example is in building and fleet needs. More money is spent repairing aging equipment and buildings than if a new piece of equipment was purchased or a building need addressed. Large equipment could have been replaced several times for the amount of money we spend fixing it. Parks facilities are also a good example of fixes that add up over time and don't address the need to replace. Needs come up sporadically, so you end up paying more to get something done quickly instead of planning for it, like a bond, and paying a low interest rate over time. An indirect cost to not having cash flow management is operational. The city does not have a cash flow management plan, so it is difficult to make spending decisions, such as if we spend on this need (say a pole barn to house street equipment) what need are we pushing to a future year (say family bathrooms in city hall?)

#### **Council Member Isabel Piedmont-Smith's questions**

- 1) Regarding the pie chart on pg. 13 of the budget book pdf, what is the category "Miscellaneous" revenues?
  - a) Bank interest ~\$5M
- 2) Regarding the outstanding \$27.3M bond for public safety capital projects that was approved by the Council in Dec. 2022:
  - a) What income is the City currently getting from leases on Showers West office space? \$33,500 per month. Receipted into the RDC department, not the bond proceeds. Bond proceeds must be kept separate. Lease revenue is not a part of the bond ordinance.
  - b) What are the Administration's plans for the Showers West space? That is a question for the mayor. The administration's plans for the Public Safety bond are those items listed in the chart in the budget book.
  - c) How is the City going to get returns on our investment in Showers West? Mayor Question
- 3) In the Cash Balances table on page 23 of the budget book pdf, please explain what figures are used to calculate "Operating Balance as % of Budget." For the General Fund, for example, the figure is 61%. I assume this is a different metric than the approx. 30% reserves the Hamilton Administration aimed to maintain and the approx. 17% the GFOA recommends? Please explain.

This is the same metric that the Hamilton Administration is referring to. I also referred to it in my opening statement. Saying “the city has traditionally aimed for 30% reserves in the general fund.”

Reserves = Operating Balance as a % of budget. It is calculated thusly:

Operating Balance divided by the budget. □

The 2025 cash balance of the general fund is \$41.7M. The 2025 budget is \$68.4M. The % tells us a lot of things. Mainly about risk. How nimble can the city be in responding to a catastrophic emergency? How should potential bond holders view the city (cash-strapped or cash-flush. Cash-flush cities are better investments.) This is called creditworthiness. Cash balance also affects our borrowing costs, such as our interest rate and our bond insurance costs. Cash balance also gives the city flexibility to respond to unforeseen expenditures or to allocate to new priorities without making immediate cuts in other areas. Cash flow patterns and financial projections also use the cash balance. We want the budget to be as accurate as possible. Cash balance reviews help us highlight unspent budget.

- 4) In regard to your plan for GO Bonds: Do you intend to remove capital expenditures in this budget proposal and move them to GO bond proposals, or do you intend the GO bonds to fund capital expenditures that are NOT in the current budget proposal? Or some combination of both? How will you involve Council while developing your GO bond proposal? **A combination of both. Will keep council informed in a manner approved by council. Timeline is: Advertise a bond fund appropriation in the Form 3 by Sept 13.**

### **Council Member Hopi Stosberg’s Questions**

- 1) What is the balance of the Housing Development Fund  
**\$2,596,022**
- 2) I still want to understand how the dramatic increase in salaries are going to be maintained in future years. Through budget week I heard of other programs that were doing without (ex. Engineering) in part due to the salary increases. What is preventing ongoing cuts to other programs in the future based on salary costs?  
**Most salaries are in the general fund. Cash on hand is funding salary increases, not 2025 revenue. We do not have the revenue to fund large salary increases. Salary increases from ensuing years will be funded by revenue. Increases will be a smaller than the \$6M one time expense. Salaries will need to be moved to PS LIT, ED LIT and other eligible funds to cover salaries in the future. Capital expenses will need to be moved to other funding sources in the future, such as TIF, PS LIT, ED LIT and bonds.**

### **Council Member Matt Flaherty’s Questions**

- The 2022 Public Safety bonds were highlighted in the budget book. One of the purchases from these bonds was the Showers West building. Is the building currently being used (or is there a real plan to use it) in a way that is consistent with the bond ordinance?

The building has tenants. \$33,500 per month in total income. I will copy this question to the mayor's questions for future use updates.

- The budget book mentions a Government Finance Officers Association recommendation of 2 months of cash balance on hand. Does the Indiana SBOA (or other relevant state-specific entity) have recommendations as well (and what are they)?

Question posed to SBOA. Waiting for response.

- Some funds continue to have major surpluses of cash on hand relative to the guidance from the GFOA (e.g., Parking Meter Fund). Why is that? Is there a general reason, or rationale specific to each fund for which this is true?

From what I have been told, prior rationale was cash on hand for repairs and/or bonding. Parking Meter Fund allowable expenses are in Ord 13-13.

- Is the Cash Balances - DLGF Form 4B (on pdf pg. 23 of the budget book) fully inclusive of all funds?

No. It does not include funds that are not budgeted by the city council, such as TIF, Parks Non-reverting, and grants. It does not include Fire and Police pension funds, which are budgeted by city council, but all expenses are reimbursed by the state. These are included in the Controller budget. It does not include property tax funded debt service funds, which have expenses and revenues dictated by the amortization schedule. These funds are included in the Controller's budget. It does not include funds that have no revenue, but could be budgeted by city council. Last year's LOIT fund is an example. There is no revenue in this fund, but the cash balance was included in the 2024 budget.

- Is it possible to share a table (or similar) that connects revenues to funds, as well as allowable uses? E.g., this could include:

- Full name of the fund (not just acronyms)
- Fund revenue source(s)—i.e., how the fund is populated—including any inter-fund transfers or other mechanisms
- Origin of the fund (e.g., state requirement to receive a particular revenue source; city creation of designated fund; etc.)
- Any federal, state, or local limitations on uses of the fund (or revenue source)

The Controller's office has a physical fund book. The information on this list is included for every fund. I agree that a table should be created with this information. That is something that we can work on. It will not be ready by 9/4/2024.

- The council has previously asked for separate tracking of former CRED funds (which were moved to the General Fund) to ensure oversight and accountability in their appropriation given their originally intended purpose. Is this tracking still being done and can you share details? Are any of those former CRED funds proposed in this year's budget? If so, what are the proposed projects or expenditures?

CRED funds are being tracked within the general fund. As required by Indiana state statute, each CRED terminated 15 years after the allocation of its first incremental amount. Following this, Resolution 23-01 declared the district's dissolution, and the remaining CRED funds were deposited into the City's general fund in line with Indiana

Code § 36-7-13-19. The General Fund cash balance includes the remaining CRED funds.

For the 2024 fiscal year, \$12,075,000 from these former CRED funds were appropriated. Departments with CRED tracking are ESD, Engineering, Planning, HAND, Street and Parking. Departments have until 12/31/2024 to spend all CRED funds or encumber funds with an executed contract for use in 2025. Departments have spent \$3,323,418 to date. No new CRED-specific projects are identified within the 2025 budget proposal because departments with CRED funds intend to spend all their funding in 2024.

Specific project information is at the department level. Copying this question to 6 departments with CRED funding.

Answers to Questions on Monday, 8/26/24  
From Controller McClellan

CM	Question	Answer
Stosberg	expenses are consistently higher than revenues. How is this sustainable?	It is not sustainable long term. Expenses must be moved to funds that have increasing revenue and new funding sources must be identified. 2025 funds have a healthy cash balance - allowing one time deficit spending.
Stosberg	does the council have to approve debt that the city takes on through a bonding process?	Yes, the city council must approve all city debt, including Parks and RDC debt.
Stosberg	how are we planning to move forward with the public safety bonds and west showers?	Mayor question.
Stosberg	- What is CCD?	Cumulative Capital Development Fund. State fund. Revenue property tax and Wheel & Sur Tax (collected by BMV). Prop tax rate capped at .0477 by state. Expenses - Capital only. Currently used by Street, Engineering, Planning and Council (Sidewalk Committee). Revenue \$2.7 M
	CCI - CIG	Cumulative Capital Improvement Fund. State fund. Revenue Cigarette tax (General fund also receive some cig tax.) Same use as CCD. Capital Improvements.
Stosberg	- The operating balance for parks and rec looks notably low by the end of 2025. Combined with the \$1.5 million of expenses over revenues, that feels concerning . . .	The operating balance of Parks has always run close to \$0. We are trying to build the balance up a little bit. We have to split property tax between Parks and General Fund and it is never enough to fund both.
Stosberg	- Why did sanitation owe over \$700,000 at the end of June?	Sanitation Fund collects fees for service and runs in the red all year. It is supported by the general fund with an interfund transfer at the end of the year. Sanitation raises rates annually to try to keep up with expenses.
Stosberg	- What is the Alt Trans (alternative transportation?) budget being spent on between July-December that is devastating that cash balance?	Yes. Alternative Transportation. \$250,448 Parking salaries and services, \$15,000 CFRD programming, \$78,500 Engineering capital, \$327,700 Council capital (Sidewalks)
Stosberg	- More generally, what "should" those different account balances be? Is there a best practice? They vary widely . . .	Best practice is 2 months of reserves if there are salaries in the lines per GFOA. City practice has been 30% if there are salaries in the lines. CCI CIG and MVH - R are spent on maintenance and capital so they can end very close to \$0. They sometimes zero out because street pledges the entire amount for a matching grant.

Stosberg	- Are the MVH Restricted and CCI CIG supposed to zero out or something? Why are those 2025 year ends so low?	Yes they should zero out because they are paving and capital only funds. MVH - R has some salary in it too though. The goal is to remove all salary from MVH-R.
Stosberg	- As of June 30 there is only ~\$30,000 left in the Jack Hopkins account and is not expected to fall much. Does this mean that most of the recipients have already submitted receipts and gotten reimbursed for 2024 awards?	Jack Hopkins' revenue is a transfer from general fund. The transfer has not been posted yet.
Zulich	Page 9 - 50% decrease in Highway and Streets	2024 includes CRED.
Zulich	Grants schedule - Decrease in Grants	2024 includes CRED.
Piedmont Smith	Revenue - Miscellaneous	Bank Interest ~\$5M
Piedmont Smith	Revenue - Other general revenue	Casino Riverboat Distributions - should be recategorized to other taxes by Controller.
Piedmont Smith	Rainy Day Fund	Balance: \$3,149,842. Transfer in 2021 from Rainy Day to General and MVH. \$1 million to each General and MVH. \$2M total. No transfers into Rainy Day fund in New World - 2009
Piedmont Smith	ED LIT Bond Projects	The projects are the chart listed in the budget memo, page 15 pdf page numbers, page 21 pdf document pages.
Stosberg	Send Controller remarks to Council.	
Flaherty	Tables & Charts in Controller memo. Will send ideas and/or requests.	
Rollo	Is a police supplemental pay possible? From police unused personnel lines?	Legally - pay must be in the salary ordinance. Assuming the personnel lines are going to end with a surplus, the salary ordinance can be amended by council to give police a supplemental pay, or to change their pay in any way the council desires.



**Questions regarding the Compensation  
Intro Presentation 8/26/24  
HR Director Sharr Pechac**

**Council Member Isak Asare's Questions**

1. Are we currently an employer of choice? If not, what is the gap between us and being an employer of choice? What does it mean to be an employer of choice? How does the budget specifically address the gap between our current status and the goal of becoming an employer of choice? What measurable outcomes are expected from this investment, and how will success be tracked? Can you break down the specific issues we are addressing by striving to become an employer of choice? How do these issues impact the city's operations, and what tangible goals does the budget set to resolve them?

- In general, an employer of choice is an organization that's attractive to job seekers and current employees because of its culture, work environment, benefits, and leadership strategies. In Indiana, the designation of Best Places to Work (BPTW) is determined based on several factors including workplace culture, job satisfaction, communication, management, leadership, training and professional development, diversity and inclusion, benefits, and work-life balance. HR considered data collected through the Mayor's town hall meetings, department head feedback, and employee interviews to prioritize factors that will better position the City as an employer of choice/BPTW. The 2025 HR strategy and budget proposal addresses those priorities.

Here are a few examples from the 2025 HR Budget Memo:

- Strategy
  - Coordinate a comprehensive onboarding program for 1st year
  - Launch a campaign to highlight the City's strengths and boost its reputation as an employer of choice.
  - Develop a clear communication strategy to improve transparency.
  - Conduct employee exit and stay interviews
  - Lead cross-departmental Employee Resource Groups (ERGs).
- Investments
  - Employer of choice/BPTW survey
  - Recruitment materials and fair registrations
  - Benefits materials (promote education, awareness and increase utilization).
  - Facilitated DEIB Training focused on recruitment and selection
  - Facilitated Supervisor Training
  - Triliant virtual training platform
  - Increase Employee Events (1 recognition, 2 appreciation, and 1 benefits fair)
  - Onboarding swag
  - Website makeover
  - Employment branding
- Metrics

- Employer of choice/BPTW survey results
  - Collect feedback and evaluate data to assess the effectiveness and equity of policies and procedures.
  - Evaluate the impact of training programs on employee success and supervisor skills, and adjust as necessary.
  - Track HR metrics (time-to-fill, turnover rates, onboarding satisfaction).
  - Analyze benefits utilization, identify gaps, and create strategies to boost employee engagement.
2. Are there any strategic plans to improve efficiency and improve staff satisfaction in regards to benefits? Or do we think we have the best deal possible? What steps are being taken to evaluate and enhance the efficiency of our benefits program? Are there specific metrics or benchmarks being used to assess staff satisfaction and the overall effectiveness of these benefits? Can you provide an overall figure of how much is being spent on employee benefits, both in total and on a per-employee basis? How does this compare to benchmarks or best practices in similar municipalities?
- Yes, we have created a timeline for 2025 that includes analyzing benefits utilization rates and identifying gaps in employee awareness and usage. We plan to gather and act on employee feedback to make informed improvements and reinforce the City's reputation as an employer of choice. We are confident that we currently offer highly desirable benefits at very competitive pricing. The City is a member of the AIM Medical Trust with 60+ other Indiana municipalities. Benchmarking data shows that the City is able to offer richer benefits at lower costs than both the Indiana and National averages. Based on current enrollment, the annualized cost of City-paid benefits is roughly \$11M. The per employee cost would be \$14,274.
3. The HR budget on page 20 outlines plans for a further classification and compensation study, as well as future studies for AFSCME employees. Have we budgeted for the potential salary and benefits increases that these studies are likely to recommend? If so, how are these potential costs accounted for in the current budget, and what contingencies are in place if these increases exceed initial projections?
- The 2025 budget does not allocate funds for potential salary and benefits increases for AFSCME employees. Historically, the City has not set aside money for a salary study and any resulting increases within the same year, as salary studies can take up to a year to complete and implement. However, the 2025 budget does include a 3.1% contractual increase for AFSCME employees.
4. Is there a plan to convert the gym in Showers West into a city employee gym? If so, how would this be funded, and what outcomes are expected in terms of employee health and wellness?
- The Fire Dept will have access to the gym once they move in, and others may request access as well. ITS is creating a process to give key card access to those who have signed waivers (per Legal; this will also allow us to track usage). There is no funding planned nor outcomes planned to monitor as the gym is not something

the City established with goals but simply inherited with the building and is taking advantage of until we know the long-term future of Showers West. The City already offers reimbursement for membership at other gyms and monitors that usage.

5. How will the HR strategy overhaul be measured in terms of outcomes? Are there specific metrics, such as employee retention rates, satisfaction scores, or time-to-fill positions, that will be tracked to assess the effectiveness of these initiatives?
  - The 2025 HR strategy will include identifying key performance metrics to track and monitor success. Fortunately, the NEOGOV recruitment system includes a feature that provides metrics such as time to fill, application demographics, and interview & selection outcomes. Other potential metrics related to recruitment include cost per hire. Through the New World financial and payroll system, HR can source data to evaluate turnover and retention rates. HR will also utilize surveys to evaluate the effectiveness of training, events, benefits, and other HR programs and services.
6. How are the proposed benefits enhancements expected to impact employee retention and recruitment? Are there specific targets or benchmarks for these outcomes, and how will progress be measured?
  - Preliminary research shows that the City is competitive in several key areas, including health and life insurance, health savings and spending accounts, employee mental health programs, and the Everside employee clinic. Additionally, City incentives are strong in promoting sustainability and healthier lifestyles, such as through Sustainable Commuter Benefits and the Tobacco Cessation Program. These benefits and incentives contribute to improved employee retention, increased productivity, and overall well-being. However, our research also suggests opportunities to enhance benefits related to time off, such as paid time off (PTO), elder care, and extended bereavement leave. To address these opportunities, we have developed a 2025 timeline to analyze benefits utilization rates and identify gaps in employee awareness and usage. HR will continue to monitor effectiveness and competitiveness of benefits and incentives. A key focus area will be applying generational research to determine what employees actually want and need. Our plan includes gathering and acting on employee feedback to make informed improvements and further strengthen the City's reputation as an employer of choice.

**Questions regarding the Fire Department  
Budget Presentation 8/26/24  
Fire Chief Roger Kerr**

**Council Member Isak Asare's Questions**

1. The budget on page 26 proposes the creation of a rescue company, with significant investment in new equipment and training. Can you provide data or examples of how often these specialized rescue skills have been needed in the past?

Example( bus on top of pedestrian that would have benefited from special equipment that the rescue company will carry, rescue was performed but at a higher risk to our personnel and trapped victim)IU and other local business depend on us to be able to do confined space rescues without the rescue company our capabilities are limited to having to call outside agencies.

What specific outcomes or improvements in public safety do you expect from this investment?

Better able to handle any 911 call involving entrapment or special rescue needs.

2. On page 25, there is a mention that the cost of the Training and Logistics Building will be higher, yet the estimated figures appear lower. Can you clarify this apparent discrepancy, and what is the final expected cost for this project?

The original expected amount was just a guess , we now have a very solid cost (approximately \$6,600,000) Weddle has estimated this project cost based on our final design.

How does this impact the budget and project timeline?

The money will be coming from the public safety bond so actually no impact to the 2025 budget. The timeline for completion is still by the end of 2025.

3. How do these budgeted initiatives, particularly the building projects and the creation of the rescue company, align with broader city goals beyond public safety?

Overall public safety and quality of work space for employer of choice.

How will these initiatives impact community engagement, environmental sustainability, or other city priorities?

Newer stations will have better access for the public to visit and interact with. New or remodeled buildings will be more energy efficient.

4. What specific, measurable outcomes are you targeting to improve recruitment and retention?

Goal would be to only lose firefighters to retirement, not other departments.

For example, are there specific goals for reducing turnover rates or increasing the percentage of experienced personnel retained?

Only retirements in 2025 (possibly 3) 0 personnel lost to other departments.

5. Given the shift toward increased density and form-based UDO models, does the fire department expect to need to invest in equipment or vehicles (for example) or other ways such as specialized high-density equipment, and advanced technology integration to maintain effective emergency response in these evolving urban

environments?

**NFPA recommends:**

- a. Single Family House Fire 15 FF's
- b. Commercial Fire 28 FF's
- c. Building 7+ Stories (Fire) 43+FF'
- d. Current minimum staffing is 27, as buildings continue to increase in height we will eventually need to add personnel to meet the NFPA minimums.

And how can council and planning department reflect fire department needs in any potential comprehensive plan or UDO changes.

Access and radio communication needs in high rise buildings

**Council Member Hopi Stosberg's Questions**

1) From page 34 of the budget book (your general fund line item expenses):

- what is account 51310 "Other Personal Services" used for that there was such a big jump (almost \$200,000) from 2023 to 2024? What is that used for that has zero increase this year? Was that 2024 money spent?

This account is for rental assistance and hiring bonuses. The jump was from implementation of the programs and the consistency afterwards is based on maintaining the same incentives. Year to date, the fund has been 39% used. However, there has been an uptick in usage due to a large number of new hires jumping on board to take advantage of the incentives (more is being used per month now than at the beginning of the year)..

2) Account 52240, Fuel & Oil-this dropped substantially, well below even 2022 totals. Is this due to increased efficiency?

This number is set by the Office of the Controller. Fire does not make budget requests as to the amount funded to this account. Our apparatus fuel up at the city sites through a system that tracks how much fuel is used by each apparatus, and the respective cost is withdrawn from our Fuel & Oil account.

3) Accounts 52420&52430 have both increased substantially. Can you tell me more about that? Is this related to rescue company creation?

With regard to the general fund, a majority of the increase to 52420 is due to the intent to purchase vehicle stop light preemption devices and additional portable radios needed for our expanding divisions. As a clarification, the preemption devices are equipment that installs in the apparatus that allows stop lights to stop cross traffic before our unit enters the intersection. It can significantly cut down on risk and hazards that crews face during emergency response. The receivers have already been incorporated into the stop lights, we just need the transmitters installed in our vehicles. The increase in 52430 is due to the transition to a full quartermaster system. The largest burden of this transition has already been accommodated for when our department began supplying and maintaining turnout gear (protective equipment) years ago. The new addition includes

uniform items and allows for the ability to enforce a professional appearance without causing a financial hardship on an employee.

- 4) Account 53230, Travel, had substantial increase between 2023 and 2024 and continues to be higher in 2025. Is this travel for training? I thought that with our new training center we would not have to travel for trainings so much anymore (as it stated earlier in the document).

This travel is for training. A majority of the increases for the request in 2025 are due to significant expansion of our Mobile Integrated Healthcare (MIH) program. This is a relatively new addition to the fire department world and requires specialized training that has yet to be accommodated by the fire service, though we were able to host an outside instructor for just this type of training last month (and hope to see this available more commonly). In addition, the recent significant turnover that we've experienced has led to near non-stop recruit academies that have tied up the training division, causing the necessity to seek training elsewhere combined with a higher number of individuals that need it. We anticipate this will change for the better as we will see a significant increase towards competitive pay in 2025, though there will be a catch up period. Lastly, there are some constants that will need to be maintained yearly in the form of conferences and high level specialized training.

- 5) I don't think I got a full answer on whether there are certain salaries or programs that are paid for specifically by the ED LIT dollars, what those are, and how they are chosen to be funded by ED LIT?

ED LIT funds two Community EMTs (MIH) and one Deputy Fire Marshal. There is also some overtime budgeted from ED LIT. The 2025 requests were chosen simply to duplicate supporting the same positions from the same fund as presented in 2024. With regard to how those positions originally were chosen to be funded from ED LIT, those three positions are relatively new and it likely made sense to fund them from a relatively new revenue source. None of the individuals involved in making that decision are present at the city anymore, so that is simply an educated guess.

**Questions regarding the Police Department  
and Central Dispatch Budget Presentation 8/26/24  
Police Chief Mike Diekhoff, Deputy Chief Scott Oldham**

**Council Member Isak Asare's Questions**

1. On page 13, the budget references 2023 call numbers for comparison. Could you explain why 2023 numbers are used instead of including year-to-date figures? Are we on track to be higher or lower than projected, and what should we expect for the remainder of the year?

The reason you see year to year, rather than year to date numbers is that it provides a more complete, comprehensive picture. Daily call volume is variable, often dramatically, with seemingly no rhyme or reason therefore call volume should only be judged against other, complete years. However, to add some degree of clarity, 2024 is on track to meet or exceed 2023 in terms of overall call volume. We expect calls to remain somewhat consistent however there is no proven, accurate, way to predict exactly what will occur.

2. The goals outlined on page 14 primarily focus on increasing police and dispatcher staffing levels. Could you clarify why other areas such as facilities, technology, and process improvements are not highlighted as key goals? Shouldn't the department also prioritize these aspects to enhance overall effectiveness?

At this point our largest, and most critical, need is personnel as it is the primary factor that will most affect public safety,

To drill down even further the first, highest priority need is the retention of our current tenured staff and closely behind that is the recruitment of highly qualified people that have chosen law enforcement as their profession. While facilities are clearly a continuing issue even that need is overshadowed by the lack of staffing which is most critical to our day to day operations.

3. Just a simple clarifying question: does the amount for personnel represent an across the board pay raise? How much will officer base salary go up? How does this compare with other cities in the state?

 This is a question best addressed to the Controller

4. The budget on page 15 indicates that additional officers and dispatchers are needed. How did the department determine these numbers? Considering that we've been understaffed for several years... have alternative strategies, such as reallocating existing resources or adopting new technologies been considered to improve efficiency without necessarily expanding the workforce?

It is important to note that there is no request in this budget for additional personnel beyond the currently authorized one hundred and five (105). However it is just as important to note that the City is in possession of several staffing studies, all of which are now several years old, which indicate that BPD's staffing levels should be



decisively higher than the one hundred and five (105) number. The current staffing number was arrived at by the proceeding administration and was determined by cost. There are no staffing models of which we are aware which indicate that BPD is overstaffed at the one hundred and five (105) number.

In regard to alternative strategies such as a reallocation of personnel, our resources have been stretched to the point where no further movement is possible. Every division and shift within the Department is working well below previous minimums with no excess personnel available. Any further attempts to reallocate personnel would require the entire deletion of a key component of the Department.

5. On page 16, the budget mentions the challenge of retaining experienced officers but focuses mainly on attracting new ones. What specific strategies are in place to improve officer retention, and how do these strategies contribute to the overall effectiveness of the department? Is the budget sufficiently addressing the goal of making BPD an attractive place for officers to stay long-term? If not, what else should be considered? In addition to compensation adjustments, what metrics will the department use to evaluate the effectiveness of retention programs? Will there be regular assessments or feedback mechanisms to ensure these strategies are working as intended?

When inquiries have been made of officers that have left the Department there are three areas expressed as the primary component(s) to their decision:

- 1- Compensation: Pay and Benefits: This is why compensation is the number one priority of the Department in this year's budget. Unless we once again become competitive in these areas, we have no hope to retain or attract officers.
- 2- Call Volume / Work Load- Work load is tied directly to staffing levels and until we can recruit and retain more officers work load will continue to be a factor in why officers are not retained or recruited
- 3- Lack of Support from Elected Officials-simply, the lack of support from elected officials has been a large factor in officers choosing to leave and refusing to apply. Several candidates have refused offers of employment based on this factor alone.

#### Metrics

The Department will look at the following metrics to determine if our efforts have had the desired results:

- 1-Retention: simply, are officers staying in their positions
- 2-Recruiting: are more recruits applying and actually appearing when testing occurs
- 3-Workload: did we decrease the call volume per officer with additional hires.

6. I have many of the same questions about dispatch. What specifically, outside of changes to the shift patterns are we doing to improve the job and quality of life at dispatch?

Just as with the officers who have left, the majority of dispatchers who have left offer the same three factors which have led to their decision.

1- Compensation: Pay and Benefits: This is why compensation is the number one priority of the Department in this year's budget. Compensation must reach the point where the amount of work load per dispatcher as compared to other centers is offset by the compensation offered.

2- Call Volume / Work Load- Work load is tied directly to staffing levels and until we can recruit and retain more dispatchers work load will continue to be a factor in why dispatchers are not retained or recruited

3- Lack of Support from Elected Officials-simply, the lack of support from elected officials has been a large factor in employees choosing to leave.

7. Page 16 highlights the emphasis on dispatch staffing. However, it seems that broader goals, such as improving the efficiency and functioning of the dispatch unit and hiring fire-specific dispatchers, are not mentioned. Could you elaborate on the department's broader goals for dispatch, and are these adequately reflected in the budget?

Once again, until staffing achieves a level where the basic, day to day, duties can be met without having to resort to mandatory overtime to supply the required personnel for the Center to function there is no way that we can attempt to reach broader goals such as the fire-specific dispatcher to which you allude. Until we can meet the basic staffing needs of the Center we can not divert the manpower required to perform other functions.

8. The budget on page 17 indicates that increased call volume is a motivating factor for staffing increases. What steps are being taken to better understand and manage call volume, such as exploring ways to lessen, redirect, or handle calls more efficiently? Is there a focus on data analysis to support these efforts? You mentioned in the budget presentation on August 26, 2024 that BPD is not able to respond to every call. How does the department decide which calls to attend to?

It is important to note that there is no request in this budget to add additional personnel. Our goals for 2025 are to recruit and retain the required officers to achieve a full one hundred and five (105) officer staffing level.

The increases in call volume are literally 'across the board'. Nearly every category of call types have risen to varying degrees. While some of the call types are 'officer initiated' the vast majority are not.

At this point there are no systematic solutions which will decrease the volume of calls beyond those which we have already implemented. Those include:.

- In the past few years we have stopped responding to some types of non-violent calls and instead have begun referring those to an online, self-reported web portal.
- Diversion to treatment as an alternative to arrest is in place and working via the Stride Center, however it is important to note that it takes the same amount of officers time to divert someone from an arrest as it does to simply

arrest

- Centerstone has a mobile response team responding to some calls where people are in a mental health crisis.
- Civilian Community Service Specialists respond to the bulk of property damage or minor personal injury accidents
- Civilian Community Service Specialists respond to non-in progress property calls and complete the necessary reports

9. Page 16 briefly touches on the challenge of high turnover rates. Do we have a clear understanding of why turnover is so high, and what specific factors are contributing to this issue? How is the budget addressing these underlying causes?

I would direct you to the answer for question #4

10. There seems to be some ambiguity on page 18 regarding whether increases for Dispatch have been fully budgeted for. Could you clarify whether the budget accounts for these increases, and if not, what the plan is to address them?

 This is a question best addressed to the Controller

11. Beyond increasing personnel, are there any planned investments in technology or process improvements that could enhance the department's efficiency? How does the budget support these initiatives, if they are part of the strategy?

Until we can increase our personnel further process improvements or new crime fighting strategies are simply not plausible. It is the retention and recruitment of personnel which must be addressed first before we can make strides in other areas. We have however broadened two existing technological programs to lessen the burden on manpower in some cases including both the expansion of our use of drone technology to assist in locating suspects and missing persons as well the use of Flock traffic cameras which are a resource to assist in locating suspect vehicles and the persons associated with those vehicles during the commission of a crime.

12. How are you working with other departments to further BPD goals and priorities.

We are working with the Office of the Mayor and hope to engage with the Bloomington Common Council in order to raise pay and benefits to the point where we can achieve our goals. The current Office of the Mayor has made great strides in beginning to change the negative perception of elected officials not fully supporting law enforcement within the City of Bloomington. This sentiment, which is pervasive within the State, has done damage to our recruiting and, most specifically, retention efforts. We are hopeful that we can count on the same level of consistent, vocal public support from the Common Council as that being received from the Office of the Mayor. The approval of this budget as well as public support to assist in changing the negative perception which exists within the law enforcement

community, is vital to our efforts.

### **Council Member Hopi Stosberg's Questions**

1. What is the dispatch call volume for other cities, similar to Bloomington, both in terms of total call volume and also as calls as a percentage of population?

We will have this compiled and sent to Council when complete

2. There have been steady increases in personnel expenses for the past several years. The charts you shared do not appear to indicate that those additional personnel expenses have made a big difference in recruitment or retention. Are there other departmental adjustments that you think would make a difference in areas of job satisfaction that will result in improved officer retention and recruitment?

The increases that have been made to BPD officers' salaries have not kept pace with surrounding agencies both within Monroe County and the region. In many cases officers who are considering joining BPD or staying at BPD, are confronted by jobs at other area agencies which offer tens of thousands of dollars more in salary, offer better benefits and a decidedly lower call volume.

The only way to add and more importantly retain officers is to once again become competitive in terms of salary and benefits offered to potential recruits and to tenured officers.

3. After a number of years below full staffing levels and no surge of new sworn officers, at what point do you think we need to rethink the department and how calls are filtered and responded to in order to ensure safety of our community and also our overworked officers?

There have been new officers recruited over the last few years but simply not enough to backfill for those who we have not been able to retain. Pay and other benefits have fallen to the point that BPD officers are the lowest paid officers, but yet the busiest, officers in Monroe County and are among the lowest in the region. A high run volume per officer ratio and the perception of a lack of political support at both the Council and Mayoral level also has contributed greatly to our retention issues.

Full staffing is possible and will greatly reduce the burden on the current workforce. The only way to regain full staffing is to once again become an 'employer of choice' for those who choose to go into the law enforcement profession.. If we once again become competitive in terms of wages and benefits we will once again be able to

recruit sufficient numbers of officers, while retaining our current officers to reach our determined staffing levels.

In terms of rethinking the Department we have implemented major changes over the last several years.

- In the past few years we have stopped responding to some types of non-violent calls referring those instead to being self-reported via an online web portal.
- Arrest diversion is in place and working via the Stride Center however it is important to note that it takes as much of the officers time to divert someone from jail as it does to actually make an arrest.
- Centerstone has a mobile response team responding to some calls where people are in a mental health crisis.
- Civilian Community Service Specialists respond to the bulk of property damage or minor personal injury accidents
- Civilian Community Service Specialists respond to non-in progress property calls and complete the necessary reports

We remain engaged in national and local conversations on best practices and opportunities and will continue to implement additional improvements as a result of these.

4. The situation in dispatch, critical staffing shortages leading to mandatory overtime leading to high staff turnover, resulting in more staffing shortages is a chicken and egg scenario. The situation won't improve until we get more qualified staff, but new people may hesitate to join the team until conditions improve. What kind of innovation is needed to break through that cycle? What kinds of initiatives have already been tried?

Once again, we need to examine how competitive we really are in terms of compensation and benefits. These salaries are being addressed through the salary and compensation study. The Center is overwhelmingly busy, part of that is driven by the lack of staffing, however another part of it is that call volume increases are a reality at the dispatch, as well as patrol, level. Simply, people are calling for law enforcement, fire and medical assistance. In terms of staffing, we must continue to raise compensation until it reaches a point where candidates as well as tenured employees feel that the compensation is equal to or greater than the workload. At this point, dispatchers can make just as much or more at other area centers while at the same time having to handle a much reduced call volume.

In terms of what has been tried: we are currently evaluating schedule changes that will potentially reduce some of the week to week burden of the dispatch staff. In addition, many of the routine tasks (computer queries, call information input) that

were once handled exclusively by dispatch personnel are now the responsibility of patrol officers.

Dispatch is a customer driven enterprise, we do not solicit for 911 or administrative calls, those are made at the sole discretion of the public and we have no control over when someone picks up a phone to call, or text, dispatch for assistance. We are working in partnership with the mayor's office and other service providers and responders on designing a public awareness campaign of the available resources to call in various calls for help (including directly to STRIDE, 988, etc.)

5. You stated that the department is trialing a 12-hour shift pilot program for the next year. What is the current shift structure of BPD?

The 12 hour shift trial is for dispatch only. BPD (patrol and detective) has an 8.5 hr shift structure and hours are designated by contractual obligations.

6. Are there certain salaries or programs that come out of the ED LIT fund? How is that determined? Are there certain salaries or programs that come out of PS LIT? How is that determined?

 That is a question best addressed by the controller's office

#### **Council Member Kate Rosenbarger's Questions**

- 1) Can council get data on categories of calls coming in to dispatch?

Certainly. We will compile this data and forwarded it as soon as it is complete

More specifically - can we get narratives of the calls coming in to dispatch?

Unfortunately no. Narratives often contain legally restricted data that is not public information and as such cannot be released.

- 2) Can you walk us through the strategy that more police = fewer calls? Can you share data to support this?

There is currently no request to add additional (new) positions for sworn officers in the 2025 budget. The authorized number remains at one hundred and five (105) sworn officers.

Similarly, no strategy that reaching a full staffing level (105) for sworn officers will equal fewer calls for service has ever been put forward. The public defines when they call for assistance so we do not have, nor does any response agency, control of our call volume. That is solely determined by the public-defined need. What will occur as we return to full staffing is that more sworn officers will reduce the total number of calls per officer as it will spread the call volume among more sworn personnel and will allow for a more timely response to events where the public has called for assistance.

The current call volume per officer is one factor that is negatively affecting our recruiting and retention issues.

#### **Council Member Isabel Piedmont-Smith's Questions**

- 1) Your memo begins with "The BPD is tasked with responding to the overall law enforcement and public safety needs of the City of Bloomington."
  - a) How do you define public safety?

The definition of public safety is defined by the public itself, and we agree that a conversation about community safety on a broader scale is needed, including prevention, addressing past traumas before crime and other crises happen, etc. We look forward to being part of that process.

No agency involved in the emergency response apparatus controls when someone calls for assistance or does not. That is solely determined by the public. The public defines when they encounter a situation where they are seeking help from the agencies that are funded through their tax dollars.

Taken with that, the public also defines public safety as the lack of situations where they might be required to call for assistance as evidenced by a strong, continuing public demand for both crime and fire prevention. As such, both BPD and BFD work hard to prevent situations from occurring which would require the public to call for assistance.

- b) Do you think that BPD should be responsible for all public safety needs in Bloomington?

No, BPD should not be responsible for all public safety needs as it is not our place to become the primary response agency to fires or calls for medical assistance, those are the purview of the Bloomington Fire Department and the Bloomington Hospital Lifeline Ambulance Service currently. That said,

due to the nature of some emergencies and the risks associated or due to the legal requirements of the calls which BFD, Lifeline, and some Social Service providers who have field response units such as STRIDE Mobile respond to, BPD is often tasked to accompany or proceed these agencies to render the scene safe for them to enter or to maintain a safe work space for those other providers.

As mentioned above, community safety work can improve inclusion on non-violent and non-emergent calls.

- c) Are there some “public safety” situations in which you think non-police responders might be more appropriate?

Certainly. This is exactly why we created the Community Service Specialist who respond to those incidents where it is both legally permissible and safe for them to do so as sworn officers are not required in those situations.

- 2) Why is Central Dispatch housed under BPD (other than tradition)?

Central Dispatch is housed under BPD due to the terms of an Interlocal Agreement with Monroe County which governs all aspects of Central Dispatch Operations.

- 3) For Dispatch, you say that you will move to 12-hour shifts, which will be better for staff. What is the current shift pattern, and how are 12-hour shifts better?

The current staffing model uses 8 hour shifts. The 12 hour shift trial is at the request of the Central Dispatch staff who are seeking a better work / life balance.

- 4) The Dispatch Call Volume chart on page 47 of the budget book pdf distinguishes between “Inbound calls” and “911 calls.” What’s the difference?

Inbound calls come from a variety of administrative or non-emergency lines where people are calling for assistance but have themselves deemed it not to be of such an emergency nature that would require the use of 911. 911 should be reserved for immediate emergencies only. Many people do not see their call for assistance to be of an immediate emergency nature so they call one of the non-emergency numbers.

What is the biggest take-away from this chart in your estimation?

That Central Dispatch is extremely busy and as such we must achieve full staffing and retention as soon as possible.



**Questions regarding the Budget Presentation for the  
Community & Family Resources Department 8/26/24  
Director Shatoyia Moss**

---

**CM: Isak Nti Asare Questions**

1. The first goal in the proposal is quite broad. Could you provide more specific targets for these goals? For example, what percentage reduction in homelessness is the department aiming to achieve, and within what timeframe?
  - a. Homelessness Reduction: Our department aims to support agencies that provide shelter, food, and assistance to decrease the number of unsheltered individuals. While we do not have a specific percentage target, our goal aligns with the city's overall plan to address homelessness through strategic partnerships and resource distribution.
  - b. The measures primarily encompass the following: the number of grants awarded, trainings conducted, and printed resources distributed; the volume of calls and emails made to relevant offices on the topic; and the count of host organizations involved in supporting Bloomington and Monroe under the housing and homelessness category.
2. And what role does CFRD play specifically in each of these areas? Could you explain CFRD's specific role in this broader ecosystem as relates to this goal?
  - a. The Community and Family Resources Department acts as a central connector and resource hub within the city's ecosystem. We provide essential information, programs, and partnerships to address the community's needs, collaborating with agencies and organizations to close gaps in services.
    - i. For example, during last week's extreme heat, we distributed cold bottled water to unsheltered community members. While this may seem like a small gesture, it significantly reduces the risk of heat exhaustion and dehydration, ultimately leading to fewer emergency service calls.
    - ii. Our department can be seen as the bridge that connects people to comprehensive solutions or as the support that eases the burden on other services.
3. In the table under Goal 2, you mention a 10% increase in Helping Bloomington Monroe (HBM) usage and a 20% increase in Be More Award nominations. What are the current baseline figures for these metrics? How were these target percentage increases determined, and what specific strategies will be employed to achieve them?

- a. The target metrics are based on past performance. For instance, we aim for a 10% increase in Helping Bloomington Monroe (HBM) usage and a 20% increase in Be More Award nominations. These targets are set based on previous figures and anticipated growth.
  - b. Our strategies focus on enhancing outreach and engagement for underrepresented groups through targeted marketing, training, and education, while also increasing involvement by inviting them to events and programs. For HBM usage, we will boost outreach, improve kiosk training, and promote the service through community events. To increase Be More Award nominations, we will expand promotional activities, engage with community groups, and streamline the nomination process.
    - i. In 2023, 5,765 unique users made 9,315 searches on HBM.
    - ii. So far in 2024, 3,388 unique users have made 3,996 searches on HBM.
  - c. For the BVN Be More Awards data:
    - i. 33 nominations were made in 2024
    - ii. 31 nominations were made in 2023
- 4. The outcomes listed under Goal 2, such as 'Increased community engagement' and 'Greater volunteer satisfaction,' are critical to your mission. What specific metrics will be used to measure these outcomes? For example, will there be surveys, participation rates, or other tools used to track improvements in community engagement and volunteer satisfaction?
  - a. We use surveys for approximately 95% of our events and programs to gauge community engagement and volunteer satisfaction. Feedback on event details, accessibility, and overall experience helps us improve and tailor our programs.
  - b. For larger events, we gather feedback from volunteers and track attendance to refine our approach.
  - c. In Practice:
    - Surveys: Regular surveys will assess volunteer satisfaction and community engagement levels.
    - Participation Rates: Tracking the number of participants in events and programs will measure engagement.
    - Feedback Tools: Collecting feedback from community members and volunteers through online forms and in-person interviews will help gauge satisfaction and identify areas for improvement.
- 5. For Goals 1, 2, and 3, how does the budget specifically support the outputs and outcomes you've identified? Can you provide a detailed breakdown of how financial resources are

allocated to each goal, ensuring that the budget aligns with and sufficiently supports the department's strategic objectives? are the financial and staffing resources allocated in the budget sufficient to achieve the desired outcomes

- a. We account for inflation while aiming to reuse and repurpose resources. CFRD efficiently secures sponsorships, collaborates for space use, and accepts donations to support our initiatives. By evaluating programs and events to ensure their continued relevance, we have managed to reduce some costs this year. As programs evolve or expand, we continually reassess their needs and adjust our budget accordingly.

- Goal 1 (Homelessness Reduction): Funds will be allocated to support outreach programs, emergency shelters, and partnerships with local agencies.

- Goal 2 (Community Engagement and Volunteerism): Budget for events, training, and promotional activities

- Goal 3 (DEIB Initiatives): dedicated to cultural programming, translation services, and inclusive events

---

### CM: Hopi Stosberg Questions

1. On your department flow chart you list three open positions. Are there plans to fill those slots?
  - a. Safe and Civil City Director: We are currently in the second round of interviews for this position, which is our top priority as I am handling both roles temporarily. Aim is October start date.
  - b. Other Positions: The positions for the After-Hours Ambassador and Special Projects Coordinator will be posted once the Safe and Civil City Director role is filled.
2. You have three staff whose titles are all general "special projects". I would be interested to have more descriptive titles of those positions so that I actually am able to understand who is working on which projects.
  - a. Marissa Parr-Scott: Serves as the primary staff liaison to the Commission on the Status of Women, the Commission on Aging, the Domestic Violence Coalition and short term task forces, as needed. She handles program development, event planning, and coordination, as well as grant research and writing.
  - b. Michel Shermis: Special Projects Coordinator (Human Rights Liaison) investigates discrimination complaints and serves as the City's ADA compliance officer.
  - c. Special Projects Coordinator (Housing and Homelessness): Assists with strategic goals related to homelessness, housing, substance use, and mental health.

Manages the Downtown Outreach Grant and represents the City on the Housing Security Network.

- i. This position was not known to me before I began preparing the department budget. We will review it before proceeding with the hiring process.
3. You mentioned restructuring the department to better address community needs. What type of restructuring are you considering at the moment? When do you plan to work on this project?
  - a. I have submitted a draft restructuring plan to Deputy Mayor Knapp. The plan addresses the need for additional support and an assistant director.
  - b. We are also evaluating our translation and volunteer resources to better meet community needs.
  - c. We plan to address it after the Crowe study
4. What are downtown outreach grants used for? Can you point me toward their application and distribution process?
  - a. Purpose: These grants fund projects aimed at improving conditions for unhoused residents or those at risk of homelessness.
  - b. Application and Distribution: The Community and Family Resources Department manages this fund. The application is available on our CFRD homepage
5. Are there certain salaries or programs that are supported by ED LIT? How are those decisions made?
  - a. To my knowledge, ED LIT funds are not allocated to specific salaries or programs. They support housing, childcare, menstrual cycle support, and food assistance - \$500,000, with the other \$500,000 for medical relief.
  - b. The program was developed by Beverly Calendar-Anderson and John Hamilton with input from the Bloomington and Perry Township Trustees.
  - c. The funds are distributed through the South Central Community Action Program (SCCAP) because neither the city nor the local government can directly manage the disbursement for individual use. SCCAP serves as the intermediary, providing community members with a centralized point of contact for accessing these resources.
6. You mentioned in your presentation that there has been a 50% increase in Human Rights cases. Can you say more about that? Are more people reporting or has there been an increase in actual violations (or both)? Is this a result of combining the city and county human rights commissions, so the caseload is larger, but it is more distributed throughout the community?
  - a. Formal Complaints: The number of formal complaints filed in the first half of 2024 aligns with historical averages and is lower than the previous year. There

have been no notable trends in actual violations or discrimination instances. Additionally, all formal cases this year have been within city limits.

- b. Increased Call Volume: There has been a notable increase in calls requesting information, resources, or reporting issues, with approximately 66 calls in the first eight months of 2024, compared to 55 for all of 2023. This rise may be due to increased visibility of the commission or greater community instability, prompting individuals to seek out various solutions. Most of these calls pertain to accessibility/ADA/disability accommodations or landlord/tenant disputes.
- c. Resource Availability: We strive to provide resources and referrals for calls that are not directly related to discrimination.
- d. Reports Access: The 2023 annual report and the first two quarterly reports of 2024 are available at: [bloomington.in.gov/onboard/reports?committee\\_id=20](https://bloomington.in.gov/onboard/reports?committee_id=20)

---

### CM: Isabel Piedmont-Smith Questions

- 1. Your memo mentions the opioid epidemic. Has CFRD been in discussions with the mayor and controller about the use of opioid settlement funds, and if so, what are your plans?
  - a. With me, there hasn't been an opportunity to delve deeply into those discussions yet, as my appointment coincided with the Crowe student project and subsequent budget preparation. However, reviewing these conversations is on my priority list, alongside assessing our department's strategic plan.
- 2. How do you collaborate with the Council government to achieve common goals?
  - a. I would appreciate open communication by arranging regular meetings to grasp expectations and offer clear updates on our department's activities and progress. This ensures our objectives are aligned, fostering a unified approach to addressing community needs. Furthermore, by clarifying our department's roles and how we address strategies and challenges, we can both learn from and contribute to best practices.

---


### CM: Matt Flaherty Questions

- 1. The \$1,000,000 Economic Equity Fund (part of the ED LIT) is outlined as addressing medical debt, childcare expenses, certain housing expenses, and menstrual products (seemingly in collaboration with the South Central Community Action Program).
  - a. We are collaborating with the South Central Community Action Program (SCCAP) for the distribution of funds. Since neither the city nor the local government can directly manage individual disbursements, SCCAP acts as the intermediary, offering community members a centralized point of contact to access these resources.
  - b. How are spending priorities identified on an annual basis, and how are we measuring impact (e.g., number of people who benefit)?
    - i. These metrics were established by the previous administration. We will measure effectiveness based on the number of individuals who requested and

received funding in each category. We will have this data available once the program has been operational for at least a year. Meanwhile, SCCAP is thoroughly vetting applicants and collaborating with other service providers to identify eligible community members who can benefit from this assistance.

- c. Is the city in a unique position to fill gaps for some (or all) of these needs relative to philanthropic, state/federal, (non-city) local government units, or other funding mechanisms?
    - i. The grant aims to support individuals who are most affected and financially burdened by tax increases. Unlike other entities that may not factor in the impact of taxes when providing aid, this grant directly addresses and alleviates financial strain by focusing on critical needs such as housing, childcare, and medical debt.
  - d. What is our ability to address or solve the problem relative to the need?
    - i. We recognize that we cannot address every issue and that our resources are limited. However, by adhering to the grant's criteria, we aim to tackle the most urgent needs. Through strategic collaboration with community partners like SCCAP, we can identify and support the most vulnerable members of our community, ensuring that our funding is directed where it will have the greatest impact.
2. Can you describe the intended uses of the Parking Meter Fund and Alternate Transportation Fund allocations in the CFRD budget?
  - a. The Parking Meter Fund is allocated to support the Downtown Outreach Grants, which focus on channeling resources back into downtown areas in alignment with our safety, civility, and justice initiatives. These grants specifically target projects in the downtown area which include to improve conditions for unhoused residents or those at risk of homelessness.
  - b. I am not familiar with the Alternate Transportation Fund; it might be included under a different budget line, or I may be unfamiliar with the name. I will need to consult with the controller to clarify this.
3. If I understand correctly from our budget discussions re: a position focused on homelessness outreach / services, it sounds like there is a surplus position budgeted in CFRD—is that correct? Is the budget being adjusted downward as a result of this proposed position being located in the OOTM?
  - a. We currently have three open positions in the Community and Family Resources Department (CFRD), including a **Special Projects Coordinator** focused on Housing and Homelessness. This role involves assisting with strategic goals related to homelessness, housing, substance use, and mental health, managing the Downtown Outreach Grant, and representing the City on the Housing Security Network.
  - b. I was unaware that the OOTM had created a similar position this year; otherwise, we likely would have had more discussions on this matter. The position is not being

transferred to the OOTM; rather, they are establishing their own role focused on homelessness. Given that CFRD is the only city department without an Assistant Director and that we have an urgent need for three additional roles, I will collaborate closely with HR and the Controller to update job descriptions and responsibilities. Our goal is to prioritize and fill one of the other essential positions.



## **Tuesday, 27 August – Day 2**

### **Questions and Answers from:**

***Economic and Sustainable Development***

***Parks & Recreation***

***Public Works - Administration***

- ***Animal Care & Control***
- ***Facilities Maintenance***
  - ***Fleet Maintenance***
  - ***Parking Services***
  - ***Sanitation***
- ***Street Operations***



**Questions regarding the Budget Presentation for the  
Economic & Sustainable Development Department 8/27/24  
Director Jane Kupersmith**

**Council Member Isak Asare's Questions**

1. I am not convinced that the amounts allocated per goal are enough, this is especially true of goal 4. Can you provide some reasoning as to why you think these are right sized?
  - a. The AD for Small Business Development's portfolio includes management of the BUEA, which holds about \$2.5 million in assets and programs about \$538,000 annually. This nonprofit supports a geographic footprint from 17th St on the north, to Country Club on the south. Walnut on the east to Adams on the west. Because the BUEA is an independent nonprofit, run as a public-private partnership, their funds are housed separately and their annual budgeting process is managed by their board. This raises the level of support to small businesses by \$250,000.
  - b. The total Small business budget for 2024 is \$884,000. Much of that funding will continue to be spent down over 2025. Given the non-renewing CRED funding, we anticipate returning with a larger ask for 2026.
  - c. Finally, more broadly the greatest stated need for ESD is support implementation of the salary study. Our staff has been burning the candle at both ends to implement the funding that they have—this year is intended to allow us to deploy all of the funding we have accumulated and build critical plans to make sure that we make the best investments for Bloomington. With the exception of our sustainability initiatives, which are in sync with the CAP, as was updated last month at council.
2. The budget emphasizes accountability and transparency in economic development efforts. Could you outline the specific metrics or performance indicators that will be used to hold the department accountable for achieving its stated goals? How will these be reported to the public and the Council?
  - a. ESD will rely on outreach events, social media, and email communications to foster transparency. Success of these modes can be measured through event attendance, social media engagement, and email marketing engagement. A goal of all increased communication is increased participation in grantmaking programs, events, and feedback. ESD will rely on surveys and direct outreach to businesses, nonprofits, and other potential partners.

While Sustainability and Arts already exhibit some of these best practices, all of ESD will systematize these practices over the course of 2024–2025.
3. Regarding the data presented on wealth inequality and related metrics, could you specify the sources of this data? Additionally, where does Bloomington rank within the state on these metrics?
  - a. Gini index data comes from ACS 5-year data and wage data comes from Indiana Business Research Center analysis, which I think is backed by Bureau of Labor Statistics.

- b. Per the US Census the gini score was .5406 - 5 year average for Bloomington (2018-22) and just for 2022 it was .5583. See [here](#) for Gini index comparison against Indiana cities and national college towns. The third tab includes wage data.
- 4. Food security is mentioned under climate action as a goal. Why is this not its own goal?
  - a. Food security shows up in grantmaking under the Sustainability budget at \$30,000. There is another separate category of “sustainability grants” at \$50,000. BCOS is working on some initiatives that support urban agriculture and composting.
  - b. Food Security can also be addressed as a business challenge: how can we facilitate the purchase of local food by local businesses? And how can we facilitate the selling of local food to wholesalers and direct to businesses (institutional purchases) by local growers?
  - c. ESD will incorporate local food supply chain into its economic development planning work to identify the best opportunities for support.
- 5. Is there a cost associated with moving to EPL?
  - a. The only cost associated with this goal is the staff time associated with migrating our processes and applications to EPL.
- 6. It appears in the proposed budget that a relatively small portion of the Economic & Sustainable Development budget is allocated to the first stated goal. Can you clarify how the resources are being prioritized? Are there additional funds or strategies that will support this goal outside of the primary budget allocation?
  - a. The first stated goal has no cost associated with it. It is included as a budget goal because it is essential in framing ESD’s work going forward. City staff believe that excellent work has been done by local and regional partners in planning—whether BEDC, ROI, or IU’s 2030 plan. Further, CRED funding from the 2024 budget is being used to develop a citywide cultural plan as well as a downtown small business plan (name TBD). These sub-plans of ESD will roll into our broader economic development strategy document.
- 7. The budget outlines a goal of fostering resilience and improving the experience of small businesses in Bloomington. Could you provide specific strategies or programs that will be implemented to achieve this? What metrics will you use to measure improvements in small business resilience and overall experience?
  - a. ESD leverages the work of community partners in lifting up the small business ecosystem. It supports the Small Business Development Center’s activities; it supports programming at the MIII, Develops programs in support with the chamber. Since the Chamber is membership driven (barrier), ESD offers scholarships for certain populations.
  - b. Through the Bloomington Urban Enterprise Association, ESD supports a variety of arts and small business programs, including training scholarships, arts grants for businesses, facade grants, business safety grants, sidewalk and business improvement grants
  - c. ESD is directly programming CRED funding in support of small business resilience: Retail Strategies online training supports entrepreneurs in

continuing education about best business practices. CRED funding is also bringing back ZingTrain, service, operations, and management training in early 2025. This will bring business owners together for shared professional development at no cost. It will have a secondary benefit of improving the network of business owners across the community.

- d. We will measure program participation, feedback from businesses and partners, volume of empty retail. We will track metrics from our program partners, like new business starts and program completion.
8. There seems to be a distinction between the need to improve residents' well-being and the goal of growing the tax base. Could you clarify whether the primary focus is on increasing income levels or expanding the population? How does the budget reflect these priorities?
- a. Primary focus is on wage growth for individuals and diversification of local economy.

#### **Council Member Isabel Piedmont-Smith's Questions**

- 1) In your memo on page 76 of the budget book PDF, under Goal 1, you write about "our gradual population decline since a brief rebound after a major 2020 pandemic dip," and, in regard to a population increase across the state, "none of these residents, however, chose to make Bloomington their home." The ROI housing study update from spring 2024 says Bloomington has an annual growth rate between 1.16% and 1.62%. Where is the data to support your assertion that we've had negative population growth?
  - a) The inclusion of this paragraph in the final memo is an error. I had intentionally edited this out of what I thought was my final submission. With this part removed, I frame my memo around diversification of the economy and wage growth instead of population growth. I was looking at census data for Bloomington.
- 2) In your Outcomes for Goal 4 (pg. 82 of the budget book PDF), you say "The City and local partners will determine the best strategy to address commercial vacancies." I'm pleased this is an expected outcome. How will you partner with P&T and the Council on this, since changes in the UDO may be needed?
  - a) I have already started discussing this issue with commercial real estate agents, businesses, and local economic development partners. Once I have a clear understanding of drivers of cost that we might have influence over, I will be happy to discuss these with council members for feedback. I believe this will require multiple strategies that drive incremental progress rather than a single solution that "fixes" the problem.

#### **Council Member Hopi Stosberg's Questions:**

- 1) Do we have a tree planting plan in terms of the Stay Cool Bloomington program? I believe trees were asked about as part of the heat survey. I had a thought recently on my walk that it would be interesting to have a feedback map where residents would be

able to "plant" street trees in areas where they might be needed as a tool to communicate to city staff areas that lack shade. It occurred to me because there are a few places where trees have been damaged by storms and subsequently removed. They are places that might not show up in a systematic plan, but have situational gaps. Reporting would be kind of like UReport, only for tree gaps, and easy to just put a "suggest tree" pin on a map. Just a thought-not sure if it can go anywhere or not.

- a) Shawn Miya, AD for Sustainability states, "I have a plan for this year's cool corridors grant with Canopy Bloomington. We're focusing on low-income areas that are vulnerable to extreme heat in and surrounding Crestmont and Walnut Woods to increase shade along sidewalks with destinations to places such as Bloomington South High School, Tri-North Middle School, Boys and Girls Club, Opportunity House, bus stops, commercial areas, etc. The heat map should be available at the end of September and will help to inform future planting areas across the city." Tree feedback can be provided through uReport, which has a "miscellaneous" category and a map that allows the user to pinpoint the request.

#### **Council Member Matt Flaherty's Questions:**

- The portion of the ESD budget funded by ED LIT has grown by almost \$1.5M from 2023 to (proposed) 2025 (pg. 87 of budget book). What are the primary drivers of this increase?
  - b) ESD's portion of ED LIT has grown by \$411,250 or 7% from 2024-2025 proposed. This fund for ESD was flat from 2023-2024. The 2025 increase reflects the shifting of certain programs that were funded by ARPA or CRED to ED-LIT.
  - c) There is a total of new funding of \$673,500 in 2025 and a reduction in programs of \$262,250.
    - i) Added programs included: Arts incubator, Bus Stop Improvements; Business Safety & Security, Buskirk Chumley & Constellation operating support, Earth Day, expanded SEEL program, Stay Cool Bloomington, Tree Trimming / Removal program
    - ii) Reduced/Adjusted programs include: Beat the Heat (expanded under Stay Cool); Community Composting; Decrease of Fleet & Equipment electrification; Hopewell Sustainability (one time consultant fee during development); Multifamily composting; public art maintenance; public housing solar (bundled into expanded SEEL); Urban Forestry Green jobs
- Are any of the former CRED funds proposed in this year's budget? If so, what are the proposed projects or expenditures?
  - iii) ESD received \$700,000 in CRED funding for 2024. It is allocated as follows:
    - (1) 2024 Downtown Activation \$225,000
      - (a) Constellation grant through 2027 \$190,000
      - (b) Arts Incubator 2024 operating expenses \$15,000
      - (c) 2024 Duke Mural Additional expenses \$20,000
    - (2) Downtown Enhancements (PW) \$100,000

(a) BCT operating expenses 25-26	\$50,000
(b) OT 987 final expenses, remainder goes to Cultural Plan	\$50,000
(3) 2024 Job Support & Growth / Economic Development	\$475,000
(a) Music Industry Creatives	\$3,000
(b) Arts Incubator	\$70,000
(c) DT small business plan (Retail Strat)	\$60,000
(d) Outdoor dining grant/admin	\$30,000
(e) STARTedUp Teacher support	\$65,000
(f) Retail Strategies–online modules	\$50,000
(g) Zing Train	\$40,000
(h) Job Activation Program–TBD	\$35,600
(i) Moved to TDM (ARPA funding not available as planned)	\$71,000
(j) Stay Cool Bloomington–additional funds	\$45,000
(k) Downtown Banners	\$5,400

**Questions regarding the Budget Presentation for the  
Parks & Recreation Department 8/27/24  
Director Tim Street**

1. **ASARE:** On page 91, under Goal 2, you mention the need to activate Hopewell Commons and the B-Line Trail. However, the details on how these areas will be activated are unclear. Could you provide more specifics on the strategies you plan to employ and whether any budget allocations are dedicated to these efforts?"

Hopewell Commons will be activated in 2025 with an initial opening event and celebration, and then will be further activated with parks-initiated events throughout the year. We will plan at least two "major" events for the area like concerts, art fairs, or other events, and will also work to hold other events that utilize the space throughout the year. We are also exploring the opportunity to place temporary pickleball courts in the area, which would both help meet a common community request and drive positive use to the area – especially until active development begins. These budget efforts are being housed in the parks non-reverting account for now, as we are working with the Controller, ESD and Legal Departments to explore options for a Park Impact fee for development immediately surrounding Hopewell Commons to fund several years of park operations.

2. **ASARE:** (Urban Greenspace) On page 94, the goal for 2025 is to 'elevate our standards across the board while maintaining our native forward approach.' Given the challenges mentioned earlier in the paragraph, do you envision these challenges being addressed this year to enable the successful achievement of this goal? What specific steps or strategies are in place to overcome these challenges and ensure that the goal can be met?

The main action step is beginning a contract for the care of the planters around the courthouse square and along Kirkwood Avenue. We are already soliciting outside expertise to help us build a successful request for proposals, which will in turn help us contract the care of these downtown planters in a way that maintains the city's commitment to native species but also elevates their appearance. For example, certain cultivar species of natives may be used to control height, which would keep them from growing too tall, in turn blocking sightlines and "flopping" over late in the season. Having a contractor be responsible for the maintenance of these planters will ensure an appropriate standard of care while freeing up more time for urban greenspace staff to focus on their other considerable responsibilities.

3. **ASARE:** Given the significant investments in capital projects like the Hopewell Commons and sports facilities, what monitoring and evaluation mechanisms will be used to track the progress and impact of these projects? How will the success of these initiatives be reported and assessed?

We can derive a lot of our success with parks and programming by simply looking at numbers – if we make a park an attractive and functional place to be through good design and programmatic activation, then we should expect to see usage numbers go up as the community is drawn to it. While I don't expect we will be able to see Hopewell Commons fully activated until development around it is complete and it attracts residents

and businesses, we can track the impact of the park by looking at event attendance in the park, as well as general attendance trends that are available to us by using the city's technology tools like [placer.ai](#), which uses cell phones to track attendance in defined areas. The same concepts for Hopewell Commons generally apply to sports facilities as well – though along with tracking usage, we can also use targeted surveys to determine user satisfaction among those who are using these facilities.

4. **ROSENBARGER:** What is the B-Line South plan?

**FLAHERTY:** Regarding the planned paved path south of Country Club (B-Line South Extension), (1) is this replacing the current crushed gravel trail, or (2) will it be a new paved trail where the gravel access road is—immediately to the east of the existing rail trail? If the former, can the tree canopy that shades the trail be preserved (akin to the Limestone Trail extension to the south)?

The B-Line South plan encompasses the idea of creating a paved connection between the southern terminus of the B-Line at Country Club Drive and the Limestone Greenway and Clear Creek Trail. The Bloomington Rail Trail serves as the current connection, but a paved connection and extension of the B-Line would enhance safety, create better connections to neighborhoods, and also enhance access to via the Rhorer/Gordon multi-use path – including a grocery store, the Southwest Library, and Batchelor Middle School. It will also increase safety by adding lighting to certain sections and by improving crossings (particularly the diagonal crossing of S. Rogers St.). This paved connection would connect City and County trail systems and position Bloomington as the next logical connection for statewide trail efforts like the Monon South.

Regarding the second question – we would preserve the one mile of Rail Trail between Country Club and Gordon as a soft-surface (and very shaded) trail. In that same stretch, the B-Line would be extended along the parallel owned gravel road just to the east. The trees between the two trails would be preserved. South of Gordon, the soft-surface trail would be replaced by pavement.

5. **ROSENBARGER:** Griffy is such an awesome place and so necessary for health! How can we get people to Griffy who do not have cars?

**FLAHERTY:** What is the status of the N. Dunn St. project included in the 2022 Parks GO bonds?

I'm combining these questions because they are directly related. The most direct way to make this happen is to execute the project design included in the 2022 GO Bond – the design of a multi-use path along Dunn St north of 46. While it was funded through the Parks Bond, this is an Engineering project. I checked in with them this week to find out the project status, and Neil Kopper informed me that an RFI is going out in the next few weeks to select a designer, and that the concept calls for a multi-use path on the east side of Dunn to at least Belmont. A new trailhead with a kiosk, bike racks, and potentially a few parking spots could be developed, and Parks would ensure the final location for the trailhead has access to the South Shore Loop Trail.

Loop trail project enhancements to the dam area have also created a new access point to the trails from the Cascades Trail system, and further enhancements to this system



would broaden this access. Bus access could be explored through Bloomington Transit, though I expect the distance and difficulty turning around would make it particularly difficult to get to the boathouse.

6. **ROSENBARGER:** What is Parks doing to get a non-auto option to get to Bloomington North High School? When door knocking in those neighborhoods, many people complained about car backups along Kinser. If people had other safe options to get to and from their neighborhoods and schools, car congestion could be decreased.

The Cascades Trail system as it exists today has been built in four stages. A conceptual Phase IV has not yet been built, but has been conceptualized to connect Bloomington High School North to the existing multi-use path at Club House Drive via the north/east side of Kinser Pike (some design concepts exist; a redesign of at least one golf course hold would be necessitated). This project, as well as a Cascades Trail Phase VI (to connect from the southern terminus of trail along Old 37 to Miller Showers Park) remain on the Parks Capital Improvement Plan. Further discussions on prioritization, methods, and funding – for the Phase VI corridor in particular – are needed with Council, Administration, CBU, Public Works, Planning and Transportation, and other departments.



**SMITH:**  
what the  
reverting  
does the  
from?

How much

would like  
overall  
revenues  
each of  
programs:  
Mills Pool,  
Ice Rink,  
Farmer's  
Softball,  
Youth  
Youth  
interest is

how much  
involved in  
areas vs.  
Ideally the  
include  
and  
each of  
and  
numbers



## 7. **PIEDMONT-**

Please explain  
Parks non-  
account is. Where  
revenue come  
Who approves  
expenditures?  
is in this fund?

**STOSBERG:** I  
to see a chart of  
program  
vs expenses for  
the following  
Bryan Park Pool,  
Frank Southern  
Golf, Twin Lakes,  
Market, Adult  
Adult Tennis,  
Sports Winslow,  
Sports Olcott. My  
in fully  
understanding  
tax support is  
each of those  
self support.  
chart would  
actual revenue  
expenses from  
the last 2-3 years  
projected  
for 2025.

These two questions are related and answers will be included in the linked document below. The Parks non-reverting fund is used for non-tax revenues that are collected from various parks and recreation programs and facilities. The use of non-reverting accounts for this purpose is established by state code [§ 36-10-4-16](#) and local municipal code [§2.20.090](#), which essentially states that admission/entry fees are directed to the general fund, while other non-tax revenues can be directed to this non-reverting fund. The Parks non-reverting budget is approved by the Board of Park Commissioners annually, and is generally used to support the programs and facilities that generate revenue and reduce the burden on the general fund for these programs (for example, in 2024 the replacement of the turf at TLRC was funded by non-reverting funds). [This linked document](#) contains two relevant tables:

- A table showing the target cost recovery for each program area (how much non-tax revenue it brings in versus total related general fund and non-reverting expenditures) and performance for the last three years. Generally, the more broad a community benefit offered, the lower the cost recovery percentage (e.g. a basic public park is a public amenity funded by the taxpayers, but the

Cascades Golf Course is a more individual benefit and has a high cost recovery percentage set accordingly).

- The second table in the document shows which types of revenues are directed toward each account.

The Parks non-reverting account is budgeted for approximately \$2.1 million in revenue and expenditures in 2024.

[Link here](#), with slightly granulated photo below:

BPRD Cost Recovery Report, 2021-2023										
Area	Cost Recovery Goal**	2023 Expenditures	2023 Revenue	2023 Cost Recovery	2022 Expenditures	2022 Revenue	2022 Cost Recovery	2021 Expenditures	2021 Revenue	2021 Cost Recovery
Adult Sports	75%	\$331,801.59	\$98,533.16	29.70%	\$ 400,818.41	\$ 131,448.35	32.79%	\$ 329,909.00	\$ 125,449.00	38.03%
Aquatics - Bryan Park Pool	75%	\$336,513.83	\$226,088.96	67.18%	\$ 322,062.24	\$ 231,825.91	71.98%	\$ 288,220.00	\$ 220,223.00	76.41%
Aquatics - Mills Pool	20%	\$118,889.06	\$33,579.26	28.24%	\$ 99,577.77	\$ 31,026.03	31.16%	\$ 94,049.00	\$ 30,858.00	32.81%
Banneker Community Center	20%	\$378,401.75	\$28,575.27	7.56%	\$ 300,083.07	\$ 31,771.29	10.59%	\$ 347,420.00	\$ 25,360.00	7.30%
Community Events	30%	\$436,383.77	\$100,984.23	23.20%	\$ 407,987.34	\$ 101,372.12	24.90%	\$ 392,724.60	\$ 62,187.21	15.84%
Community Events - Farmers' Market	50%	\$130,482.30	\$60,320.79	46.22%	\$ 170,034.46	\$ 51,536.96	30.31%	\$ 107,624.00	\$ 39,963.00	37.16%
Community Gardens	not set	\$89,254.86	\$15,665.60	17.60%	\$ 72,111.41	\$ 13,557.75	18.90%	\$ 63,408.42	\$ 14,051.00	22.20%
Frank Southern Ice Arena	75%	\$457,364.24	\$312,160.54	68.25%	\$ 435,894.27	\$ 271,462.54	62.28%	\$ 340,622.00	\$ 159,436.00	46.81%
Cascades Golf Course	85%	\$1,076,285.42	\$1,311,225.67	121.82%	\$ 972,231.66	\$ 1,119,205.66	115.11%	\$ 867,644.00	\$ 1,088,813.00	125.49%
Health & Wellness	not set	\$110,403.80	\$30,029.00	27.20%	\$ 78,435.67	\$ 5,677.75	7.24%	\$ 90,080.00	\$ 4,744.00	5.27%
Youth Programs	60%	\$247,091.20	\$176,072.53	71.30%	\$ 221,159.17	\$ 169,251.71	76.60%	\$ 192,521.09	\$ 141,789.00	73.70%
Cemeteries	3%	\$235,083.23	\$49,850.00	21.20%	\$ 347,063.05	\$ 37,750.00	10.90%	\$ 194,503.33	\$ 41,725.00	21.50%
Natural Resources	20%	\$481,754.04	\$78,273.10	16.25%	\$ 415,210.35	\$ 60,529.64	14.58%	\$ 378,693.00	\$ 49,414.00	13.06%
Operations*	5%	\$2,870,507.98	\$795,884.69	27.73%	\$ 1,955,702.15	\$ 350,705.82	17.93%	\$ 1,834,477.00	\$ 131,747.00	7.18%
Switchyard Park	not set	\$719,402.08	\$81,886.39	11.38%	\$ 424,506.99	\$ 69,759.79	16.43%	\$ 448,290.00	\$ 51,346.00	11.45%
Twin Lakes Recreation Center**	100%	\$1,362,609.56	\$829,596.35	60.88%	\$ 1,336,848.33	\$ 770,310.84	57.62%	\$ 1,219,453.00	\$ 497,393.00	40.79%
Youth Sports	40%	\$336,501.93	\$53,993.96	16.06%	\$ 301,150.43	\$ 33,464.14	11.11%	\$ 291,733.00	\$ 40,429.00	13.86%
Budgets used: I Drive -> Common -> Employee Folders -> Active -> Phelps -> Reports -> Cost Recovery					100% of goal	>75% of goal	<75% of goal			
Revenues and expenses are combined General Fund and Non-Reverting totals										
*The Operations Budget cost recovery is fairly volatile due to donation projects being moved through the 9000 account (e.g. Rogers Family Park).										
**Expenses include bond payment. If Bond payment was not included cost recovery for 2023 would be 93.4%										
***Cost recovery goals are approved by the Board of Park Commissioners										
Non-Reverting Revenue Types										
		General Fund Revenues		Non-Reverting Revenues						
Adult Sports		Registrations		Concessions and Rentals						
Admin				Project School Lease						
Aquatics - Bryan Park Pool		Admissions and passes		Concessions, lessons						
Aquatics - Mills Pool		Admissions and passes		Concessions						
Banneker Community Center		Building Rentals		Program fees, sponsorships						
Community Events		A Fair of the Arts and Holiday Market Registration		Registrations, sponsorships, permit fees						
Community Events - Farmers' Market		-		Registrations, Misc (Merch)						
Community Gardens		-		Garden plot rental						
Frank Southern Ice Arena		Admissions, House Hockey		Concessions, Lessons (skate school), Rentals						
Cascades Golf Course		Season passes, Green fees, Cart fee, Gift certificates, Range balls		Concession, Proshop, Golf Camps, Clubhouse rental						
Health & Wellness		-		Registrations						
Youth Programs		-		building & restroom rentals, Kid City, Lake Monroe Sailing Assoc. program fees,						
Cemeteries		Plots, Burials								
Natural Resources		-		Boathouse revenue						
Operations*		-		Shelter Rentals, Memorial Benches						
Urban Forestry		-		Memorial Trees & Plaques						
Switchyard Park		-		Pavilion rentals, Park permits						
Twin Lakes Recreation Center**		Memberships		Rental, Group Exercise classes, Concessions/other sales, BYB registration						
Youth Sports		- N/A		Concessions, Rentals						

- PIEDMONT-SMITH:** On pg. 100 of the budget book PDF, you say you've had trouble hiring temporary staff positions. Have you explored why this is and what can be done to improve recruitment?

Temporary staffing shortages, especially in the Urban Greenspace area, began in earnest during the COVID-19 pandemic and have continued despite the City's strong living wage ordinance. For landscaping jobs, we're learning that many people who work in the industry aren't necessarily attracted to public employment because it's easier to make more money (and have more flexibility) working long seasonal hours on good weather days with private companies. Recruitment and retention can also be difficult

because of the atypical challenges all of our front-line staff face, like vandalism and extra messes that folks in private landscape employment generally wouldn't face. We have converted the budget equivalent of a number of temporary positions into full-time positions to help us have reliable year-round staff, but retention remains difficult.

9. **PIEDMONT-SMITH:** Will building renovations include the installation of gender-neutral restrooms?

This is absolutely something we want to look at with this plan, along with accessibility, energy efficiency, and safety. Because of the years they were built, most sports facilities lack the basic building plan to allow for the creation of individual/gender neutral or family changing rooms. The Frank Southern Center actually struggles to adequately separate into *two* changing rooms and shower facilities given its current configuration.

10. **STOSBERG:** Can you tell me about the following funds and the different programs they support? Natural Resources, Urban Greenspace, and Cemeteries (is there revenue in cemeteries to offset the cost?)

- Natural Resources is primarily responsible for Griffy Lake Nature Preserve (and the operation of the boathouse), Leonard Springs Nature Preserve, Wapehani Mountain Bike Park, and natural areas within our parks. The Natural Resources area also has seasonal staff who work on and maintain Bloomington's soft-surface trails.
- Urban Greenspace is responsible for all landscaping within city parks as well as multiple "other" landscape areas like the College Mall and West 3rd medians and several other odd city-owned properties. This area also houses our Vegetation Management and Outreach teams, who coordinate on the control and removal of invasive species throughout town (including a hefty amount of Weed Wrangle volunteer hours).
- Cemeteries includes Rose Hill and White Oak Cemeteries. While Rose Hill is "sold out" of plots, it is not yet full, and we opened a Scatter Garden in 2023 to act as an ongoing source of revenue. White Oak still has plots available. However, long-term diminishing revenues can be expected while the cost of maintaining the cemeteries remains constant.

11. **STOSBERG:** There are multiple decreases in the marketing budget under postage, printing, advertising. How is the department marketing differently that results in those decreased costs? Are those strategies yielding high program involvement?

Our number one marketing tool is still the program guide, which is delivered to city addresses several times per year. However, more effort has been given to online versus print marketing in recent years. A decrease this year is largely due to discontinuing a targeted physical marketing piece (Kids Craze) to MCCSC students which was not being widely utilized. Program involvement varies from event to event, and our community events staff are always retiring some ideas while trying new ideas to drive engagement.

12. **STOSBERG:** Is there a particular conference being attended that is leading to such an increase in the travel budget? (line 53230)

I'd need to know if there's a more specific budget you're wondering about, but we do attend some conferences on a semi-annual basis. For example, in 2025 two staff will return to the RecTrac conference in Vermont after last attending in 2023. This conference gives us valuable insight into best using this software, which handles all of our various registrations.

13. **FLAHERTY:** Can you share more about the “new pedestrian and cyclist connector path to West 3rd St at the southwest corner of Rose Hill Cemetery.” Will this go through the cemetery? Between the cemetery and Crescent Donut? Somewhere else? Are the Planning & Transportation and Engineering departments involved in planning/designing this transportation infrastructure? (I assume this is in the Parks budget due to Parks’ operation of Rose Hill.)

Members of the Bicycle and Pedestrian Safety Commission and Rose Hill neighbors have commissioned Parks & Rec staff for several years for a “cut-through” between the internal cemetery roads and the sidewalk on the corner of the cemetery near Crescent Donut. In summer 2023, a police chase ended with a vehicle smashed through the limestone perimeter wall of the cemetery in the exact spot conducive to making a connection. Since we were repairing the wall, we repaired it with an opening that would be accessible to walkers and rollers but did not yet have the funds budgeted to complete the asphalt or concrete connection to the sidewalk along W. 3rd. We are discussing with Engineering the exact nature of this connection to be completed in 2025 and if/how/where it can include a curb cut to the adjacent bike lane on the south side of W. 3rd.





14. **DAILY:** I gather that the public bathrooms are not currently kept open 24 hours a day, and of course doing so would be no small undertaking. Are any of the park bathrooms patrolled by security currently? What are the hours that security currently works? (I think you mentioned it in the budget hearing, so I'm sorry to ask again!)

Are any of the bathrooms kept open year-round? I'm suspecting that very few (if any) have heating to keep the pipes from freezing up.

I know this will continue to be a topic moving forward, and it's one I'm happy to continue to discuss with council members and others. Administration has also been soliciting ideas on this topic from service providers and people experiencing homelessness directly.

#### Year-Round Outdoor Restroom Facilities

BPD Substation Restroom at Switchyard	Open by 7am through 11pm
Switchyard Spray Pad Restroom (this restroom utilizes Centerstone employee through our partnership to frequently monitor and clean the restrooms)	10am-8pm May 31-Sept. 30 10am-6pm Oct 1-May 30

The BPD substation restroom was originally intended as a 24/7 restroom, but due to a series of issues with vandalism, destruction, messes, and people locking themselves in the restroom the schedule was shortened. The substation restroom is the first restroom our custodial staff open in the mornings (usually somewhere between 6am and 7am, depending on the season and the level of cleaning/service needed). Both of these restrooms are checked and locked by security staff.

### **Seasonal Outdoor Restroom Facilities (approx. April 1-Oct. 31)**

The restroom facilities below are not winterized and operate seasonally. Parks Custodial staff open the restrooms around 7am, and most restrooms are locked at or after 10pm by MSI security staff doing park patrols.

- Bryan Park (7am-10pm)
- Butler Park (10am-7pm)\*
- Building Trades (10am-7pm)\*
- Griffy Lake Nature Preserve (hours vary seasonally; operated by boathouse staff)
- Olcott Park (7am-10pm)
- Lower Cascades Playground (7am-10pm)
- RCA Community Park (7am-10pm)
- Sycamore Shelter @ Cascades (7am-10pm)
- Winslow Sports Park (7am-10pm)

*\*these two parks have been on shortened hours due to issues that often require extra cleaning. They may revert to the typical schedule soon.*

### **Port-a-let locations**

- Upper Cascades - Skatepark
- Upper Cascades - Lion's Den
- Bryan Park - Woodlawn side
- Winslow Woods
- Ferguson Dog Park
- Wapehani Mountain Bike Park
- Clear Creek Trail (3) - Tapp Rd, That Rd, Church Lane
- RCA Park (November-April)

### **Security Hours**

Our security contractor patrols the B-Line and assigned parks from 7am-2am. One officer patrols assigned parks and trails from 7am to 9pm, and two officers lock restrooms and perform closing patrols together between 9pm and 2am. Switchyard Park maintains a dedicated security presence (one officer) from 5pm to 5am.

**Questions regarding the Budget Presentation for  
Public Works-Administration 8/27/24  
Director Adam Wason**

**Councilmember Isak Asare's Questions**

- 1) On page 117, the goal is to fund a relatively expensive design project for the new Public Works Operations Center. However, I have expressed a concern about inertia—proceeding with a design project without fully committing to the entire project could lead to piecemeal decision-making. Shouldn't the city first agree on moving forward with the entire project before funding the design phase? How will the department address this concern and ensure a comprehensive treatment of all alternatives before proceeding?

This project will require extensive coordination with the Mayor's Office, Controller and a number of other City departments. The Public Works Director will spend a considerable amount of time on this project, throughout the design to construction process. This is simply a placeholder for planning and design dollars as we make decisions more holistically with other City departments.

- 2) What benefits do we gain as a city through the APWA accreditation process?
- APWA evaluates and formally verifies that your agency is in compliance with national recommended practices.
  - Process improvement - using best management practices and procedures from city and county governments around the nation to make Bloomington's daily public works operations even better.
  - Provides a framework for public agencies to use in determining what operational programs, policies, or procedures need to be addressed based upon a set of best management practices.
  - Establishes a written set of standard operating procedures in a centralized location for all personnel.
  - Succession planning and institutional knowledge retention for improved operational performance.
  - Increased efficiencies and reduced duplication or unused resources.
  - Team building and staff development - established a culture of continuous improvement
  - Brings Bloomington into elite company: Around 200 public works agencies have achieved APWA accreditation and currently only 1 Indiana municipal government is APWA accredited.
  - Potentially can lower insurance premiums and reduce liability.
  - One staff member dedicated to overseeing APWA accreditation (50% of that staff member's staff time).
- 3) On each of your goals, can you estimate what percentage of staff time will be used in pursuit of these goals? On the goal of pursuing ARWA accreditation, can you estimate what percentage of staff time will be used in pursuit of these goals?

- Estimates on staff time percentage allocations are included in each of the above and below responses.
- 4) (minor clarification) On page 120, the budget allocates funds for the replacement of LED streetlights. If these streetlights are leased from Duke Energy, why does the city bear the cost of replacing the bulbs? Could you clarify the terms of the lease agreement and why the city is responsible for these expenses?
- The City leases streetlights from Duke Energy and pays for the ongoing monthly costs with Duke providing the maintenance services.
  - The City does not have the labor force nor the equipment to efficiently maintain all of the streetlights within the public right of way.
  - Converting 30 LED fixtures will reduce 4.5 metric tons of carbon dioxide annually.
  - In layman's terms, leased streetlights are similar to leased vehicles. If a vehicle is at the end of the lease agreement and turned in for a new model, there is a cost associated with leasing a new vehicle that is more efficient and has the latest technology.
  - LED replacements align Bloomington more closely with street lighting policies and practices used in other cities as well as a municipal commitment to energy efficient and environmentally friendly illumination of the public streets and sidewalks for residents.
  - Staff member dedicated to overseeing street light lease program with Duke Energy (50% of that staff member's time)

---

#### **Councilmember Hopi Stosberg's Questions**

---

- 1) Do I recall hearing past conversations that a site has been chosen for the combined operations center?

Conversations are ongoing on the best possible location in coordination with the Mayor's Office and other City departments.

- 2) How does the improved asset management system overlap with UReport? Or is it UReport?

The new asset management software system (Cityworks) does not overlap with Ureport, but it does directly incorporate UReports that concern Street Division issues or activities (can create work orders that will be addressed by staff).

---

#### **Councilmembers Rollo and Daily Question**

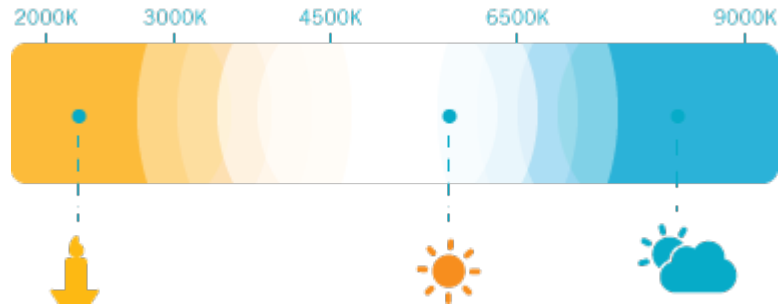
---

Additional Information requested about LED Street Light Conversions:

- 13% of our leased street lights have been converted to LED.



- Historically that number has always been dependent upon annual funding allocations. Until 2023, the City paid the upfront equipment costs which limited the total number of lights converted each year. In 2023, Duke Energy changed their rate structure which allowed a larger number of lights each year. Last year we converted 30 lights and this year we expect to convert 40 lights.
- The color appearance of light produced by a light source is measured by the Kelvin Scale (K). Low CCTs have a warm appearance (red, orange, yellow). High CCTs have a cool appearance (blue or blue-white).



- Since 2023, Duke Energy's standard is a 3,000 LED Kelvin (soft yellow illumination).
- In 2014, the DarkSky Approved Lighting program (then known as the Fixture Seal of Approval) updated their certification standard to require that certified lighting have a correlated color temperature (CCT) no higher than 3000 Kelvin.

**Questions regarding the Budget Presentation for  
Public Works-Animal Care & Control 8/27/24  
Director Adam Wason, Virgil Sauder**

**Councilmember Isak Asare's Questions**

- 1) Regarding the pilot program mentioned on page 126 to decrease the length of time for nonurgent veterinary services, could you provide details on its success so far? How has this success been reflected in the 2025 budget, specifically beyond the increase in staff? What evidence supports the continuation or expansion of this initiative?
  - This is a pilot program to begin in 2025.
- 2) On page 127, you set a goal to increase volunteer involvement to at least 10,000 hours. The outputs should track more directly to this goal, and it would be beneficial to provide a baseline and target. Is there a more detailed plan in place to ensure these hours are met? Are there pain points that need to be addressed to reach this target, and are these reflected in the budget in any way?
  - Baselines and targets should be shown on the slide presentation. Our deficit in hours provided tends to occur during summer months. Our focus in 2025 will be to work on recruiting for this season when student volunteers leave. Additionally we hope to carve out some of our temporary hours for an intern to assist in program development and recruiting.
- 3) The target for increasing the percentage of animals going into foster homes is set at 43%. Can you explain why this specific target was chosen and why it is not set to the more ambitious 50% gold standard you mention? It would be useful to understand how this number was determined and whether it aligns with the needs and capacity of the shelter. Additionally, how do you plan to address the challenges mentioned in the memo, and how are these reflected in the budget?
  - We have competing priorities in 2025 that fall on a few individual staff members. Shelters who hit the 50% or higher mark, have a year round dedicated staff member to oversee the foster program. Currently this falls on the Shelter Manager who will be overseeing both an increase in seasonal staff in 2025 and the new Pilot program for veterinary services. A smaller goal will still move the program forward next year and make the increase in foster homes needed due to intake increase manageable. Our multi-year goal is to move to 50% mark.

**Councilmember Hopi Stosberg's Questions**

- 1) What is our current foster rate for the animal shelter? Where did the 43% goal come from?

Our current mid year rate is 35%. The 43% came from looking at historical achievements and allotment of staff time. In 2025, staff who normally provide essential coordination to the foster program will also be overseeing our contract veterinary program. This will likely effect our ability to hit another year at 45%. The 43% allows for the ability to focus on a new program while continuing to move our foster program to a higher sustainable rate.

2) What are the revenues of the animal shelter?

Donations, Adoption fees, boarding charges, violations, medical reimbursements, and interlocal agreement with Monroe County.

3) How much do tax dollars supplement the shelter expenses?

- Over \$5,000 project line is 100% donation funded.
- Revenues: Interlocal Agreement with Monroe County, Adoption Fees, Impound Fees, Boarding and medical reimbursements, Animal Control Violations
- Revenues can vary from year to year, but on average cover about 30% of General fund expenses.

**Questions regarding the Budget Presentation for  
Public Works-Facilities Maintenance 8/27/24  
Director Adam Wason, JD Boruff**

<b>Councilmember Isak Asare's Questions</b>
---

- 1) On page 133, the budget includes funds for implementing the Cityworks asset management software. Could you explain why this particular software was chosen over others? What specific benefits or features does Cityworks offer that make it the best fit for the department's needs? Assuming we move ahead, how will the success of the Cityworks software implementation be measured in terms of improved efficiency and cost savings? Are there specific outcomes or benchmarks that the department aims to achieve with this software?

[Page 133 \(Cityworks\)](#)

-Cityworks has consistently been seen as an industry leader was initially chosen by CBU for their asset management and work order system. Based on their positive experience with the software, after several demos it has since been chosen by Parks & Recreation and Public Works as their asset management system.

-The determining factors for choosing Cityworks were ease of use, availability and satisfaction with customer support, and the integration with the City's GIS mapping system.

-Implementation of the Cityworks system will allow for a full inventory of our assets. A major efficiency will be in reducing the amount of staff time that is involved with scheduling preventative maintenance, generating and distributing work orders, drafting asset performance reports, and drafting capital replacement reports. Once our assets are fully inventoried, these functions can be performed in a few minutes, instead of hours.

-We will also be able to identify problem equipment more easily. Work orders can be tied to individual pieces of equipment. We will have a detailed work history for every furnace, air handler, water heater, etc. A report can be generated automatically that indicates equipment with excessive maintenance costs.

-Details of individual assets can contain information such as the lamp the light fixtures in a facility uses, or the filter that a particular air handler uses. This will allow staff to have the necessary parts on hand before going to the site, reducing the amount of trips made for parts.

-Implementation of this system will allow us to track internal work orders, preventative maintenance work orders, and work performed by contractors.

-Job costs can be tracked with this system. After the initial implementation and completion of the detailed asset inventory, we can begin implementing this function. This includes tracking costs to individual assets.

- 2) Page 135 outlines the plan to implement a web-based HVAC control system for City Hall. While this update is necessary, there are concerns about potential cybersecurity threats, system downtime, and compliance with regulatory standards. What steps are being taken to mitigate these risks? Have alternative systems been considered that might better address these concerns, and how does the department plan to ensure seamless integration with existing systems while managing ongoing costs for maintenance, training, and cybersecurity?

#### Page 135 (HVAC Controls)

-The current software that runs most HVAC units at City Hall is antiquated and is no longer supported on the Windows platform.

-We work with the City ITS department on all projects that involve the City network, remote access to the network, or internet based systems. They would need to speak to cyber security measures.

-With the planned upgrades, the entire system will be on the same Honeywell control system. This system was chosen because it is a non proprietary, industry standard system. We currently utilize it to control some portions of the City Hall HVAC system. This integration will simply expand that to the whole system. Since it is non-proprietary, It can be serviced by most HVAC contractors, including HFI, our current selected vendor for HVAC service at City Hall.

-Training for staff is minimal, since we are already using the Honeywell control software for monitoring the cooling tower, controlling the pumps for the water loop, controlling the boiler and 2 large air handlers. Staff are already familiar with the software.

-Currently, we have a lot of downtime due to communication problems. These are problems that have to be resolved with service calls to our vendor. We expect fewer hours of downtime for the system due to eliminating these communication problems and the cost of associated service calls.

---

#### **Councilmember Isabel Piedmont-Smith's Questions**

---

- 1) Under Goal 1 (Facilities Maintenance), you have as an output "uReport interface, created in collaboration with ITS staff." Since the uReport system already exists, what does this output refer to?

The uReport system already exists as a stand alone public-facing entity. We would be creating a way for that existing system to interact with our new internal Work Order system, Cityworks.

This would allow us to turn uReports directly into Work Orders. ITS will help facilitate the communication between the public-facing system and the internal portal.

- 2) Under Goal 3 (Facilities Maintenance), you talk about parking lot improvements at City Hall. You shored up the ADA ramps on the south side of City Hall recently, but they still aren't great. Do you plan to meet or exceed ADA accessibility standards for City Hall in 2025?

The proposed milling and resurfacing of the City Hall parking lot will include improvements to the accessibility ramps on the south side of the building. The milling will adjust the asphalt level to better meet the ADA ramp standards. Any ramps that would not meet ADA requirements after milling and asphalt overlay will be modified or reconstructed before the new asphalt is installed. City Hall is currently in compliance with all applicable ADA standards.

---

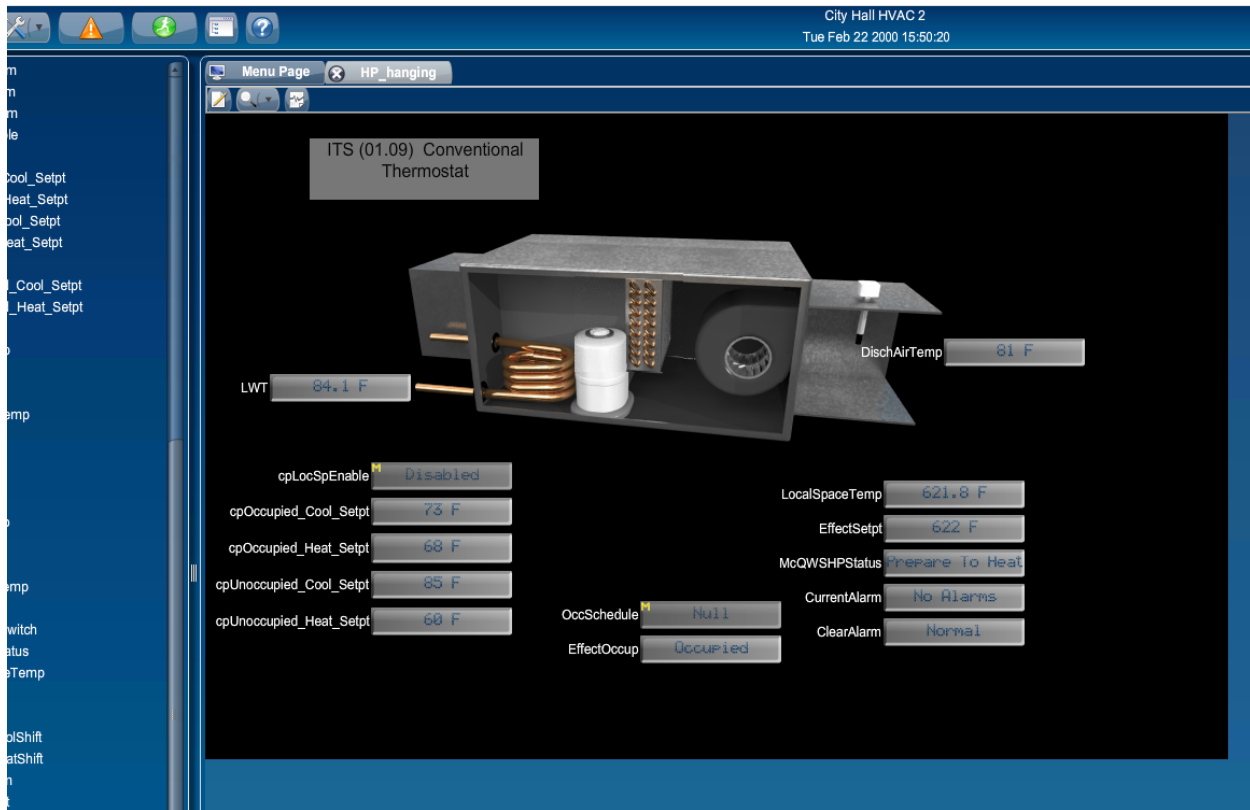
**Councilmember Hopi Stosberg - Additional Information**

---

Why can't temperature settings in City Hall be standardized throughout the entire building?

- Without a unified control system, staff are unable to manage set points for the building as a whole, and units must be set and adjusted individually. Additionally, these set points are constantly being reset for no reason, due to aging software and equipment, and we do not know it until the temperature is felt in a given space.
- Given the unique office layouts and architecture of City Hall, as well as the age of our various HVAC equipment, we must often maintain unique settings for the various units.

- The software we are currently using to set and monitor temperatures, pictured below, is a flash-based program that no longer runs on current Windows systems. We have a special virtual machine that must be maintained just to run the software.



**Questions regarding the Budget Presentation for  
Public Works-Fleet Maintenance 8/27/24  
*Director Adam Wason, Cory Snider***

---

**Councilmember Hopi Stosberg's Question**

---

How does the new covered facility for the fleet garage connect to the new operations center?  
Are we really investing \$100,000 in a temporary structure? How long do we expect to use that space?

The temporary structure is highly needed and will assist with on-site storage of tires and small parts for emergency vehicles (mainly police cars). This will expedite repairs and increase staff safety (mechanics currently have to go off site to retrieve tires). The plan would be to purchase a structure that can easily be disassembled and reused.



**Questions regarding the Budget Presentation for  
Public Works-Parking Services 8/27/24  
Director Adam Wason, Michelle Wahl**

**Council Member Isak Asare's Questions**

1. On page 150, the Parking Services Division plans to allocate \$150,000 for a Parking Rate Study and Comprehensive Review. This seems like a significant amount to spend on this seemingly straightforward study. Could you elaborate on why this study is necessary and why it requires such a substantial investment? What specific complexities justify this cost? How will the success of the proposed Parking Rate Study be measured? Are there specific outcomes or decisions that this study is expected to inform, and how will the city ensure that the investment in this study translates into tangible benefits for the community?

**Q1 a.** Until this is formalized in an RFP and put out to bid, we are uncertain of the actual cost given that we will be reviewing all aspects of the Parking Services Division rate structures and technologies.

The Parking Service Division was not established until January 2021 and the prior Bloomington Downtown Parking Study was led by the Planning and Transportation Department in March, 2018 at a cost of \$74,720. While Planning and Transportation oversaw this study the individual units it was not all encompassing to what is now the Parking Services Division

Now that parking operations has had three years to become an all-inclusive Parking Services Division, moved into their new parking offices in May of 2022, and COVID is at bay, it is time to address rates/fines and fees structure compared to other similar municipalities along with a comprehensive review of all parking processes and practices.

**Q1 b.** Parking is extremely complex with many moving parts in each unit oftentimes overlapping. For example: We have downtown special events that affect our street meter parking/lot parking and also our garages. This means more research and more details will have to be discussed so the consultants can provide the correct recommendations for each unit when it pertains to downtown streets meter parking, reserving meters, and garages.

**Q1 c.** Parking will not be able to determine a metric to measure benefits/success until there is an approval on what recommendations will be implemented from this parking study. The focus needs to be able to provide relevant and historical parking usage and occupancy data, engage with the public with focus groups for their feedback and survey information, current technology used, app services used, along with current practices and procedures to the consultants so they can provide us with the best recommendations on improving operations overall.

**Q1 d.** The expectation is to look at the entire parking program (not just downtown) from meters, on and off street kiosk, to garages and neighborhood residential parking permit program, special events, reserved parking, etc. to make sure we have a defensible rate/fee/fine strategy for each parking unit. Increased revenues versus expenses in the

garages will be the easiest to see the financial benefit. It is important to make sure garage revenues meet the need to cover all annual preventative maintenance.

- 2) On page 151, you mention the need to upgrade downtown meters, but beyond replacing outdated technology, what strategic goals do you aim to achieve with this upgrade? For example, are there plans to introduce features like surge pricing or other innovations that the current meters cannot support?

Q2. This goal was removed until the Parking Rate Study and Comprehensive Review is done to provide the City with the necessary recommendations for new rates and new meter technology.

- 3) What specific improvements in user experience or operational efficiency are expected from the upgraded meter technology? How will these outcomes be tracked and reported to ensure that the investment delivers the anticipated benefits?

N/A - see above

---

#### **Council Member Hopi Stosberg's Questions**

---

- 1) What are the revenues for the parking meters and how does that offset what we spend on parking maintenance?

The Parking Meter Fund (revenues of \$2.7M) account for all parking operational expenses. Parking maintenance from this fund is estimated at 16%. Parking garage maintenance is funded from the Parking Facilities Fund (452).

- 2) Can you talk more about why the Transportation Demand Manager is under the Economic and Sustainability Department and whether that placement challenges collaboration and communication with parking division staff?

TDM is based in ESD as it is a collaborative discipline that is public-facing and focuses on behavior change. ESD is well positioned to implement TDM with support from Planning & Transportation and Parking Services. We do not have issues in collaboration and communication.

---

#### **Council Member Isabel Piedmont-Smith's Questions**

---

- 1) Please confirm my understanding of the sources of the funds (Parking Services):
- Parking Facilities (452) - comes from parking garage revenues
  - Alternative Transportation (454) - comes from neighborhood parking program revenues and also pays for two neighborhood parking enforcement officers.
  - Parking Meter Fund (455) - comes from all parking meter revenues; meters, kiosks and pay by phone.
  - Downtown parking citations all go to the General Fund (101-02)

- 2) How much money is still owed on the bonds that were used to build the parking garages? Please provide details of the bonds: date issued, full amount, annual payment and from what revenues they are paid, specific purpose, date of expiration, etc.

The Controller has shared this with the City Council through the online Gateway information.

### Council Member Matt Flaherty's Question

From questions regarding the Controller's Intro presentation on 8/26/24:

How are CRED funds being used by PW-Parking?

Parking Services Division under fund (452) Parking Facilities received \$2.1M one-time CRED funding for 2024. This detailed chart is tracking the specific projects for garages that are in progress, completed, or starting the bid process to use these funds. Due to COVID and the loss of revenue for parking garages, we had deferred maintenance projects that needed to be addressed. Some of the major projects are elevator replacement for Morton & Walnut totaling \$552,000 and several other items (fire protection, structural, mechanical, electrical and plumbing, assessments) noted as preventative maintenance in the chart below.

CONTRACTOR OR SERVICE/REPAIR NEEDED	PROJECT NEED(S) OR SERVICES REQUIRED	COST/ESTIMATED EXPENSE	STATUS OF PROJECT
KONE ELEVATOR: 4TH STREET GARAGE	BOARD REPLACEMENT	\$10,610	PAID
KONE ELEVATOR: MORTON GARAGE	ELEVATOR REPLACEMENT	\$185,000	STARTING 9/2024
KONE ELEVATOR: WALNUT GARAGE	ELEVATOR REPLACEMENT	\$367,000	STARTING 9/2024
FAST SIGN: MORTON & WALNUT GARAGES	ELEVATOR OUTAGE SIGNAGE	\$3,037	PAID
ANN KRISS, LLC: MORTON TRAILER REMOVAL	STAGING FOR ELEVATOR REPLACEMENT	\$2,800	PAID
PARKS CO: MORTON GARAGE	BARRIER CABLE REPAIR	\$4,200	PAID
EVENSTIME: WALNUT GARAGE	GATEBOX REPLACEMENT (DAMAGE BY VEHICLES)	\$4,920	PAID
PRESIDO: ALL GARAGES	ELEVATOR CAMERAS	est \$7000	PENDING ELEVATOR INSTALL
CE SOLUTIONS: 4TH STREET & MORTON GARAGE	STRUCTURAL ASSESSMENTS	\$16,000	PAID
BROWNING & CHAPMAN: WALNUT GARAGE	STRUCTURAL PREVENTATIVE MAINTENANCE	\$190,000	IN PROGRESS COMPLETION DATE 09/30/2024
ANN KRISS, LLC: WALNUT GARAGE	ALL STORM DRAINS REPLACED	\$24,500	STARTING 09/16/2024
MULTICRAFT FIRE & SECURITY: WALNUT GARAGE	ALL NEW FIRE LINES: SPRINKLER SYSTEM	\$14,800	PENDING START DATE: 10/01/2024
APPLIED ENGINEERING: WALNUT GARAGE	MECHANICAL, ELECTRICAL & PLUMBING ASSESSMENT	\$16,000	PAID
CE SOLUTIONS: WALNUT GARAGE	PREVENTATIVE MAINTENANCE BID PACKAGE	\$55,500	PAID
CREDIT CARD READER UPGRADE: ALL GARAGES	VENDOR NO LONGER COMPLAINT WITH GATE EQUIPMENT	\$38,380	PAID
EVENTSTIME: 4TH STREET GARAGE	LOST TICKET FUNCTION ADDED AT GATES INSTALL OVERSIGHT	\$12,300	PAID
SEIRRA & AFFORDABLE ELECTRIC : WALNUT GARAGE	MINI SPLIT INSTALLED FOR HEATING & COOLING OFFICE	\$7,000	PAID
OCCUPANCY SIGNS: FOR ALL GARAGES	OCCUPANCY SIGNS FOR ALL GARAGES	\$35,000	STARTING BID PROCESS
CASSADY ELECTRICAL: WALNUT	NEW EXIT LIGHTS STAIRWELLS AND ROOF TOP LED	\$2,500	COMPLETE WAITING ON INVOICE
PREVENTATIVE MAINTENANCE: MORTON GARAGE	FIRE PROTECTION/PLUMBING/ELECTRICAL/MECHANICAL	\$290,000	STARTING BID PROCESS
OUTSIDE SERVER ROOM: 4TH STREET	WATER INFILTRATION REPAIRS	\$25,000	STARTING OF BID PROCESS
KOORSEN: MORTON & WALNUT	FIRE EXTINGUISHER REPLACEMENT FROM PLASTIC TO METAL	\$15,000	CONTRACTED SERVICE
SKYWALK: ( ATTACHED TO 4TH STREET GARAGE)	NEW HEATING AND COOLING (NOT CURRENTLY AIR FLOW SUFFICIENT/EFFICIENCY)	\$25,000	STARTING BID PROCESS
PAINTING OF STAIRWELLS: WALNUT & MORTON	PREVENTATIVE MAINTENANCE SEALING STAIRWELLS TO PREVENT RUST	\$60,000	STARTING BID PROCESS
PROTECTIVE GLASS STAIRWELL: WALNUT	PREVENTATIVE MAINTENANCE FOR STAIRWELLS	\$150,000	OUT FOR BID BUT WILL NOT BE DONE UNTIL ELEVATOR INSTALL
REPAVE, RESEAL AND RESTRIPOF OF LOTS 1, 3, 5, & 6	LOT MAINTENANCE AND BUMPER BLOCK REPLACED	\$250,000	STARTING BID PROCESS
PREVENTATIVE MAINTENANCE: MORTON GARAGE	FIXING SPAWLING, EXTERIOR CRACKS AND FILLING JOINTS ETC...	\$120,000	STARTING BID PROCESS
STORAGE BUILD OUT: MORTON GARAGE	STORAGE FOR JANITORIAL SUPPLIES	\$10,000	STARTING BID PROCESS
CASSADY ELECTRICAL: MORTON GARAGE	SOLAR POWER CONTROL NEED TO BE MOVED TO KNEE WALL	\$5,000	IN PROGRESS COMPLETION DATE 10/31/2024
EV CONNECT: 4TH STREET GARAGE	DISPLAY BROKEN DUE TO VANDALISM	\$2,000	IN PROGRESS COMPLETION 10/31/2024
BIKE STORAGE LOCKER REPLACEMENT: 4TH STREET & TRADES	DUE TO VANDALISM: QUOTED BY TURTLE STORAGE, LTD	\$48,000	STARTING BID PROCESS
CE SOLUTIONS: MORTON GARAGE	BID PACKAGE	\$50,000	CERTIFIED STRUCTURE ENGINEERING FOR CITY
EV CONNECT: WALNUT & MORTON	UPGRADE FROM TYPE I TO TYPE II EV CHARGERS	\$35,000	SOLE SOURCE
	CONTINGENCY COST: \$25,000	\$2,074,547	

**Questions regarding the Budget Presentation for  
Public Works-Sanitation 8/27/24  
Director Adam Wason, Lazarus Sears**

**Councilmember Asare's Questions**

---

- 1) Across various goals, such as those on improving route and truck efficiency, the document mentions utilizing systems like Routeware Software and promoting educational outreach. However, it is unclear what the baseline figures are and what specific targets have been set for 2025. Could you clarify what the current baseline is and what the specific targets are for each goal?
  - Truck availability and ages have been an issue, so looking for capital replacements to provide more reliability and efficiency.
  - New trucks would have the latest emission standards and have better fuel economy.
  - We would install Routeware hardware on the new trucks for route optimization and disperse the workload among the Sanitation staff.
- 2) The department has chosen the Routeware Software System to improve route efficiency. Could you explain why this particular vendor and system were selected? What criteria were used to determine that this is the best option for the city's needs? Has ITS been consulted?

This vendor was selected because it is a large, nationwide software provider for both private and municipal sanitation providers. The system that was offered to Bloomington had many of the features that fit our needs, such as GPS vehicle monitoring, video, route management optimization, route qualitative analytics and others.

Staff contacted several of Routeware's municipal clients to learn about their experiences. One in particular, the City of Grand Rapids, Michigan, offered us an opportunity to visit them and see their Routeware system in action. A team of Public Works and ITS employees went to Grand Rapids and were satisfied that Routeware would be a good fit for Bloomington's sanitation operations. Additionally, ITS team members were an integral part of the Routeware software implementation process at Sanitation.

- 3) On page 163, the strategy to maintain a higher recycling diversion rate focuses on educational outreach, especially to students. How many individuals or households is this outreach expected to impact, and is this scope sufficient to achieve the desired diversion rate? Additionally, what evidence suggests that information is the primary barrier to better recycling practices? Have other pain points, such as convenience or accessibility, been considered and addressed?

The goal is to reach as many individuals and households in Bloomington as possible. Improved diversion rates almost exclusively rely on education. Learning about the items that are appropriate to recycle (and not to recycle) and how to recycle properly are very important. If people are not recycling correctly, then potentially tons of recyclable material per collected load are contaminated. This causes the recyclable material to instead be sent to the landfill and not be reused. Education and outreach to the community are key factors in avoiding this

scenario and keeping recycling out of the landfill.

- 4) The focus on students as a primary audience for educational outreach raises the question of why this group was singled out. Why are students considered a key demographic in the city's recycling education efforts, and how does this fit within the broader strategy to increase compliance with recycling guidelines? If the initial outreach efforts, such as those targeting students, do not yield the expected increase in recycling rates, is there a plan to adjust strategies? Should we be increasing the budget here to allow for more flexibility?
- The Indiana University student demographic is such a large part of the Bloomington community, so it is extremely important to conduct educational outreach towards them.
  - Students come from all over the United States and the entire world. Depending on where they are from, they have varied (or no) prior recycling experience because recycling is different around the U.S. and other places (i.e. Bloomington accepts glass item recycling, but many other U.S. municipalities do not).
  - 20,000 new students come to campus every year - once you have them educated on Bloomington's recycling policies, they graduate, new ones arrive and the process starts all over again.
  - Many students living off campus have never had to recycle for a household before - this is a first time for them.
  - Always looking for opportunities to better outreach with IU students and student rental units.
  - ReCollect recycling educational software can target student neighborhoods with low recycling compliance (and is used citywide too).

---

#### **Councilmember Stosberg's Questions**

---

- 1) Has there been any exploration or communication with apartment complexes and encouragement or incentivizing them to participate in recycling services?

The Sanitation Division only services apartment complexes 4 or less units and would rely on partnerships with entities that could include the Economic and Sustainable Development Department, various City and County Boards and Commissions, as well as the Monroe County Solid Waste Management District which is funded largely by the City tax base and who has an educational and outreach program.

- 2) What is the sanitation revenue? How much tax supplement is expected for 2024 and proposed for 2025?

Total revenue for 2024 is budgeted at approximately \$3.2 million (not including General Fund support). For 2024, the Sanitation Division was authorized up to \$1.4 million of General Fund support; in 2025 authorized up to \$800,000.

---

## Councilmember Piedmont-Smith's Questions

---

- 1) Under Goal 2 (Sanitation), Improve Truck Efficiency, you have capital outlays of \$840K, but your total capital budget in the overview table and on the subsequent budget sheets is only \$130K. Please explain this.

The Sanitation Division has \$130k budgeted for capital for next year. Our plans are to use those funds for purchasing new utility pick-up trucks. We do have substantial needs for capital vehicle replacement and that is why the capital outlay number is much higher. Staff currently are estimating the capital truck replacement costs to be approximately \$840K, but that could change with future availability and pricing. We have an appropriation request coming to the council this fall as well to execute the purchase of sanitation equipment.

- 2) Have there been any technological or systemic advancements that would allow us to enact a "pay as you throw" billing system for trash? Or at least get closer to such a system? There has not been (Sanitation).

The Routware software that the Sanitation Division utilizes is optimized for route management efficiency, and as a customer service platform. Automated Pay-as-you-throw programs are very rare in municipal sanitation operations. Our Routware customer service representative knows of only one community they serve that currently has a pay-as-you-throw program, which requires an additional software system for billing integration. It is very difficult to manage and that community is currently considering eliminating it entirely and moving to a system that is more in line with Bloomington.

- 3) Is the mayor's administration willing to gradually phase out the general fund subsidy of the sanitation services budget?

The hope is for the Sanitation Division to generate as much revenue as possible to cover current expenses and operating costs to not heavily rely on the General Fund. Our goal would be to have this fully eliminated in 7-10 years if that is a priority for a majority of Council members.

**Questions regarding the Budget Presentation for  
Public Works-Street Division 8/27/24  
Director Adam Wason, Joe VanDeventer**

**Councilmember Asare Questions**

- 1) On page 173, under Goal 3, the document outlines plans for a Tactical Winter Weather Response. Can you clarify whether these practices, such as plowing and de-icing, are already in place? If so, how is this year's approach different or improved from previous years?
  - Salt brine treatment will be a major focus for winter weather response in 2025.
  - Salt brine is an excellent pre-treatment for roads and is used by both the Indiana Department of Transportation and Monroe County Highway Department. Street Division plans to expand salt brining pre-treatment to as many roads as possible in 2025 (start with arterials and collectors first).
  - Brining is much more economical for pre-treatment than traditional salt treatment for roads. A ton of salt produces roughly 250 gallons of brine for road treatment.
- 2) On page 171, the goal is to seal cracks in at least 10 street lane miles, mill and prepare at least 10 lane miles, and resurface at least 12 lane miles. Why were these specific numbers chosen? Are these targets sufficient to make meaningful progress in improving the Pavement Condition Index (PCI) across the city?
  - Over the years these targets were developed to do as much as possible within the Street Division's budget framework. These improvements are not enough investment to increase the City's overall PCI; substantially more financial investment will be needed to achieve that goal for the City's street network.
- 3) The plan on page 172 mentions repairing at least 6,000 linear feet of sidewalks and installing 100 new or upgraded ADA-accessible ramps. How will the department hold itself accountable to these targets? Additionally, what percentage of the total sidewalk repair needs does this represent, and how does the department prioritize which segments to repair?
  - Priority is always given to upgrading and replacing sidewalks and accessible curb ramps in areas that are scheduled for pavement resurfacing. This is a requirement of the Americans with Disabilities Act.
  - The 6,000 linear feet sidewalk goal allows for both City of Bloomington and contractor personnel to improve sidewalks across the city (per City Code, sidewalks are the responsibility of the adjoining property owner, unless there is damage from City street trees). That many linear feet would be too much for Street Division to achieve on their own, so outside capabilities are needed.
  - All sidewalk work is tracked via work orders in the Street Division's asset management software system.
  - The Street Division has funds included in the 2024 adopted budget to conduct a current infrastructure assessment project focused exclusively on sidewalks - more details on the sidewalk network condition will be available after that project is completed. Staff are currently looking for vendors that could complete this project.



4) Given the goals related to street maintenance and sidewalk repairs, what specific outcomes or performance metrics will be used to evaluate the success of these efforts? How will the department ensure that the investments lead to measurable improvements in road and sidewalk conditions?

- All repairs help to improve street and sidewalk infrastructure conditions - targeted improvements and Community Crossing Grants for paving projects in areas that need them.
- INDOT requires that municipal governments assess their street inventory PCI at least every 3 years.
- Plan to update pavement infrastructure condition assessments to comply with INDOT standards so we will have the most accurate picture of current PCI ratings.

5) Regarding compliance with MUTCD code and Title 15 for visibility and traffic control signage (page 175), how many signs are currently compliant, and how many still need to be addressed? Additionally, how far is the department from achieving full compliance, and what is the expected timeline for reaching this goal?

- The City currently has a total of 12,500 signs in its inventory. The last sign condition inspection was conducted six years ago (one was planned for 2022 as part of the pavement condition survey, but was removed due to cost issues). In order to have an accurate picture of sign compliance, a new sign condition assessment survey would need to be conducted - the Street Division plans to do this as part of their 2026 budget request.

---

#### **Councilmember Stosberg's Questions**

---

1) Are the street repair mileage numbers (pg. 177 of the full .pdf link) about the same every year?

- Yes - over the years these targets were developed to do as much as possible within the Street Division's budget framework

2) Do you have a plan on how to prioritize sidewalk maintenance and repairs?

- Priority is always given to upgrading and replacing sidewalks and accessible curb ramps in areas that are scheduled for pavement resurfacing. This is a requirement of the Americans with Disabilities Act.
- Repairs for sidewalks that have been damaged by City street trees

3) How are street tree needs reported and categorized for trimming/maintenance?

- Street tree reports come via Ureports and phone calls to the Street Division. Additionally, the Parks & Recreation Department's Urban Forester also reports street tree issues to the Street Division. Both departments work closely together to



categorize street tree trimming and maintenance needs. All street tree work is recorded in the asset management software system.

---

**Councilmember Piedmont-Smith's Questions**

---

What are your plans for a comprehensive Sidewalk Master Plan so that we can more systematically address inadequate and missing sidewalks (including lighting, accessibility features, and equity considerations)? This was in the Council memo to the mayor of June 18, 2024.

- Yes, this is still a priority across several City departments. The Sidewalk Team that has been discussed before will lead these efforts, and will keep Council apprised of progress as well as seek their input and participation. This master plan will use our updated 2024 sidewalk data that will be incorporated to our asset management system to influence the prioritization language in a master plan.

---

**Councilmember Rosenbarger's Questions**

---

How much funding is dedicated to repairing failing sidewalks? Is there a plan for that?

- \$ 1,200,000
- Dedicated to Saw Cutting (Grinding), Repair Contracts (trip hazards, ADA ramp installation) and the Sidewalk Repair Assistance Program.

**Councilmember Matt Flaherty's Question**


*From questions regarding the Controller's Intro presentation on 8/26/24:*

- How is the money from the former CRED fund (which reverted to the General Fund in 2023) being used?

For the 2024 fiscal year, \$12,075,000 from these former CRED funds were appropriated. Departments with CRED tracking are ESD, Engineering, Planning, HAND, Street and Parking. Departments have until 12/31/2024 to spend all CRED funds or encumber funds with an executed contract for use in 2025. Departments have spent \$3,323,418 to date. No new CRED-specific projects are identified within the 2025 budget proposal because departments with CRED funds intend to spend all their funding in 2024.

Specific project information from PW-Street Division:

2024 Planned DPW Street CRED \$\$ Funded Projects				
Project Name	Project \$\$ Amount	CRED 54510 Project Category Type	STREET PO#	Vendor
MioVision detection for 2 Intersections	\$55,600.00	Signal Modernization & Replacement	24-3144	Carrier & Cable
Smart City Project	\$545,211.00	Signal Modernization & Replacement	24-5570	TCC
PED Pushbuttons for Traffic Signals	\$21,600.00	Signal Modernization & Replacement	24-5110	TCC
20-Addendum #1 - 2024 Sidewalk Grinding Contract	\$95,000.00	Sidewalk Trip Hazards - Grinding	24-6233	Precision Concrete
Downtown Paving Project	\$1,417,864.55	Street Pavement	24-7705	Milestone Contractor
Downtown Paving Project - Retainage	\$74,624.45	Street Pavement	24-7708	Milestone Contractor
MioVision detection for 5 intersections	\$130,250.00	Signal Modernization & Replacement	24-7658	Carrier & Cable
Downtown alley resurfacing	\$700,000.00	Street Pavement	Planned	Estimate
Kirkwood Avenue sidewalk repairs	\$500,000.00	Sidewalk Rehabilitation/Trip Hazards	Planned	Estimate
Centrac Traffic signal control system	\$600,000.00	Signal Modernization & Replacement	Planned	Estimate
Pavement Condition Analysis and Traffic Sign Assessment Project	\$300,000.00	Street Pavement	Planned	Estimate
Wave Pushbuttons	\$160,000.00	Signal Modernization & Replacement	Planned	Estimate
MioVision detection for 5 intersections	\$150,000.00	Signal Modernization & Replacement	Planned	Estimate
Sidewalk Grinding	\$200,000.00	Sidewalk Trip Hazards - Grinding	Planned	Estimate
Milling and resurfacing projects at citywide locations	\$583,850.00	Street Pavement	Planned	Estimate
2024 Adopted Budgeted Amounts				
Signal Modernization	\$2,700,000			
Street Pavement for Buses and Bikes	\$2,000,000			
ARPA funds moved to Street CRED (HAND \$\$)	\$834,000.00			
<b>Total 2024 Street CRED Available</b>	<b>\$5,534,000.00</b>			
<b>2024 Spending Totals</b>	<b>Totals</b>			
Total 2024 CRED Signal Modernization & Replacement \$\$ Spent	\$752,661.00		Shaded Orange - Funds Already Spent or Encumbered	
Total 2024 CRED Street Pavement for Buses & Bikes \$\$ Spent	\$1,587,489.00		Shaded Light Blue - Projects Still Planned for 2024/ to Encumber for 2025 - Project \$\$ Costs Estimated	
<b>TOTAL 2025 CRED Funds SPENT</b>	<b>\$2,340,150.00</b>			
<b>2024 Funds REMAINING funds still Available</b>	<b>Totals</b>			
Total CRED \$\$ for Signal Modernization Available	\$1,947,339.00			
Total CRED \$\$ for Street Pavement for Buses and Bikes Available	\$1,246,511.00			
Total CRED \$\$ Remaining	\$3,193,850.00			
<b>2024 CRED Planned Projects</b>	<b>Totals</b>			
Signal Modernization Projects	\$910,000.00			
Street Pavement for Buses and Bikes Projects	\$2,283,850.00			
<b>Total CRED \$\$ Funds Planned for 2024 (or Encumbered for 2025)</b>	<b>\$3,193,850.00</b>			
<b>Remaining CRED \$\$ Funds after Spent/Planned</b>	<b>\$0.00</b>			



# **Wednesday, 28 August – Day 3**

Questions and Answers from:

*Bloomington Housing Authority*

*Housing & Neighborhood Development (HAND)*

*Planning & Transportation*

*Engineering*

*Bloomington Transit*

*Utilities*

**Questions regarding the Budget Presentation for  
Bloomington Housing Authority 8/28/24  
Director Kate Gazunis**

**Councilmember Isak Asare's Questions**

1. On page 188, regarding the number of housing units or vouchers, could you specify the target number for 2025? Additionally, what is the **baseline** you are using to measure progress towards these goals?

The BHA is unfamiliar with the term "baseline" in this context. That is not a term we use with our vouchers for the annual and five-year plans we submit to HUD. HUD has awarded us 1696 vouchers and expects us to fill 98% of these. The only way the BHA can increase this number is if we apply for "special" vouchers when they are awarded via a NOFA, which we see in the Federal Register.

2. On page 191, the document outlines several goals for the Bloomington Housing Authority. How are these goals specifically reflected in the budget allocations? Could you provide a breakdown showing how each goal is funded?

This is not an exercise that the BHA is required to provide to HUD for our vouchers. Our other sources of revenue are the fees we are paid for managing the vouchers, for managing the RAD properties, rents paid to us from tenants and HUD, and grants. The five-year plan is currently being advertised for a public hearing on September 20th, after which it will be adopted by the Board of Commissioners and submitted to HUD.

The City of Bloomington has given the BHA many grants over the years, each with its own specific goals and budget reports. We enter into contractual agreements or MOUs with the city for these grants, and each comes with its performance standards.

3. On page 200, you mention several ongoing programs. Is there evidence that these programs have been successful to date? How is this success measured, and is the current budget allocation sufficient to maintain or expand these programs?

As the BHA has never seen the City's Budget Book, and to my knowledge has never been included in it before, I am unsure as how to answer this question. The BHA does not use the same programs to write or track its goals as the City.

4. Given the significant needs outlined, the current budget requests seem modest. Can you explain why you believe these requests are appropriately sized? Additionally, could you provide evidence that continuing programs have delivered the intended outcomes and are worth the continued investment?

The City of Bloomington does not fund any portion of the Housing Authority's budget, and therefore, there must be some misunderstanding... the BHA is not requesting any funds from the City's budget. As stated earlier, our funding comes from three sources: HUD, fees for the management of the RAD properties from the property owners, rents which are paid by tenants and HUD, and grants (most of which come from the city.) The BHA is not a city department, and no funds from the City are anticipated in our presentation.

I would be happy to provide an estimate of the revenue we anticipate for next year when we finish a draft of the BHA budget in October for the Board of Commissioner's review. The final budget is scheduled to be adopted in November.

### **Councilmember Isabel Piedmont-Smith's Questions**

1. Related to Goal 2: Since the SHCDC has been using ARPA money from the city for the landlords' "insurance guarantee" to increase the number of units actually available to voucher recipients, what's going to become of this program after ARPA funds run out. Do you have plans for this?

We will continue to look for grant funding for the insurance portion of the Landlord Risk Mitigation program. We will absorb the staffing costs for teaching "hard-to-house" individuals and families in our voucher program administration fees.

We will discontinue the "insurance" portion of the program if we do not secure additional funding.

2. Under Goal 3: You say the BHA must "transform the internal Human Resources structure" to continue to be a "high performer" in the eyes of HUD. What's wrong with your current HR structure, and how do you plan to reform it?

The Current HR program consist of part-time administration by the Executive Director, with payroll and benefits being managed by the Finance department. Last year, the BHA spent substantial money to train the Administrative Assistant to attend professional HR classes, but that person could not pass the exams. Therefore, for 2025, the BHA is looking to hire an HR or contract out its HR management. With the amount of development the ED has been tasked with, it has been challenging to update the Employee Handbook and commission a new salary study. The Board of Commissioners has not made a decision which approach they prefer, so staff is exploring both options and will present its recommendations to the Board at the same time it presents the budget to the BOC.

3. Under Goal 3: You also mention incorporating DEI principles to meet HUD guidelines for the "high performer" status. How do you intend to do this?

To be recognized as a "High Performer" agency by the Department of Housing and Urban Development (HUD), a Public Housing Agency (PHA) must meet the following criteria:

- Score at least 90%: Section Eight Management Assessment Program (SEMAP) assessments. (This standard applies only to managing the voucher program since the BHA no longer has public housing.)
- Meet performance standards: A PHA must meet basic performance standards and demonstrate competency in program administration.
- Comply with regulations: A PHA must demonstrate compliance with HUD regulations.
- Use resources efficiently: A PHA must efficiently use funding and resources.

- Serve the most needy: A PHA must serve the greatest number of needy residents. (75% or more of the vouchers are issued to households who earn < 30% AMI.)
- Pass audits: A PHA must pass HUD audits and inquiries.

The DEI portion of the BHA's "High Performer" goals is to be in alignment with Executive Order 14035 to help build a diverse, equitable, inclusive, and accessible workforce that represents all individuals and cultures, all while complying with merit principles and applicable Federal laws.

Currently, the BHA staff consists of the following:

White 90%,

Black/African American 7%

MENA 3%

37% male

63% female

BHA Interns

White 60%

Hispanic or Latino 40%

*Affirmatively Furthering Fair Housing* means that the BHA needs to do more marketing and outreach to the Hispanic and Asian communities to reflect the Bloomington community more closely.

Voucher holders are currently:

White 80% (of which 3% are Hispanic/Latino)

Black/African American 20%

Asian .5%

**Questions regarding the Budget Presentation for  
Housing & Neighborhood Development 8/28/24  
Director Anna Killion-Hanson**

**Councilmember Isak Asare's Questions**

1. On page 195, regarding the goal to improve access to affordable housing, what is the current baseline and the target for this year? How do you plan to measure progress towards this goal?

This year is a tough year to have as a measuring stick. We have so much more money in ARPA funds, CRED, ED LIT so we are able to do more. Measuring this year and next is not apples to apples. Progress and success will be the ability to help and not turn away residents in desperate situations. Progress will be more market turnover. Progress will be new unit production. Progress will be keeping people housed. Progress will be a long term plan.

2. Several budget requests are listed on page 196, but it's not always clear what specific needs these funds are intended to address. For instance, when referring to increasing capacity and efficiency, what specific needs are increasing, and what do you mean by improving efficiency? Could you provide more detail on these points?

I will go over some of this tonight. However, in regards to capacity we simply do not have enough capacity in our rental program or with our HUD programs. We need man power. In regards to efficiency, I want to implement technology and tools to improve our ability to respond. Currently our inspection reports are being written in the office in MS Word without photos of conditions. This is confusing for report recipients. Report writing software can be used to write reports in the field. This means we can quickly release reports. Efficiency can be improved with technology.

There are also a number of tools that we need for the inspectors that they do not carry such as moisture meters.

3. Given that multiple departments and programs, such as CFRD grants, Jack Hopkins, and HAND, are involved in addressing homelessness and housing needs, do you think there's an opportunity to consolidate these efforts for greater impact? How would you propose this be done, if at all?

I do believe there should be a more concerted effort to collaborate. However, HAND deals with HUD and that is highly regulated. HUD encourages collaboration. I would encourage us all to keep a log of funding requests and community needs. We typically have more than double the funding requests than we are able to fill with CDBG funds. Projects that do not get filled should be, in my opinion, considered for Jack Hopkins or others. I also think that we should be analyzing some of these projects similarly. For instance, we have a scoring tool for CDBG. We also have a rubric for analyzing new housing projects. Working together is always better for further reach!

4. The budget requests seem to indicate a need for more funding that requested, particularly in continuing existing programs. Can you explain why you believe these requests are right-sized? Additionally, could you provide evidence that these ongoing programs have been successful and are worth continuing?

I would like to continue the down payment and closing cost program. We currently have \$500k in our ED LIT line for this shared equity program. This provides up to \$50k for down payments. To date we have done 5 this year. \$500k could mean only helping 10 purchases. Since 2021 we've had 14 total shared equity down payments.

5. It appears that bolstering Section 8 de-risking is not included in the budget requests. Given the importance of efforts around section 8 vouchers in addressing homelessness, might this be an area where additional funding should be requested? What are your thoughts on this?

I need more clarification on this question. The TBRA and Eviction Prevention I have proposed all help mitigate section 8 de-risking but are not completely tied to section 8 recipients but rather our entire community. TBRA could be used for applications, deposits, utilities and supplementation on unaffordable rents. TBRA can help keep those most at risk of becoming unhoused, housed. I will go over some of this tonight.

(TBRA = Tenant-Based Rental Assistance)

### Councilmember Hopi Stosberg's Questions

1) I would be interested in seeing a chart of how AMI has changed in Bloomington over the last 5 years. Choosing any one or two of the family size categories would satisfy my interest in understanding the rate of increase.

**Please see the HUD charts below. I also included a HUD estimate of median family income.**

1 Person Family			
Year/AMI	30%	50%	80%
2015	\$13,150.00	\$21,900.00	\$35,000.00
2019	\$15,550.00	\$25,850.00	\$41,350.00
2024	\$20,900.00	\$34,800.00	\$55,650.00
2 Person Family			
Year/AMI	30%	50%	80%
2015	\$15,930.00	\$25,000.00	\$40,000.00
2019	\$17,750.00	\$29,550.00	\$47,250.00
2024	\$23,850.00	\$39,750.00	\$63,550.00
4 Person Family			
Year/AMI	30%	50%	80%
2015	\$24,250.00	\$31,250.00	\$50,000.00



<b>2019</b>	\$25,750.00	\$36,900.00	\$59,050.00
<b>2024</b>	\$31,200.00	\$49,650.00	\$79,450.00

Year	Median Family Income
2015	\$62,500.00
2019	\$73,800.00
2024	\$106,100.00

2) Is the tenant-based rental assistance and other HDF funding programs going to be administered by the new Grant Compliance Specialist?

No. Currently we have a lot of rental deposit requests coming in but they are not enough to cover the needs. I will go over some of this tonight.

This shouldn't necessarily increase workload since we are providing deposits, counseling already. This is just increasing what we are able to provide.

While programmatic details have not been sussed out yet I think we may also consider providing some of these funds to other agencies to administer.

3) Since 70% of evictions are fee related, should more money be dedicated to eviction prevention?

It is possible that more is needed. I don't have a clear idea of how much will be enough. If we are able to address the need along with TBRA -we may be able to stretch the dollar.

4) Can you explain what line #539010 "Inter-Fund Transfers" means?

This is actually not a request from HAND. This is placed in our budget by the Controller's office. Alas, it is Jack Hopkins which while council decides this funding HAND facilitates. We do not take any admin money from this line at all if that question comes up.

5) Is there a specific program or position that the ED Lit money gets allocated to?

There are several! The Affordable Housing program manager is paid through ED LIT.

There are several programs including the shared equity downpayment and closing cost program, additional neighborhood improvement grants, historic preservation collaboration, ongoing maintenance at evergreen village, staff training and CDFI support.

### **Councilmember Isabel Piedmont-Smith's Questions**

1) Part of the mission statement of HAND is "to preserve community character." What do you, as director of this department, understand to be "community character"?

That is a loaded question! By definition, community character is the distinct identity of a place or the impression it makes on its residents and visitors. Our impressions are formed by our own unique experiences. We are heavily engaged with our residents through boards and commissions, community organizations, community outreach programs and numerous programs. These engagement opportunities help us form our collective definition of community character. Community character changes over time and it is important that we listen to our community residents regularly.

- 2) How are applications for support from the Housing Development Fund evaluated, and by whom? Could we please get a list of which organizations were supported by the HDF, and for which projects, in 2023 and 2024?

There are several differences from 2023 to 2024 with the evaluation of Housing Development Fund applications and administration.

Previously, applications were received on paper forms but are now being transitioned into our shiny, new online platform.

In 2024, HAND implemented a rubric for grading housing development fund requests. This can be found [here](#). Applications in 2024 are evaluated using the rubric by the HAND Director and Affordable Housing Program Manager, discussed in multi department meetings and approved by OOTM.

In 2023, applications were evaluated by the HAND Director and Affordable Housing Program Manager but taken to a monthly Affordable Housing team meeting with ESD, Planning, HAND and OOTM for evaluation.

2023 HDF Projects that I am aware of include:

- Funding to Bloomington Cooperative Living for 410 W. Kirkwood Avenue
- 5 Downpayment and Closing Cost Assistance for Homebuyers

2024 HDF Projects Include:

- Rescue an affordable rental complex for veterans that receive VASH vouchers to preserve 6 units at 40% AMI located at 522 W. Davis. Award was \$95,000 in the form of a grant.
- Support development of an affordable housing project using a group-equity cooperative rental housing model. Avalon Community Land Trust was awarded \$140,000 for the construction of affordable housing (80% AMI or less) using a group-equity cooperative rental housing model that will provide 7 bedrooms located at 1500 W. 8th Street. The funding is in the form of a 0% deferred mortgage.

- Activate 15 (Middle Way House) bedrooms for a vulnerable population at risk of homelessness that are otherwise uninhabitable. Award will be \$100,000 in the form of a 0% forgivable loan.

**Councilmember Matt Flaherty's Questions:**

- 1) The Housing Trust Fund Board is included in the City organizational chart (pg. 3 of the budget book). Is the Housing Trust Fund Board functional? I don't recall hearing anything about it previously (though I'm of course aware of the fund), and the [City's HTFB webpage](#) is largely devoid of content (no members noted, no documents posted); a regular meeting time is noted here (first Tuesday, 3:30pm), but does not appear on the [city calendar](#). If the board is not functional, when/how did that change come into effect and how is the fund managed now?

The HTFB is not in place. I had flagged this issue for OOTM when I saw it in the Budget Book. The HTFB has not been in place for quite some time.

- 2) From questions regarding the Controller's Intro presentation on 8/26/24:  
How is the money from the former CRED fund (which reverted to the General Fund in 2023) being used?

Specific project information for HAND:

Board of Public Works Department requested HAND to trade \$834,000 of their \$1M 2024 CRED allocation with BPW's ARPA allocation. BPW was unable to qualify sidewalk projects with ARPA funds and thus HAND agreed to trade BPW since there were a number of projects that HAND was working on that would qualify for ARPA.

In 2021, HAND provided the Bloomington Housing Authority with funding for a Landlord Risk Mitigation Fund with ARPA dollars. The Landlord Risk Mitigation Fund (LRMF) is a special program of the BHA that offers financial incentive & on-going support to landlords who provide housing opportunities to renters with housing barriers (credit issues, past eviction, legal challenges) or who want to explore renting to residents with Section 8 vouchers. Participating landlords receive a \$2000 safety endorsement for reimbursement for any damages (including unpaid rent) beyond the initial deposit. Unfortunately, it was discovered that the \$2000/unit safety endorsement, which was being held in an account, was an ineligible expense for ARPA. The ineligible amount that was provided to BHA, in total, was \$166,000. It was necessary to reimburse the ARPA fund for that ineligible expense, which HAND used CRED for in 2024. The remaining \$864,000 CRED was traded with Board of Public Works.

**Questions regarding the Budget Presentation for  
Planning & Transportation Department 8/28/24  
Director David Hittle**

**Councilmember Asare's Questions**

- 1) On page 214, the goal mentions improving customer service as part of optimizing work processes. Could you clarify what specific aspects of customer service are currently lacking? What outcomes are expected from these improvements, and how will they be measured?

**Customer Service and Process-Optimization**

The focus for process optimization is presently primarily related to EPL, as it is the platform through which all our work processes flow. P&T staff have regularly-scheduled meetings with ITS staff to rebuild our various workflows, one by one. I'm assured by ITS that EPL can accommodate our needs, and, to their credit, P&T staff participate in these re-build sessions willingly and actively, despite long-simmering misgivings. The same is true for ITS staff, who have been terrifically helpful and are exploring EPL with limited support from its maker. The plan is to work in good faith toward the optimization of EPL.

Where our customer service lacks, it's primarily because our heretofore difficult marriage with EPL results in longer-than-desired permit processing times and compromised communication with applicants and the Monroe County Building Department. Beyond EPL, though, we would benefit from shoring up customer service metrics in a general sense. I outlined a basic set of such potential metrics on page 217 of the budget packet, but I want to work yet this year with staff to arrive at a concrete, more comprehensive and more fully-informed set of measurable expectations with respect to customer service.

- 2) On page 216, you mention optimizing work processes through training, particularly in the EPL system. Is the focus solely on training in EPL, or are there broader strategies for process optimization? How will this training improve efficiency, and are there any plans to reassess the processes supported by EPL?
- 3) I am intrigued by this proposal of using a digital twin for the downtown area. What are your plans for this? I can think of a bunch of things we could do, such as simulating different urban development scenarios to optimize traffic flow and infrastructure, assessing environmental impacts of new projects, and engaging the community through interactive visualizations of proposed changes. We could also monitor infrastructure health in real-time, plan for disaster resilience, and model energy efficiency to ensure sustainable development. Additionally, digital twins could help us analyze economic impacts, optimize resource management, and test new policies before implementation. This technology has the potential to greatly enhance our urban planning and decision-making processes. So what are your plans? And why just downtown? Who will do this? Can I help? How much will this cost?

**Digital Twin/3D Modeling**

Our more GIS-savvy staff have been engaged in conversation this past year with ITS GIS Manager Meghan Blair about the potential utility of initiating a 3D modeling tool... likely, initially for the downtown area, but eventually to account for the whole city. We've had specific conversations about its potential utility as a sort of pilot project in the College / Walnut Study to allow, as you note in your comments, for clear visualization of re-configured streetscapes, traffic/bike/ped flow, intersection functioning, etc. You also point out many of the other myriad potential uses of 3D modeling.

ITS GIS indicated that they'd bear the cost burden for these initial steps in 2025, but it would make sense for P&T to contribute to the effort in 2026 and beyond. It's really not a question of *if*, but *when*, so far as the establishment of a robust 3D modeling system for Bloomington goes.

- 4) I am intrigued by the possibility of moving towards a form-based code in the future. Could you elaborate on the timeline and the potential costs associated with this shift? How will this transition improve housing development outcomes?

### **Form-Based Codes**

A transition to a true (post-Euclidean) form-based code would require a full overhaul of the UDO. That would involve a relatively specialized ordinance re-write (\$300-500k is a rough estimate) and a timeline of approximately 12-24 months. Prior to (and after) initiation, we'd need to ensure there's an appetite for and an understanding of form-based codes among the council, administration, and in many, many other corners... this would involve a Herculean level of public/stakeholder outreach and education.

Generally changes to zoning code should be contemplated within and called for by the comprehensive plan. Arguably, the current comprehensive plan does call for the incorporation into the UDO of form-based code elements, though it may stop short of providing a clear mandate for an overhaul. So, as part of the process, we'd want to re-visit the comp plan to determine if the direction it provides still accurately reflects the goals of the city.

Form-based codes, where they have been applied, improve housing and other development outcomes by removing risk and increasing predictability for the development community, and by letting the ordinance do the heavy lifting, rather than a long series of approval hearings, for ensuring that what gets built is what the city wants.

I stop short of placing the initiation of form-based codes on the department's plate as a 2025 goal because the preliminary conversation truly does need to be robust.

### **Councilmember Stosberg's Questions:**

- 1) You referenced development of a "digital twin model for the downtown area". What is that?

*We actually took this out of our budget for 2025, as ITS's GIS program is going to bear the cost burden for this initial foray into digital twin (3D modeling) in 2025. I'll write more about 3D modeling once I get the full set of CM questions... but for now it's worth noting that State College, PA is a leader in using it for civic purposes, and it is the model for Meghan Blair's (GIS Manager) work. Here's a [nice summary](#).*

2) Can you go into more detail regarding the types of interventions/redesign that are included in the SS4A Plan Implementation (goal 2)? For example, are neighborhood greenways captured under this category?

*Yes, neighborhood greenways would be included in that category, to the extent they demonstrate improvement to safety along a roadway. The SS4A Action Plan, once adopted, will establish clear criteria for prioritizing transportation improvement projects, with the foremost goal of improving safety. It would be applied to all transportation improvement projects... greenways included.*

3) Under Goal 3, you mentioned Monroe County's Value-to-Income Ratio. Can you talk more about this metric? What it means, how it's calculated, what a "good" ratio would be?

*Value-to-Income is essentially:*

*median home value / median household income*

*The stats I used are from the 2024 update to ROI's [Uplands Housing Study](#), which provides more insight on VIR and its use (page 120). In a nutshell, a community with a VIR of 2 to 3 is healthy and sustainable, and a VIR of over 3 is unaffordable. Monroe County's VIR is 3.74, and Bloomington's VIR is actually over 5, which is high even among peer Big Ten cities.*

4) Budget line #53990 "other services and charges" shows a large increase. What is this for?

*I'll be talking about that tonight, and will actually be paring that number down significantly for the final budget hearing. I programmed significant headroom into that figure when submitting budget numbers because we expected the linkage study mentioned in the memo to cost upwards of \$250,000, but we learned subsequently that it actually costs half that. Also, two other big ticket items (corridor studies) are both subject to 80% federal matching funds, so they'll cost a lot less than it initially appears.*

5) Is there any money budgeted, in any planning/transportation line item, to fund implementation of Safe Streets for All trial infrastructure? (referring to the slides you showed shortening crossing distances with paint, planters, and pole type barriers, temporarily installed little round-a-bouts, etc.)

*Yes, we're proposing \$75,000 to be used for trial/demo/pilot infrastructure projects through our 2025 SS4A Demonstration application. \$20,000 of that amount would go toward our local 20% match for the maximum \$100,000 award. So, we'd have \$55,000 left to additionally put toward demo projects.*

### **Councilmember Piedmont-Smith's Questions**

- 1) One of your 2025 goals is to commission a linkage fee study, as called for by the UDO, to address affordable housing demand induced by large-scale market-rate projects. Please give an example of how a market-rate project fiscally impacts the housing market such that a fee would be fair and logical. I don't understand the connection.

*The linkage fee study would identify the need for affordable housing induced by a specific nonresidential major project. It would come into play when a developer wishes to utilize the UDO's affordable housing incentives (allowing for increased building bulk and height). The idea is that a new major nonresidential project (say, for example, a hotel) would produce a certain number of new jobs, which would in turn exacerbate demand for affordable housing. So, the linkage fee would in effect function as a "voluntary" impact fee to mitigate that induced demand. Per the UDO, the developer would choose to 1) build the amount of affordable housing identified in the linkage study, 2) buy existing market-rate housing and convert it to affordable, or 3) pay an equivalent fee-in-lieu to the city's affordable housing fund.*

*The linkage study would 1) demonstrate a specific nexus between a major nonresidential project and the corresponding induced need for affordable housing, 2) establish maximum supportable fees for different types nonresidential development, and 3) produce a financial feasibility analysis to demonstrate that fees would not create impediments for new development. Substantial outreach to the development community and key stakeholders would be incorporated into the project, too.*

- 2) The Council budget priority memo of June 18th called for a Sidewalk Master Plan. Is this something your department plans to develop in 2025 (in collaboration with other departments)? If so, do you need funding for it - how much?

*A "sidewalk team" was assembled across multiple city departments earlier in the year to inform the Public Works Department's current project inventorying and gauging the condition of the city's sidewalk network. That team will be tasked with guiding development of a "sidewalk master plan" (or its equivalent... should trails, paths and other non-sidewalk pedestrian facilities be included? Should there be any intersection with bicycle planning? What's the scale and ultimate purpose of the plan?) Depending on the answers to these questions, the sidewalk plan may be created in-house, or may be commissioned to an external firm. In the event of the latter, Public Works and P&T have consultancy funds available.*



### Councilmember Flaherty's Questions:

- 1) It seems strange that the Indiana Avenue Safety Improvements project has moved through a public outreach and design stage when it is not funded in either the 2024 or 2025 budgets. Does this reflect a change of some kind and what is the rationale? In other words, when the project planning was given the green light earlier this year, was the plan *at that time* to fund project implementation (and in what year and with what funds)? (Same asked to Engineering since this is a cross-department collaboration.)

*P&T will be applying for an SS4A Implementation grant to fully fund the Indiana Ave project. We anticipate a May 2025 Notice of Funding Opportunity, and an approximate \$1.7M total cost (including design). With the 80/20 match, the city's stake of \$340,000 could come from P&T's unused CRED funds. Alternatively, the project may be a candidate for GO Bond funding via the Engineering Dept. There remains an outside chance that Indiana University may share costs for the certain project elements they favor, but as of this writing they remain project-skeptical.*

- 2) My understanding from the budget book and Q&A during the budget hearings is that there is *not* currently a plan or funding to develop a Sidewalk Master Plan that would be (1) led by the Planning & Transportation department, and (2) integrated with / adopted as part of the Transportation Plan (and thus Comprehensive Plan). However, in an email from the mayor, she noted that "the Sidewalk Master Plan will be implemented." Perhaps this is a reference to operations & maintenance planning underway in Public Works—which is of course distinct from (albeit relevant for planning considerations) a transportation *planning* document.. Can you please clarify?

*After talking with Director Wason, it seems likely that the mayor's email referencing a "Sidewalk Master Plan" is referring to the Public Works Department project, currently underway, which is inventorying and evaluating the condition of the city's existing sidewalk system.*

*A "sidewalk team" was assembled across multiple city departments earlier in the year to inform that project, and will be tasked with guiding development of a "sidewalk master plan" (or its equivalent... should trails, paths and other non-sidewalk pedestrian facilities be included? Should there be any intersection with bicycle planning? What's the scale and ultimate purpose of the plan?) Depending on the answers to these questions, the sidewalk plan may be created in-house, or may be commissioned to an external firm. In the event of the latter, Public Works and P&T have consultancy funds available.*

- 3) In your professional opinion as a planner, do neighborhood greenways and traffic calming measures increase safety for all street users?



*Rightly applied, yes.*

- 4) Why is the College & Walnut corridor study only funded to 30% design? (Also asked of Engineering)

*The 30% design will produce two “preferred alternative” design scenarios, which differ chiefly in that one scenario would maintain College and Walnut’s paired one-way configuration, while the other would revert both streets back to their original two-way orientation. We anticipate receiving those two preferred alternative design scenarios from our consultant imminently, at which point we’ll bring them to the steering committee, stakeholders and the public for consideration and feedback. That process will yield a final preferred alternative. To get to this stage, only a 30% design is needed. Looking forward, the final preferred alternative will inform our pursuit of funding.*

- 5) One of the goals for Planning & Transportation is to “Begin Implementation of Safe Streets For All (SS4A) Plan,” which will be adopted in 2024. The budget book also notes: “In the Plan’s initial years, there will be a focus on quick-build, low-cost, big ‘bang-for-your-buck’ projects.”

- In the context of this goal, what does implementation mean to you?

*Here, “begin implementation of the plan” would have the same meaning as “begin carrying the plan out”, “begin realizing the plan’s goals”, “begin putting the plan’s recommendations in place”...*

- What are the planned funding sources for implementation?

*We’ll be applying for SS4A Demonstration funds in tandem with our application for SS4A Implementation funds (for the Indiana Ave project). We’ve budgeted \$75,000 for this purpose, only \$20,000 of which would be necessary for the 80/20 match for the maximum \$100,000 total project funding level. The remaining \$55,000 could fund additional demo/pilot projects.*

- 6) From questions regarding the Controller’s Intro presentation on 8/26/24: How is the money from the former CRED fund (which reverted to the General Fund in 2023) being used?

*P&T has \$2M in CRED funds, \$445,436 of which is encumbered with the Downtown Street Maintenance Project. The remaining, unused, unencumbered approximate \$1.55M will revert to the general fund in 2025. It is P&T’s intention to pull from that CRED funding as needed in 2025 to accommodate the projects identified here and others as they may arise.*

**Questions regarding the Budget Presentation for  
Engineering Department 8/28/24  
Director Andrew Cibor**

**Councilmember Asare's Questions**

- 1) In Goal 3, you mention leveraging funding sources, ongoing initiatives, and external investments to make progress on the City's vision for a safe, accessible, and efficient multimodal transportation system. Can you specify the key outcomes that will be used to measure the effectiveness of this resource utilization? Additionally, how will these outcomes be monitored and reported to ensure that the resources are being used optimally and are directly contributing to the intended transportation system improvements? What specific metrics will be in place to assess the impact of these investments on public safety, accessibility, and efficiency? How does the department plan to adjust its strategies if the desired outcomes are not being met?

Great questions and a lot to unpack. We can count or measure many things but the challenge is finding metrics that meaningfully capture the intent of the City's transportation goals and a desire to efficiently achieve them. I'd be happy to work with Council members on framing potential goals on this topic.

- a) *How to measure effective resource utilization?* Engineering can track capital project schedules and costs/change orders/contract amendments; however, that misses the significant infrastructure investments made by others that the Department is involved in and which consumes significant staff time. Prioritization of capital projects is a key part of this goal as well but can be subjective and difficult to quantify.
  - b) *What metrics to track safety, accessibility, and efficiency?* Safety - The goal is Vision Zero by 2039 but that goal extends well beyond a single city department. Accessibility - The City can track curb ramps, new sidewalk, parking spaces, etc., but numbers don't necessarily mean something is being done 'well'. Efficiency - Is something strived for but the City does not yet have a specific target to assess.
- 2) What would it cost to address the implementation timeline gap mentioned on page 230 from the 2019 transportation plan?  
A ballpark cost estimate is \$20,000,000.

**Councilmember Stosberg's Questions:**

- 1) What does "improvements other than building" mean? Budget line 54310  
The values in this account number are generally utilized for capital project expenses (e.g., design, construction engineering, and construction).
- 2) How much money is devoted to staff led greenways/neighborhood traffic calming?  
Nothing is in the budget proposal for neighborhood greenway projects or staff led traffic calming projects in 2025; however, a possibility is to place \$1,000,000 in a G.O. Bond for

two transportation plan priority projects (e.g., neighborhood greenways). In 2024 there is \$1,200,000 budgeted in CRED funds for neighborhood greenway projects.

Resident led greenways/traffic calming?

\$50,000 is in the proposed budget for the resident led traffic calming program. In recent years this program has been funded with Council Sidewalk resources (it was not in Engineering's budget).

- 3) Is there any money budgeted, in any engineering line item, to fund implementation of Safe Streets for All trial infrastructure? (referring to the slides David Hittle showed shortening crossing distances with paint, planters, and pole type barriers, temporarily installed little round-a-bouts, etc.)

P&T has \$75,000 budgeted for a program like this in 2025 and intends to apply for future SS4A Demonstration Grants to further the program.

**Councilmember Piedmont-Smith's Questions:**

- 1) In your budget memo, under the "budget impacts" for Goal 3, it says "The city funding on three projects included in the 2025 annual budget proposal will help leverage the use of at least \$940,000 in federal safety improvement funding to primarily improve pedestrian safety and accessibility." You elaborated during the budget hearing that these projects were for downtown curb ramps and crosswalk safety improvements. Could you please say more about these projects, how they are funded, and the federal fund leveraging?

Yes - this funding request is tied to 3 specific projects with programmed federal funding:

- a) Downtown Curb Ramps Phase 4 - The proposed budget includes funding for construction engineering on this project. This project currently has \$133,293 in federal safety funding for the design phase and the Department is targeting an upcoming INDOT call for projects where the Engineering Department intends to apply for additional federal safety improvement program funds that will be available to spend in the next one to two years for the construction phase.
- b) Downtown Curb Ramps Phase 5 (no project website yet as the project will start in 2025) - The proposed budget includes funding for the design of this project. \$241,560 of the funds allocated to this phase of the project will be reimbursed with federal safety funds. Engineering will be seeking additional funding to support the construction phase of the project through the recently advertised MPO Transportation Improvement Program (TIP) call for projects.
- c) Crosswalk Safety Improvements Project Phase 2 - The proposed budget for this project is our estimated local match for construction (\$140,000). Construction is expected in 2025 and the local match corresponds with \$566,753 in federal safety construction funding. The project is currently also utilizing over \$100,000 in federal funding reimbursement for the design phase of the project.

**Councilmember Flaherty's Questions:**

- 1) It seems strange that the Indiana Avenue Safety Improvements project has moved through a public outreach and design stage when it is not funded in either the 2024 or 2025 budgets. Does this reflect a change of some kind and what is the rationale? In other words, when the project planning was given the green light earlier this year, was the plan *at that time* to fund project implementation (and in what year and with what funds)? (Same asked to P&T since this is a cross-department collaboration.)

This project was identified by P&T as some of the early findings from the SS4A action plan project became available given Indiana Ave was identified as a high risk corridor. Additionally, Engineering is initiating a curb ramp project on the corridor with 2022 PW GO Bond funds and we wanted to be strategic in assuring those curb ramp improvements were consistent with the vision for the corridor. P&T was hoping to utilize 2024 funding for SS4A for implementation of this Indiana Ave project; however, staff capacity and the time associated with the public outreach process made the original timeline impractical. It is likely this project will be targeted with a 2025 federal funding application through SS4A and it has been identified as a candidate for GO Bond funding consideration.

- 2) In your professional opinion as an engineer, do neighborhood greenways and traffic calming measures increase safety for all street users?

Neighborhood greenways and traffic calming measures slow traffic which improves safety for street users when done appropriately. These projects need to be coordinated with other safety/emergency service providers as slower response times can have other safety impacts, and certain devices can also impact key stakeholders like Transit. It's also important to note that things like safety and accessibility are different (e.g., a neighborhood greenway may not address accessibility so these facilities may not serve all users well).

- 3) Why is the College & Walnut corridor study only funded to 30% design? (Also asked of P&T)

Upon further discussion with P&T the corridor study doesn't take the entire corridor to a 30% engineered design but it will develop concept designs at a handful of locations along the corridor. At this point design funding is not being sought for two primary reasons. 1) The study is underway and there is a range of possible concepts that may be selected as the adopted plan for the corridor. This makes developing a cost estimate extremely challenging. 2) The City does not yet have a developed funding strategy which has significant impacts on possible phasing, construction timing, etc. For example, if the MPO TIP is identified as a funding source this project could potentially require multiple phases to implement and the earliest construction funding would be available is 2029. It would be premature to start the design of a project so far in advance knowing the 'existing conditions' are changing on these corridors and the resulting design plans would be out of date if the City starts too soon.

- 4) Is there currently a plan to bond for the projects we have not yet implemented from the Transportation Plan's High-Priority Bicycle Network buildout (which is actually a pedestrian *and* bicycle network)? If so, can you share it please?  
*(I am answering this question assuming it is directed towards unfunded/unprogrammed projects rather than not yet implemented projects.)* Engineering provided some ideas for consideration in a G.O. Bond. One idea is \$1,000,000 for transportation plan priority projects (e.g., two neighborhood greenways). Another idea is for \$1,400,000 for the Indiana Ave project. The Indiana Ave project is not a priority project in the Transportation Plan but is being identified as a priority project as the SS4A Action Plan is being developed. While additional projects may be desired, staff capacity becomes a limiting factor.
- 5) The budget book notes that the capital budget includes some money for *community*-led traffic calming projects. How much capital is available, and how does this compare to the amount of funding annually for the past several years?  
\$50,000 is proposed in the 2025 budget. Going by memory, I believe this is a consistent value with what the Council Sidewalk Committee has allocated to the program over recent years.
- 6) Does the 2025 budget include funds for *staff*-initiated traffic calming & greenway projects?  
The proposed 2025 annual budget does not include these funds but staff provided a proposal to fund greenway projects with a G.O. Bond.
- If so, how much and what projects are planned at this time? Or if not, why not?  
I assume the budget does not include these projects because the proposed 2025 annual budget has ~\$10,000,000 more in expenses than revenues.
  - How much have we budgeted annually for these staff-led projects in the past several years?
    - 2024 = \$1,200,000 in CRED
    - 2023 = \$858,000 in ARPA and \$377,000 in CCD (\$1,235,000 total)
    - 2022 = \$550,000 in ARPA
    - 2021 = \$405,000 in Alt Trans
  - If we don't fund these projects directly, are there other sources (e.g., MPO, federal grants) through which we reasonably expect to access funding in 2025?  
Due to their nature and scale, traffic calming and neighborhood greenway projects are not the best candidates for typical federal funding opportunities (e.g., MPO). There may be some overlap between this question and the \$75,000 P&T has budgeted for a program to implement low cost/trial infrastructure in which P&T also intends to apply for SS4A Demonstration Grants to further that new program.

- 7) From 2020 - 2024 (including projections through the end of this year)—i.e., during the first five years of the High-Priority Network buildout:

If necessary, we can research and pull this data but it would be time consuming and I don't have the ability to do it within our time constraints to answer questions. Some costs may be difficult to answer given not all projects were City managed (e.g., Fee Lane north of 17th was a project completed by IU). Happy to discuss further.

- What was the total capital outlay
- How much of that was a direct city contribution (whether annual budget, GO bond, TIF bond, etc.)?
- (Note:  $2 / (1+2)$  should give us our leverage ratio for accessing state, federal, or private funding.)

For reference below are priority road segments that utilized at least some funds that were not direct city contributions:

- B-Line Connection to 17th (MPO)
- High Street, Winslow to Arden (MPO)
- 17th Street, I-69 to Eagleson (State, MPO, IU)
- Fee Lane, 17th to Bypass (IU)

- 8) What is the approximate total capital outlay to *finish* the buildout of the High-Priority Network? (I'm assuming this would take multiple years given the current status of ~2/3 "completion" (built or funded) and the inherent limitations of what can be accomplished in one year.) Feel free to give low, medium, and high estimates or otherwise add caveats/assumptions in making these high-level projections.

To continue implementing projects as the City has, the total cost estimate is approximately \$20,000,000. However, if the City was to construct all the identified improvements on the priority corridors the cost estimate would be closer to \$40,000,000.

- 9) Given our historical ability to leverage external funds (identified above over the first five-year period of buildout), approximately what amount of *direct city contribution* (whether budgeted or bonded) would be needed to reach the *total capital* required to build out the final ~1/3 of the High-Priority Network?

Great question with what I believe is a complicated answer that depends on the City's desired timeline and priorities. For example, if the goal is buildout in the next few years it is likely it will need to be funded primarily/entirely with direct city contributions (we'd also need to think carefully about staff capacity). If the time horizon is longer, it opens the door to more outside funding opportunities but then the following question also needs to be answered: How does the City prioritize between the 'priority bicycle facilities network', projects focused on the high injury network, a possible sidewalk master plan, infrastructure maintenance, etc.?

- 10) Zooming out, based on our adopted Transportation Plan and goals, the forthcoming SS4A Action Plan, and a goal of zero deaths *and* zero serious injuries by 2039 (noting 14 deaths and 739 serious injuries from 2018-2022), what is your professional opinion

about the level of city funding (especially capital expenditures) needed annually for these purposes—taking into account the fact we will of course leverage as much external funding as possible? (Note: I'm not asking what has currently been made available or where such funding would come from; rather, I'm simply trying to understand, based on your best professional judgment, what would be needed to meet our goals.)

Generally speaking it's clear that additional funding will be required to achieve this goal but I am not in a position to estimate how much additional funding may be needed at this time. I asked the team (Toole) working on the SS4A Action Plan to develop an estimate of what resources the City may need to realize this goal both with funding for projects and potential staff resourcing so those critical details can be discussed and considered as the plan moves forward towards adoption.

11) From questions regarding the Controller's Intro presentation on 8/26/24:

How is the money from the former CRED fund (which reverted to the General Fund in 2023) being used?

Specific to Engineering, the Department has \$1,200,000 of CRED budgeted in our accounts. These funds have yet to be spent/encumbered but will be utilized to fund the construction of the [Longview](#) and [Thornton](#) neighborhood greenway projects currently in development. If there are surplus funds after those contracts are awarded, it is likely they will be encumbered to fund the design of a future greenway project.

Engineering is also coordinating with PW/Street given \$200,000 of what is in their account is intended to fund the design phase of two traffic signal modernization projects.

Engineering is also managing the [downtown street maintenance project](#) which utilizes some PW/Street CRED funds for the roadway maintenance, some P&T CRED funds for the safety improvement, and some Parking funds (not CRED) for the parking maintenance and ADA parking space components of the project. At this point we have a known contract price but final project costs and breakdowns won't be known until project completion.

**Questions regarding the Budget Presentation for  
Bloomington Transportation Corporation 8/28/24  
Director John Connell, Controller Christa Browning**

**Councilmember Asare's Questions**

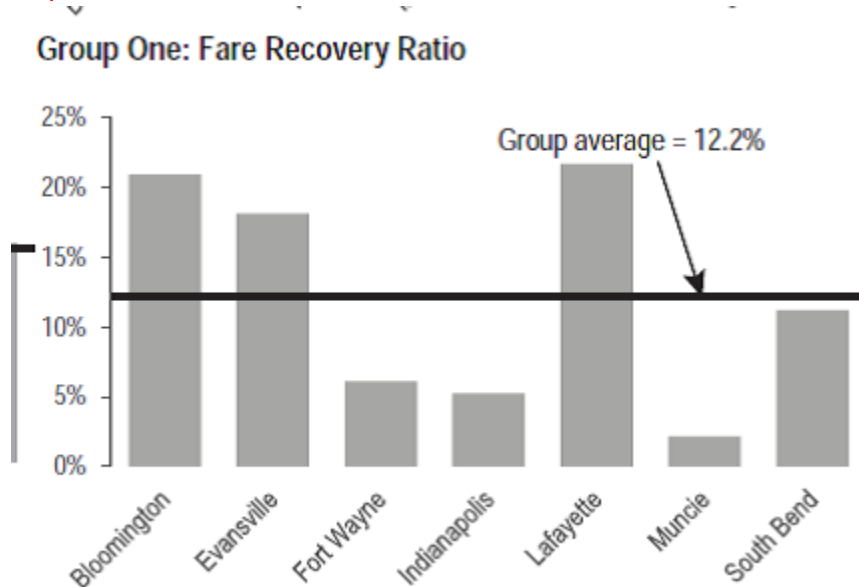
Downtown circulator? How can we get this in the budget?

Phase II of the BRT Green Line study, which is currently underway, includes the market analysis of a downtown circulator route and its impact on the proposed Green Line.

**Councilmember Stosberg's Questions**

- 1) Is it typical for public transit to be heavily subsidized?

Mr. Connell answered this question with a page from the 2023 Indiana Public Transit Annual Report.



System	Total Ridership			Total Vehicle Miles		
	2022	2023	Percent Change	2022	2023	Percent Change
Bloomington	1,973,733	2,523,068	27.83%	1,013,796	1,101,757	8.68%
Evansville	823,586	906,183	10.03%	1,247,951	1,255,255	0.59%
Fort Wayne	1,242,583	1,561,932	25.70%	1,811,283	1,882,821	3.95%
Indianapolis	5,552,608	6,889,357	24.07%	9,458,394	9,685,006	2.40%
Lafayette	3,619,901	4,448,266	22.88%	1,911,648	1,864,546	-2.46%
Muncie	838,726	919,135	9.59%	870,714	916,932	5.31%
South Bend	1,145,820	1,255,253	9.55%	1,539,511	1,711,934	11.20%
<b>Total</b>	<b>15,196,957</b>	<b>18,503,194</b>	<b>21.76%</b>	<b>17,853,297</b>	<b>18,418,251</b>	<b>3.16%</b>



- 2) What are the most recent ridership numbers, including any microtransit zone breakdowns you might have?

Year to Date 2024 BT Ridership: 1,314,220 Fixed Route, 19,085 Access, (through July)

Micro Transit launch July 15th, has not been aggressively advertised due to a driver shortage. Ridership since the launch averages 1-4 trips per day.

### Councilmember Piedmont-Smith's Question

- 1) The projects in your memo that are funded by ED-LIT add up to \$4,877,746. The city commitment is to transfer \$3,806,100 to BT each year. So can we assume \$2,494,746 of the \$4,877,746 total is from 2024 ED-LIT funds? Then that means only \$2,383,000 in 2025 ED-LIT funds are budgeted. There is \$1,423,100 in 2025 ED-LIT commitment remaining - how will that be spent? Or am I misunderstanding the numbers?

Carryover ED-LIT funds will be used for a portion of local matching funds for the New Administration, Operations and Maintenance Complex. BPTC plans to apply for \$35,000,000 in discretionary federal funding and will need \$8,750,000 in local matching funds. Project Funding Details Below:

### FINANCIAL PLAN FOR NEW BPTC ADMINISTRATION, OPERATIONS AND MAINTENANCE COMPLEX

Project Components		Cost Estimate:
1. Property Acquisition Consultant Services (Local Funding in Obligated)		\$250,000
Consultant under contract to identify suitable and viable potential sites in accordance with the standards established in the Final Report of the Wendel/WilburSmith Facility Expansion Feasibility Study. Consultant given Notice to proceed with NEPA study on top ranked parcel.		
2. Land Purchase (Local and Federal Funds Accrued)		\$10,000,000
STP Flex Funds	FY2022	\$69,575
	FY2023	\$3,978,983
	FY2021	\$701,497
	FY2023	\$3,249,945
Total Federal		\$8,000,000
Local Funds		\$2,000,000
Total		\$10,000,000
3. Preliminary A & E, Site Plan		\$600,000
Local Funds Accrued	FY2024 ED-LIT	\$600,000


4. Final Design and Construction		\$43,750,000
FTA 2024 5339(b) Bus & Bus Facilities Competitive Program		
	\$35,000,000*	
Local, State PMTF, ED- LIT	\$8,750,000	
Total	\$43,750,000	

**Questions regarding the Budget Presentation for  
City of Bloomington Utilities 8/28/24  
Director Katherine Zaiger**

**Councilmember Stosberg's Question**

- 1) To follow up on Isabel's inquiry about shut offs, are shut offs happening to the same customers repeatedly, or are these shut offs of 9000 unique customers? Are there seasons where there tend to be more shut offs?

The 9000 shut off requests that were referenced in the budget memo are not all unique customers. Additionally, it should be noted that these shut off requests occur when a customer is delinquent on their account and a request is made by customer service staff to have our field staff shut off the water. Often when a request is made, the customer will pay before the actual shut off occurs. This means that the number of these requests that result in physical shut-offs is lower. This is the first year that we have been able to collect data through Cityworks on these work orders so we should have year to year data on these physical shut offs by the end of next year. Shut-offs are done on a weekly basis and we did not identify that the shut offs were happening with any seasonality.



# **Thursday, 29 August – Day 4**

## **Questions and Answers from:**

***Office of the City Clerk***

***Office of the Common Council***

***Office of the Mayor***

***Information and Technology Services (ITS)***

***Human Resources***

***Legal Department***

***Office of the Controller (including the Capital***

***Improvement Board, CIB)***

**Questions regarding the Budget Presentation for  
Office of the City Clerk 8/29/24  
City Clerk Nicole Bolden**

**Councilmember Piedmont-Smith's Question**

What are the outcomes you hope to achieve in 2025, and how will your budget proposal help you get there?

Board and Commission appointments completed within 2 months of vacancy/publication-

Minutes prepared within 2 weeks of meeting-

Parking citation appeals processed and completed within 2 weeks of receipt-

Funding for the new staff member to have the primary role of working with B&C, with additional support from the administration and council, will allow other staff members to focus on their respective duties. Continuing to fund supplies, education, and staff will allow for successful outcomes, rather than seeing staff spend time trying to compensate for a lack of resources.

**Questions regarding the Budget Presentation for  
Office of the City Council 8/29/24  
*Interim Attorney/Administrator Ash Kulak***

**Councilmember Stosberg's Question**

- 1) How long have the \$1000 and \$800 bonuses for President and Vice President been in place? How can we change that to more adequately compensate for the additional work the President and Vice-President do?

The stipend was first given in 2019 by the 2018 Salary Ordinance for Elected Officials.

The stipend did not exist in 2018.

It has not been increased since it was first provided and it could be increased by adding a higher amount in the Ordinance you pass this year for 2025.

**Questions regarding the Budget Presentation for  
Office of the Mayor 8/29/24  
Deputy Mayor Gretchen Knapp**

**Councilmember Stosberg's Question**

- 1) I would like to see a chart of the mayoral salary changes over the last 5 years. Thank you!

**Mayor's Salary**

2014 - \$97,373.28

2015 - \$99,321

2016 - \$101,307

2017 - \$103,333

2018 - \$105,400

2019 - \$107,508

2020 - \$114,558

2021 - \$121,847

2022 - \$125,198

2023 - \$131,458

2024 - \$138,031

All OOTM positions (data unavailable for 2015/14):

	Positions	Personnel Budget
2024	8	1,014,444.00
2023	8	962,490.00
2022	8	904,487.00
2021	8	872,031.00
2020	8	845,000.00
2019	8	822,989.00
2018	7	724,151.00
2017	6	618,944.00
2016	4	430,298.00
2015	4	
2014	5	

**Councilmember Piedmont-Smith's Questions**

- 1) What are the 1-year plans and the 3-year plans of your administration that are referenced in the budget book (specifically in ITS, page 330 of budget book PDF)? Are the 1-year plans the same as the 1-year goals summarized at the end of the OOTM budget memo?

Yes, these are 1-year and 3-year goals from the Cabinet's retreat in June. The 1-year goals were all listed in the budget book and were only finalized in late July. The 3-year

goals are still in a raw state from post-its and have not been evaluated/wordsmithed yet to share.

2) How has the City Council been part of developing the above action plans?

It would be helpful to separate the idea of goals—which is what Cabinet created during our retreat to lay out our work together—and action plans, which might include existing plans such as the Transportation Plan, the housing plans required by HUD, the Heading Home plan, etc., as well as new plans that are needed but don't exist yet. The goals are not action plans themselves. The action plans referenced within some goals are largely existing plans that have already gone through City Council. Some goals relate to new plans that we need to develop: for example, long-term financial plans and aging facilities plans (for Parks and Public Works, for example). These new plans would either come to Council for consideration and funding, or simply provide information (in the case of financial forecasting and planning) to improve our budgeting work together in the future. Some, such as the Comprehensive Plan HAND is working on, are required by HUD. Many goals are operational: how can we execute more efficiently with limited resources? What software we use, how we turn HR processes from paper to truly digital, how to make contracting and procurement forms more efficient, etc.—these are execution issues that do not require legislation or funding from Council (outside of software funding requests in the budget), just improved internal collaboration. Council has created their priorities for funding and legislation; the Cabinet's goals set priorities for execution.

3) Please list all the Action Plans under Goal 1: Ensure Execution on Action Plans.

The post-its that led to this goal named the need for plans to address these areas: 1) street homelessness, 2) housing, 3) public safety, 4) economic development, and 5) infrastructure.

1) The new Heading Home plan for street homeless, released right before the budget, does contain community-wide needs/actions that would be performed by a collaboration of partners, and we expect to come back to Council with requests related to that plan. We also need a Business and Neighborhood Safety & Vitality Plan to address the impacts of street homelessness on our community, and that work will be completed in 2024.

2) HAND is working on the Consolidated Plan required by HUD, which will address many pieces of a broader Housing Plan that incorporates the work already done through many housing studies. This is described in HAND's budget memo and the planning sessions are ongoing and public.

3) A plan for public safety will need to include many community partners and funding sources to address concerns such as mental health and addiction. We will also need to come up with a plan for where to house BPD and how to pay for it, as the public safety bond will be largely used up. A study by an organization such as LEAP (after RFP) has been added to the plan.

4) ESD is working on a strategic plan to guide their work this year.

5) Infrastructure includes needs such as Public Works facilities. DPW was told in 2017 that a plan for facilities would be developed; it's now 7 years later and there is still no



plan, no needs assessment, no cost estimates, nothing to move forward. Outside of these named plans, we know that there are other plans, such as Parks 5-Year Master Plan, that are driven by external processes, and existing plans, such as the Transportation Plan, that provide guidelines—but without a financial plan, are very difficult to make progress on. So, “Ensure Execution on Action Plans” means more than “create a plan.” It also means “Make sure we know what is needed to execute existing plans.”

- 4) Under Goal 1, the City Council is not listed as a partner under “Plans, Partners, Public Input.” Is this an oversight? How can your administration work with the City Council to ensure budgetary, legislative, and community support to implement the action plans? The role of the OOTM is executive, and our particular role in helping staff execute on action plans lies in setting clear expectations, holding ourselves accountable, and assisting staff in solving problems and removing obstacles. For budgetary and legislative support, of course we will come to Council, and involving the community in co-creation is a stated value for all our work. Council is not listed in the OOTM’s departmental goal as a partner for ensuring execution because execution is our main job. That doesn’t mean Council is excluded from a role in the plans themselves. Please see answers under the OOTM introduction for more detail.
- 5) What are the Administration’s plans for the Showers West space? How is the City going to get returns on our investment in Showers West? We have not yet created that plan but will discuss with Council. Those are not questions we have answers for yet.

**Questions regarding the Budget Presentation for  
Information Technology Services 8/29/24  
Director Rick Dietz**

**Councilmember Piedmont-Smith's Questions**

- 1) Meridiam pledged a certain amount of funding for digital equity in its deal with the city a few years ago. Could you please review what that commitment was, what it is being used for, and where we see it in your budget proposal?

Yes, Meridiam/HoosierFiberNetworks provides the City with \$85,000 annually for the length of their agreement with the city. This funding goes into the City's Digital Equity fund. It supports the salary of our Digital Equity Specialist position and funds miscellaneous operational expenses of that position.

- 2) Under Goal 2, Outputs, you have "Keep marked utility strikes below 1 per 4 fiber miles. (Currently 1 per 5 fiber miles)." Please explain what this means.

Utilities strikes occur with underground construction, however we want to keep these incidents to a minimum. The goal is to have no more than 1 strike of a properly marked underground utility for every 4 miles of fiber/conduit installed. We are currently doing better than this and are working to improve this even more.

**Questions regarding the Budget Presentation for  
Human Resources Department 8/29/24  
Director Sharr Pechac**

**Councilmember Piedmont-Smith's Question:**

Even though I asked this during the budget hearings, I still don't understand why \$15K is budgeted for an HR website "makeover" when the entire city website needs to be overhauled, and that expense should be in ITS. Could you please explain? It seems like bad precedent to budget funds for "makeovers" of individual dept websites in individual dept budgets. Our web pages need to be viewed holistically for budget, quality, and design purposes.

I requested \$15,000 for an HR website makeover, but I wasn't aware that the entire city website needs to be overhauled, and that cost should be covered by ITS. I'm open to collaborating on a solution, provided that HR's needs are included to ensure we effectively attract and retain talent.

**Councilmember Flaherty's Questions:**

- 1) Could you please share the details of the Sustainable Commuter Benefit program (participation data, rules for participation (e.g., the benefit eligibility form shared with staff), etc.)?

The following information was sent to all City employees on April 9, 2024.

**NEW Sustainable Commuter Benefit**

The new Sustainable Commuter Incentive combines the former Bike to Work Incentive and the Parking Cash Out Program into one. It allows any Regular employee to receive a taxable \$4 incentive (up to a total annual amount of \$500) for each sustainable commute to and from their worksite for a scheduled shift. All Regular Employees qualify regardless of their worksite location. Employees can record sustainable commutes directly in Time Track, and the additional benefit will be added to their biweekly pay.

To add this commute in Time Track, Employees need to have hours posted for the day. They can then add another block by choosing one of two Earn Codes: (1) **COMMUTE\_EXR** for biking or walking to work, and (2) **COMMUTE** for public transportation, carpooling, or using alternative vehicles like electric bikes or scooters. Employees will provide specifics in Time Track (Earn Reason) for analytical purposes only. Once they reach the \$500 annual maximum, they can no longer add this incentive in Time Track.

In 2023, 8 employees used this benefit, and that number has increased to 57 so far in 2024. We expect further growth as we enhance education and awareness about this benefit.

- 2) Same question re: data/details of the Family Medical Leave and Paid Parental Leave. (Participation rates, details/duration of benefit, what percent salary, is one required to use all PTO before claiming the benefit, etc.)

FMLA is a federal benefit that provides job protection, but employees must use their PTO if they qualify for FMLA. In contrast, Paid Parental Leave is a City-provided benefit. At the end of 2022, two employees participated in the Paid Parental Leave pilot program, and participation grew to 20 in 2023. However, only seven employees have participated so far in 2024.

Paid Parental Leave offers up to 6 weeks off, which can be taken continuously or intermittently, and must be used within the first year. Employees receive their full salary during this leave and do not need to use PTO. HR believes that Paid Parental Leave is a valuable incentive for attracting and retaining talent. We expect participation to grow with increased education and awareness.

To be eligible for Paid Parental Leave, employees must meet FMLA requirements, including being employed for at least 12 months.

**Questions posed during Public Comment (all by the same person):**

- 1) Is this budget going to permanently implement paid parental leave? (This was presented last year in the proposed 2024 budget but still remains as a pilot program currently for some reason. This is imperative for workplace equity and staying competitive in the workforce.)

Yes, HR supports making Paid Parental Leave a permanent benefit. We are currently checking with Legal to ensure there are no additional requirements for establishing it permanently. This benefit is crucial for attracting and retaining talent. In 2023, 20 employees used Paid Parental Leave, and 7 employees have used it so far in 2024. We anticipate that participation will increase as we improve education and awareness about this benefit.

- 2) Has it been considered to change the health club reimbursement program to a broader health reimbursement program so all staff can utilize the benefit? (Memberships specifically being reimbursable are considerably more expensive in Bloomington than the benefit offered itself, and if this could be more aligned with the IU Foundation or IUCU then the benefit could be more competitive locally.)

Gym reimbursements have decreased from 101 in 2023 to 93 so far in 2024. This decline might suggest a slight reduction in employee participation in fitness activities, decreased awareness of the benefit, or changes in personal or lifestyle habits. To address this, additional encouragement

or adjustments to the program—such as increasing the reimbursement amount—could help boost participation.

- 3) What is the percentage of employee usage for the Everside health clinic and is this impacted by the limited hours?

The Everside Employee Clinic opened in January 2024. Shortly thereafter, the City of Bloomington was informed of a merger between Everside and Marathon. Here are the utilization numbers for the clinic by unique employees:

January 35,	April 51,	July 40.
February 26,	May 32,	
March 39,	June 33,	

HR believes that the unexpected merger and the clinic's initially limited days and hours of operation significantly impacted these numbers. With the clinic now open five days a week, we expect utilization to increase. Additional growth is anticipated as we provide more education and raise awareness. The clinic will also offer flu shots, COVID vaccinations, and other preventive and wellness appointments. HR will continue to strategically monitor utilization and return on investment.

- 4) Why has the change in the commuter program not included a different reimbursable rate for all employees if they have hybrid vehicles since there is an overall yearly limit for trips that can be reached? (The changed program currently rewards those who own electric vehicles, of which have remained expensive and the average employee at the city cannot afford, which seems to be rewarding those already with a better economic advantage).

This is a valid question that warrants additional research. HR will definitely explore ways to make the commuter program more inclusive, possibly by adjusting reimbursable rates or expanding the benefits to cover hybrid vehicles as well. Ensuring the program supports a wider range of commuting options and is accessible to all employees is a priority. The Commuter program also includes incentives for employees who walk, ride a bike, or carpool to work. These options are more readily available to all employees, regardless of economic status.

- 5) How many employees actually live in the city, how many own in the city, and how many live outside of the city with limited or no access to public transportation, biking, or walking routes? (This data is important in regard to how applicable benefits programs actually are to all employees instead of a few who can take advantage.)

This is a valid question that requires further research. While ITS can provide some relevant data, HR needs more time to collect and analyze data on employee residences and their transportation options. We agree that this data will help us optimize the Sustainable Commuter Incentive for City employees.

HR and ESD also discussed looking at employee residential data to see what cities or areas outside of Bloomington might have clusters of City employees, and are looking for ways to make this benefit more accessible and easier to use for those employees who don't reside within Bloomington city limits.

HR would like to acknowledge the Sustainable Commuter Incentive has been a challenging benefit to optimize because it only applies to a subset of staff due to so many living outside of Bloomington. HR will continue to research strategies to optimize this benefit and we welcome input from additional stakeholders.

**Questions regarding the Budget Presentation for  
Legal Department 8/29/24  
Corporation Counsel Margie Rice**

**Councilmember Piedmont-Smith's Question**

Where does the revenue for the Risk Management Fund come from?

The Risk Management Fund is an interdepartmental service fund. That means that the revenue is based on the cost. The cost is liability insurance, staff to respond to all claims and liability insurance requests, and equipment such as a vehicle, gas, training supplies and safety equipment. Departments pay into the fund based on their historical liability claims. Utilities, Public Works, Sanitation, Fleet, Parking Garages, Parking Meters, Parks, Street Division. The staff inspect accidents, take pictures of the scene or damage, train staff on risk related activities especially cleanups. If a staff person is injured during a clean up - the risk division will get maximum coverage of the claim if they have provided proper training and equipment to the staff doing the cleanup. The goal of risk is to minimize risk to the city - through prompt response to claims and pro active training and equipping of city staff.

No questions for the CIB.



No questions for the Controller's Office.

## 2025 New Full-Time Equivalent Positions

Department	Request	Position	Additional FTE(s)	Fiscal Impact
HAND	New Position	Federal Compliance Monitor	1	\$111,754.10
HAND	New Position	Neighborhood Compliance Officer	1	\$81,047.95
Mayor	New Position	Homelessness Community Coordinator	1	\$93,476.50
ESD	New Position	Capital Project Manager	1	\$111,754.10
Public Works - Fleet Maintenance	New Position	Service & Capital Coordinator	1	\$99,568.85
Engineering	Temporary to Permanent	Engineering Field Specialist	1	\$24,503.03
Utilities Administration	New Position	Instrumentation & Controls Specialist	1	\$95,043.00
Utilities Environmental	New Position	Hazardous Materials Inspector	1	\$70,213.64
				\$687,361.17

ED LIT Comparison 2024 v 2025				
Department	Category	2024	2025	
Controller	Category 1	\$1,236,975.36	\$1,262,302.46	
Controller	Category 3	\$1,100,111.00	\$2,536,306.00	
ESD	Category 3	\$5,680,100.00	\$6,091,350.00	1
Fire	Category 1	\$539,692.48	\$417,515.87	2
Fire	Category 3	\$1,214,501.00	\$5,500.00	3
CFRD	Category 1	\$70,883.16	\$74,447.29	
CFRD	Category 3	\$989,133.00	\$989,133.00	
Human Resources	Category 1	\$1,144,386.70	\$987,971.99	4
Human Resources	Category 3	\$58,772.00	\$58,540.00	
Police	Category 1	\$1,700,610.61	\$1,821,053.14	
Police	Category 3	\$856,442.00	\$16,442.00	5
HAND	Category 1	\$74,399.44	\$75,115.04	
HAND	Category 3	\$835,000.00	\$850,000.00	
PW - Facilities	Category 1	\$486,000.00	\$486,000.00	
ITS	Category 2	\$5,000.00	\$0.00	
ITS	Category 3	\$464,969.00	\$0.00	
ITS	Category 4	\$65,000.00	\$632,500.00	6
TOTAL		\$16,521,975.75	\$16,304,176.79	
	1 Additional Grants			
	2 Less OT in 2025 compared to 2024			
	3 Bond payments moved to Controller for 2025			
	4 No personal services in 2025			
	5 Bond payments moved to Controller for 2025			
	6 ITS opted to use 2025 funds for virtual servers and data storage (IU Data Center)			