



**City of Bloomington
Board of Public Safety**

**AGENDA
BOARD OF PUBLIC SAFETY
REGULAR MEETING
TUESDAY, APRIL 17, 2018
AT 5:00 P.M.
BLOOMINGTON CITY HALL
401 N MORTON STREET
BLOOMINGTON, IN 47404
MCCLOSKEY CONFERENCE ROOM**

1. CALL TO ORDER
2. APPROVAL OF MINUTES
 - a. March 20, 2018
3. POLICE DEPARTMENT BUSINESS
 - a. Report on Monthly Statistics and Training Update; Letters Of Appreciation and Commendation
 - b. General Business
 - c. Purchases: Expenditures/Procurements
 - d. Personnel Issues
4. FIRE DEPARTMENT BUSINESS
 - a. Report on Monthly Statistics and Training Update; Letters Of Appreciation and Commendation
 - b. General Business
 - c. Purchases: Expenditures/Procurements
 - d. Personnel Issues
 - e. Promotions
5. BOARD BUSINESS
 - a. Review of BPS Payroll
6. OTHER BUSINESS
 - a. Police Department & Fire Department Tours for Board Members
7. PUBLIC COMMENT
8. ADJOURNMENT

BLOOMINGTON BOARD OF PUBLIC SAFETY

The Bloomington Board of Public Safety held its regular monthly meeting on **Tuesday, March 20, 2018, at 5:00 p.m.**, in the City of Bloomington City Hall McCloskey Conference Room located at 401 N. Morton Street, Bloomington, Indiana.

CALL TO ORDER

Chairperson Susan Yoon called the meeting to order. Board members present were Luis Fuentes-Rohwer and Martin McCrory. Others attending are listed on the attached sheet.

APPROVAL OF MINUTES

Fuentes-Rohwer made a motion to approve the January 16, 2018 minutes. McCrory seconded the motion and the motion carried.

McCrory made a motion to approve the February 20, 2018 minutes. Yoon seconded the motion. Fuentes-Rohwer abstained since he was not present for that meeting. This is the meeting where there was no quorum and the two people who were there are present so the motion carried.

Fuentes-Rohwer made a motion to approve the February 26, 2018 BPS Special Meeting minutes. McCrory seconded the motion and the motion carried.

Finalizing The Fire Chief's Discipline Findings and Decision of Richard Garvin

Yoon asked for a motion to amend the agenda and add the item to approve the Finalization for the Fire Chief's Discipline regarding Chauffeur Richard Garvin. Fuentes-Rohwer moved to amend the agenda and McCrory seconded the motion. The motion carried.

Yoon also asked for a motion to move Agenda Item #6 which was the POLICE CHIEF'S DISCIPLINARY REVIEW, up on the agenda before the Police and Fire Department Business. Fuentes-Rower motioned to move it up on the agenda. McCrory seconded the motion and the motion carried.

Yoon now asked for a motion to finalize the Fire Chief's discipline regarding the decision of Administrative Leave for Richard Garvin. McCrory moved and Fuentes-Rohwer seconded the motion and the motion carried.

Police Chief's Disciplinary Review

Discussion regarding the Police Chief's discipline began. City Attorney Michael Rouker, who is also the attorney who supports the Police and Fire Departments, explained the process. Board Attorney Chris Wheeler made some comments. The Board Members asked questions of Chief Mike Diekhoff. Edward Merchant, the Attorney representing the Police Officer, made some comments. The

Board Members asked questions. After a very lengthy discussion, Fuentes-Rohwer made a motion to uphold the Chief's Discipline. McCrory seconded the motion and the motion carried.

POLICE DEPARTMENT BUSINESS

Training and Incident Reports and Statistics; Letters of Appreciation and Commendation

Deputy Chief Joe Qualters reported on the monthly statistics, training and letters of appreciation and commendation.

General Business

Chief Mike Diekhoff reported that the first week of March, two assessors from CALEA (Commission on Accreditation for Law Enforcement Agencies) came and spent three days. They reviewed the current policies and had a public session for the public to come in and comment on the CALEA process. They also had a "phone-in" session where they advertised and had people phone-in and they answered questions regarding the accreditation process. They found no major problems. A few tweaks were made for some wording of some of the policies. It appears that BPD is on track to be accredited in July 2018. There was "Coffee with a Cop" at the College Mall. One of the Police vehicles was pulled into the mall so people could see it. It was a good turnout. Another "Coffee with a Cop" is scheduled close to the "Little 500" that is usually in April. BPD and IUPD partners on this even and has been held in front of the Auditorium the past few years to reach a lot of students. Don't know exactly when the date is but will let you know.

Purchases: Expenditures/Procurements

None.

Personnel Issues

A part time Community Engagement/CALEA Manager has been hired (Brittany Murphy) which is a civilian position. This person will maintain the CALEA Certification as well as increase community engagement opportunities. There is one person on light duty, three openings to be filled in May, two people resigned, and four openings that will occur in April. An extensive discussion was held regarding why people are resigning.

Rules & Regulation Update

Rouker reported out pertaining to the CALEA update. Qualters made some comments. The new version of the update pertains to the whole department and not just the "sworn" officers. After a lengthy discussion, Fuentes-Rohwer made a motion to adopt Resolution 18-01, Amendment Chapter 2 Section C of the Bloomington Police Department's Rules & Regulations. McCrory seconded the motion and the motion carried.

Owens (ERS/OCI Wireless) Communications Contract

Rouker reported out. This is a contract that dealt with Police and Fire communications equipment. Owens Communication is now ERS/OCI Wireless. Bids come through and according to the stipulations, a company is chosen. Owens/ERS/OCI has had the contract for a while. Yoon cares about the information, but doesn't necessarily want to deal with the contracts. Wheeler suggested that meetings need to be held to find out what Board members want. The Board decided on this particular topic, not to make a motion. Locution Contract - Moore gave a detailed report and the benefits of using this company. Diekhoff made comments.

FIRE DEPARTMENT BUSINESS**Training and Incident Reports and Statistics; Letters of Appreciation and Commendation**

Chief Jason Moore reported on the monthly statistics, training, and letters of appreciation and commendation.

General Business

An attempt was made to try to change the hiring process in February. That did not get done but there are no vacancies as of now and no planned vacancies. BFD wants to change a portion of the process to make it standardized. The approval was given to BFD to change the vendor for the pre-test. Physicals are being conducted this week. The physical provider has been changed.

Purchases: Expenditures/Procurements

The new Engine should be delivered in 3-4 weeks. BFD plans on doing a "Push-in Ceremony" on the East Side station. Truck 1 which is the \$1.178 Million truck, is scheduled to be delivered around November/December. You won't see the invoice until the truck is delivered. The Board will be invited to the Ceremony. Next week is the first monthly interagency training with the Township Departments.

Personnel Issues

There are three people on light duty. One on Administrative Leave without pay.

Review of BPS Payroll

- a. Chief Diekhoff and Chief Moore agreed the payrolls were correct.

OTHER BUSINESS

- a. Police Department & Fire Department Tours for Board Members – Recording Secretary Renée Rose will get with the Department with some dates to present to the Board at the April meeting.

Public Comment

None.

Fuentes-Rohwer moved to adjourn the meeting.

Respectfully submitted,

Renée Rose, Recording Secretary
Board of Public Safety

The minutes of the March 20, 2018, Board of Public Safety meeting are approved this 17th day of April, 2018.

Justin Yoon
Mark C. McGraw [Signature]

Bloomington Police Department

Board Of Safety

Statistical Report

March 2018



Bloomington Police Department Board of Public Safety Statistical Report

ARRESTEES (MISD. & FELONIES)		
MONTH	2017	2018
January	180	177
February	187	187
March	232	245
April	263	
May	203	
June	271	
July	261	
August	218	
September	246	
October	194	
November	182	
December	206	
TOTALS:	2643	609

JUV REFERRAL (MISD. & FELON)		
MONTH	2017	2018
January	14	24
February	11	21
March	18	25
April	18	
May	16	
June	19	
July	21	
August	21	
September	31	
October	38	
November	14	
December	11	
TOTALS:	232	70

DOMESTIC VIOLENCE CASES		
MONTH	2017	2018
January	18	55
February	18	39
March	22	34
April	40	
May	31	
June	39	
July	43	
August	36	
September	38	
October	20	
November	44	
December	42	
TOTALS:	391	128

UCR/IND. HATE CRIMES		
	2017	2018
Jan-Mar	1	2
Apr-June	4	
July - Sept	3	
Oct - Dec	2	
TOTALS:	10	2

CALLS FOR SERVICE		
MONTH	2017	2018
January	3784	4191
February	3681	4021
March	4528	4601
April	4650	
May	4473	
June	4679	
July	4738	
August	4942	
September	4824	
October	4575	
November	4070	
December	3988	
TOTALS:	52932	12813

NOISE CFS		
MONTH	2017	2018
January	135	114
February	152	139
March	169	121
April	253	
May	113	
June	81	
July	75	
August	164	
September	203	
October	250	
November	139	
December	87	
TOTALS:	1821	374

MUNICIPAL VIOLATION		
MONTH	2017	2018
January	4	11
February	5	9
March	21	7
April	56	
May	4	
June	7	
July	7	
August	29	
September	42	
October	16	
November	8	
December	5	
TOTALS:	204	27

Bloomington Police Department Board of Public Safety Statistical Report

2018	JAN	FEB	MAR	APR	MAY	JUNE	JULY	AUG	SEP	OCT	NOV	DEC	TOTAL
HOMICIDE	1	0	0										1
ROBBERY	1	3	5										9
BURGLARY	40	30	37										107
LARCENY	113	159	150										422
VEHICLE THEFT	13	16	13										42
ARSON	1	0	0										1
	169	208	205	0	0	0	0	0	0	0	0	0	582

2017	JAN	FEB	MAR	APR	MAY	JUNE	JULY	AUG	SEP	OCT	NOV	DEC	TOTAL
HOMICIDE	0	1	0	0	0	0	0	0	0	1	0	1	3
ROBBERY	8	3	8	7	3	2	5	6	7	6	3	3	61
BURGLARY	45	34	32	38	48	60	45	47	36	46	40	31	502
LARCENY	135	121	156	137	151	163	149	194	249	195	182	162	1994
VEHICLE THEFT	13	10	10	21	18	18	12	20	31	18	16	13	200
ARSON	0	5	2	2	2	3	1	0	1	0	1	0	17
	201	174	208	205	222	246	212	267	324	266	242	210	2777

Disclaimers: ** Some monthly totals may change from previous calculations based on the date compiled and what data is available at that time. ** Case information listed above is NOT based on Uniformed Crime Reporting standards set by the Federal Bureau of Investigations. It is a compilation of crimes worked by the Bloomington Police Department during that month, regardless of the outcome. ** The definition of Domestic Battery changed in 2017.



City of Bloomington
Police Department
MEMORANDUM

To: Deputy Chief Qualters
From: Lieutenant Kovach
Date: April 1, 2018
Re: March Detective Division Monthly Report

Detective Division Assigned Cases:	63
Cyber Crimes	1
Death Investigations	2
White Collar/Fraud	19
Major Crimes	3
Missing Persons	3
Crimes against Persons	10
Property Crimes	16
Sex Crimes	8
Special Investigations	1
Cases Cleared By Arrest:	12
Criminal Charges:	24
Level I Felony	0
Level II Felony	0
Level III Felony	2
Level IV Felony	0
Level V Felony	3
Level VI Felony	6

Misdemeanors:	13
Cases Assigned to Other Agency:	3
Cleared by Exception Cases:	1
Probable Cause Filed:	2
WOW:	3
Unfounded Cases:	11
DPR:	99

Dates Trainings Attended	Total Training Hours	Number of Officers Trained
3/21/2018	1	5
3/21/2018	2	5
3/21/2018	4	5
3/19/2018	2	5
3/19/2018	2	5
3/19/2018	1	5
3/19/2018	1	5
3/19/2018	1	5
20-Mar	1	5
3/20/2018	1	5
3/20/2018	2	5
3/20/2018	3	5
3/21/2018	7	5
3/29/2018	2	6
03/05-03/09	30	3
3/1/2018	7	2
3/1/2018	2	1
1-Mar	1	1
3/19/2018	0.5	10
3/21/2018	1.25	1
3/21/2018	1.25	1
3/21/2018	1.25	1
3/21/2018	1.25	1
3/22/2018	1.25	1
3/22/2018	1.25	1
3/22/2018	1.25	1
3/22/2018	1.25	1
3/22/2018	1.25	1
3/23/2018	1.25	1
3/23/2018	1.25	1
3/22/2018	7	1
March	2	5
March	23	1
3/15/2018	3	8
3/26/2018	24	8
3/15/2018	7.5	9
3/22/2018	7	8
3/21/2018	7	2

Training Name/Description:

MT: Criminal Intel
MT: Edged Weapons
MT: Active Shooter/Building Searches
MT: Scenario Training(Missing Persons, DV, SIDS,Child Abu,Dementia, Homeless,Mental Health
MT: Human Trafficking
MT: Elderly Drivers
MT: Protection Order Assistance Program
MT: SFST
MT: Mental Health: Road to Resilence
MT: Crowd Control- Basic Commands
MT: Defensive Tactics - Baton, OC and Pressure Points
MT: Fire Arms
Hostage Neg training:
Strangulation Supplemental form
PELA - Police Executive Leadership Academy
First-Line Supervision
LMS Course:ERG- Emergency Response Guidebook
LMS Course:IDHS AND IPSC 800 MHZ Radio Training
DM: School Threats
CALEA: SRO programs
CALEA: Getting Started with Your Accreditation
CALEA: Written Directives and Proof Compliance
CALEA: What is Empathy Got to Do with it?
CALEA: How to Manage Files for Compliance
CALEA: Preparing an Analysis and Time Sensitive Standards
CALEA: Social Media 911
CALEA: Why Community Outreach Programs are Important to 911
CALEA: Peer to Peer Connection
CALEA: Leading with Accrediation
DV Coalitaton Conference
Breath Test
K9 Training
CDU: Firearms
CIRT: Zeroing and Qualls/ Basic Tactical Movement in shoot house/shoot-no shoot situations
CDU: Management/Tactics/ Firearms/Radio - ops channel
CDU: Surveillance/Firearms/Medical/arrest teams/commands
Breath Test Certification

Total

**Total # of
hours
trained**

5
10
20
10
10
5
5
5
5
5
10
15
35
12
90
14
2
1
5
1.25
1.25
1.25
1.25
1.25
1.25
1.25
1.25
1.25
1.25
1.25
7
10
23
24
192
67.5
56
14

670

Letters of Appreciation

and

Commendation



None



**City of Bloomington Fire Department
Board of Public Safety Report**

BLOOMINGTON



*Established
February 17, 1900*

April 2018

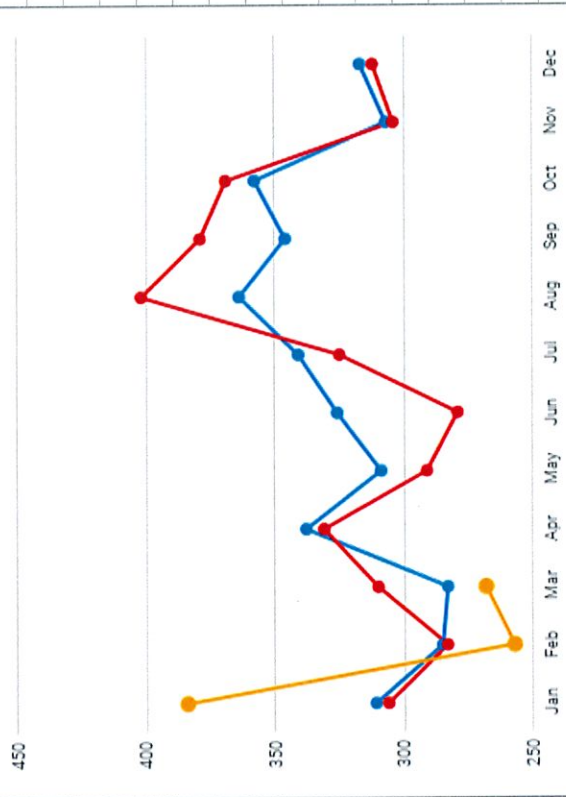
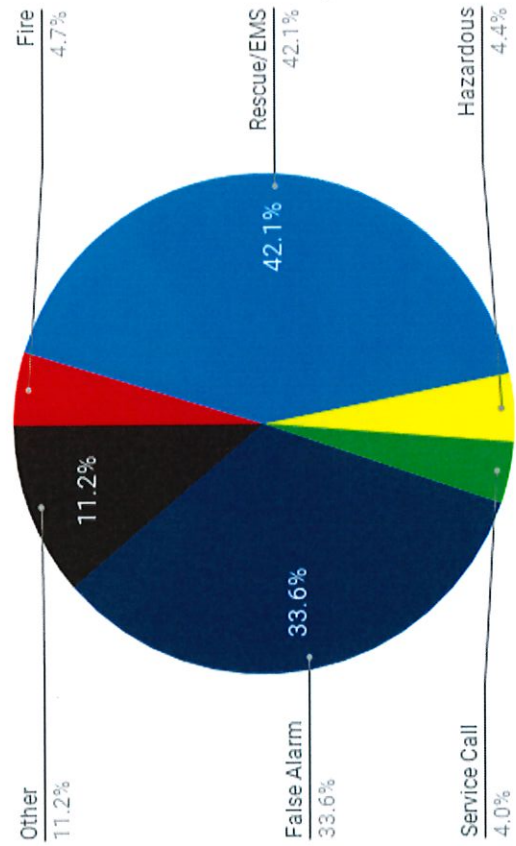
Fire Operations

Incident Type Summary, Response by Area Summary, I.U. Incident Type Summary, Runs by District Percentage, Runs by Unit Summary, and Response Time Analysis/Percentage

**Bloomington Fire Department
Incident Type Summary**

Call Types	YTD	Jan	Feb	Mar	Apr	May	Jun	Jul	Aug	Sep	Oct	Nov	Dec
Fire	43	19	12	12									
Rescue/EMS	383	141	123	119									
Hazardous Condition	40	15	13	12									
Service Call	36	10	12	14									
False Alarm	305	160	68	77									
Other	102	39	29	34									
2018 Runs	909	384	257	268									
2017 Runs	3885	311	285	283	338	309	326	341	364	346	358	307	317
2016 Runs	3891	306	283	310	331	291	279	325	402	379	369	304	312

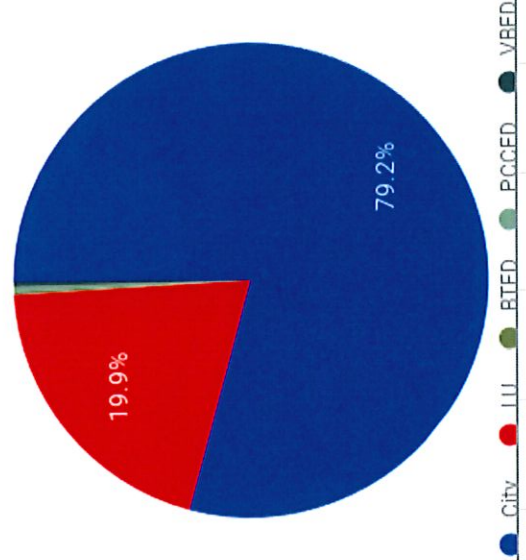
YTD INCIDENT TYPE PERCENTAGES



**Bloomington Fire Department
Response by Area Summary**

Call Types	YTD	Jan	Feb	Mar	Apr	May	Jun	Jul	Aug	Sep	Oct	Nov	Dec
City	720	292	208	220									
I.U.	181	88	47	46									
Salt Creek	0	0	0	0									
Polk	0	0	0	0									
BTFD	2	1	0	1									
PCCFD	3	2	0	1									
VBFD	3	1	2	0									
EVFD	0	0	0	0									
Benton	0	0	0	0									
Other	0	0	0	0									
2018 Totals	909	384	257	268	0	0	0	0	0	0	0	0	0
2017 Totals	3885	311	285	283	338	309	326	341	364	346	358	307	317
2016 Totals	3891	306	283	310	331	291	279	325	402	379	369	304	312

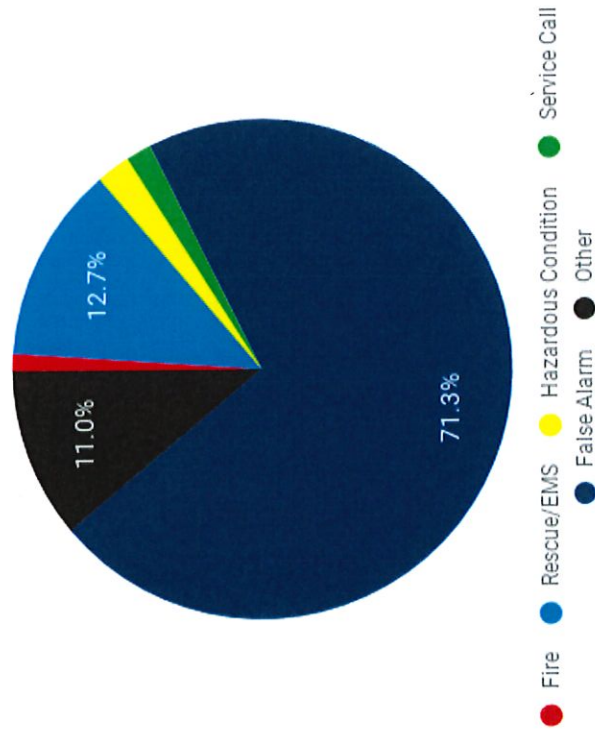
YTD Response by area percentages



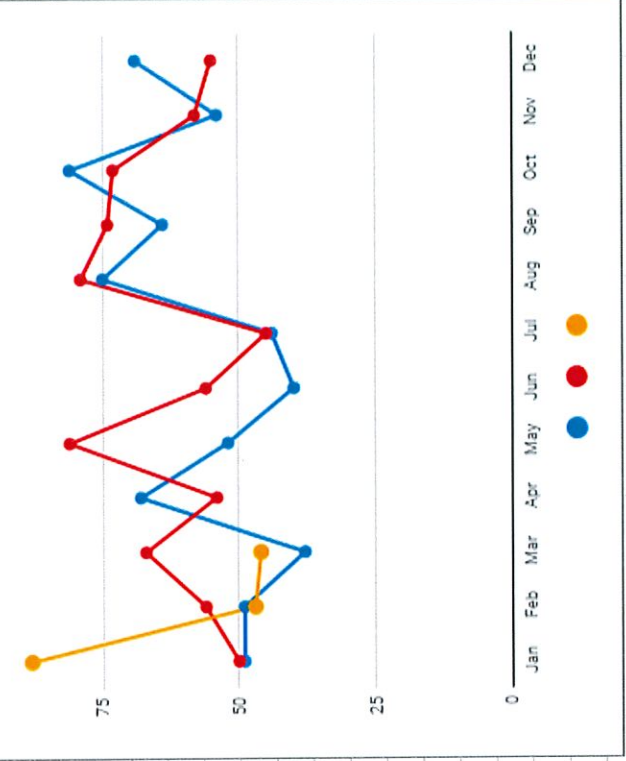
**Bloomington Fire Department
I.U. Incident Type Summary**

Call Types	YTD	Jan	Feb	Mar	Apr	May	Jun	Jul	Aug	Sep	Oct	Nov	Dec
Fire	2	2	0	0									
Rescue/EMS	23	8	6	9									
Hazardous Condition	4	2	1	1									
Service Call	3	1	0	2									
False Alarm	129	70	32	27									
Other	20	5	8	7									
2018 Runs	181	88	47	46									
2017 Runs	683	49	49	38	68	52	40	44	75	64	81	54	69
2016 Runs	748	50	56	67	54	81	56	45	79	74	73	58	55

YTD I.U. INCIDENT TYPE PERCENTAGES

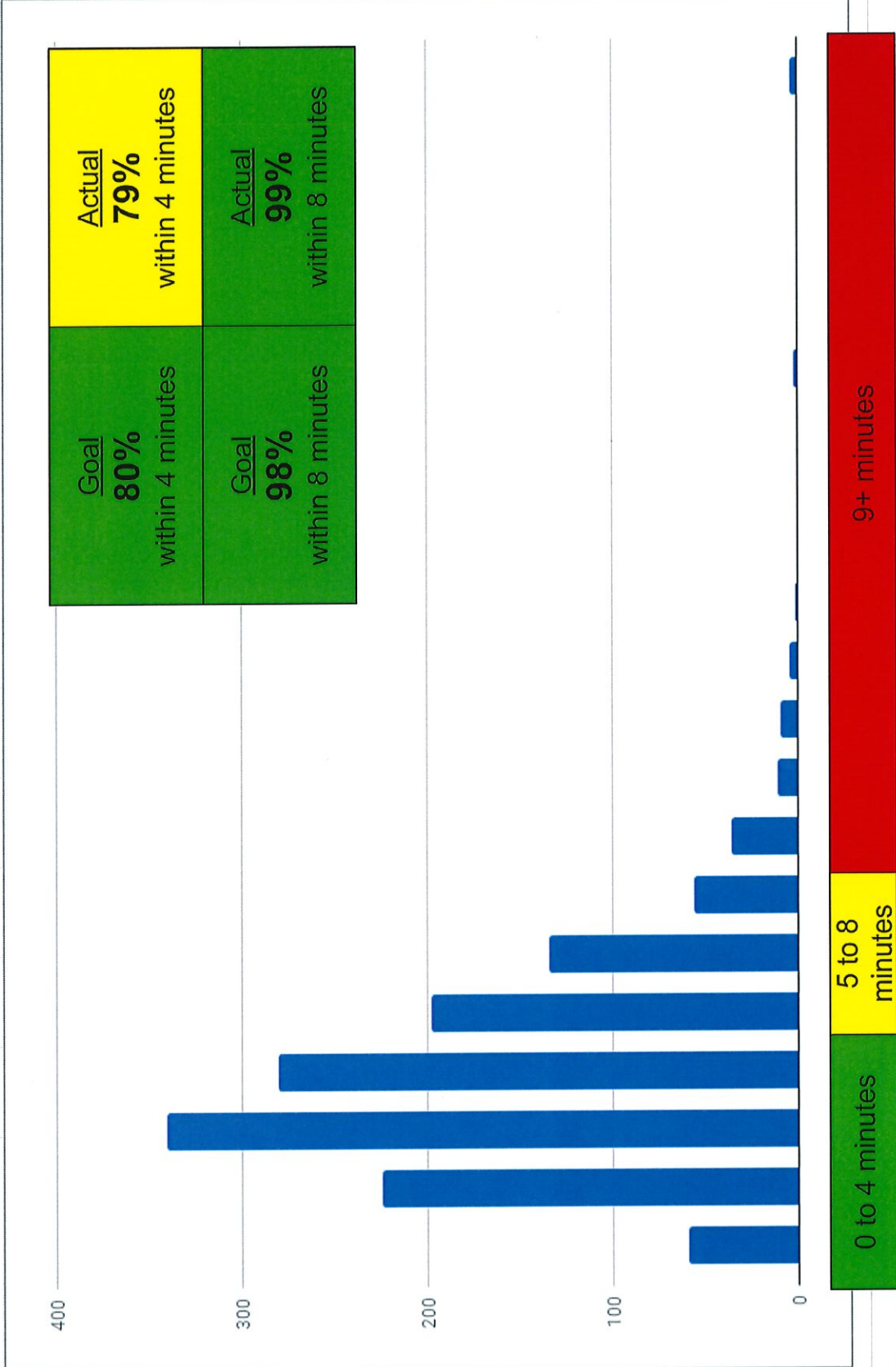


100



**Bloomington Fire Department
Response Time Analysis**

Response Times	YTD	Jan	Feb	Mar	Apr	May	Jun	Jul	Aug	Sep	Oct	Nov	Dec
< 1:00	59	32	13	14									
1:00 to 1:59	225	90	78	57									
2:00 to 2:59	341	172	88	81									
3:00 to 3:59	280	126	86	68									
4:00 to 4:59	198	73	57	68									
5:00 to 5:59	134	52	38	44									
6:00 to 6:59	56	28	13	15									
7:00 to 7:59	36	20	4	12									
8:00 to 8:59	11	6	2	3									
9:00 to 9:59	9	4	2	3									
10:00 to 10:59	4	2	2	0									
11:00 to 11:59	1	1	0	0									
12:00 to 12:59	0	0	0	0									
13:00 to 13:59	0	0	0	0									
14:00 to 14:59	0	0	0	0									
15:00 to 15:59	2	0	1	1									
16:00 to 16:59	0	0	0	0									
17:00 to 17:59	0	0	0	0									
18:00 to 18:59	0	0	0	0									
19:00 to 19:59	0	0	0	0									
20:00 +	3	2	0	1									
2018 - 4 Minute Percentile													
	81%	81%	84%	79%									
2018 - 8 Minute Percentile													
	99%	99%	99%	99%									
Year													
	Year	Jan	Feb	Mar	Apr	May	Jun	Jul	Aug	Sep	Oct	Nov	Dec
2017 - 5 Minute Percentile	89%	87%	88%	93%	91%	89%	89%	87%	82%	87%	91%	87%	86%
2017 - 10 Minute Percentile	98%	98%	98%	98%	99%	98%	96%	98%	93%	98%	97%	98%	98%



Fire Prevention

**Fire Inspection Activity Summary and Public
Education/Social Media Reach Summary**

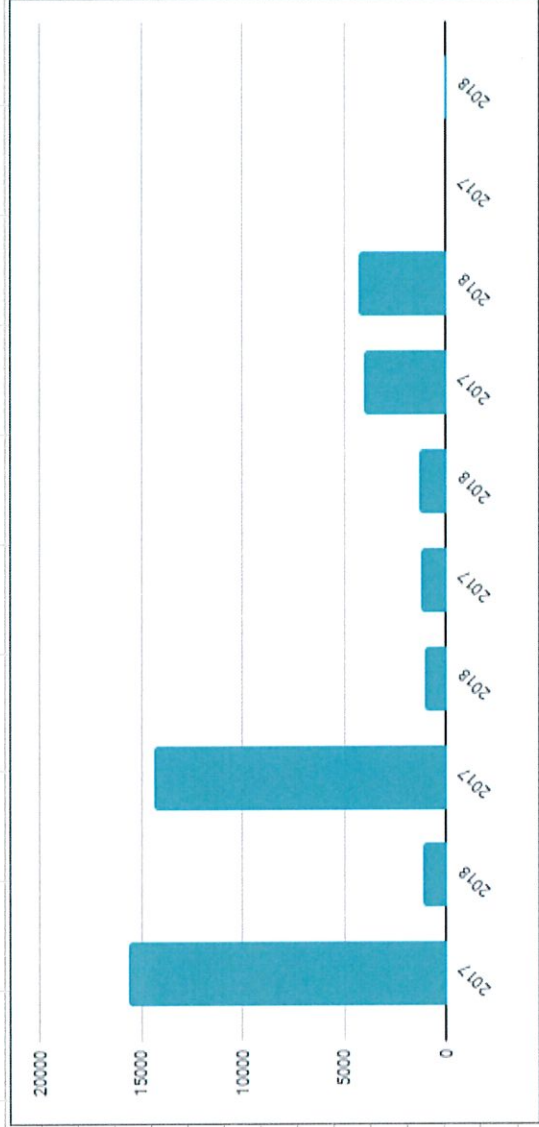
**Bloomington Fire Department
Fire Inspection Activity Summary**

Inspection Type	YTD	Jan	Feb	Mar	Apr	May	Jun	Jul	Aug	Sep	Oct	Nov	Dec
Consultation	56	22	23	11									
Database Updates	19	18	1	0									
Fire Investigations	3	3	0	0									
Fire Inspections	197	77	69	51									
Inter-Dept Instruction	6	1	3	2									
Knox-Box	19	7	8	4									
Plan Review	53	9	23	21									
Preplans	271	59	117	95									
All Other Types	4	1	3	0									

TARGET GOAL FOR YEAR	3490
CURRENT PROGRESS	581
PERCENTAGE	17%

**Bloomington Fire Department
Public Education (#of people) and Social Media Reach Summary**

Type Of Public Interaction	YTD	Jan	Feb	Mar	Apr	May	Jun	Jul	Aug	Sep	Oct	Nov	Dec
Public Education Adults	1180	66	404	710									
Public Education Children	1067	42	291	734									
Juvenile Firesetter	0	0	0	0									
CPR - Hands Only	0	0	0	0									
CPR - Full Class	25	9	16	0									
General First Aid	172	0	172	0									
Citizen Academy	0	0	0	0									
Station Tours	101	23	0	78									
Public Events	48	0	0	48									
All Other Types	42	20	15	7									
Twitter (followers)	1337	1320	1326	1337									
Facebook (likes)	4287	4139	4199	4287									
Instagram (followers)	85	15	28	85									



2017 Adults Educated	15662
2018 Adults Educated	1180
2017 Children Educated	14377
2018 Children Educated	1067
2017 Twitter Followers	1288
2018 Twitter Followers	1337
2017 Facebook Likes	4021
2018 Facebook Likes	4287
2017 Instagram Followers	0
2018 Instagram Followers	85

Training

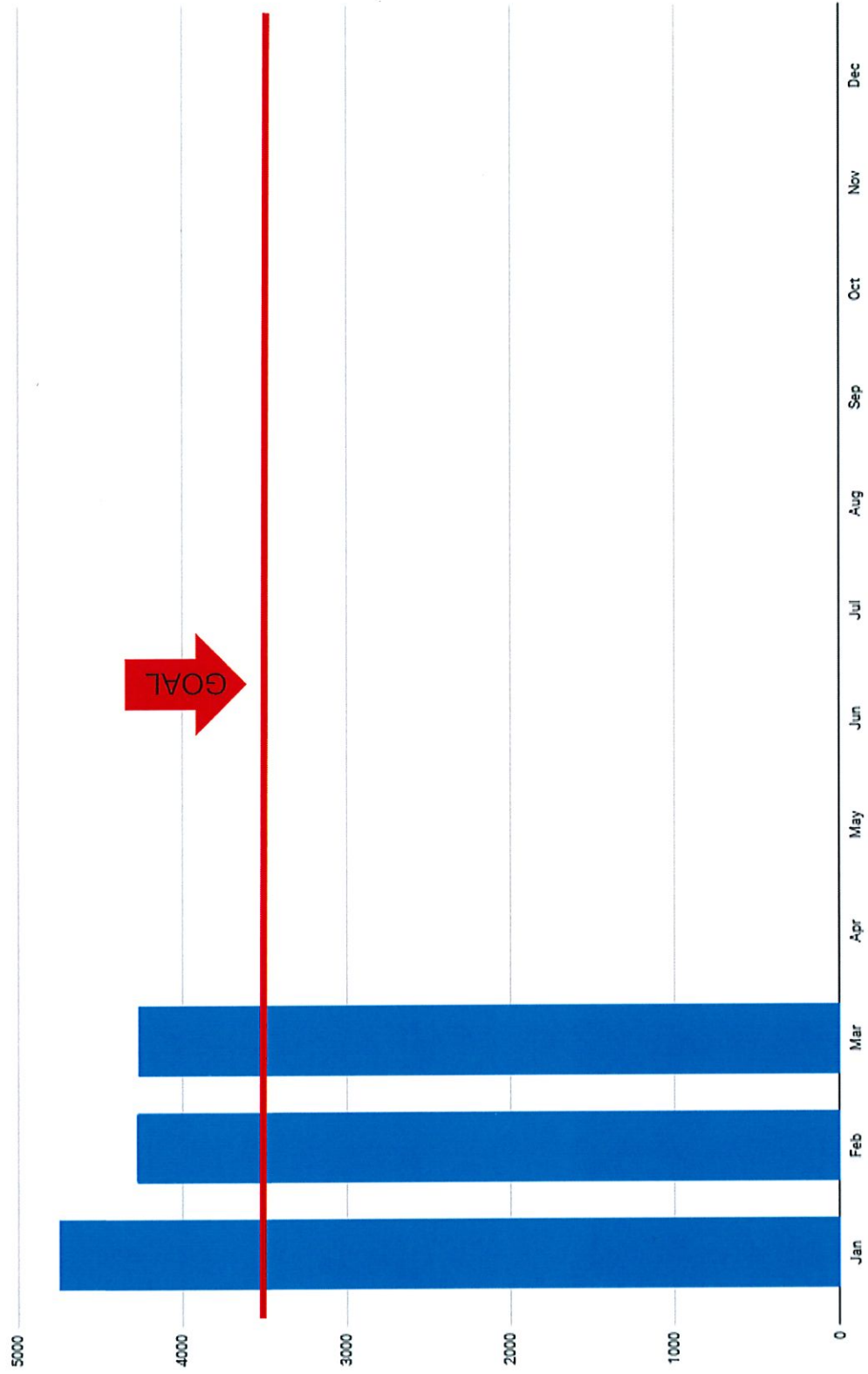
Training and Certification Hours Summary

**Bloomington Fire Department
2017 Training and Certification Hours Summary**

Types Of Training	YTD	Jan	Feb	Mar	Apr	May	Jun	Jul	Aug	Sep	Oct	Nov	Dec
ISO Compliance (FF)	2148	731	648	770									
ISO Compliance (Driver)	1860	471	564	825									
ISO Compliance (Officer)	472	141	139	192									
Medical Training	898	262	361	275									
Officer Development	176	56	83	37									
Administrative	1302	540	334	429									
SOG/SOP/Protocol	429	167	99	164									
Physical Fitness	3199	934	1255	1011									
Rescue/Extrication	521	333	117	71									
Specialized Rescue	135	4	43	88									
Fire Prevention	376	115	133	128									
Public Education	29	0	29	0									
Instructor Training	102	54	46	2									
Certifications	1558	917	383	259									
OSHA Required	62	28	20	14									
Higher Education	0	0	0	0									
Conference	28	0	28	0									
	13291	4749	4279	4263	0	0	0	0	0	0	0	0	0

OUR TRAINING GOAL FOR THE YEAR (3522 Hours per month x 12 months)	42264	13291	31%
		Total Hours	% of Goal
	2017 Hours	50997	

Training and Certification Hours Summary



0 1000 2000 3000 4000 5000

Jan Feb Mar Apr May Jun Jul Aug Sep Oct Nov Dec

Letters Of Appreciation



&

Commendation



**SCHOOL OF PUBLIC AND
ENVIRONMENTAL AFFAIRS**
INDIANA UNIVERSITY

Chief Moore,

Thank you so much for speaking
with our class! We really appreciate
it.

Faith Chadwick
Ben Bell

Elyse Stephenson
Luke Johnson

Congratulations!

Fire

Department

Promotion



PAYROLL

ANY QUESTIONS?