

PARKING COMMISSION

Regular Meeting Minutes
January 25, 5:30 PM
Hooker Room, City Hall

Members Present

Jim Blickensdorf – Grazie Italiano, Council Appointee
Josh Desmond – Asst. Director of Planning, City of Bloomington
Donna Disque – Mardon Salon, Mayoral Appointee
Adrienne Evans Fernandez – At Large Appointee, Council Appointee
Faith Hawkins – Elm Heights Neighborhood Association, Council Appointee
Mark Need - Meter Zone Resident, Mayoral Appointee
Steve Volan – City Council Appointee, *ex officio*

Members Not Present

Jennifer Jenkins - Not-for-profit appointee representing Wonderlab
Mary Jo Shaughnessy - Blue Ridge Neighborhood Association, Mayoral Appointee

Also Present

Scott Robinson – Planning & Transportation, City of Bloomington
Amanda Turnipseed, Director of IU Parking Operations
Bethany Wages, Deputy Clerk, City of Bloomington

Not Present

Nicole Bolden, Clerk, City of Bloomington
Seyedamir Kaboli Farshchi, Long Range Planner, City of Bloomington
Ron Walker, Vice President of Commercial Real Estate, CFC

Call to Order

Meeting was called to order at 5:32 pm.

Reports from Commissioners & City Offices

Scott reports that the Traffic commission has started work on ADA parking changes to the downtown. Steve reported that Blickensdorf and Hawkins were re-appointed by Council, and that other members should continue to serve until replaced by OOTM. Amanda Turnipseed brought to that attention of the commission parking issue in the area surrounding the new SICE building. Specifically that contractors have removed no-parking signs, IU has not parking enforcement jurisdiction in that area, City PE is unwilling to enforce without the presence of signage, and that illegal parking is regularly obstructing ADA pathways and pedestrian walkways. IU Parking and Public Works continue to work together to resolve the issue.

PARKING COMMISSION

Public Comment

Mark Stotsberg, Bicycle and Pedestrian Safety Commission, reported on an experience he described as “predatory towing.” Specifically: while patronizing a local business Mr. Stotsberg parked his car in an adjacent lot, and stated that at that time, he did not observe “No Parking” signage. His car was towed within ten minutes. Mr. Stotsberg alleged that the towing company employed spotters to surveil the lot and facilitate removal cars, and that this practice, combined with the lack of appropriate signage amounted to a predatory towing practice. Mark Need pointed out that BMC §15.48, Removal and Impoundment of Vehicles, addresses the removal and impoundment of vehicles by the City, but not part of the code addresses removal from private property.

Mr. Thackery, owns a building located at 208 S. Dunn Street, between East 4th and East 3rd Street. The location is a business with employees and has apartments with residents. Mr. Thackery indicated in an email that there is no off-street parking attached to the property, and petitions for relief under BMC §15.37.180, “Business Employees” or BMC §15.37.210, “Kirkwood and Walnut employees.” Mr. Thackery’s building is located outside of the established boundaries of the residential neighborhood zones, issuance of employee permits is the purview of the Board of Public Works, and the Parking Commission has no authority to grant relief.

Discussions of Topics Not the Subject of Resolutions

The commission reviewed and discussed the attached presentation concerning proposed changes to Title 15, specifically garages and citations. The commission was unanimous in recommending changes to the 3-hour policy in garages and recommended:

- 1 Hour free parking
- Keeping garages post-pay
- Additional interior and exterior signage (wayfinding)
- Improved real-time parking availability

The commission was unanimous in that garage permit rates should be increased, regularly escalated, to code cleanup in section s§15.34.070, §15.40.015, §15.64.010. Consideration of the proposed rates was continued to the February meeting.

At the request of Evans Fernandez, the commission studied violation data sourced from T2 by Blickensdorf to determine the revenue difference of pricing violations based on a tiered structure or and increase in the single rate. Data demonstrated that increasing the cost of violations to \$30/\$60 would cover the 2016 costs of issuing violations without adding T2-related complications of a tiered-violation pricing strategy. Also, based on violation frequency data, the City would generate \$2.1MM at \$30/\$60 vs. \$1.3MM at \$20/\$30/\$50. The commission was unanimous in deciding that fines should be increased to \$30/\$60.

A meeting supplement (attached) covering proposed changes to Garages and Citation was distributed at the meeting to commissioners and members of the public.

PARKING COMMISSION

Resolutions for Second Reading and Discussion

PKG-2018-01 continued to February meeting.

Resolutions First Reading and Discussion

None.

Other Motions

Adjournment

Motion to adjourn by Blickensdorf at 7:05pm, seconded by Evans Fernandez.

PARKING COMMISSION

Discussion of Garage & Citation Recommendations

January goal is to arrive a decision on nine recommendations:

- ▶ 6 major decisions dealing with price of permits, hours of enforcement and the amount of free parking time provided in garages
- ▶ 3 lesser decisions deal with code cleanup in the garage and citation programs and designate ACH as the primary method of payment for garage permits

GARAGES

1. Garage code cleanup Remove requirement to display a garage permit, clarifies display of lot permits (§15.48.010)

Result: No opposition.

2. Compel payment by ACH Should ACH be the primary method of payment and should credit card payments subject to surcharge?

Result: No Opposition.

3. 3 Hours Free Should we recommend a reduction in the amount of free time in the garages?

Result: In Favor of reducing free time from 3 hours to 1 hour.

4. Align garage hours Should we align the hours of enforcement in municipal garages?

Result: 100% favor 24/6 gated enforcement, \$0.50 post-pay enforced 8a-9p Mon-Sat with 1 hour of free time provided.

5. Increase permit prices Should we increase garage permit prices, and if so, by what amount?

Result:

12/5 NR	\$40 -> \$50	+25%
12/5 NR	\$57 -> \$72	+26%
12/5 NR	\$67 -> \$95	+42%
12/5 NR	\$76 -> \$125	+64%

For context, 24/6 with 1 hour free @\$0.50 = \$299 per month

Estimated \$376,383 in additional revenue (based on 0 hours free)

PARKING COMMISSION

6. Escalate permit prices

Should permit fees escalate?

Result: Establish a schedule of 3% per year or amount specified by Council.

CITATIONS

7. Citation code cleanup

Community Accessibility Fund Language, Causes MP violations to be deposited into the MP Fund, Remove fines for bicycle registration/ defacing decal (§15.64.010)

Result: No opposition.

8. Increase citation fines

Should base violation cost be increased from \$20 to another amount?

Result: Recommend \$30.

9. Increase escalation fines

Increase escalated violation costs from from \$40 to another amount?

Result: Recommend \$60

Estimated revenue: +\$429,674, assuming no change in behavior

PARKING COMMISSION

February Discussion Points

Metered Parking

1. No change in street rates.
2. Enforcement from 8a-9p, aligned with the garages

Surface Lot Parking

1. Reduce free time from 3 hours to 0 hours.
2. Conversion from "dumb" meter to smart solution; introduce multi-space meters capable of PbP
3. Increase surface lot permits substantially, in line with garage space rates.

Neighborhood Zones

1. Reduce the overall size of zones, based on citation and occupancy data
2. Pull Zone 4 back to East 8th Street in advance of Toole study and to eliminate the combo zone.
3. Consolidate Zone 4-7 to average out occupancy.
4. Eliminate Zone 10/11

CITY OF BLOOMINGTON

PARKING COMMISSION

Discussion of Garage & Citation Recommendations

January goal is to arrive a decision on nine recommendations:

- ▶ 6 major decisions dealing with price of permits, hours of enforcement and the amount of free parking time provided in garages
- ▶ 3 lesser decisions deal with code cleanup in the garage and citation programs and designate ACH as the primary method of payment for garage permits

GARAGES

- | | |
|----------------------------------|--|
| 1. Garage code cleanup | Remove requirement to display a garage permit, clarifies display of lot permits (§15.48.010) |
| 2. Compel payment by ACH | Should ACH be the primary method of payment and should credit card payments subject to surcharge ? |
| 3. 3 Hours Free | Should we recommend a reduction in the amount of free time in the garages? |
| 4. Align garage hours | Should we align the hours of enforcement in municipal garages? |
| 5. Increase permit prices | Should we increase garage permit prices, and if so, by what amount? |
| 6. Escalate permit prices | Should permit fees escalate? |

CITATIONS

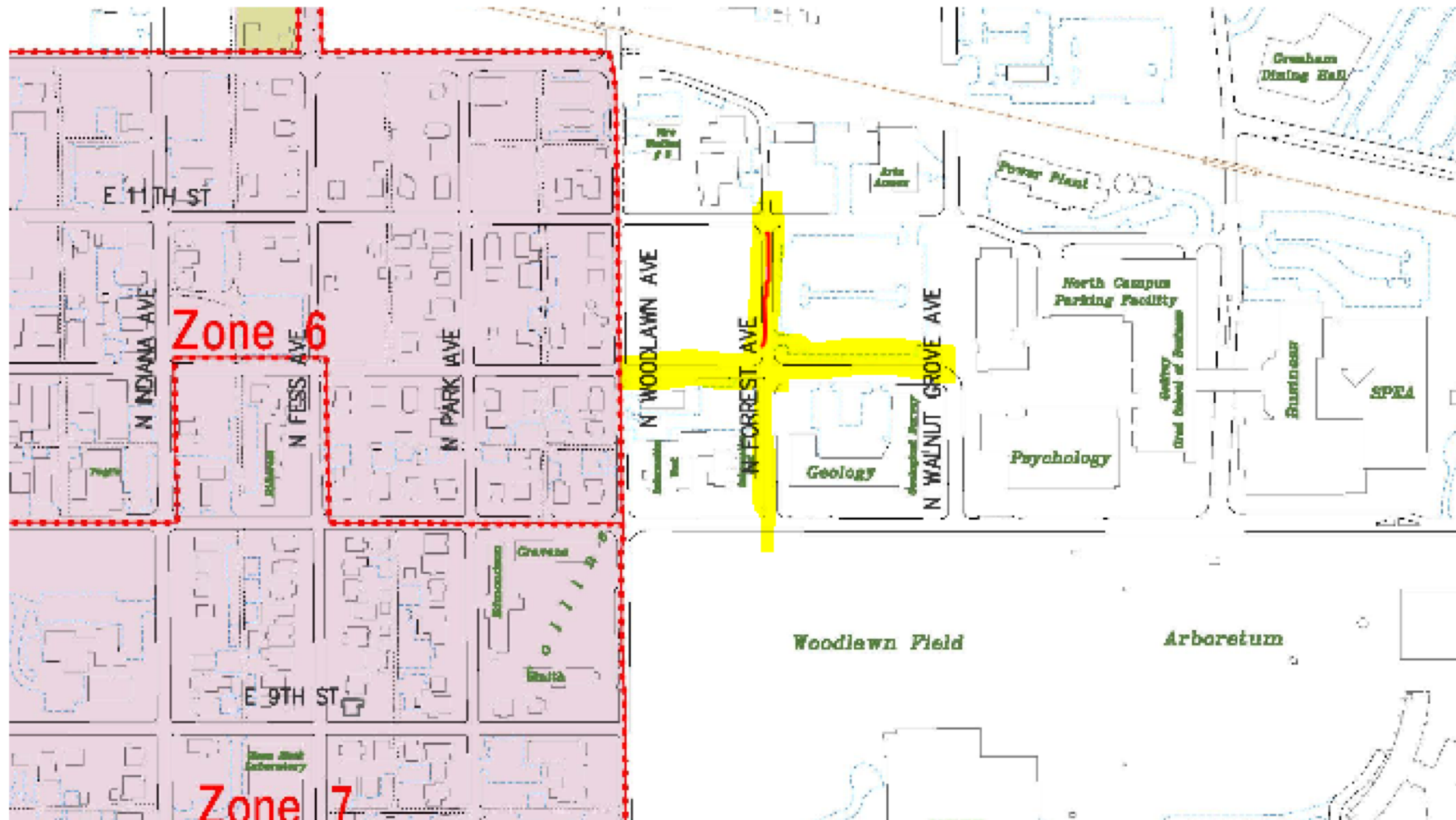
- | | |
|-------------------------------------|--|
| 7. Citation code cleanup | Community Accessibility Fund Language, Causes MP violations to be deposited into the MP Fund, Remove fines for bicycle registration/ defacing decal (§15.64.010) |
| 8. Increase citation fines | Should base violation cost be increased from \$20 to another amount? |
| 9. Increase escalation fines | Increase escalated violation costs from from \$40 to another amount? |

January 2018 Meeting

City of Bloomington Parking Commission

Reports from Commissioners

Luddy Hall

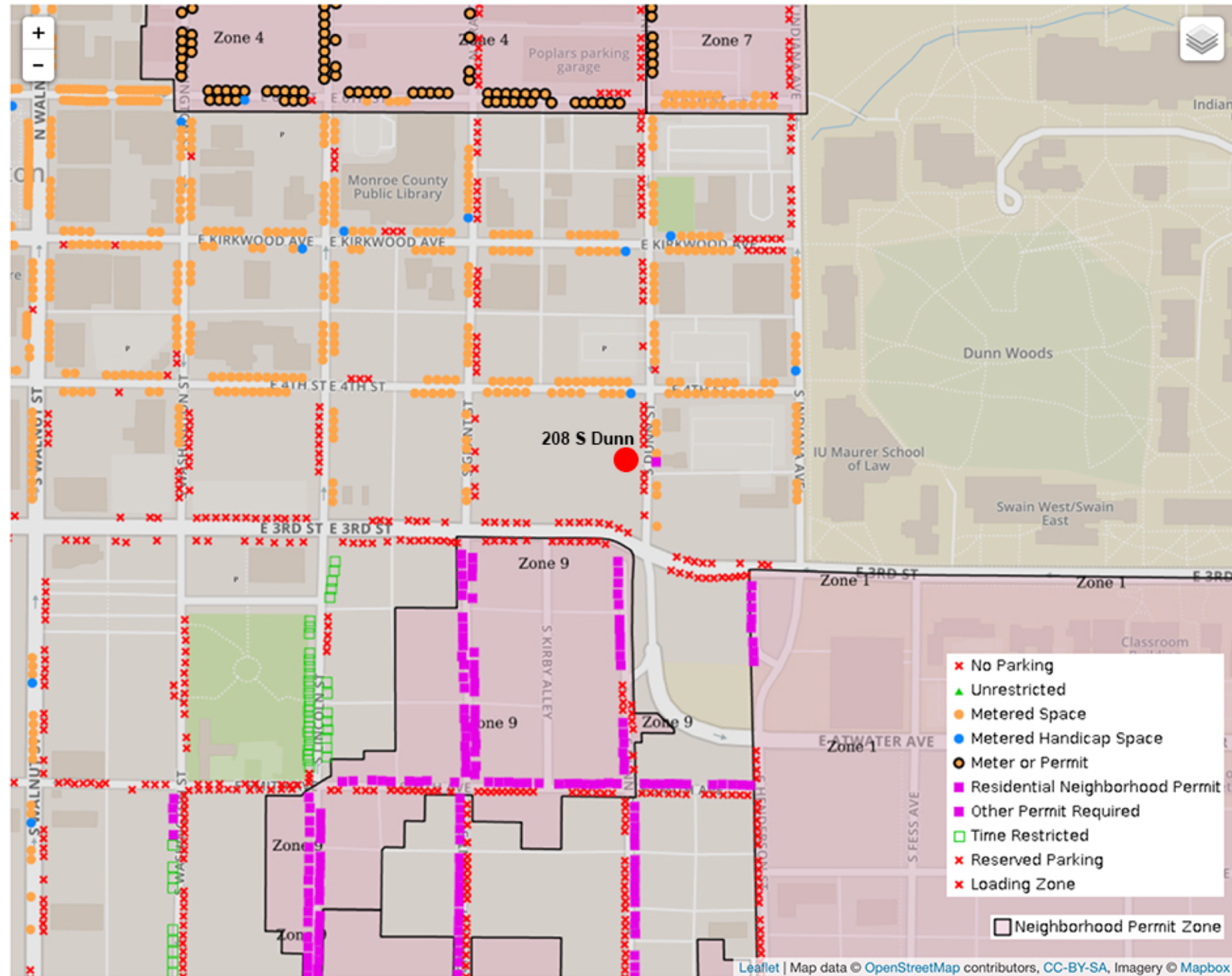




Public Comment

Parking Map

Related Links: [Parking Services home page](#) - [Parking Map Gallery](#)



2016 Neighborhood Zone Occupancy

Zone	Permits	Visitor	Temp	Total Permits	Legal Spaces	Permit Occupancy	Permit & Visitor Occupancy
Zone 1	862	346	173	1381	1341	64.3%	90.1%
Zone 2	183	7	12	202	749	24.4%	25.4%
Zone 3	131	45	102	278	351	37.3%	50.1%
Zone 4	522	113	51	686	454	115.0%	139.9%
Zone 5	292	72	46	410	292	100.0%	124.7%
Zone 6	88	27	27	142	149	59.1%	77.2%
Zone 7	286	43	135	464	333	85.9%	98.8%
Zone 8	20	5	3	28	14	142.9%	178.6%
Zone 9	139	57	32	228	119	116.8%	164.7%
Zone 10	49	16	8	73	184	26.6%	35.3%
Zone 11	75	25	9	109	112	67.0%	89.3%
Total	2,647	756	598	4,001	4,098	64.6%	83.0%

Title 15 Recommendations: Part I: Garages & Citations

Parking Commission

January 2018

Next Month:
Title 15 Part II:
Neighborhood Zones, Meters and
Municipal Surface Lots

GARAGES & CITATIONS

Changes in these two areas will have the greatest impact on the system.

PROPOSALS FOR MUNICIPAL GARAGES

Code Cleanup

- Removes requirement to display a garage permit
- Clarifies display of lot permits (§15.48.010)

Significant Changes

- 3 Hours Free
- Hours of enforcement
- Permit prices
- Escalation of fees
- Payment by ACH

Recommendations on Code Cleanup

Removes requirement to display a garage permit

Clarifies display of lot permits (§15.48.010)

Recommendation on ACH Payments

Proposed recommendation: compel payment by ACH or charge 5% for Credit Cards

Justification: ACH would save the City ~\$30,000 per year.

Recommendation on ACH Payments

Question 1: Should allow garage permits be processed by ACH?

Question 2: Should credit card payments be subject to a surcharge equal to the city's credit card processing rate?

Recommendation on 3 Hours Free

Proposed recommendation: reduce from 3 hours free to 1 hour free.

Justification: Average length of stay is 71 minutes.



2016 Garages & Lots

REVENUE \$1,096,692

EXPENSES \$1,357,894

NEGATIVE CASH FLOW \$261,202

CITATIONS \$1,572

TIF \$662,710

PROGRAM BALANCE \$403,302

‡ Data sourced from the Office of the City Controller.
Includes Miscellaneous Income of \$222.10.



2016 GARAGES & LOTS

FOREGONE REVENUE OF
THREE HOURS FREE POLICY

SURFACE LOTS	\$50,000
WALNUT STREET GARAGE	\$15,000
MORTON STREET GARAGE	\$20,000
FOURTH STREET GARAGE‡	\$67,000

TOTAL	\$152,000
-------	-----------

‡ Interpolated from available pay-on-exit ticket data.

Recommendations on Three Hours Free

Question: Should the amount of free time provided in garages be reduced?

Recommendation on Hours of Enforcement

Proposed recommendation: Align hours of enforcement in all three garages.

Justification: Brings policy in-line with standard practice.

	Current Hours of Enforcement
Fourth Street Garage	First three hours are free Monday through Friday 7 am — 6 pm Free after 6 pm daily and all day on weekends
Morton Street Garage	First three hours are free 24/7 Gated monitored 24/7
Walnut Street Garage	First three hours are free - Monday through Friday 6 am —6 pm and Saturday and Sunday 6 am — noon

Recommendation on Garage Hours

Question 1: Should all garages be enforced during the same hours?

If yes, Question 2: What should the hours be — 24/6, 9a-9p, or something else?

Recommendation on Permit Prices

Proposed recommendation: increase fees an average of 27%.

Justification: permit price would be equivalent to costs per space.

Permit Pricing

Current Pricing

- 12/5 Non-reserved : \$40
- 12/5 Reserved: \$57
- 24/7 Non-reserved : \$67
- 24/7 Reserved : \$76

Proposed pricing

- 12/5 Non-reserved : \$50
- 12/5 Reserved: \$72
- 24/7 Non-reserved: \$95
- 24/7 Reserved: \$125*

*First draft of the ordinance listed 24/7 Reserved as \$110, but \$125 may be more appropriate and in-line with IU rates.

Effect of Price Increases/Reducing Free Time

	2016	2016 w/ Adjustment	Δ
Program Cash Flow	\$(261,201.87)	\$115,171.13	\$376,373.00
Program Balance	\$403,302.22	\$779,675.22	
Garages & Lots Closing Balance	\$2,241,769.23	\$2,618,142.23	

Recommendations on Permit Pricing

Question 1: Should permit prices be increased?

Question 2: Are the proposed rates acceptable?

CITATIONS PROPOSALS

Code Cleanup

- Community Accessibility Fund Language
- Causes MP violations to be deposited into the MP Fund
- Remove fines for bicycle registration/defacing decal (§15.64.010)

Significant Changes

- Increase base violation from \$20 to ?
- Increase escalated violation from \$40 to ?

Recommendation on Code Cleanup

Proposed recommendations:

- Section §15.34.070 deletes references to CFRC
- Section §15.40.015 deposits revenue into MP fund.
- Section §15.64.010 removes references to bicycle registration/defacing decals

Recommendation on Citation Costs

Proposed recommendation: Increase base and escalated citation costs

Justification: Make policing the system revenue neutral

**NOTICE OF
ILLEGALLY PARKED VEHICLE**

**REFER TO TICKET FOR VIOLATION
AND FINE.**

**\$20 FINES ESCALATE TO \$40
AFTER 14 CALENDAR DAYS.**

TO PAY ONLINE USING THE WEB please visit:
bloomington.in.gov/parking

TO PAY BY MAIL, enclose citation and check or
money order payable to the City of Bloomington
in this envelope.

**COMPLETE RETURN ADDRESS INFORMATION
ON THE OTHER SIDE OF THIS ENVELOPE.**

DO NOT MAIL CASH

If you believe this citation was written in error, you may
appeal the citation. The appeal shall be in writing and
shall be on a form approved by the Office of the Clerk.

Appeals may be filed online at:

bloomington.in.gov/clerk,

or delivered in person to: Office of the Clerk,

401 N. Morton St., Bloomington, Indiana 47403

CITATIONS

METERED PARKING \$383,108

NEIGHBORHOOD ZONE \$226,284

GARAGES \$1,572

TOTAL CITATIONS \$610,964

STAFF EXPENSE \$720,155

ANCILLARY COSTS \$85,276

ENFORCEMENT COSTS \$805,431

REVENUE SHORTFALL \$194,461

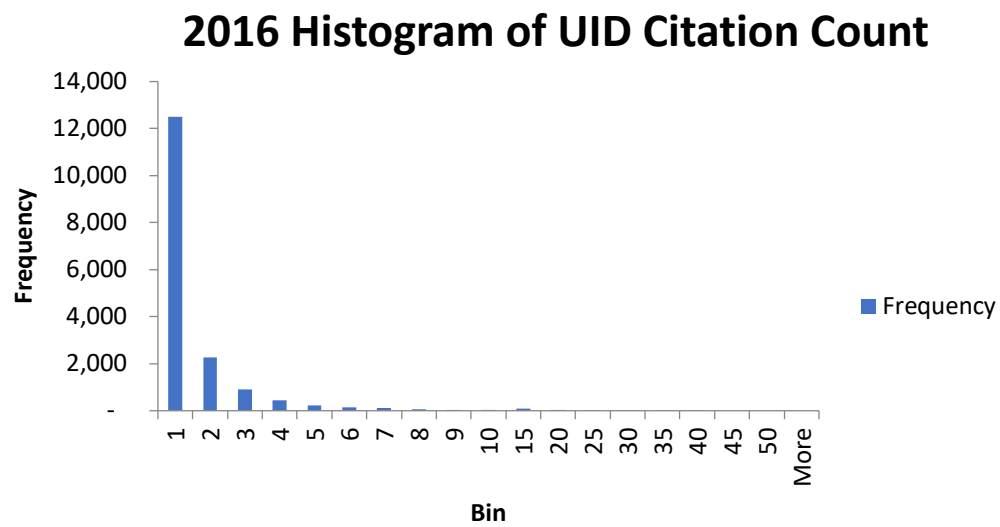
Two Fixed-Fee Proposals for Citation Increases

*Assuming no change in behavior

PAID < 14d	\$20	\$25	\$30	\$35	\$40	\$50
2016 Revenue	\$266,461	\$333,076	\$399,691	\$466,307	\$532,922	\$666,15
ESCALATED TICKETS @ 2x BASE	\$40	\$50	\$60	\$70	\$80	\$100
2016 Revenue	\$427,298	\$534,122	\$640,946	\$747,771	\$854,595	\$1,068,244
Total Revenue	\$693,759	\$867,198	\$1,040,638	\$1,214,077	\$1,387,517	\$1,734,396
ESCALATED TICKETS @BASE + \$20		\$45	\$50	\$55	\$60	\$70
2016 Revenue		\$480,710	\$534,122	\$587,534	\$640,946	\$747,771
Total Revenue		\$813,786	\$933,813	\$1,053,841	\$1,173,868	\$1,413,923

T2 UID Citation Histogram Data 2016 & 2017

Histogram of UID Citations



<i>Bin</i>	<i>2016 Frequency</i>	<i>2016 %</i>		<i>2017 Frequency</i>	<i>2017 %</i>
1	12,507	74.04%		11,330	71.64%
2	2,261	13.39%		2,286	14.45%
3	902	5.34%		856	5.41%
4	435	2.58%		451	2.85%
5	236	1.40%		263	1.66%
6	152	0.90%		151	0.95%
7	107	0.63%		113	0.71%
8	61	0.36%		71	0.45%
9	40	0.24%		48	0.30%
10	37	0.22%		40	0.25%
15	86	0.51%		113	0.71%
20	40	0.24%		55	0.35%
25	15	0.09%		14	0.09%
30	3	0.02%		13	0.08%
35	4	0.02%		5	0.03%
40	6	0.04%		3	0.02%
45	-	0.00%		1	0.01%
50	-	0.00%		3	0.02%
More	-	0.00%		-	0.00%
	16,892	100.00%		15,816	100.00%

Escalating Citations Proposal

First, second, third...\$20/\$30/\$50

Estimated Revenue

\$957,800

**Estimated Revenue, with fines
escalated after 14 days**

\$1,384,021

- Assumes no change in behavior
w/ higher fees for repeat
offenders

<i>Bin</i>	<i>\$20/\$30/\$50</i>	<i>\$20/\$30/\$50 Escalating > 14d</i>
1	\$ 250,140	\$ 361,452
2	\$ 135,660	\$ 196,029
3	\$ 135,300	\$ 195,509
4	\$ 87,000	\$ 125,715
5	\$ 59,000	\$ 85,255
6	\$ 45,600	\$ 65,892
7	\$ 37,450	\$ 54,115
8	\$ 24,400	\$ 35,258
9	\$ 18,000	\$ 26,010
10	\$ 18,500	\$ 26,733
15	\$ 64,500	\$ 93,203
20	\$ 40,000	\$ 57,800
25	\$ 18,750	\$ 27,094
30	\$ 4,500	\$ 6,503
35	\$ 7,000	\$ 10,115
40	\$ 12,000	\$ 17,340
	\$ 957,800	\$ 1,384,021

Recommendations on Citations

Question 1: Should fines be increased?

Question 2: If yes, by how much?

Question 3: By which method?

February 2018 Agenda

- Part II: Neighborhood Zones & Metered Parking
 - Neighborhood Zone Neighborhood Associations will be notified prior to the February meeting
- Agenda Item / Packet Deadline February 12
- Election of Officers