

**City of Bloomington
Common Council
Legislative Packet –Addendum
(Issued on Tuesday, 29 September 2020)**

Wednesday, 30 September 2020

***Special Session Followed by
Committee of the Whole
6:30 PM***

Contained Herein:

- Memo from Controller regarding [Appropriation Ordinance 20-04](#)

For a schedule of upcoming meetings of the Council and the City's boards and commissions, please consult the City's [Calendar](#).



CITY OF BLOOMINGTON

OFFICE OF THE CONTROLLER MEMORANDUM

August 16, 2020

Revised September 28, 2020

To: Members of the City of Bloomington Common Council

Re: 2021 Budget

We find ourselves in unusual times for the City, its Residents, Staff and Operations. This budget will reflect, for the first time in a number of years, the use of reserves along with minimal growth. Department Heads and their staff have been asked to conserve spending both this year and in their requests for 2021. We have seen significant reductions in revenues for our Street, Parks and Food & Beverage Funds for the current year. We can expect these and other revenues declines to continue in 2021 and beyond. It will not be business as usual and difficult and painful decisions will need to be made in future years.

Cash Reserves:

We ended 2019 with reserves between the City General Fund and the Rainy Day fund of 50.9% of the actual annual expenditures for 2019. To put this in perspective, this would allow us to pay for approximately 50% of the City General Fund expenditures without receiving any other revenues. We are projecting these levels to be 36.0% and 29.4% at the end of 2020 and 2021 respectively.

Revenues:

Property Taxes – These funds are a significant source of revenue for the City General Fund, Parks General Fund, Cumulative Capital Development Fund as well as City and Parks General Obligation Bonds. In the City General Fund, property taxes represent 51.3% of

the total revenues. The State has estimated this source of revenue will increase by 4.2% for 2021.

Local Income Tax (LIT) are collected and remitted by the State. LIT is composed of three categories, Distributive Shares, Public Safety, and Economic Development. The current LIT consists of Distributive Shares and Public Safety. The General Fund receives the City's portion of the Distributive Shares and this represents 25.7% of the total revenues for the City General Fund. Based on the latest information we have used the 2020 certified share for 2021. We will see a slight increase in the overall amount as we are poised to make the final payment on the bonds utilized to fund the Showers renovation in 2021. The City also receives Public Safety LIT and those funds are discussed later in this memo.

Note: We received our revised 2021 LIT allocations subsequent to publishing the proposed budget. The revised total for the General Fund is \$13,330,047 or an increase of \$1,188,549. While this does not impact the overall budget request it will provide a backstop to the City's General Fund reserves.

City Miscellaneous Revenues – These are revenues such as fees for services, fines, and interest income. Miscellaneous Revenues represents 23.0% of total revenues for the City.*

*Rainy Day Fund – As noted in the Mayor's opening remarks we will be utilizing \$2,000,000 from the Rainy Day Fund in order to provide funding to the Recover Forward initiative. In addition, we will be using approximately \$1,300,000 in reserves in order to continue funding and maintaining ongoing operations.

Expenditures:

All Funds:

The overall total budget (Not including Utilities or Transit) request is \$95,092,970, which is a decrease of \$3,567,723 or (3.6) %. The decrease is primarily due to a decrease of \$5,000,000 in the Food &

Beverage Fund.

General Fund:

The overall budget request is \$48,552,332. This is an increase of \$1,793,002 or 3.8%. This increase reflects \$2,000,000 of recover forward expenditures and \$193,772 decrease in Property Tax Caps. Adjusting for these items the General Fund Budget represents a 0.0% change in comparison to the 2020 request.

Parks General Fund:

The overall budget request is \$8,524,755. That is a decrease of \$105,547 or (1.2) %.

Public Safety Local Income Tax Fund:

The primary use of this revenue stream is to fund a Public Safety Answering Point (PSAP) or Central Dispatch. We expect to receive in 2021, \$5,335,651 in PS LIT revenue and \$928,000 in E911 revenue. These revenues breakdown as:

Central Dispatch	\$2,263,237 – PS LIT & 928,000 – E911
Police & Fire	\$3,072,414

Summary of Changes:

The following exhibit shows the changes to the overall budget along with a breakdown of the change in the General Fund budget by department. As you can see the overall change to the Total Budget is a decrease of \$17,298 and a decrease of \$135,573 to the General Fund. The changes in Category 1 are adjustments/corrections to various positions to the amounts calculated by the City's position budgeting software. The majority of change in Category 3 is related to a rated increase for Duke Energy. We received notice of this increase after the budget was presented in August. The other material change was a transfer of \$35,000 in recover forward funds from Economic & Sustainable Development to Information &

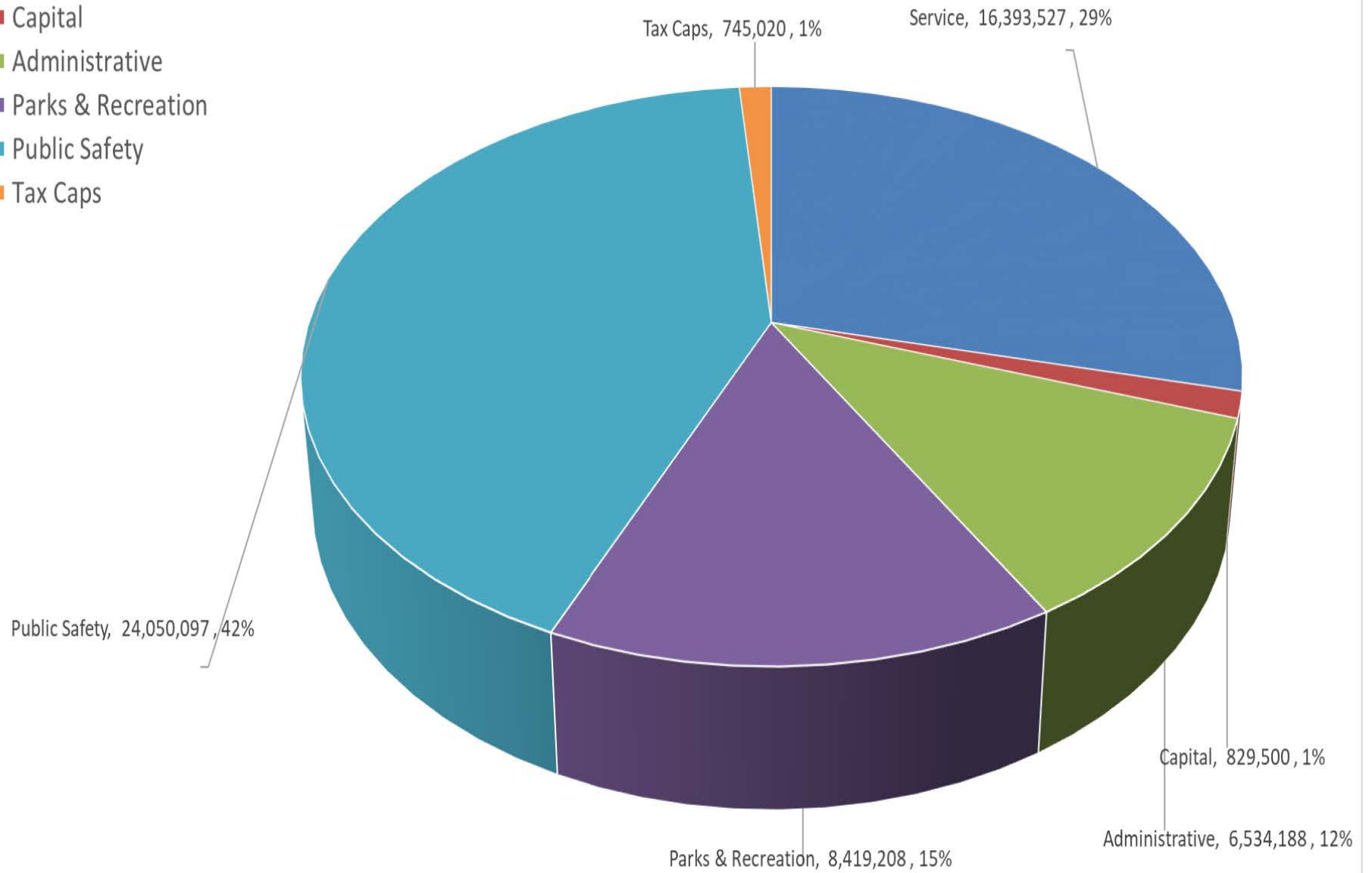
Technology Services slated for the funding of the Coding School.

City of Bloomington						
2021 Budget						
Summary of Changes						
Expenditures						
Fund #	Fund Name	Category 1	Category 2	Category 3	Category 4	Total
101	General Fund*	(152,158)	0	16,585	0	(135,573)
151	Public Safety LIT	(666)	0	0	0	(666)
200	Parks General Fund	43,717	0	15,098	0	58,815
450	Local Roads & Streets	0	0	49,483	0	49,483
451	Motor Vehicle Highway	738	0	455	0	1,193
452	Parking Facilities	0	0	8,400	0	8,400
730	Solid Waste	0	0	350	0	350
802	Fleet Maintenance	0	0	700	0	700
	Total	(108,369)	0	91,071	0	(17,298)
General Fund*						
Breakdown of changes by department		Category 1	Category 2	Category 3	Category 4	Total
Council		(14,449)				(14,449)
Economic & Sustainable Development				(35,000)		(35,000)
Engineering		(114,702)				(114,702)
Fire				3,084		3,084
Human Resources		(27,855)				(27,855)
Informational & Technology Services				37,000		37,000
Police				3,451		3,451
Public Works - Animal Shelter				1,400		1,400
Public Works - Facilities Maintenance				6,650		6,650
Public Works - Main		4,848				4,848
Total		(152,158)	0	16,585	0	(135,573)

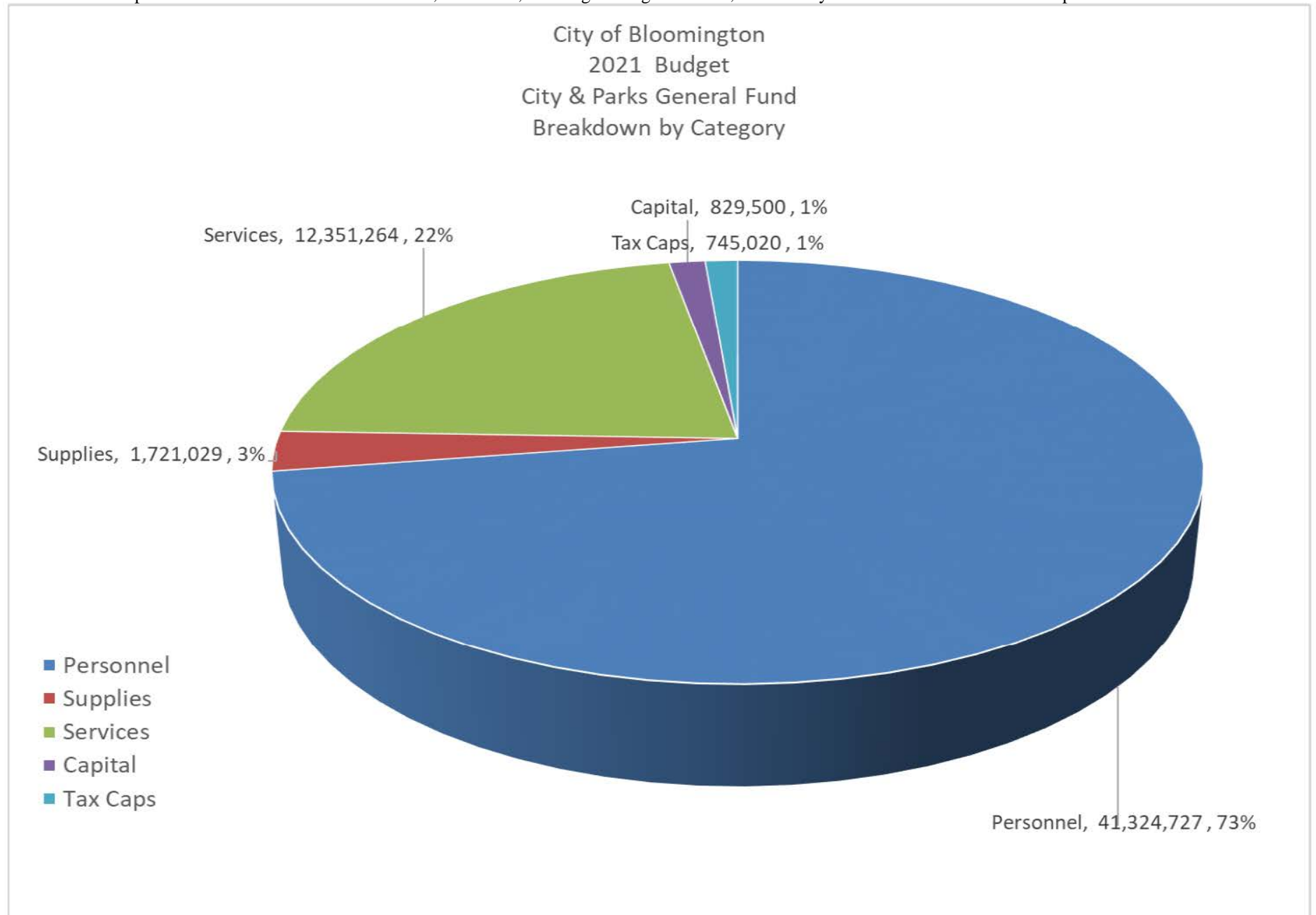
Thank you for your deliberations and consideration of the 2021 Budget proposal.

City of Bloomington
2021 Budget
City & Parks General Fund
Breakdown by Function

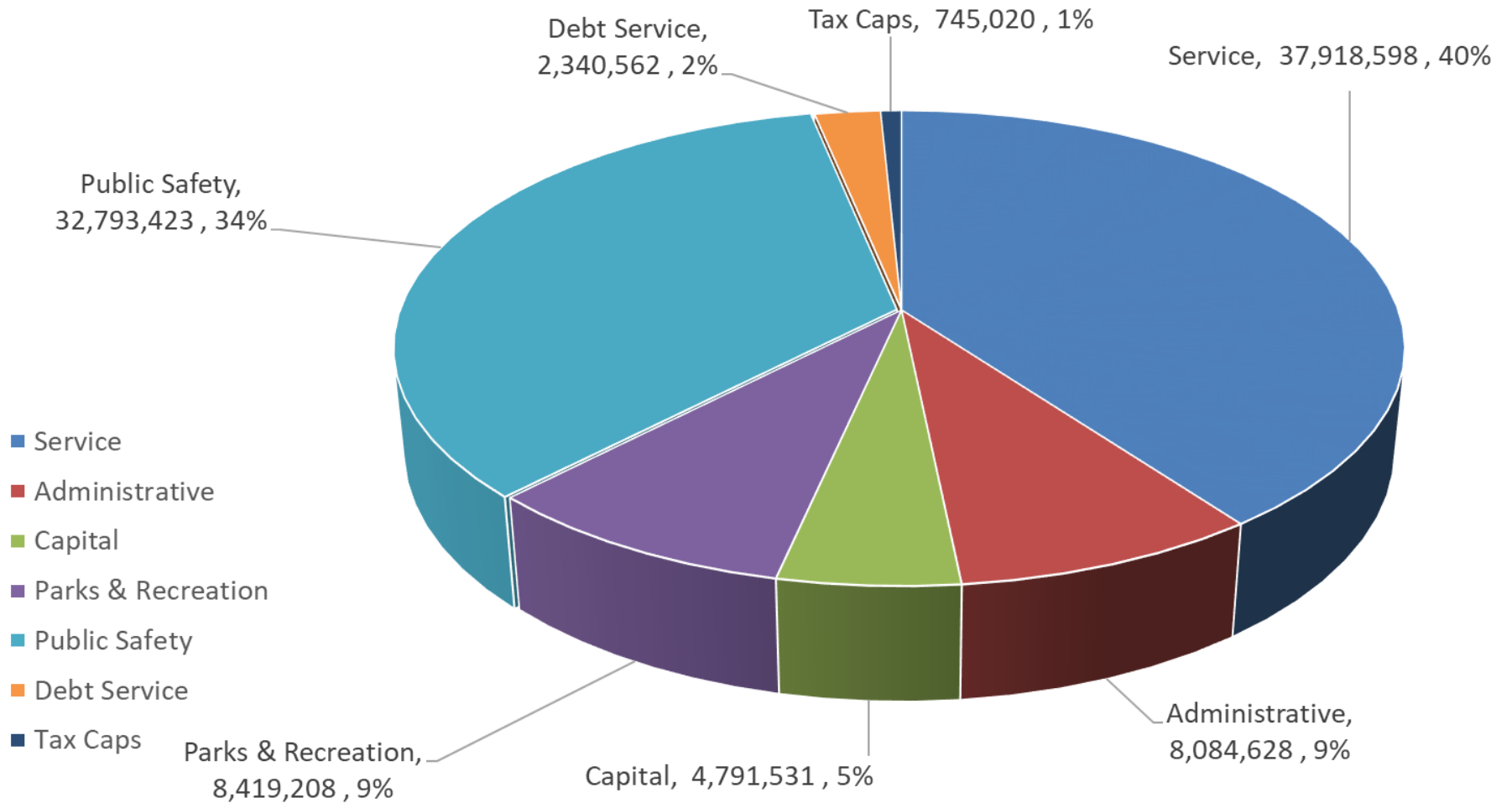
- Service
- Capital
- Administrative
- Parks & Recreation
- Public Safety
- Tax Caps



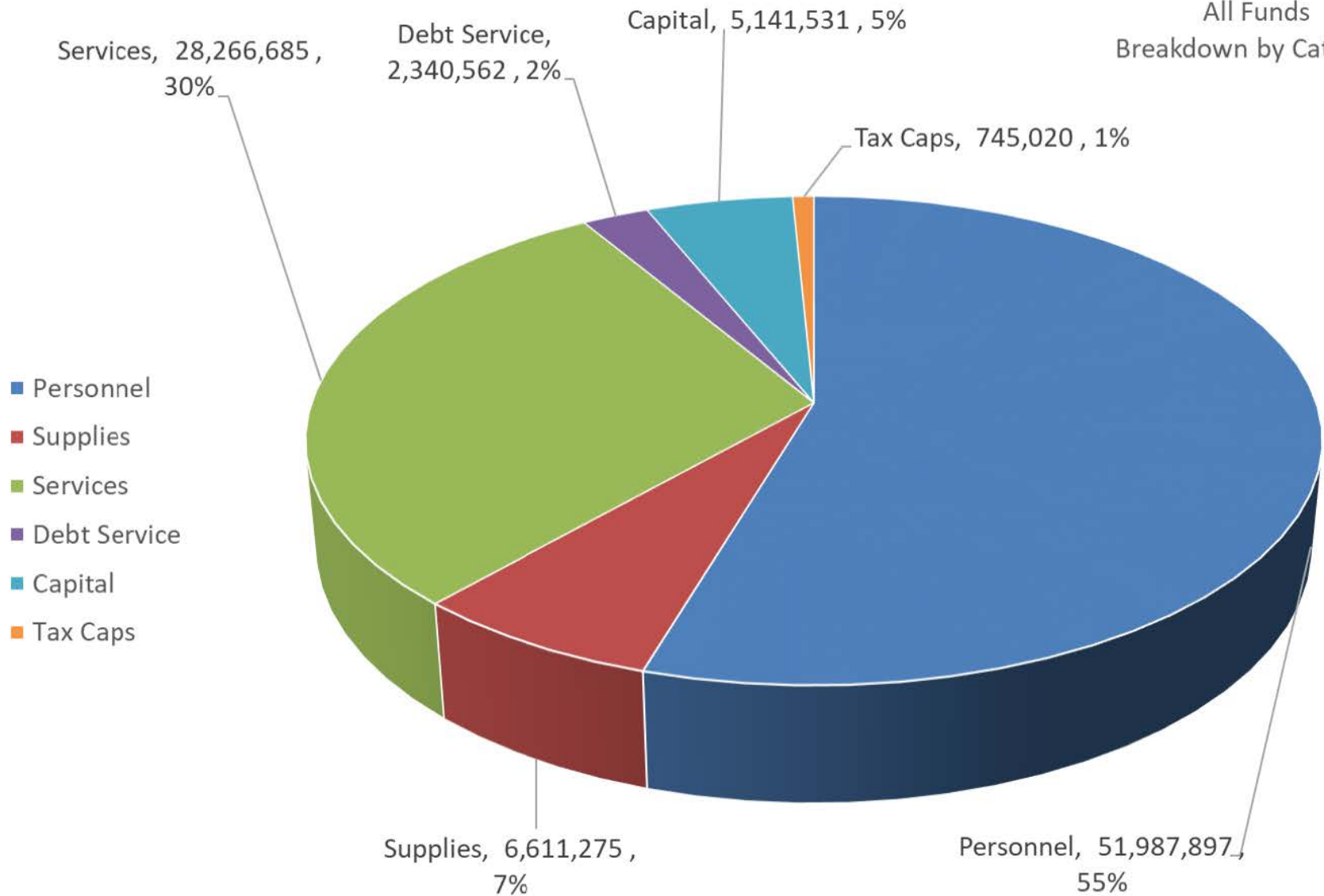
Service – This represents external services such as Street, Sanitation, Housing & Neighborhoods, Community Outreach and Business Development



City of Bloomington
2021 Budget
All Funds
Breakdown by Function



City of Bloomington
2021 Budget
All Funds
Breakdown by Category



City of Bloomington	
Historic Levy Growth	
Year	Increase
2003	4.8%
2004	4.7%
2005	4.4%
2006	3.9%
2007	4.0%
2008	3.7%
2009	4.0%
2010	3.8%
2011	2.9%
2012	2.9%
2013	2.8%
2014	2.6%
2015	2.7%
2016	2.6%
2017	3.8%
2018	4.0%
2019	3.4%
2020	3.5%
2021	4.2%

City of Bloomington	Summary of General Fund and Fund Balance			
2021 Budget				
		Actual 2019	Budget 2020	Budget 2021
Beginning Cash Balance at January 1		15,475,486	13,086,188	11,967,989
Revenue				
	Property Tax	22,718,813	23,384,350	24,292,466
	Local Option Income Tax	12,238,460	11,827,433	12,141,498
	Miscellaneous Revenue	7,296,262	10,429,347	10,872,069
Total Revenue		42,253,535	45,641,130	47,306,033
Expenditures				
	Actual/Budgeted Expenditures	41,890,904	46,759,329	46,552,332
Net Projected Expenditures		41,890,904	46,759,329	46,552,332
Revenues Minus Expenditures		362,631	(1,118,199)	753,701
Prior Year Encumbrances		2,751,929		
Rainy Day Transfer		-		2,000,000
Projected Year End Balances		13,086,188	11,967,989	10,721,690
Rainy Day Fund Balance		4,856,668	4,856,668	2,951,176
Total All Balances		17,942,856	16,824,657	13,672,866
Reserve Percentage		42.8%	36.0%	29.4%

City of Bloomington	Expenditure Budget Comparison - General Fund					
2021 Budget						
Department/Division	2020 Budget	2021 Budget	Recover Forward	Total 2021 Budget	Dollar Change	Percent Change
Board of Public Safety	3,415	3,415	0	3,415	0	0.00%
CFRD - Community & Family Resources	816,808	819,073	50,000	869,073	52,265	6.40%
Controller	2,258,552	1,889,844	114,022	2,003,866	(254,686)	-11.28%
Economic & Sustainable Development	986,792	1,036,566	1,125,000	2,161,566	1,174,774	119.05%
Engineering	0	1,300,057	0	1,300,057	1,300,057	
Fire	11,140,192	10,918,213	25,000	10,943,213	(196,979)	-1.77%
Housing & Neighborhood Development	1,566,726	1,540,709	0	1,540,709	(26,017)	-1.66%
Human Resources	952,398	746,822	0	746,822	(205,576)	-21.59%
Informational & Technology Services	2,370,281	2,571,747	50,000	2,621,747	251,466	10.61%
Legal	1,174,161	1,211,753	0	1,211,753	37,592	3.20%
Mayor	961,338	984,460	0	984,460	23,122	2.41%
Planning	2,983,816	1,378,489	0	1,378,489	(1,605,327)	-53.80%
Police	13,140,264	13,103,469	0	13,103,469	(36,795)	-0.28%
Property Tax Cap's	938,792	745,020	0	745,020	(193,772)	-20.64%
Public Works - Animal Shelter	1,903,972	1,741,435	0	1,741,435	(162,537)	-8.54%
Public Works - Facilities Maintenance	1,192,487	1,038,097	0	1,038,097	(154,390)	-12.95%
Public Works - Main	1,918,580	2,921,394	450,000	3,371,394	1,452,814	75.72%
Public Works - Sanitation	1,491,029	1,619,146	0	1,619,146	128,117	8.59%
			0			
Sub-Total	45,799,603	45,569,709	1,814,022	47,383,731	1,584,128	3.46%
Clerk	284,830	291,994	0	291,994	7,164	2.52%
Council	674,896	676,607	200,000	876,607	201,711	29.89%
Fund Totals	46,759,329	46,538,310	2,014,022	48,552,332	1,793,003	3.83%
Parks General Fund	Budget 2018			Budget 2019	\$ Change	% Change
Fund Totals	8,524,755	8,419,208	0	8,419,208	(105,547)	-1.24%

City of Bloomington													
Historic Cash Balance Projections		Year											
		2008	2009	2010	2011	2012	2013	2014	2015	2016	2017	2018	2019
	Fund #												
General Fund	101	(1,547,626)	(675,532)	1,783,698	(320,718)	4,591,554	5,655,188	7,067,335	9,197,843	12,021,636	13,673,243	15,475,486	15,838,117
Rainy Day Fund	102	4,763,707	5,078,480	5,939,823	4,596,469	4,604,420	4,618,557	4,630,833	4,643,384	4,658,566	4,696,680	4,760,551	4,856,668
Reserve Percentage to Budget		10.9%	14.1%	25.0%	13.3%	27.9%	29.5%	32.8%	38.0%	43.5%	46.9%	48.5%	50.9%
PS LIT	151	0	0	0	0	0	0	0	0	0	657,122	2,812,283	3,413,375
Food & Beverage	152	0	0	0	0	0	0	0	0	0	0	2,031,074	4,749,444
Parks General Fund	200	(939,072)	676,661	521,315	(196,325)	(226,362)	56,358	258,617	643,201	955,595	1,286,364	1,322,579	1,051,960
Bloomington Investment Incentive	251	619,720	641,440	639,114	335,087	379,592	483,021	516,233		1,234	1	5	21,035
Jack Hopkins Social Service Fund	270	0	0	0	0	0	0	0	0	0	0	52,694	73,624
Police Education	350	95,467	113,861	121,012	133,243	160,005	163,835	182,399	191,349	81,595	181,325	158,947	120,564
Dispatch Training	356	66,078	66,735	84,361	90,405	97,795	96,604	93,697	87,823	81,595	76,503	73,304	70,194
Non-Reverting Telecommunications	401	1,477,699	1,486,680	1,150,581	1,308,560	1,565,952	1,678,390	1,714,676	956,654	684,909	773,220	810,983	716,951
Non-Reverting Improvement 1 (Westside)	405	138,296	161,196	260,567	300,913	280,963	260,005	114,676	397,589	247,390	0	103,000	206,000
Electronic Map Generation	409	17,510	17,731	12,807	7,262	8,076	8,965	9,679	10,222	8,072	6,800	5,855	6,047
Enhanced Access	410										5,754	5,969	6,254
Local Roads & Streets	450	190,675	80,480	364	286,832	(197,524)	90,026	177,102	211,417	158,651	395,174	978,511	1,341,729
Motor Vehicle Highway	451	1,086,453	910,961	34,350	255,538	1,262,781	1,221,535	978,783	655,575	1,096,348	1,164,365	2,064,150	2,075,390
Parking Facilities	452	250,232	754,933	1,006,580	816,722	462,293	1,133,164	1,606,811	1,835,623	2,241,769	2,313,703	1,509,844	12,429,510
Alternative Transportation	454	51,586	167,297	169,696	340,183	66,497	161,987	260,588	745,720	996,865	1,147,977	1,281,288	878,539
Parking Meter	455	0	0	0	0	0	0	258,491	989,527	1,608,382	2,263,482	3,000,059	4,269,020
BMFC Showers	508	46,781	69,585	66,039	66,730	47,431	28,871	28,746	27,981	28,521	0	0	0
Bicentennial Bonds	513	0	0	0	0	0	0	0	0	0	0	0	118,181
City GO Bonds	519	0	0	0	0	0	0	0	0	0	121,207	138,110	145,499
Parks GO Bonds	520	0	0	0	0	0	0	0	0	0	73,778	86,825	93,988
Cumulative Capital Development (Cig Tax)	600	99,749	19,218	20,135	18,221	49,475	83,323	307,720	419,036	198,537	79,521	14,680	86,136
Cumulative Capital Development	601	483,407	648,734	948,408	504,651	(17,702)	1,275,322	1,073,717	1,006,686	1,036,354	2,040,471	1,895,790	1,848,586
Vehicle Replacement Fund	610	0	2,708,841	910,081	542,361	351,565	195,940	163,648	250,579	347,720	669,413	606,616	649,443
Solid Waste	730	160,344	186,961	93,970	13,208	195,203	195,203	0	0	0	0	0	0
Risk Management	800	17,084	64,484	65,540	61,622	156,527	23,712	404,879	555,534	516,384	363,671	183,599	146,100
Fleet Maintenance	802	146,173	92,591	184,767	380,928	724,409	958,283	853,127	897,238	373,070	275,578	361,806	840,772
Police Pension	900	1,167,032	1,554,454	1,364,283	1,465,086	484,261	1,222,301	1,201,664	1,213,713	1,206,491	1,192,398	1,206,648	1,220,168
Fire Pension	901	1,396,206	2,017,362	1,727,329	1,720,600	547,562	1,421,525	1,248,216	1,311,192	1,475,745	1,464,601	1,525,148	153,815
Housing Trust Fund	905	0	0	0	0	0	0	0	0	0	1,411,848	1,294,160	1,131,349
Total		9,787,501	16,843,153	17,104,820	12,727,578	15,594,773	21,032,115	23,151,637	26,247,886	30,025,429	36,334,199	43,759,964	58,558,459

Fire Department											Future	
Item	2021	2022	2023	2024	2025	2026	2027	2028	2029	2030	Projects	Grand Total
100 Ft Aerial Platform (T1)						1,700,000						
75-100 Ft Aerial Ladder (T2)								1,575,000				
Automatic External Defibrillators	73,700											
Add New Engine 2 (After Station 2 Remodel)											600,000	
Add New Engine 6 (With Station 6)											600,000	
Add New Engine 7 (With Station 7)											600,000	
Brush Truck		150,000										
Confined Space Rescue Truck		100,000										
Engine/Pumper (E1)									790,000			
Engine/Pumper (E3)							730,000					
Engine/Pumper (E4)					670,000							
Engine/Pumper (E5)				650,000								
Fire Fighting Gear	85,000	10,500	175,000	190,000	12,200	12,800	13,400	14,100	14,900	200,000		
Medium Rescue Truck (R2)			450,000									
Full Sized Pick-Up (SQ1)									78,000			
Full Sized Pick-Up (P3)							68,000					
Full Sized Pick-Up (CH1)							68,000					
Full Sized Pick-Up (SUPP1)							68,000					
Full Sized SUV (B1)				62,000								
Full Sized SUV (B2)					64,000							
Full Sized SUV (CH2)				62,000								
Full Sized SUV (P2)					64,000							
Full Sized SUV (P1)								72,000				
New Hybrid SUV (AC OPS)	63,000									65,000		
New Hybrid SUV (AC ADMIN)	63,000									65,000		
New Hybrid SUV (Training Officer)	41,350									45,000		
Fire Gear Washer	17,345		40,000						60,000			
New Fire Station (6, Southeast)											5,500,000	
New Fire Station (7, Southwest)											6,000,000	
Physical Fitness Equipment				75,000								
Radios		500,000					620,000					
Relocate Station 3-IU*											5,500,000	
Sedan (Pool)									50,000			
Self Contained Breathing Apparatus/Compressor	110,000				850,000							
Station 1 Repairs (urgent)	150,000	300,000										
Station 1 Repairs (projected)											600,000	
Station 2 Repairs (urgent)	150,000	300,000										
Station 2 Repairs (projected)											815,000	
Station 2 Addition											500,000	
Station 3 Repairs (urgent)											310,000	
Station 4 Repairs (urgent)											640,000	
Station 4 Replacement											5,500,000	
Station 5 Repairs (urgent)											400,000	
Station 5 Replacement											5,500,000	
Storage/Training Facility	55,000	56,100	57,222	58,366	59,534	60,724	61,939	63,178	64,441	65,730	1,000,000	
Training Tower											1,000,000	
Total - Fire	808,395	1,416,600	722,222	1,097,366	1,719,734	1,773,524	1,629,339	1,724,278	1,057,341	440,730	35,065,000	47,454,529

Police Department											Future	
Item	2021	2022	2023	2024	2025	2026	2027	2028	2029	2030	Projects	Grand Total
Hand Guns	6,000		3,000	3,000	3,000	4,000	4,000	4,000	4,500	4,500		
Rifles	2,500	3,000	3,000	4,000	4,000	4,000	7,500	5,500	5,500	5,500		
Less Lethal Rounds (Ex: Bean Bags/Sponge)	6,000	6,000	6,000	6,000	6,000	6,000	6,000	6,000	7,000	7,000		
Radios	60,000	50,000	50,000	50,000	50,000	50,000	50,000	65,000	65,000	65,000		
Exterior Security Cameras	4,000	4,000	4,000	4,000	4,000	4,000	4,000	4,000				
Body Worn Cameras	100,000	350,000	75,000	75,000	355,000	75,000	75,000	360,000	75,000	75,000		
Automatic External Defibrulators	5,000	5,000	5,000	5,000	5,000	5,000	5,000	5,000				
Enhanced Technology (License Plate Reader & Other)	55,000	55,000										
K9 (Dog and Equipment minus vehicle)					20,000					20,000		
Patrol Body Armor	15,000	13,000	13,000	13,000	13,000	13,000	13,000	13,000	15,000	25,000		
Critical Incident Response Team Body Armor	12,000	12,000	12,000	12,000	12,000	12,000	12,000	12,000	14,000	15,000		
Air Purifying Respirators / Gas Masks	15,000	7,000	7,000	7,000	7,000	7,000	7,000	7,000	10,000	10,000		
Vehicles - Patrol & Administration	538,000	535,000	550,000	650,000	605,000	650,000	525,000	540,000	540,000	565,000		
Alternative Transportation (Electric, ATV, Motorcycle)	15,000		15,000				15,000					
Large Evidence Storage/Training/Range Complex				200,000								
Training Simulator												
Headquarters Replacement											6,500,000	
Total - Police	833,500	1,040,000	743,000	1,029,000	1,084,000	830,000	723,500	1,021,500	736,000	792,000	6,500,000	15,332,500
Grand Total - Police & Fire	1,641,895	2,456,600	1,465,222	2,126,366	2,803,734	2,603,524	2,352,839	2,745,778	1,793,341	1,232,730	41,565,000	62,787,029

PS LIT Distribution		PS LIT Distribution		2021 Requests		Police	
Amount Available	1,618,301	Police	Fire	Fire	Police	Item	Amount
Allocated	(1,618,301)	Item	Amount	Amount	Item	Amount	Amount
Net	0	Hand Guns	6,000	Automatic External Defibrulators	73,700	Hand Guns	6,000
		Rifles	2,500	Fire Fighting Gear	85,000	Rifles	2,500
		Less Lethal Rounds (Ex: Bean Bags/Sponge)	6,000	New Hybrid SUV (AC OPS)	63,000	Less Lethal Rounds (Ex: Bean Bags/Sponge)	6,000
		Radios	60,000	New Hybrid SUV (AC ADMIN)	63,000	Radios	60,000
		Exterior Security Cameras	4,000	New Hybrid SUV (Training Office)	41,350	Exterior Security Cameras	4,000
		Body Worn Cameras	100,000	Fire Gear Washer	17,345	Body Worn Cameras	100,000
		Automatic External Defibrulators	5,000	Self Contained Breathing Apparatus	110,000	Automatic External Defibrulators	5,000
		Enhanced Technology (License Plate Reader & Other)	55,000	Station 1 Repairs (urgent)	150,000	Enhanced Technology (License Plate Reader & Other)	55,000
		Patrol Body Armor	15,000	Station 2 Repairs (urgent)	150,000	Patrol Body Armor	15,000
		Critical Incident Response Team Body Armor	12,000	Storage/Training Facility	46,576	Critical Incident Response Team Body Armor	12,000
		Air Purifying Respirators / Gas Masks	14,830			Air Purifying Respirators / Gas Masks	15,000
		Vehicles - Patrol & Administration	538,000		799,971	Vehicles - Patrol & Administration	538,000
				Total			
		Total	818,330			Total	818,500

City of Bloomington Annual Capital Replacement Plans

Fund	Department	Transaction	Amount	Fund Total
General Fund	Public Works	Capital and land acquisition costs	337,500	
	Engineering	Street, Intersection & Sidewalk projects	318,000	
	Facilities	City Hall HVAC Replacements	75,000	
		City Hall Safety Bollards at parking lot entrances	24,000	
		Public Works Facilities Digital Communication System	25,000	
	ITS	AV and IT improvements for City meeting rooms.	50,000	829,500
Telecom	ITS	Server Room improvements	10,000	
		Capital Replacement - Laptops/Scanners/Printers	153,500	
		Ethernet Network Update	50,000	
		Nutanix Node for Redundancy	98,000	311,500
Alternative Transportation	Common Council	City Council Sidewalk	330,000	
	Engineering	Alt Trans Maintenance	110,000	
		Greenways	215,000	655,000
Parking Meter	Parking	Repair Kirkwood Intersections (Lincoln, Washington, Dunn)	126,000	
		Computer Capital Replacement	1,230	127,230
Cumulative Capital Development	Street	Pavement Marking Contract	150,000	
	Engineering	Downtown Curb Ramps	100,000	
		Greenway Design and Construction	80,000	
		Guardrail Improvements	50,000	
		Traffic Calming	0	380,000
Vehicle Replacement Fund	Various	Equipment & Vehicle Leases/Purchases	191,000	
		Backhoe	90,000	
		Turf Sprayer	15,000	
		Turf Roller (used)	10,000	
		Utility Pickup Truck	58,000	
		Hybrid Vehicle (Parks Patrol Staff)	36,000	400,000
Fleet Maintenance	Fleet Maintenance	Fueling Site Facility Improvements	190,000	
		Air Jacks	230,000	420,000
Grand Total			3,123,230	3,123,230