

**AGENDA**  
**BOARD OF PUBLIC SAFETY REGULAR MEETING**  
**TUESDAY, SEPTEMBER 17, 2019**  
**AT 6:00 P.M.**  
**BLOOMINGTON CITY HALL**  
**401 N MORTON STREET**  
**BLOOMINGTON, IN 47404**  
**MCCLOSKEY CONFERENCE ROOM**

1. CALL TO ORDER
2. APPROVAL OF MINUTES – August 20, 2019
3. POLICE DEPARTMENT BUSINESS
  - a. Report on Monthly Statistics and Training,  
Letters of Appreciation and Commendation
    - \* Officer Tibbs and Officer Jurgeto
    - \* Detective Scott
    - \* Officer Deckard
  - b. General Business
  - c. Purchases: Expenditures/Procurements
  - d. Personnel Issues
4. CIRT DEPLOYMENT REPORT
5. FIRE DEPARTMENT BUSINESS
  - a. Promotion
    - \* Blackwell
    - \* McWhorter
    - \* Sterrett
  - b. Report on Monthly Statistics and Training,  
Letters of Appreciation and Commendation
  - c. General Business
  - d. Purchases: Expenditures/Procurements
  - e. Personnel Issues
6. BOARD BUSINESS
  - a. Signatures of Claims
7. OTHER BUSINESS
8. PUBLIC COMMENT
9. ADJOURNMENT

---

## **BLOOMINGTON BOARD OF PUBLIC SAFETY**

The Bloomington Board of Public Safety held a Regular Meeting on **Tuesday, August 20, at 6:00 p.m.**, in the City of Bloomington McCloskey Conference Room located at 401 N. Morton Street, Bloomington, Indiana.

### **CALL TO ORDER**

President Susan Yoon called the meeting to order at about 6:15 p.m. Other Board members present were: Luis Fuentes-Rohwer, Maqubé Reese, Rafi Hasan and Kim Gray.

### **WELCOME TO NEW BOARD MEMBER**

Susan Yoon welcomed Rafi Hasan to the Board. Board member Hasan introduced himself.

### **APPROVAL OF MINUTES**

Susan Yoon introduced the approval of the July 16, 2019 minutes. Rafi Hasan noted a typographical error. Luis Fuentes-Rohwer made a motion to approve the minutes as corrected. Maqubé Reese seconded the motion and the motion carried with Rafi Hasan abstaining.

### **CERTIFICATION OF EXECUTIVE SESSION**

Susan Yoon certified that the Executive Session was for receiving information concerning the Todd, Garrison and Waggoner disciplinary matters.

### **FIRE DEPARTMENT DISCIPLINARY MATTERS**

#### **Fire Fighter Todd**

Mike Rouker presented Chief Moore's disciplinary recommendation concerning major misconduct of Probationary Fire Fighter Todd. The Chief recommended that the Board find that major misconduct was committed by Todd and to formally withdraw Todd's offer of employment and that he be discharged immediately.

Board President Yoon called for any discussion. There being no discussion Maqubé Reese made a motion to uphold Chief Moore's recommendation; Luis Fuentes-Rohwer seconded the motion. Motion passed unanimously.

#### **Fire Fighter Waggoner**

Mike Rouker presented Chief Moore's disciplinary recommendation concerning minor misconduct of Probationary Fire Fighter Waggoner. The Chief recommended that the Board find that minor misconduct was committed by Waggoner and to formally suspend, without pay, Waggoner for a period of forty-eight (48) hours.

---

Board President Yoon called for any discussion. There being no discussion Maqubé Reese made a motion to uphold Chief Moore's recommendation; Luis Fuentes-Rohwer seconded the motion. Motion passed unanimously.

#### Fire Fighter Garrison

Mike Rouker presented Chief Moore's disciplinary recommendation concerning major misconduct of Probationary Fire Fighter Garrison. The Chief recommended that the Board find that major misconduct was committed by Garrison and to formally withdraw Garrison's offer of employment and that he be discharged immediately.

Board President Yoon called for any discussion. There being no discussion Maqubé Reese made a motion to uphold Chief Moore's recommendation; Luis Fuentes-Rohwer seconded the motion. Motion passed unanimously.

### **FIRE DEPARTMENT BUSINESS**

#### Training and Incident Reports and Statistics; Letters of Appreciation and Commendation

Deputy Fire Chief Jayme Washel reported on the monthly statistics. Brief discussion was held on response time and community education.

There were letters of appreciation and commendation. BFD was commended for its work to free a young lady stuck in an elevator. There was also a thank you for a presentation held at Hanapin Marketing.

General Business – Deputy Chief Washel noted all apparatus' in service.

#### Purchases: Expenditures/Procurement

Deputy Chief Washel noted that the department will have a software purchase and noted another fire engine purchase. Board Member Gray ask for details on software purchase. Washel explained it is for data analysis.

#### Personnel Issues

Deputy Chief Washel reviewed stats on employee on light duty

### **POLICE DEPARTMENT BUSINESS**

#### Report on Monthly Statistics, Training and Incident Reports; Letters of Appreciation and Commendation

Deputy Police Chief Joe Qualters reported on the monthly statistics, training and letters of appreciation and commendation. Susan Yoon questioned call volume and how the student population impacts that. Qualters said that the stats are now showing that the volume doesn't go down during the summer as they have in the past. He did note aggravated assaults are up and simple assaults were down.

Board member Luis Fuentes-Rohwer asked how Bloomington compares to other cities. Deputy Police Chief Qualters stated that they are getting a better idea of that because of using a new stat reporting system, NIBRS. Discussion was held on reporting. Board member Rafi Hasan noted cycles that happen and Qualters agreed. Qualters presented training and community engagement information which included the National Night Out Event and active shooter training.

Qualters reviewed, as per the Board's, request, stats on the social work and neighborhood resource specialists. Discussion was held on referrals from and to these employees.

Discussion was held on hate crime stats; Qualters noted this is reported on a quarterly basis. Susan Yoon requested that they see stats on that in next month's report.

Discussion was held on the City's night ambassador and the neighborhood specialist as well as further discussion on active shooter training availability. Deputy Fire Chief Washel noted a training with Indiana University simulating active shooter at a football game and emergency response to that situation.

Two letters of appreciation were noted concerning Detective Mike Baker and Detective McCamey in assisting U.S. Marshalls in an investigation. There was also a thank you for Coffee with a Cop at the College Mall and a thank you for keeping everyone safe at the Farmer's Market.

#### General Business

Deputy Chief Qualters noted that Chief Diekhoff was presenting the department's annual budget in which the department is requesting two additional officers.

#### Purchases: Expenditures/Procurements

Deputy Chief Qualters noted that the Dept. plans to buy body cams.

#### Personnel Issues

Captain Ryan Pedigo reported on personnel issues.

#### CIRT Deployment Report – None

### **REVIEW OF BPS PAYROLL AND CLAIMS**

Police Chief Diekhoff and Deputy Fire Chief Washel agreed the payrolls and claims were correct. Board signed the claims.

### **BOARD BUSINESS**

Discussion was held on outdoor public event safety protocol.

It was noted that Labor Day weekend will be full of public events locally and the Board and Chiefs generally discussed how resources are allocated.

Deputy Chief Qualters noted that they allocate resources based on many factors such as type of event, location, history of event, climate and whether the event is private or public. He noted that during Labor Day weekend almost all officers are working.

Luis Fuentes-Rohwer had questions on a recent arrest at the Farmer’s Market. Discussion was held on protocol in general and facts on the arrest with Deputy Police Chief Qualters presenting facts about the incident. Qualters directed the Board to the Department’s General Order which is the procedure and policy for arrests, handling and transportation of detainees.

Police Chief Diekhoff noted that decisions were made on safety of officers and safety of the person being arrested for handcuffing this individual. Chief Diekhoff referenced national standards and training in which it is advised to handcuff subjects. Diekhoff noted that the department received lots of thanks as well as criticism and hoped the Board understands the difficult situation that the Department is in.

Further general discussion was held on the recent arrest at the Farmer’s Market, KKK posters and basic safety protocol of outdoor public events.

**OTHER BUSINESS**

None

**PUBLIC COMMENT**

None

**AJOURNMENT**

Fuentes-Rohwer made a motion to adjourn the meeting. Meeting adjourned at 7:20 p.m.

Respectfully submitted,  
Heather Whitlow, Recording Secretary  
Board of Public Safety

**The minutes of the August 20, 2019 Board of Public Safety Meeting were approved this 17<sup>th</sup> day of September 2019.**

\_\_\_\_\_  
\_\_\_\_\_  
\_\_\_\_\_

# **Bloomington Police Department**

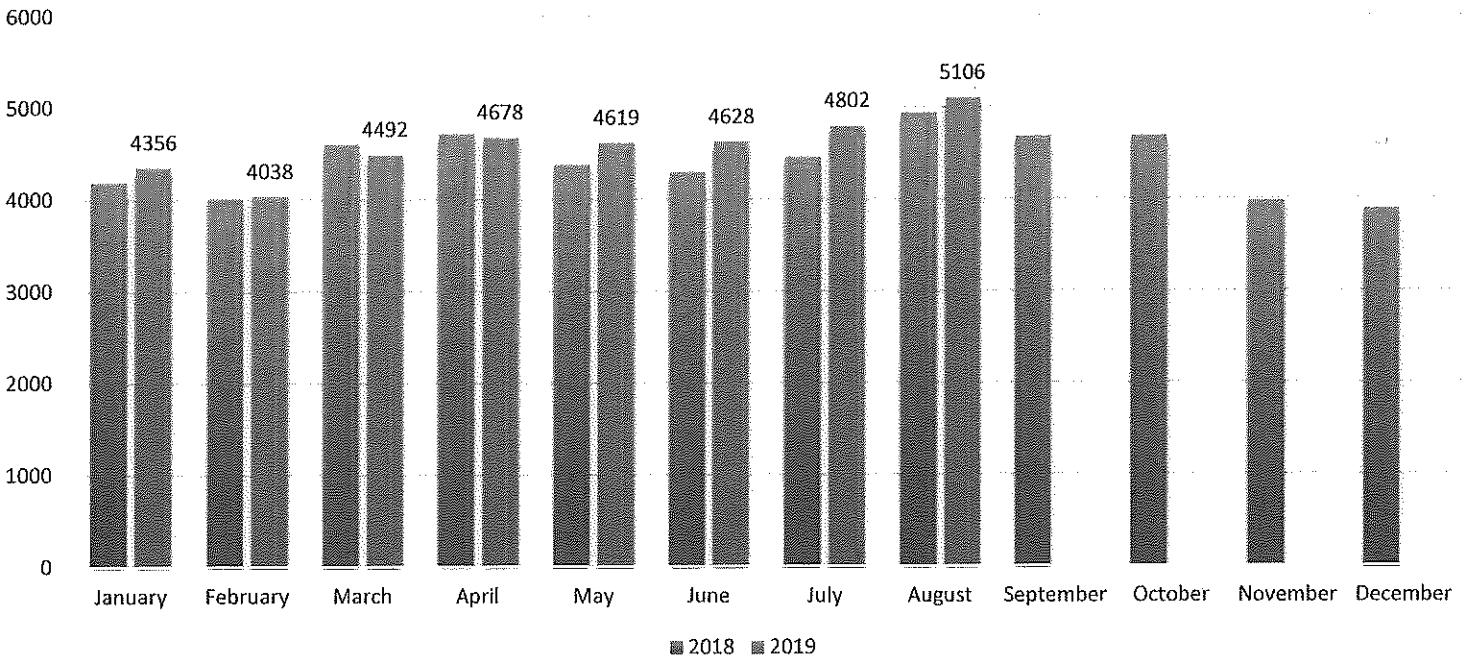
## **Board Of Safety**

### **Statistical Report**

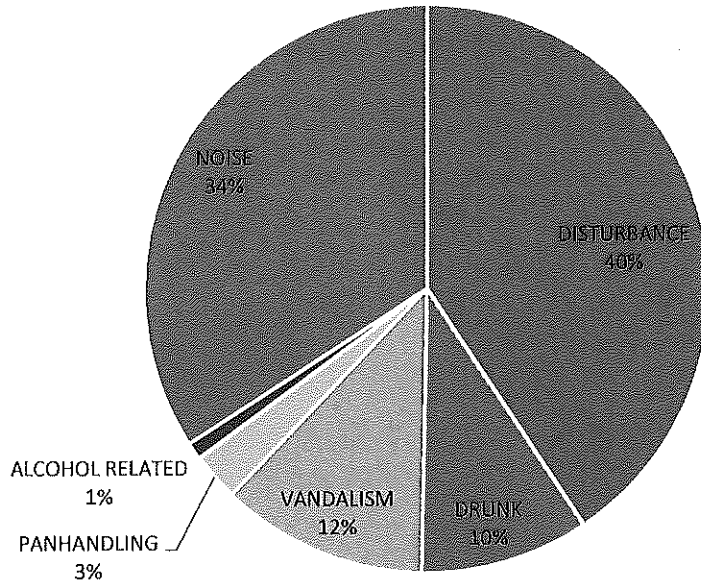
**August 2019**



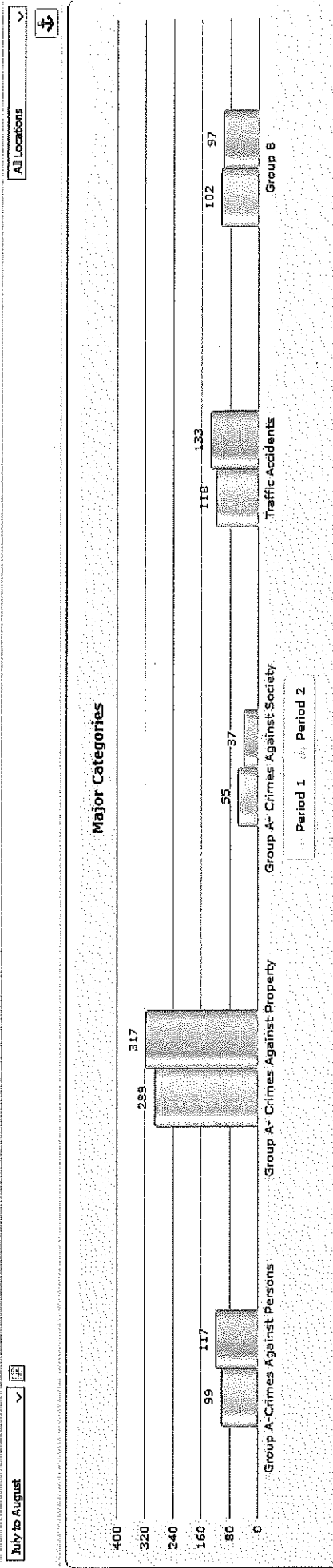
## 2018-2019 Calls For Service Totals



## August 2019 Nuisance Calls for Service

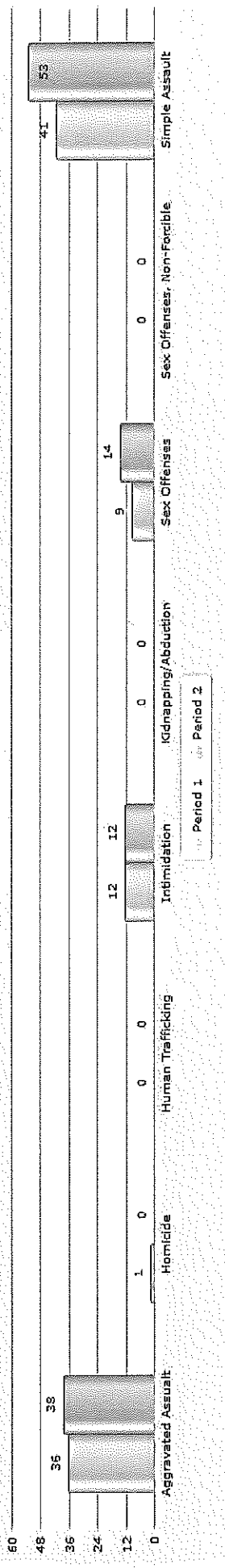


All of the Case data below is based on new NIBRS categories; however, calculated close to UCR, only counting one hierarchy crime per case. These numbers will not match what is reported to NIBRS.



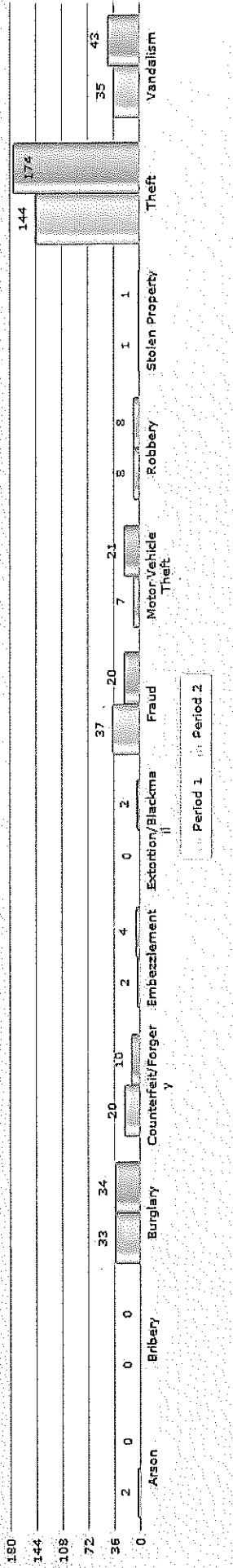


Group A-Crimes Against Persons



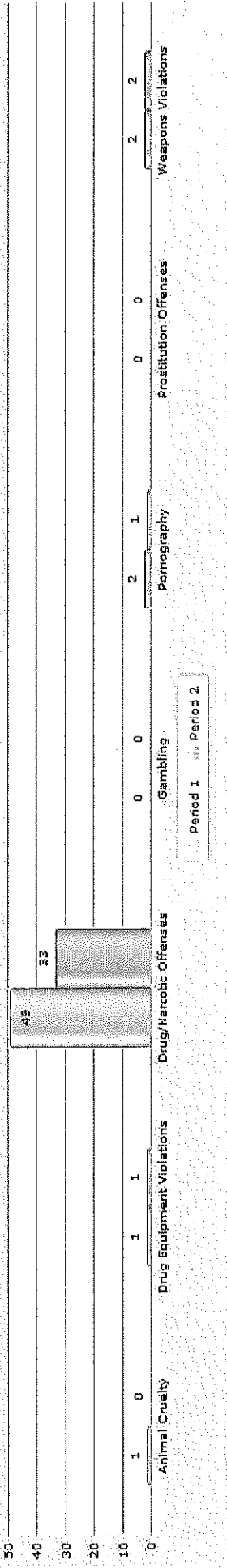
Category	Period 1	Period 2	TOTAL
<b>A</b> Aggravated Assault	36	38	74
<b>H</b> Homicide	1	0	1
<b>HT</b> Human Trafficking	0	0	0
<b>I</b> Intimidation	12	12	24
<b>K</b> Kidnapping/Abduction	0	0	0
<b>S</b> Sex Offenses	9	14	23
<b>N</b> Sex Offenses, Non-Fordble	0	0	0
<b>A</b> Simple Assault	41	53	94
Crime Rates: 14.83% (Period 1) vs 17.53% (Period 2)			Avg: 16.18%

Group A - Crimes Against Property



Category	Period 1	Period 2	Total
Arson	2	0	2
Bribery	0	0	0
Burglary	33	34	67
Counterfeit/Forgery	20	10	30
Embezzlement	2	4	6
Extortion/Blackmail	0	2	2
Fraud	37	20	57
Motor Vehicle Theft	7	21	28
Robbery	8	8	16
Stolen Property	1	1	2
Theft	144	174	318
Vandalism	35	43	78

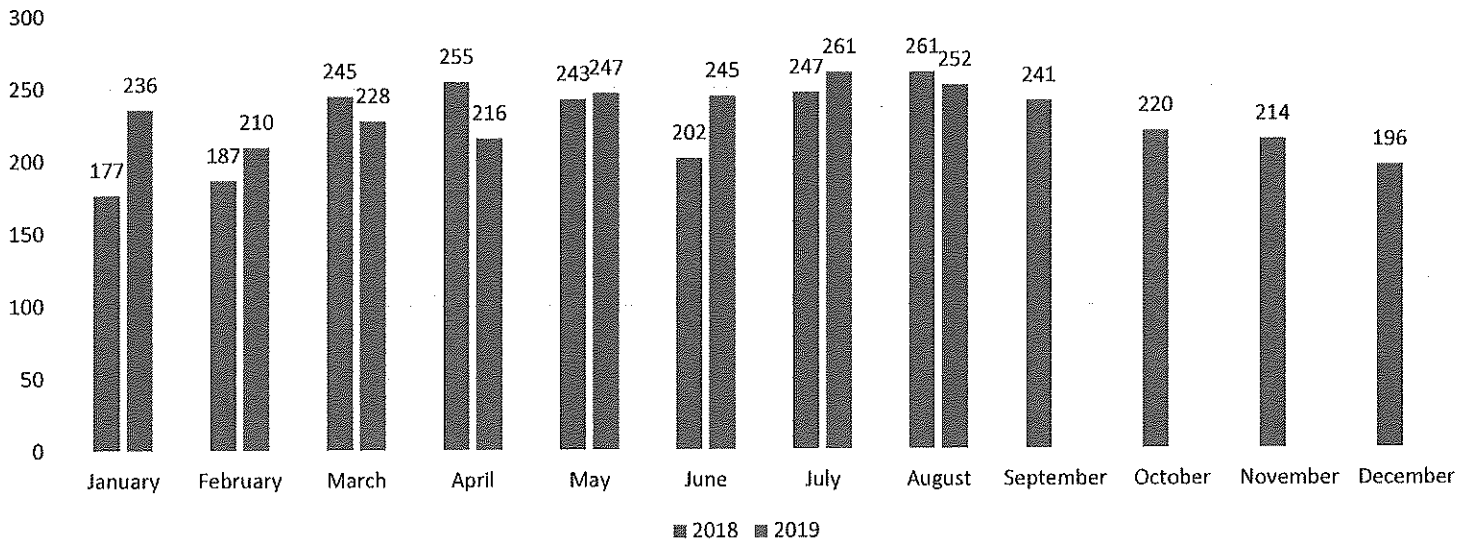
Group A - Crimes Against Society



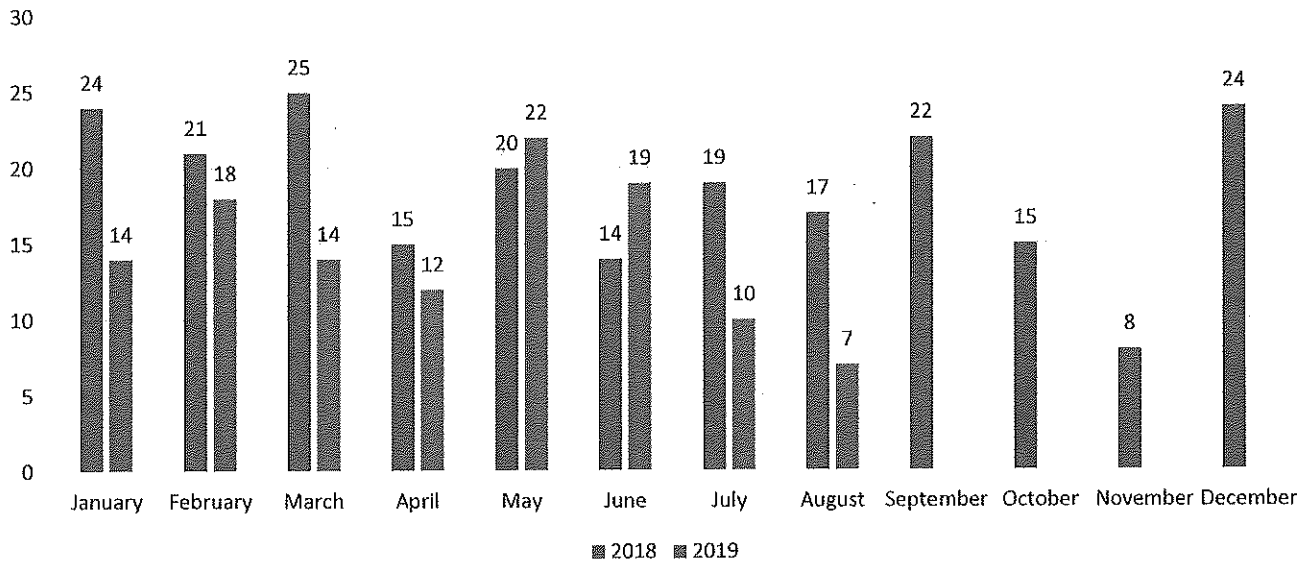
Category	Period 1	Period 2	Total
<b>A</b> Animal Cruelty	1	0	1
<b>P</b> Drug Equipment Violations	1	1	2
<b>D</b> Drug/Narcotic Offenses	49	33	82
<b>G</b> Gambling	0	0	0
<b>P</b> Pornography	2	1	3
<b>P</b> Prostitution Offenses	0	0	0
<b>W</b> Weapons Violations	2	2	4

Crime Rates: 8.25% Avg: 6.8%

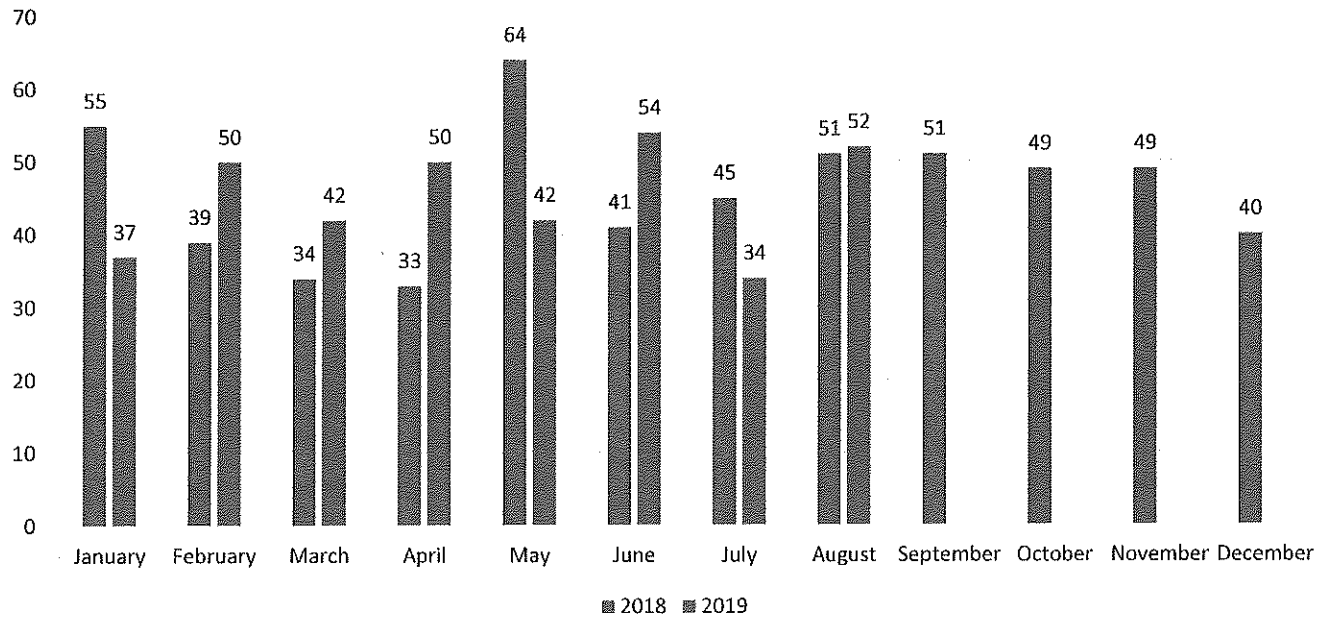
### 2018-2019 Adult Arrests



### 2018-2019 Juvenile Referrals



### 2018-2019 Domestic Violence Cases



UCR/IND. HATE CRIMES		
	2018	2019
Jan-Mar	1	1
Apr-June	3	2
July - Sept	1	
Oct - Dec	2	
<b>TOTALS:</b>	<b>7</b>	<b>3</b>



# BLOOMINGTON POLICE DEPARTMENT

## Board of Public Safety Report



September 12, 2019

### CRIME TRENDS/MAJOR CASES:

-Eastside vehicle theft series

-7 subjects charged with residential entry after being found inside of an apartment that was left unlocked

---

### TRAINING

Training Hours: 1032.5

#### Training Highlights:

-Crisis Intervention Team (21 hrs./5officers)

-Hostage Negotiator (16 hrs./6 officers)

-Trauma in Law Enforcement (24 hrs./2 officers)

---

### COMMUNITY ENGAGEMENT

Community Engagement Events: 37

Community Engagement Hours: 80.44

Officers Involved: 69

#### Community Engagement Events-Prior:

-National Night Out

-Visit to redbud Hills Retirement Center (Heroes Breakfast)

-Visit to Bloomington High School North

### **Community Engagement Events-Upcoming:**

- Citizen's Police Academy (11 weeks)
  - Fiesta del Otono (September 21)
  - Coffee with a Cop @ The Graduate Hotel (September 26)
  - College Mall Touch a Truck (September 28)
- 

### **Police Social Worker**

Total Number of Referrals: 14

Total Number of PSW Contacts: 75

### **Highlights:**

- Assisting someone with getting rent covered for 2 months while they seek employment
  - Working with insurance rep to ensure medications are delivered to an elderly woman
  - Fewer referrals for month overall, but receiving more from Night Shift personnel which is a positive step for the program
  - Providing assistance to personnel from MCCSC and Probation among others who have begun reaching out to PSW
- 

### **Neighborhood Resource Specialists**

Total Calls for Service: 78

---

### **ARV Stats**

Number	Full Call-Out	Partial Call-Out	Nature	How Received	Date	Time	District			
B19-34655	Yes	No	Barricade	MCSO Patrol	8-20-2019	1020hrs	MCSO			
Suspect Gender	Suspect Age	Suspect Race	Suspect Armed	Forced Entry	Less Lethal Munition	Distracti on Device	Weapon Fired	ARV Present	ARV Ram Used	Negotiation
M	37	White	Unknown	Yes	Yes	Yes	No	Yes	No	Attempted

**Officer Ryan Tibbs and Taylor Jurgeto**

**Police Department**

systems@bloomington.in.govpolice@bloomington.in.gov

**Timestamp:** 8/15/2019 10:27:34

**Please describe the person/incident you wish to compliment. :**

Dear Bloomington Police Department, I am writing to thank you for your response to my daughter's traffic accident yesterday (Wednesday, August 14th, 2019). It was a minor accident, and no one was hurt, thankfully. But my daughter is a sixteen-year-old new driver, and it was her first accident. She was crying and very upset. I drove to the scene from work after she called me, and I was with her as we waited for the officers to arrive. Both officers, a man and woman, were very nice and professional. I especially want to thank the young woman officer. She was very compassionate and kind to my daughter. It is wonderful to know that we have such compassionate officers in Bloomington. Unfortunately I did not get the officer's name. But I hope you can identifier her from the accident report number, which is B19-33767. In addition to my work as a professor at IU, I serve as President of the Board of Trustees for the Monroe County Public Library. Through my work at the Library I am very aware of how much the Police Department does to keep our streets and downtown safe and welcoming. Thank you for all the excellent work that you do. Sincerely, John A. Walsh

**Your name:** John A. Walsh  
**Address:** 3006 S Olcott Blvd. Bloomington IN 47401  
**Email:** jawalsh@indiana.edu  
**Phone:** 812-360-0951  
**Date of the occurrence:** 8/14/2019



## Detective Chris Scott

### car towing from the fields

Inboxx

**susan yoon** 11:37 AM (4 hours ago)

to Michael, me, Ryan

Wow, I was so impressed with the quick resolution to the car towing scam at the fields apartments! I felt so bad for the students when I first read the story in the paper. It was so interesting to read about the process of tracking down the suspect and the ultimate arrest. I hope you find the last missing car, and hopefully students who actually paid the huge amount to get their cars back will come forward and try to get back some of their money.

Congrats and thanks,

Susan

# Thank you, officer Deckart

## To the editor:

Several days ago, I experienced a steady harassment from a business. Because I could not solve the issue, I went to the police station for help and talked to Bloomington police officer Brandon Deckart. I want to officially and publicly thank him for his kind support. As my mother told me 82 years ago, if you need help, find a police officer.

**RUTH RIVES**  
Bloomington



# City of Bloomington Fire Department

**Respect - Integrity - Service - Excellence**

"Saving Lives and Protecting Property with Honor and Professionalism"

TO: Board of Public Safety  
CC: Chris Wheeler, Mike Rouker, and Jennifer Lloyd  
FROM: Jason Moore, Fire Chief  
DATE: 10 September 2019  
RE: Approval of Promotion / Chauffeur Promotional List

The City of Bloomington Fire Department (BFD) recently held a promotional testing process to fill current and future vacancies. The following individuals have successfully completed that process and are recommended for immediate promotion to fill vacancies:

**Cory Blackwell** - was hired on 10/12/2015. He has served the community as a Firefighter with honor and dedication. We ran all of our Chauffeur candidates through a rigorous process that included a validated written test, practical vehicle operation exam, City map test, and a class presentation. We used evaluators from a shift that did not have any candidates to validate the process. All portions of the testing process required a minimum score of 70 percent to proceed. Firefighter Blackwell successfully completed the entire process with a 97%. For this reason, we respectfully request you promote Cory Blackwell to the rank of Chauffeur effective 26 August 2019.

In addition to the promotions listed above, we also request your approval of a promotional list that will be used to fill future Chauffeur vacancies should they become available within the next two years. The following individuals have passed a substantial testing process and are ranked according to their testing scores:

1. Robert McWhorter Jr.
2. Bradley Sterrett

For this reason, we respectfully request you to approve the Chauffeur's Promotional List with an expiration date of December 31, 2021.

City of Bloomington Fire Department  
Board of Public Safety Report

# **BLOOMINGTON**


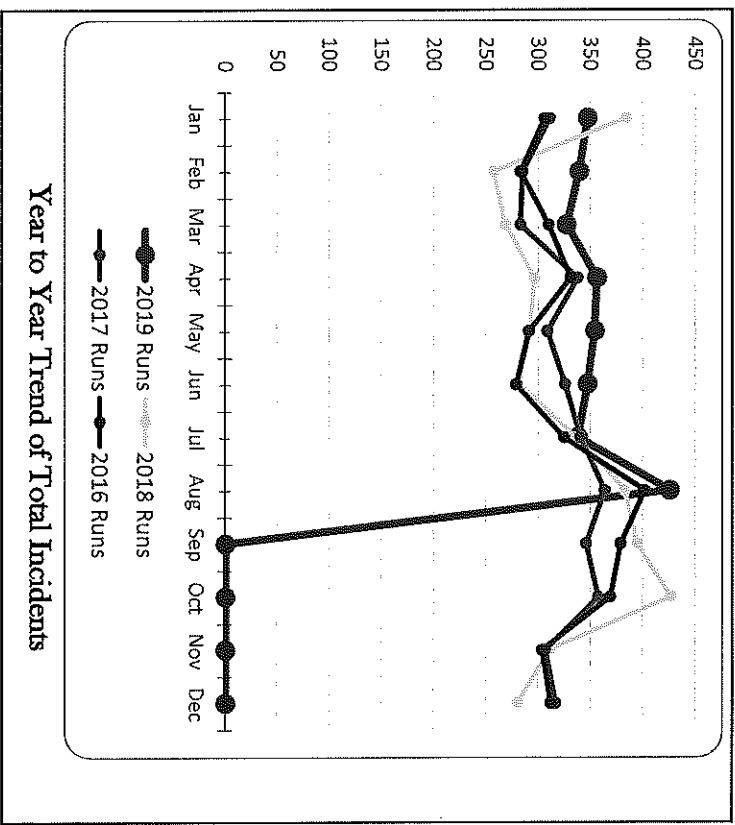
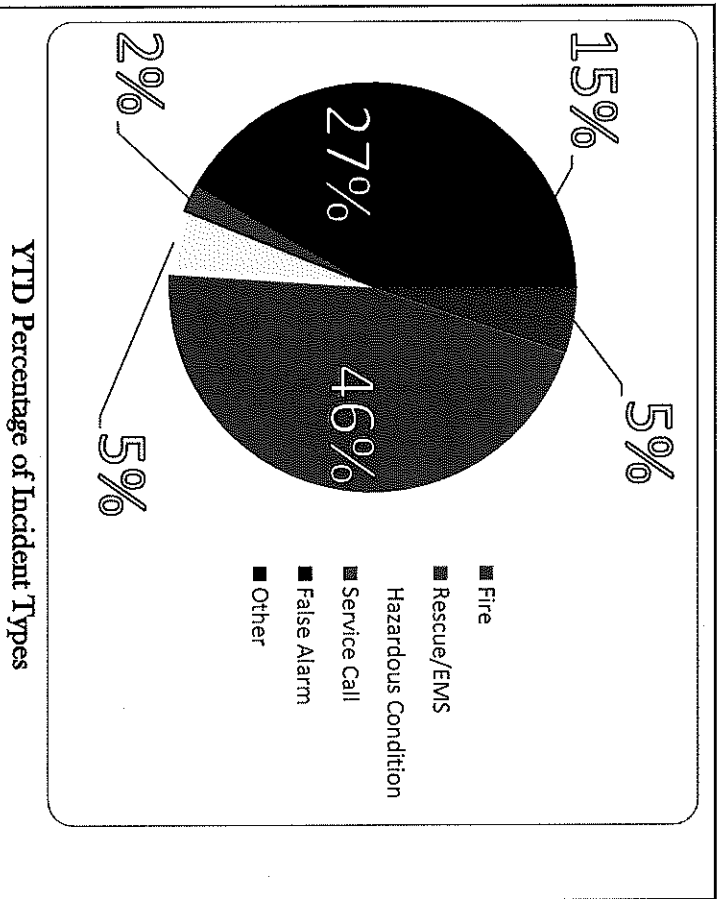


*Established*

*February 17, 1900*


August 2019

# Operational Statistics






# Response Times / Goals

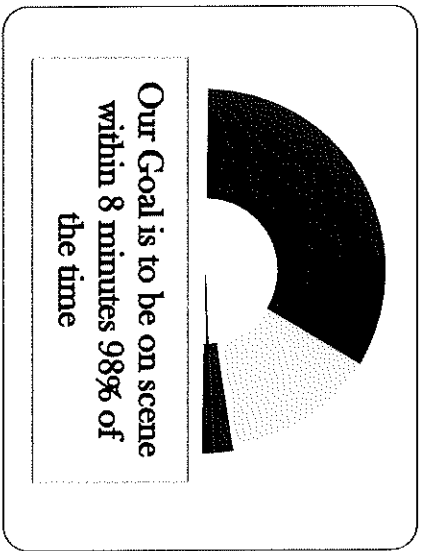


YTD Response Times Incidents within COB Limits

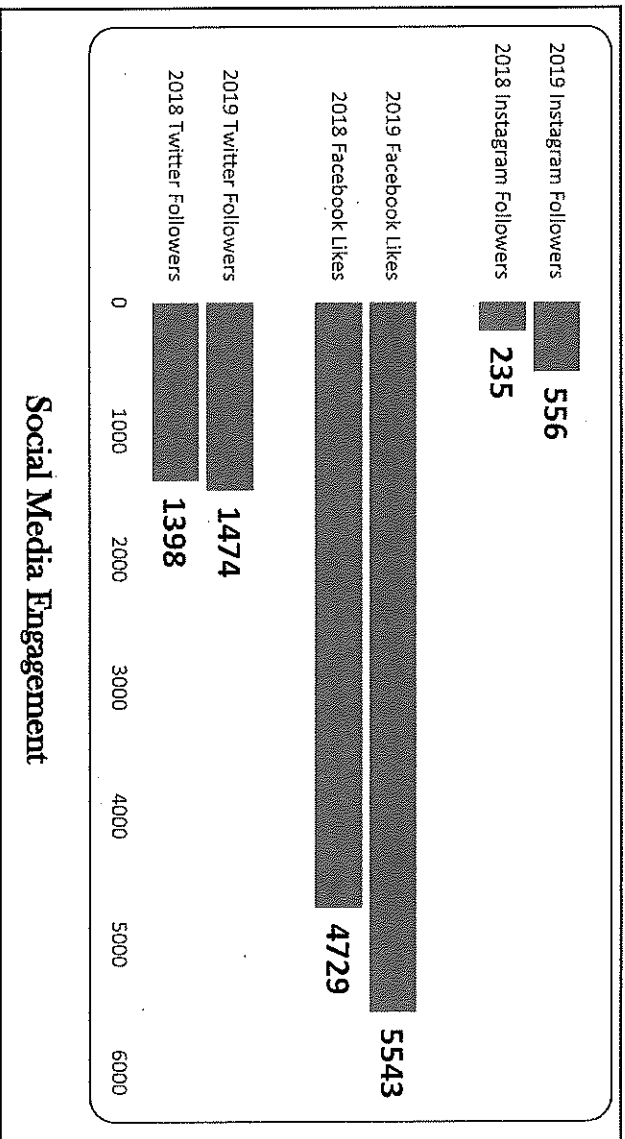
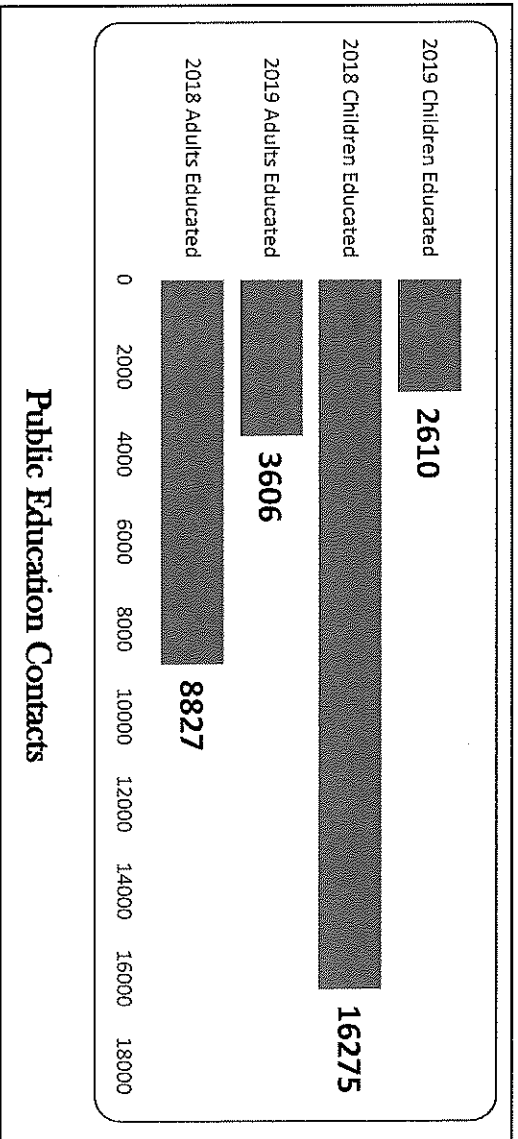
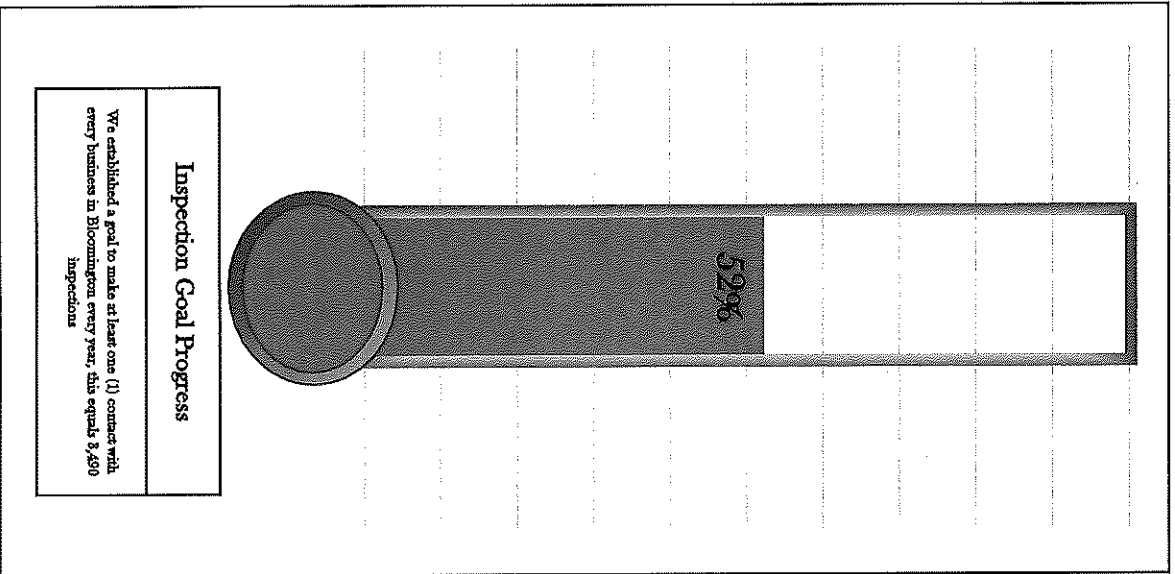


We are on scene within 4 minutes  
**83%**  
 of our incidents within City Limits

We are on scene within 8 minutes  
**98%**  
 of our incidents within City Limits

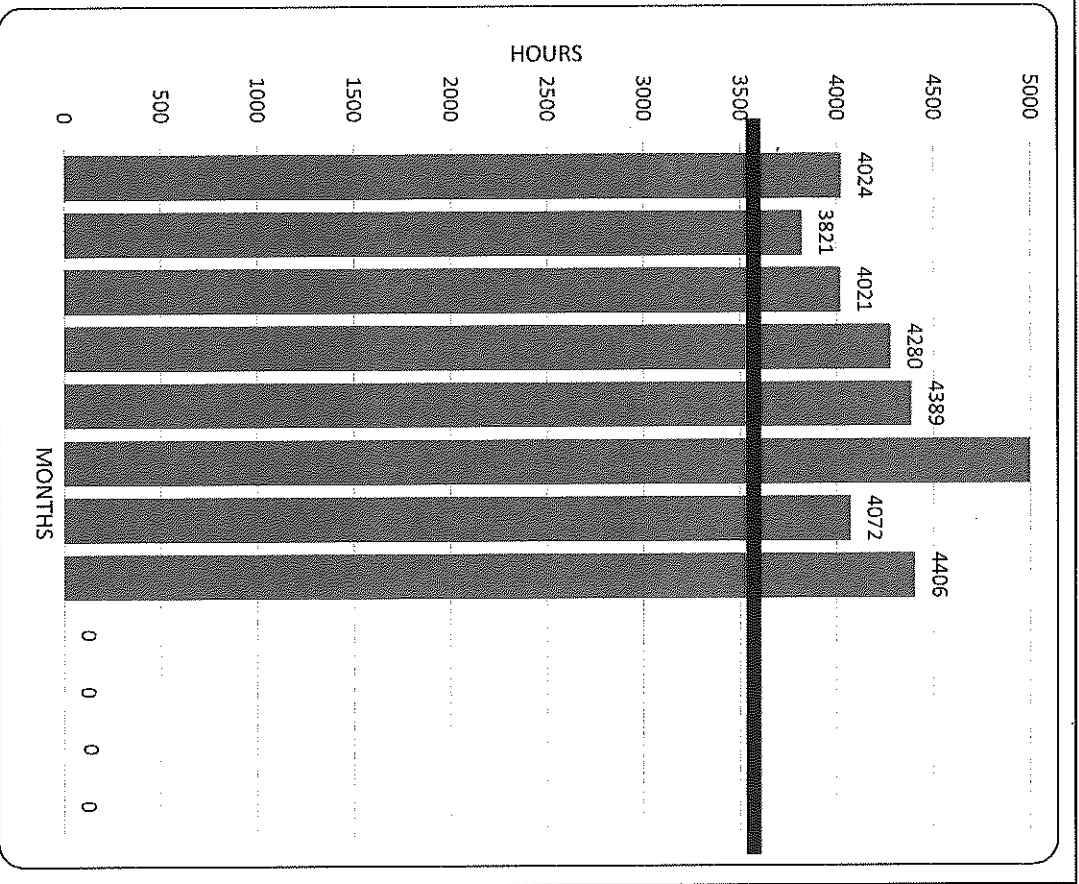


# Prevention and Public Engagement Statistics

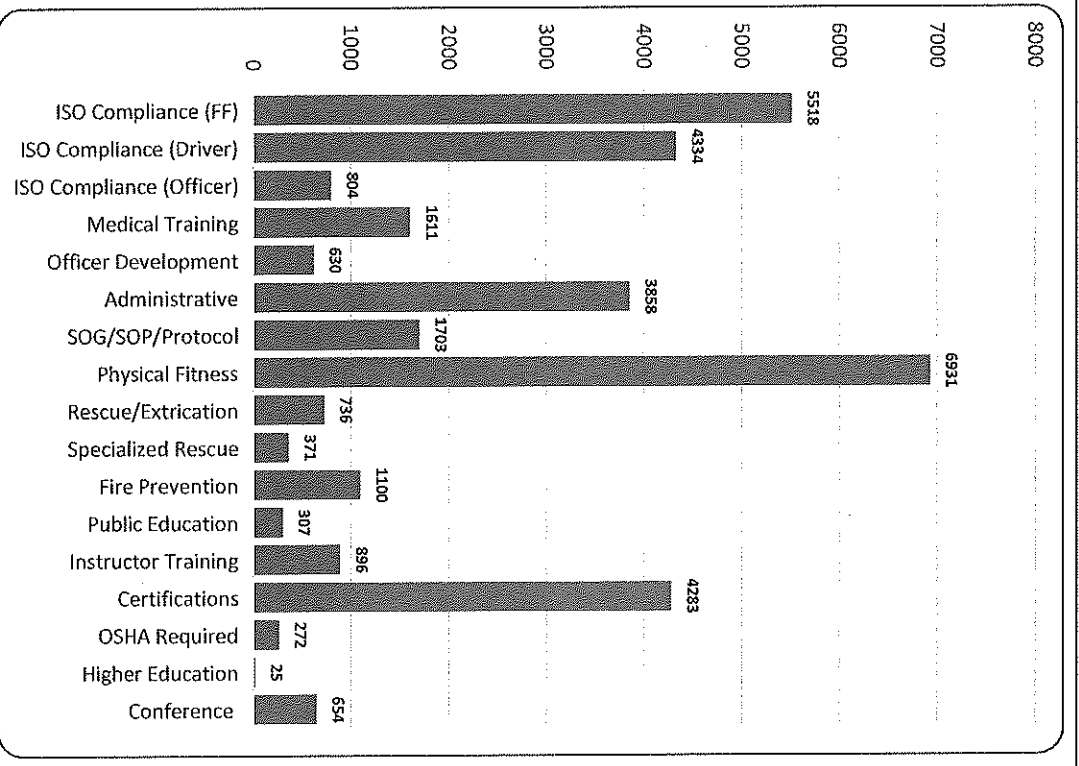




# Training and Education



Training Hour Trend



Training Hours YTD

# Letters of Appreciation / Commendation



## FOTOGRAFIC COLLECTION

Hi everybody,

22. Aug '15



Maybe you can remember us from May this year. We had the opportunity to speak to some of you about our project at the Kelley School of Business. We had a lot of fun with you that evening. Learning about fire fighters in the US and realize how different a number of things are compared to what we know about the German System. We able to bring our idea with the fire fighting strips to a point where we could win the first prize among the German Students - thanks to your expertise and friendliness! We'd like to say Thank You Manheim and just said this super cool Postcard Manheim and picture with you to you on the other side of the card.

Greetings  
from Germany

Yvonne  
Müller





## International Association of Fire Chiefs

4795 Meadow Wood Lane, Suite 100 • Chantilly, VA 20151  
Tel: 703.273.0911 • Fax: 703.273.9363 • IAFC.org

August 27, 2019

Chief Jason Moore  
Bloomington City Fire  
300 E 4th  
Bloomington, IN 47402

Dear Chief Moore,

The International Association of Fire Chiefs (IAFC) promotes officer development programs for fire and EMS officers that are systematic and deliberate. Our Officer Development Program (ODP) provides current and future leaders of fire and emergency medical services with the skills needed to better serve their communities. We are pleased to inform you that Captain Brent Thompson has completed the following ODP courses: Chief Officer I and II.

The IAFC is committed to moving our business toward professional status, and the ODP is a substantial step in that quest. Now more than ever, it is critical that our present and future business leaders are highly competent in the myriad of skill and job requirements demanded by our profession. The ODP offers three (3) different program symposia [total of seven (7) levels] for aspiring, new, and tenured company officers, chief officers, and executive chief officers.

We thank you for allowing Captain Thompson to attend Fire-Rescue International 2019, and we are grateful for the trust you place in the IAFC to help prepare your organizational leaders for the future. We commend your commitment to the professional development for your staff, and we look forward to welcoming more of your department personnel at future deliveries of the ODP.

Sincerely,

  
Fire Chief Gary Ludwig, EMT-P  
President and Chairman of the Board

/rb

LA

Thank you!

To: firechief@bloomington.in.gov Cc: Berniece, Matt

11:05 AM  
Details



Dear Sir,

I wanted to send a note acknowledging an the commitment of your team members, especially Berniece Snyder and Matt Andrews, for going the extra mile to serve IU students and parent community.

On 8/18 we were there to drop off our kids to IU when we had an auto accident. Matt and his team immediately provided us the cover, helped both parties to ensure our safety and called us the police support on site.

Later, to ensure that the facts of the accident are narrated accurately, I reached out to Berniece and Matt for requesting his witness testimony to the insurance company. Both have been very prompt and professional in responding to our request.

I also want to thank you and your legal team to authorize Matt for this testimony.

We are parents who live in IL with their kids at IU. Without all your help this would have been impossible.

Thank you again.

Lalit Aggarwal

REGISTER OF PAYROLL CLAIMS

Board: Safety Board

Date:	Type of Claim	FUND	Description	Bank Transfer	Amount
9/13/2019	Payroll				689,001.26
					<u>689,001.26</u>

ALLOWANCE OF CLAIMS

We have examined the claims listed on the foregoing register of claims, consisting of <sup>1</sup> claim, and except for the claims not allowed as shown on the register, such claims are hereby allowed in the total amount of \$ 689,001.26


Dated this \_\_\_\_\_ day of \_\_\_\_\_ year of 20\_\_\_\_\_.

\_\_\_\_\_  
\_\_\_\_\_  
\_\_\_\_\_

I hereby certify that each of the above listed voucher(s) or bill(s) is (are) true and correct and I have audited same in accordance with IC 5-11-10-1.6.

Fiscal Officer \_\_\_\_\_






# Payroll Register - Board of Public Safety

Check Date Range 09/13/19 - 09/13/19

Detail Listing

Employee	Department	Check Date	Gross	Imputed Income	EIC	Federal	FICA	Medicare	State	Other	Deductions	Net Pay
10000 Abram, William P 3364	Fire - Fire	09/13/2019	2,067.53	.00	.00	233.37	.00	26.68	58.19	24.23	271.15	1,453.91
10000 Anderson, William R 0050		09/13/2019	2,757.16	.00	.00	328.47	.00	39.98	99.21	35.07	236.91	2,017.52
10000 Andrews, Matthew J 1038		09/13/2019	2,818.42	.00	.00	345.14	.00	36.09	78.78	32.81	799.76	1,525.84
10000 Arthur, Randall K 0054		09/13/2019	2,686.99	.00	.00	342.68	.00	37.02	78.42	32.65	302.83	1,893.39
1556 Bare, Gregory O		09/13/2019	2,286.00	.00	.00	204.28	.00	32.21	67.29	28.02	228.86	1,725.34
1152 Blackwell, Cory S		09/13/2019	2,274.00	.00	.00	189.20	.00	31.61	69.60	28.98	183.82	1,770.79
454 Blackwell, Joshua A		09/13/2019	1,900.80	.00	.00	151.66	.00	24.05	51.53	27.92	336.67	1,308.97
10000 Brinegar, Adam M 0079		09/13/2019	2,975.40	.00	.00	229.76	.00	39.21	84.50	35.18	387.96	2,198.79
			\$2,975.40	\$0.00	\$0.00	\$229.76	\$0.00	\$39.21	\$84.50	\$35.18	\$387.96	\$2,198.79
			\$0.00	\$0.00	\$0.00	\$2,654.43	\$0.00	\$2,704.43	\$2,654.43	\$2,654.43	\$387.96	\$2,198.79




# Payroll Register - Board of Public Safety

Check Date Range 09/13/19 - 09/13/19

Detail Listing

Employee	Department	Check Date	Gross	Imputed Income	ETC	Federal	FICA	Medicare	State	Other	Deductions	Net Pay
10000 Brinson, Zachary D 3118	Fire - Fire	09/13/2019	1,920.96	.00	.00	156.20	.00	22.47	48.77	26.43	487.16	1,179.93
			\$1,920.96	.00	.00	\$156.20	.00	\$22.47	\$48.77	\$26.43	\$487.16	\$1,179.93
			\$0.00	\$0.00	\$0.00	\$1,509.99	\$0.00	\$1,549.99	\$1,509.99	\$1,509.99	\$26.43	\$1,509.99
			\$0.00	\$0.00	\$0.00	\$83.90	.00	22.30	46.48	25.18	392.14	1,196.40
			\$1,766.40	.00	.00	1,438.93	.00	1,538.93	1,438.93	1,438.93	392.14	1,196.40
1812 Brown, Austin C		09/13/2019	1,766.40	.00	.00	83.90	.00	22.30	46.48	25.18	392.14	1,196.40
			\$1,766.40	.00	.00	\$83.90	.00	\$22.30	\$46.48	\$25.18	\$392.14	\$1,196.40
			\$0.00	\$0.00	\$0.00	\$1,438.93	\$0.00	\$1,538.93	\$1,438.93	\$1,438.93	\$25.18	\$1,438.93
			\$0.00	\$0.00	\$0.00	\$122.44	.00	26.08	51.63	21.50	323.64	1,306.55
			\$1,851.84	.00	.00	1,598.58	.00	1,798.58	1,598.58	1,598.58	323.64	1,306.55
1560 Brown, Kevin D		09/13/2019	1,851.84	.00	.00	122.44	.00	26.08	51.63	21.50	323.64	1,306.55
			\$1,851.84	.00	.00	\$122.44	.00	\$26.08	\$51.63	\$21.50	\$323.64	\$1,306.55
			\$0.00	\$0.00	\$0.00	\$1,598.58	\$0.00	\$1,798.58	\$1,598.58	\$1,598.58	\$21.50	\$1,598.58
			\$0.00	\$0.00	\$0.00	202.73	.00	26.86	57.87	24.10	362.25	1,398.83
			\$2,072.64	.00	.00	1,791.67	.00	1,851.67	1,791.67	1,791.67	362.25	1,398.83
10000 Butcher, Aaron D 2827		09/13/2019	2,072.64	.00	.00	202.73	.00	26.86	57.87	24.10	362.25	1,398.83
			\$2,072.64	.00	.00	\$202.73	.00	\$26.86	\$57.87	\$24.10	\$362.25	\$1,398.83
			\$0.00	\$0.00	\$0.00	\$1,791.67	\$0.00	\$1,851.67	\$1,791.67	\$1,791.67	\$24.10	\$1,791.67
			\$0.00	\$0.00	\$0.00	\$135.14	.00	24.71	55.05	22.92	230.92	1,392.70
			\$1,861.44	.00	.00	1,704.40	.00	1,704.40	1,704.40	1,704.40	230.92	1,392.70
1407 Canada, Jordan AR		09/13/2019	1,861.44	.00	.00	135.14	.00	24.71	55.05	22.92	230.92	1,392.70
			\$1,861.44	.00	.00	\$135.14	.00	\$24.71	\$55.05	\$22.92	\$230.92	\$1,392.70
			\$0.00	\$0.00	\$0.00	\$1,704.40	\$0.00	\$1,704.40	\$1,704.40	\$1,704.40	\$23.46	1,449.67
			\$1,969.92	.00	.00	145.55	.00	25.66	56.34	23.46	269.24	1,449.67
10000 Carmichael, Steven R 0095		09/13/2019	1,969.92	.00	.00	145.55	.00	25.66	56.34	23.46	269.24	1,449.67
			\$1,969.92	.00	.00	\$145.55	.00	\$25.66	\$56.34	\$23.46	\$269.24	\$1,449.67
			\$0.00	\$0.00	\$0.00	\$1,744.36	.00	1,769.36	1,744.36	1,744.36	\$23.46	\$1,744.36
			\$1,969.92	.00	.00	\$145.55	\$0.00	\$25.66	\$56.34	\$23.46	\$269.24	\$1,449.67
			\$0.00	\$0.00	\$0.00	\$1,744.36	\$0.00	\$1,769.36	\$1,744.36	\$1,744.36	\$23.46	\$1,744.36
			\$0.00	\$0.00	\$0.00	85.81	.00	31.76	62.64	33.94	564.65	1,681.60
			\$2,460.40	.00	.00	85.81	.00	31.76	62.64	33.94	564.65	1,681.60
10000 Cazez, Kenneth R 2828		09/13/2019	2,460.40	.00	.00	85.81	.00	31.76	62.64	33.94	564.65	1,681.60
			\$2,460.40	.00	.00	\$85.81	.00	\$31.76	\$62.64	\$33.94	\$564.65	\$1,681.60
			\$0.00	\$0.00	\$0.00	\$1,939.43	.00	2,189.43	1,939.43	1,939.43	\$57.07	1,681.17
			\$2,460.40	.00	.00	\$85.81	\$0.00	\$31.76	\$62.64	\$33.94	\$564.65	\$1,681.60
			\$0.00	\$0.00	\$0.00	\$1,939.43	\$0.00	\$2,189.43	\$1,939.43	\$1,939.43	\$57.07	\$1,681.17
			\$0.00	\$0.00	\$0.00	270.58	140.22	32.79	71.81	57.07	68.13	1,681.17
			\$2,321.77	.00	.00	270.58	140.22	32.79	71.81	57.07	68.13	1,681.17
10000 Clapp, Timothy H 2300		09/13/2019	2,321.77	.00	.00	270.58	140.22	32.79	71.81	57.07	68.13	1,681.17
			\$2,321.77	.00	.00	\$270.58	\$140.22	\$32.79	\$71.81	\$57.07	\$68.13	\$1,681.17
			\$0.00	\$0.00	\$0.00	\$2,261.65	\$2,261.65	\$2,261.65	\$2,261.65	\$2,261.65	\$68.13	\$1,681.17
			\$2,321.77	.00	.00	\$270.58	\$140.22	\$32.79	\$71.81	\$57.07	\$68.13	\$1,681.17




# Payroll Register - Board of Public Safety

Check Date Range 09/13/19 - 09/13/19

Detail Listing

Employee	Department	Check Date	Gross	Imputed Income	EIC	Federal	FICA	Medicare	State	Other	Deductions	Net Pay
10000 Combs, Daren S 2696	Fire - Fire	09/13/2019	2,410.00	.00	.00	303.64	.00	32.51	65.06	27.09	408.04	1,573.66
10000 Coover, Stephen M 0118	Fire - Fire	09/13/2019	2,888.92	.00	.00	2,091.30	.00	2,241.30	2,091.30	2,091.30	408.04	1,573.66
10000 Cornwell, Marty L 3116	Fire - Fire	09/13/2019	2,364.00	.00	.00	1,836.53	.00	2,136.53	1,836.53	1,836.53	617.96	1,480.04
10000 Criger, James B 1459	Fire - Fire	09/13/2019	2,396.40	.00	.00	1,920.45	.00	2,270.45	1,920.45	1,920.45	552.23	1,575.85
10000 Daffron, Tania L 1461	Fire - Fire	09/13/2019	2,695.50	.00	.00	2,288.46	.00	2,363.46	2,288.46	2,288.46	538.94	1,707.33
2188 Deck, Logan M	Fire - Fire	09/13/2019	2,167.53	.00	.00	1,849.50	.00	1,849.50	1,849.50	1,849.50	371.09	1,631.28
10000 Deckard, Cameron M 2040	Fire - Fire	09/13/2019	2,039.04	.00	.00	1,721.90	.00	1,821.90	1,721.90	1,721.90	390.84	1,505.76
800 Dillard, Clayton J	Fire - Fire	09/13/2019	1,894.88	.00	.00	1,553.91	.00	1,703.91	1,553.91	1,553.91	413.64	1,223.97






# Payroll Register - Board of Public Safety

Check Date Range 09/13/19 - 09/13/19  
Detail Listing

Employee	Department	Check Date	Gross	Imputed Income	ETC	Federal	FICA	Medicare	State	Other	Deductions	Net Pay
10000 Drescher, Travis 1773	Fire - Fire	09/13/2019	2,695.50	.00	.00	368.75	.00	37.28	82.25	33.10	228.74	1,945.38
			\$2,695.50	.00	.00	2,546.35	.00	2,571.35	2,546.35	2,546.35	\$228.74	\$1,945.38
			\$0.00	\$0.00	\$0.00	\$368.75	\$0.00	\$37.28	\$82.25	\$33.10	\$228.74	\$1,945.38
			\$0.00	\$0.00	\$0.00	\$2,546.35	\$0.00	\$2,571.35	\$2,546.35	\$2,546.35	\$228.74	\$1,945.38
10000 Dyer, Douglas W 2411		09/13/2019	1,848.00	.00	.00	176.40	.00	25.98	54.01	22.49	255.08	1,314.04
			\$1,848.00	.00	.00	1,671.99	.00	1,791.99	1,671.99	1,671.99	\$255.08	\$1,314.04
			\$0.00	\$0.00	\$0.00	\$176.40	\$0.00	\$25.98	\$54.01	\$22.49	\$255.08	\$1,314.04
			\$0.00	\$0.00	\$0.00	\$1,671.99	\$0.00	\$1,791.99	\$1,671.99	\$1,671.99	\$255.08	\$1,314.04
1153 Elkins, Jayden L		09/13/2019	1,864.72	.00	.00	86.33	.00	23.17	41.91	22.71	631.79	1,058.81
			\$1,864.72	.00	.00	1,297.60	.00	1,597.60	1,297.60	1,297.60	\$631.79	\$1,058.81
			\$0.00	\$0.00	\$0.00	\$86.33	\$0.00	\$23.17	\$41.91	\$22.71	\$631.79	\$1,058.81
			\$0.00	\$0.00	\$0.00	\$1,297.60	\$0.00	\$1,597.60	\$1,297.60	\$1,297.60	\$631.79	\$1,058.81
10000 Emerick, Danyel F 1458		09/13/2019	2,418.40	.00	.00	177.44	.00	35.07	71.65	29.84	243.68	1,860.72
			\$2,418.40	.00	.00	2,218.40	.00	2,418.40	2,218.40	2,218.40	\$243.68	\$1,860.72
			\$0.00	\$0.00	\$0.00	\$177.44	\$0.00	\$35.07	\$71.65	\$29.84	\$243.68	\$1,860.72
			\$0.00	\$0.00	\$0.00	\$2,218.40	\$0.00	\$2,418.40	\$2,218.40	\$2,218.40	\$243.68	\$1,860.72
10000 Epler, Barton W 0178		09/13/2019	2,487.33	.00	.00	278.05	.00	34.57	68.93	28.70	416.93	1,660.15
			\$2,487.33	.00	.00	2,134.07	.00	2,384.07	2,134.07	2,134.07	\$416.93	\$1,660.15
			\$0.00	\$0.00	\$0.00	\$278.05	\$0.00	\$34.57	\$68.93	\$28.70	\$416.93	\$1,660.15
			\$0.00	\$0.00	\$0.00	\$2,134.07	\$0.00	\$2,384.07	\$2,134.07	\$2,134.07	\$416.93	\$1,660.15
233 Figoiah, Thomas A		09/13/2019	2,321.77	.00	.00	171.19	.00	29.07	64.76	26.96	380.64	1,649.15
			\$2,321.77	.00	.00	2,004.80	.00	2,004.80	2,004.80	2,004.80	\$380.64	\$1,649.15
			\$0.00	\$0.00	\$0.00	\$171.19	\$0.00	\$29.07	\$64.76	\$26.96	\$380.64	\$1,649.15
			\$0.00	\$0.00	\$0.00	\$2,004.80	\$0.00	\$2,004.80	\$2,004.80	\$2,004.80	\$380.64	\$1,649.15
10000 Fleetwood, Billy D 0188		09/13/2019	2,556.40	.00	.00	272.77	.00	32.35	68.76	28.63	433.47	1,720.42
			\$2,556.40	.00	.00	2,205.85	.00	2,230.85	2,205.85	2,205.85	\$433.47	\$1,720.42
			\$0.00	\$0.00	\$0.00	\$272.77	\$0.00	\$32.35	\$68.76	\$28.63	\$433.47	\$1,720.42
			\$0.00	\$0.00	\$0.00	\$2,205.85	\$0.00	\$2,230.85	\$2,205.85	\$2,205.85	\$433.47	\$1,720.42
10000 Fritz, Jared T 3375		09/13/2019	1,888.32	.00	.00	142.92	.00	23.73	49.17	20.48	403.66	1,248.36
			\$1,888.32	.00	.00	1,560.85	.00	1,635.85	1,560.85	1,560.85	\$403.66	\$1,248.36
			\$0.00	\$0.00	\$0.00	\$142.92	\$0.00	\$23.73	\$49.17	\$20.48	\$403.66	\$1,248.36
			\$0.00	\$0.00	\$0.00	\$1,560.85	\$0.00	\$1,635.85	\$1,560.85	\$1,560.85	\$403.66	\$1,248.36




# Payroll Register - Board of Public Safety

Check Date Range 09/13/19 - 09/13/19

Detail Listing

Employee	Department	Check Date	Gross	Imputed Income	EIC	Federal	FICA	Medicare	State	Other	Deductions	Net Pay
10000 Gillespie, Joseph D 2824	Fire - Fire	09/13/2019	2,072.64	.00	.00	182.50	.00	26.46	54.90	29.75	446.70	1,332.33
			\$2,072.64	\$0.00	\$0.00	\$182.50	\$0.00	\$26.46	\$54.90	\$29.75	\$446.70	\$1,332.33
						\$1,699.74		\$1,824.74	\$1,699.74	\$1,699.74		
10000 Goad, Jeremy W 1455		09/13/2019	2,345.20	.00	.00	294.59	.00	32.18	71.36	29.71	679.62	1,237.74
			\$2,345.20	\$0.00	\$0.00	\$294.59	\$0.00	\$32.18	\$71.36	\$29.71	\$679.62	\$1,237.74
						\$2,209.25		\$2,219.25	\$2,209.25	\$2,209.25		
452 Greathouse, Anthony G		09/13/2019	1,842.24	.00	.00	150.77	.00	23.41	47.31	19.04	447.91	1,153.80
			\$1,842.24	\$0.00	\$0.00	\$150.77	\$0.00	\$23.41	\$47.31	\$19.04	\$447.91	\$1,153.80
						\$1,464.77		\$1,614.77	\$1,464.77	\$1,464.77		
10000 Hacker, Jeffrey 0222		09/13/2019	2,107.20	.00	.00	95.35	.00	26.59	48.32	20.64	666.70	1,249.60
			\$2,107.20	\$0.00	\$0.00	\$95.35	\$0.00	\$26.59	\$48.32	\$20.64	\$666.70	\$1,249.60
						\$1,534.30		\$1,834.30	\$1,534.30	\$1,534.30		
10000 Hayes, John D 0239		09/13/2019	2,635.20	.00	.00	226.32	.00	35.73	79.59	33.14	235.64	2,024.78
			\$2,635.20	\$0.00	\$0.00	\$226.32	\$0.00	\$35.73	\$79.59	\$33.14	\$235.64	\$2,024.78
						\$2,464.23		\$2,464.23	\$2,464.23	\$2,464.23		
1408 Hinkle, Kenneth G		09/13/2019	2,335.20	.00	.00	244.75	.00	31.09	68.02	36.85	265.02	1,689.47
			\$2,335.20	\$0.00	\$0.00	\$244.75	\$0.00	\$31.09	\$68.02	\$36.85	\$265.02	\$1,689.47
						\$2,144.23		\$2,144.23	\$2,144.23	\$2,144.23		
10000 Hoard, Mark L 0256		09/13/2019	1,900.80	.00	.00	221.80	.00	24.26	47.59	19.82	456.65	1,130.68
			\$1,900.80	\$0.00	\$0.00	\$221.80	\$0.00	\$24.26	\$47.59	\$19.82	\$456.65	\$1,130.68
						\$1,473.33		\$1,673.33	\$1,473.33	\$1,473.33		
2186 Hodges, Jamie B		09/13/2019	2,067.53	.00	.00	218.99	.00	29.39	65.48	27.27	84.06	1,642.34
			\$2,067.53	\$0.00	\$0.00	\$218.99	\$0.00	\$29.39	\$65.48	\$27.27	\$84.06	\$1,642.34
						\$2,027.15		\$2,027.15	\$2,027.15	\$2,027.15		
						\$2,027.15		\$2,027.15	\$2,027.15	\$2,027.15		




# Payroll Register - Board of Public Safety

Check Date Range 09/13/19 - 09/13/19

Detail Listing

Employee	Department	Check Date	Gross	Imputed Income	EIC	Federal	FICA	Medicare	State	Other	Deductions	Net Pay
10000 Hollars, Brian J	1035	09/13/2019	2,510.79	.00	.00	334.00	.00	33.31	72.97	30.38	277.99	1,762.14
			\$2,510.79	.00	.00	2,297.47	.00	2,297.47	2,297.47	2,297.47	2,297.47	\$1,762.14
			\$0.00	\$0.00	\$0.00	\$334.00	\$0.00	\$33.31	\$72.97	\$30.38	\$277.99	\$1,762.14
			\$0.00	\$0.00	\$0.00	\$2,297.47	\$0.00	\$2,297.47	\$2,297.47	\$2,297.47	\$2,297.47	\$1,762.14
10000 Hudson, Brandon L	1462	09/13/2019	3,327.40	.00	.00	266.90	.00	48.25	90.52	37.69	588.67	2,295.37
			\$3,327.40	.00	.00	2,802.40	.00	3,327.40	2,802.40	2,802.40	2,802.40	\$2,295.37
			\$0.00	\$0.00	\$0.00	\$266.90	\$0.00	\$48.25	\$90.52	\$37.69	\$588.67	\$2,295.37
			\$0.00	\$0.00	\$0.00	\$2,802.40	\$0.00	\$3,327.40	\$2,802.40	\$2,802.40	\$2,802.40	\$2,295.37
10000 Hutchinson, Bryan C	2697	09/13/2019	1,940.16	.00	.00	193.38	.00	25.73	54.02	29.27	615.29	1,022.47
			\$1,940.16	.00	.00	1,749.21	.00	1,774.21	1,749.21	1,749.21	1,749.21	\$1,022.47
			\$0.00	\$0.00	\$0.00	\$193.38	\$0.00	\$25.73	\$54.02	\$29.27	\$615.29	\$1,022.47
			\$0.00	\$0.00	\$0.00	\$1,749.21	\$0.00	\$1,774.21	\$1,749.21	\$1,749.21	\$1,749.21	\$1,022.47
10000 Huttenlocker, Shaun T	1693	09/13/2019	2,067.53	.00	.00	218.99	.00	29.39	64.23	26.75	84.06	1,644.11
			\$2,067.53	.00	.00	2,027.15	.00	2,027.15	2,027.15	2,027.15	2,027.15	\$1,644.11
			\$0.00	\$0.00	\$0.00	\$218.99	\$0.00	\$29.39	\$64.23	\$26.75	\$84.06	\$1,644.11
			\$0.00	\$0.00	\$0.00	\$2,027.15	\$0.00	\$2,027.15	\$2,027.15	\$2,027.15	\$2,027.15	\$1,644.11
10000 Johnson, James D	2274	09/13/2019	2,426.80	.00	.00	145.17	.00	20.31	32.35	17.53	1,469.06	742.38
			\$2,426.80	.00	.00	1,001.42	.00	1,401.42	1,001.42	1,001.42	1,001.42	\$742.38
			\$0.00	\$0.00	\$0.00	\$145.17	\$0.00	\$20.31	\$32.35	\$17.53	\$1,469.06	\$742.38
			\$0.00	\$0.00	\$0.00	\$1,001.42	\$0.00	\$1,401.42	\$1,001.42	\$1,001.42	\$1,469.06	\$742.38
10000 Johnson, Joseph M	1037	09/13/2019	2,521.78	.00	.00	274.04	.00	32.49	68.34	37.03	457.86	1,652.02
			\$2,521.78	.00	.00	2,115.81	.00	2,240.81	2,115.81	2,115.81	2,115.81	\$1,652.02
			\$0.00	\$0.00	\$0.00	\$274.04	\$0.00	\$32.49	\$68.34	\$37.03	\$457.86	\$1,652.02
			\$0.00	\$0.00	\$0.00	\$2,115.81	\$0.00	\$2,240.81	\$2,115.81	\$2,115.81	\$2,115.81	\$1,652.02
10000 Kerr, Jeffrey M	0292	09/13/2019	2,107.20	.00	.00	415.53	.00	26.63	63.08	23.35	391.96	1,186.65
			\$2,107.20	.00	.00	1,736.23	.00	1,836.23	1,736.23	1,736.23	1,736.23	\$1,186.65
			\$0.00	\$0.00	\$0.00	\$415.53	\$0.00	\$26.63	\$63.08	\$23.35	\$391.96	\$1,186.65
			\$0.00	\$0.00	\$0.00	\$1,736.23	\$0.00	\$1,836.23	\$1,736.23	\$1,736.23	\$1,736.23	\$1,186.65
10000 Kerr, Roger K	0293	09/13/2019	2,795.50	.00	.00	376.68	.00	39.18	82.17	34.22	321.03	1,942.22
			\$2,795.50	.00	.00	2,582.37	.00	2,702.37	2,582.37	2,582.37	2,582.37	\$1,942.22
			\$0.00	\$0.00	\$0.00	\$376.68	\$0.00	\$39.18	\$82.17	\$34.22	\$321.03	\$1,942.22
			\$0.00	\$0.00	\$0.00	\$2,582.37	\$0.00	\$2,702.37	\$2,582.37	\$2,582.37	\$2,582.37	\$1,942.22




# Payroll Register - Board of Public Safety

Check Date Range 09/13/19 - 09/13/19

Detail Listing

Employee	Department	Check Date	Gross	Imputed Income	EIC	Federal	FICA	Medicare	State	Other	Deductions	Net Pay
10000 King, Kane T	1772	09/13/2019	2,460.41	.00	.00	142.99	.00	31.66	45.22	18.83	1,400.14	821.37
10000 Knapp, Rick L	0295	09/13/2019	2,108.16	.00	.00	1,730.69	.00	1,880.69	1,730.69	1,730.69	457.44	1,405.64
10000 Koons, Kyle L	2823	09/13/2019	2,554.00	.00	.00	266.82	.00	32.37	67.28	36.45	544.77	1,606.31
10000 Litwin, Max A	3121	09/13/2019	2,590.80	.00	.00	226.52	.00	34.22	61.36	25.55	805.87	1,437.28
10000 Lovisek, Robert L Jr	1799	09/13/2019	2,197.03	.00	.00	164.74	.00	28.65	63.02	26.24	331.36	1,583.02
10000 Lucas, Gregory E	1720	09/13/2019	2,265.60	.00	.00	279.28	.00	31.02	65.38	35.42	585.62	1,268.88
10000 McKnight, N. Scott	0332	09/13/2019	3,727.71	.00	.00	315.65	.00	49.44	103.64	43.16	587.50	2,628.32
1409 McWhorter, Robert W		09/13/2019	2,419.35	.00	.00	189.66	.00	32.03	69.73	29.03	324.31	1,774.59
			\$2,419.35	\$0.00	\$0.00	\$2,158.71	\$0.00	\$32.03	\$2,158.71	\$29.03	\$324.31	\$1,774.59
			\$3,727.71	\$0.00	\$0.00	\$3,208.64	\$0.00	\$49.44	\$1,036.64	\$43.16	\$587.50	\$2,628.32
			\$2,265.60	\$0.00	\$0.00	\$2,139.65	\$0.00	\$31.02	\$65.38	\$35.42	\$585.62	\$1,268.88
			\$2,197.03	\$0.00	\$0.00	\$1,951.06	\$0.00	\$28.65	\$63.02	\$26.24	\$331.36	\$1,583.02
			\$2,590.80	\$0.00	\$0.00	\$1,899.83	\$0.00	\$34.22	\$61.36	\$25.55	\$805.87	\$1,437.28
			\$2,554.00	\$0.00	\$0.00	\$266.82	\$0.00	\$32.37	\$67.28	\$36.45	\$544.77	\$1,606.31
			\$2,460.41	\$0.00	\$0.00	\$142.99	\$0.00	\$31.66	\$45.22	\$18.83	\$1,400.14	\$821.37
			\$2,108.16	\$0.00	\$0.00	\$1,730.69	\$0.00	\$1,880.69	\$1,730.69	\$1,730.69	\$457.44	\$1,405.64
			\$2,554.00	\$0.00	\$0.00	\$266.82	\$0.00	\$32.37	\$67.28	\$36.45	\$544.77	\$1,606.31
			\$2,590.80	\$0.00	\$0.00	\$226.52	\$0.00	\$34.22	\$61.36	\$25.55	\$805.87	\$1,437.28
			\$2,197.03	\$0.00	\$0.00	\$164.74	\$0.00	\$28.65	\$63.02	\$26.24	\$331.36	\$1,583.02
			\$2,265.60	\$0.00	\$0.00	\$279.28	\$0.00	\$31.02	\$65.38	\$35.42	\$585.62	\$1,268.88
			\$3,727.71	\$0.00	\$0.00	\$315.65	\$0.00	\$49.44	\$103.64	\$43.16	\$587.50	\$2,628.32
			\$2,419.35	\$0.00	\$0.00	\$189.66	\$0.00	\$32.03	\$69.73	\$29.03	\$324.31	\$1,774.59
			\$2,419.35	\$0.00	\$0.00	\$2,158.71	\$0.00	\$32.03	\$2,158.71	\$29.03	\$324.31	\$1,774.59
			\$3,727.71	\$0.00	\$0.00	\$3,208.64	\$0.00	\$49.44	\$1,036.64	\$43.16	\$587.50	\$2,628.32




# Payroll Register - Board of Public Safety

Check Date Range 09/13/19 - 09/13/19

Detail Listing

Employee	Department	Check Date	Gross	Imputed Income	FICA	Federal	FICA	Medicare	State	Other	Deductions	Net Pay
10000 Mitchell, P Scott S 0345	Fire - Fire	09/13/2019	2,586.99	.00	.00	327.65	.00	34.21	76.21	31.74	291.14	1,826.04
			\$2,586.99	.00	.00	\$327.65	.00	\$34.21	\$76.21	\$31.74	\$291.14	\$1,826.04
			\$0.00	\$0.00	\$0.00	\$2,359.52	\$0.00	\$2,359.52	\$2,359.52	\$2,359.52	\$2,359.52	\$0.00
10000 Mitchell, Stacey M 3644		09/13/2019	2,352.00	.00	.00	312.73	.00	33.96	74.02	30.82	124.00	1,776.47
			\$2,352.00	.00	.00	\$291.67	.00	\$31.67	\$74.02	\$30.82	\$124.00	\$1,776.47
			\$0.00	\$0.00	\$0.00	\$312.73	\$0.00	\$33.96	\$74.02	\$30.82	\$124.00	\$0.00
			\$0.00	\$0.00	\$0.00	\$2,291.67	\$0.00	\$2,291.67	\$2,291.67	\$2,291.67	\$2,291.67	\$0.00
1376 Moore, Jason P		09/13/2019	3,673.41	.00	.00	294.65	208.12	48.67	107.18	44.63	329.40	2,640.76
			\$3,673.41	.00	.00	\$294.65	\$208.12	\$48.67	\$107.18	\$44.63	\$329.40	\$2,640.76
			\$0.00	\$0.00	\$0.00	\$3,356.68	\$3,356.68	\$3,356.68	\$3,356.68	\$3,356.68	\$3,356.68	\$0.00
1559 Morran, Gabriel T		09/13/2019	2,492.68	.00	.00	205.79	.00	35.43	72.83	29.29	264.20	1,885.14
			\$2,492.68	.00	.00	\$205.79	.00	\$35.43	\$72.83	\$29.29	\$264.20	\$1,885.14
			\$0.00	\$0.00	\$0.00	\$3,356.68	\$3,356.68	\$3,356.68	\$3,356.68	\$3,356.68	\$3,356.68	\$0.00
10000 Muehling, Matthew W 3114		09/13/2019	2,406.00	.00	.00	179.62	.00	30.96	67.02	27.91	412.25	1,688.24
			\$2,406.00	.00	.00	\$179.62	.00	\$30.96	\$67.02	\$27.91	\$412.25	\$1,688.24
			\$0.00	\$0.00	\$0.00	\$2,293.15	\$2,293.15	\$2,293.15	\$2,293.15	\$2,293.15	\$2,293.15	\$0.00
10000 Mundy, Kyle D 2041		09/13/2019	2,347.20	.00	.00	344.06	.00	32.00	71.28	38.62	220.05	1,641.19
			\$2,347.20	.00	.00	\$344.06	.00	\$32.00	\$71.28	\$38.62	\$220.05	\$1,641.19
			\$0.00	\$0.00	\$0.00	\$2,075.03	\$2,075.03	\$2,075.03	\$2,075.03	\$2,075.03	\$2,075.03	\$0.00
10000 Murphy, C Luke 3117		09/13/2019	1,949.76	.00	.00	137.29	.00	24.98	55.63	23.16	307.15	1,401.55
			\$1,949.76	.00	.00	\$137.29	.00	\$24.98	\$55.63	\$23.16	\$307.15	\$1,401.55
			\$0.00	\$0.00	\$0.00	\$2,206.82	\$2,206.82	\$2,206.82	\$2,206.82	\$2,206.82	\$2,206.82	\$0.00
10000 Neibel, Ronald E Jr 3115		09/13/2019	2,404.80	.00	.00	238.90	.00	31.33	71.71	24.84	662.77	1,375.25
			\$2,404.80	.00	.00	\$238.90	.00	\$31.33	\$71.71	\$24.84	\$662.77	\$1,375.25
			\$0.00	\$0.00	\$0.00	\$1,910.65	\$1,910.65	\$1,910.65	\$1,910.65	\$1,910.65	\$1,910.65	\$0.00




# Payroll Register - Board of Public Safety

Check Date Range 09/13/19 - 09/13/19

Detail Listing

Employee	Department	Check Date	Gross	Imputed Income	EIC	Federal	FICA	Medicare	State	Other	Deductions	Net Pay
10000 Nichols, Maureen	Fire - Fire	09/13/2019	1,900.80	.00	.00	165.32	.00	26.79	56.45	23.50	224.24	1,404.50
0364						1,747.54	.00	1,847.54	1,747.54	1,747.54		\$1,404.50
			\$1,900.80	\$0.00	\$0.00	\$165.32	\$0.00	\$26.79	\$56.45	\$23.50	\$224.24	\$1,404.50
			\$0.00	\$0.00	\$0.00	\$1,747.54	\$0.00	\$1,847.54	\$1,747.54	\$1,747.54		\$1,404.50
10000 O'Brien, James		09/13/2019	2,436.00	.00	.00	363.17	.00	33.26	74.09	30.85	185.99	1,748.64
0366						2,293.69	.00	2,293.69	2,293.69	2,293.69		\$1,748.64
			\$2,436.00	\$0.00	\$0.00	\$363.17	\$0.00	\$33.26	\$74.09	\$30.85	\$185.99	\$1,748.64
			\$0.00	\$0.00	\$0.00	\$2,293.69	\$0.00	\$2,293.69	\$2,293.69	\$2,293.69		\$1,748.64
			\$0.00	\$0.00	\$0.00	\$2,293.69	\$0.00	\$2,293.69	\$2,293.69	\$2,293.69		\$1,748.64
10000 Parrott, James K		09/13/2019	2,449.60	.00	.00	321.84	.00	33.30	70.95	29.55	338.03	1,655.93
0376						2,196.72	.00	2,296.72	2,196.72	2,196.72		\$1,655.93
			\$2,449.60	\$0.00	\$0.00	\$321.84	\$0.00	\$33.30	\$70.95	\$29.55	\$338.03	\$1,655.93
			\$0.00	\$0.00	\$0.00	\$2,196.72	\$0.00	\$2,296.72	\$2,196.72	\$2,196.72		\$1,655.93
			\$0.00	\$0.00	\$0.00	\$2,196.72	\$0.00	\$2,296.72	\$2,196.72	\$2,196.72		\$1,655.93
10000 Patterson, Matthew S		09/13/2019	1,865.28	.00	.00	148.45	.00	27.05	58.63	31.77	127.19	1,472.19
3645						1,815.28	.00	1,865.28	1,815.28	1,815.28		\$1,472.19
			\$1,865.28	\$0.00	\$0.00	\$148.45	\$0.00	\$27.05	\$58.63	\$31.77	\$127.19	\$1,472.19
			\$0.00	\$0.00	\$0.00	\$1,815.28	\$0.00	\$1,865.28	\$1,815.28	\$1,815.28		\$1,472.19
			\$0.00	\$0.00	\$0.00	\$1,815.28	\$0.00	\$1,865.28	\$1,815.28	\$1,815.28		\$1,472.19
10000 Pershing, Jeffrey L		09/13/2019	2,481.20	.00	.00	168.69	.00	.00	52.13	21.71	926.81	1,311.86
0381						1,614.07	.00	1,614.07	1,614.07	1,614.07		\$1,311.86
			\$2,481.20	\$0.00	\$0.00	\$168.69	\$0.00	\$0.00	\$52.13	\$21.71	\$926.81	\$1,311.86
			\$0.00	\$0.00	\$0.00	\$1,614.07	\$0.00	\$1,614.07	\$1,614.07	\$1,614.07		\$1,311.86
			\$0.00	\$0.00	\$0.00	\$1,614.07	\$0.00	\$1,614.07	\$1,614.07	\$1,614.07		\$1,311.86
10000 Peterson, John W		09/13/2019	2,529.35	.00	.00	319.17	.00	33.36	74.31	29.91	336.23	1,736.37
2695						2,300.68	.00	2,300.68	2,300.68	2,300.68		\$1,736.37
			\$2,529.35	\$0.00	\$0.00	\$319.17	\$0.00	\$33.36	\$74.31	\$29.91	\$336.23	\$1,736.37
			\$0.00	\$0.00	\$0.00	\$2,300.68	\$0.00	\$2,300.68	\$2,300.68	\$2,300.68		\$1,736.37
			\$0.00	\$0.00	\$0.00	\$2,300.68	\$0.00	\$2,300.68	\$2,300.68	\$2,300.68		\$1,736.37
10000 Pfeiffer, Stanley D II		09/13/2019	2,356.46	.00	.00	245.94	.00	31.00	64.22	26.74	458.60	1,529.96
1774						1,988.12	.00	2,138.12	1,988.12	1,988.12		\$1,529.96
			\$2,356.46	\$0.00	\$0.00	\$245.94	\$0.00	\$31.00	\$64.22	\$26.74	\$458.60	\$1,529.96
			\$0.00	\$0.00	\$0.00	\$1,988.12	\$0.00	\$2,138.12	\$1,988.12	\$1,988.12		\$1,529.96
			\$0.00	\$0.00	\$0.00	\$1,988.12	\$0.00	\$2,138.12	\$1,988.12	\$1,988.12		\$1,529.96
10000 Piercy, Daniel B		09/13/2019	2,489.20	.00	.00	110.00	.00	36.09	157.92	32.45	331.16	1,821.58
1460						2,489.20	.00	2,489.20	2,489.20	2,489.20		\$1,821.58
			\$2,489.20	\$0.00	\$0.00	\$110.00	\$0.00	\$36.09	\$157.92	\$32.45	\$331.16	\$1,821.58
			\$0.00	\$0.00	\$0.00	\$2,489.20	\$0.00	\$2,489.20	\$2,489.20	\$2,489.20		\$1,821.58
			\$0.00	\$0.00	\$0.00	\$2,489.20	\$0.00	\$2,489.20	\$2,489.20	\$2,489.20		\$1,821.58




# Payroll Register - Board of Public Safety

Check Date Range 09/13/19 - 09/13/19

Detail Listing

Employee	Department	Check Date	Gross	Imputed Income	FICA	Federal	FICA	Medicare	State	Other	Deductions	Net Pay
10000 Piercy, Joseph F 0385	Fire - Fire	09/13/2019	2,514.60	.00	.00	296.66	.00	32.17	71.66	29.84	395.49	1,688.78
			\$2,514.60	\$0.00	\$0.00	\$296.66	\$0.00	\$32.17	\$71.66	\$29.84	\$395.49	\$1,688.78
			\$0.00	\$0.00	\$0.00	\$2,218.63	\$0.00	\$2,218.63	\$2,218.63	\$2,218.63	\$2,218.63	\$0.00
10000 Pittman, Skyler J 3374		09/13/2019	2,841.93	.00	.00	368.67	.00	37.64	82.23	44.55	363.14	1,945.70
			\$2,841.93	\$0.00	\$0.00	\$368.67	\$0.00	\$37.64	\$82.23	\$44.55	\$363.14	\$1,945.70
			\$0.00	\$0.00	\$0.00	\$2,545.96	\$0.00	\$2,595.96	\$2,545.96	\$2,545.96	\$2,545.96	\$0.00
10000 Quinby, Craig R 2273		09/13/2019	1,897.92	.00	.00	194.47	.00	24.10	53.69	22.36	313.52	1,289.78
			\$1,897.92	\$0.00	\$0.00	\$194.47	\$0.00	\$24.10	\$53.69	\$22.36	\$313.52	\$1,289.78
			\$0.00	\$0.00	\$0.00	\$1,662.28	\$0.00	\$1,662.28	\$1,662.28	\$1,662.28	\$1,662.28	\$0.00
457 Radanovich, Joseph D		09/13/2019	2,414.80	.00	.00	109.62	.00	35.02	57.38	23.89	670.44	1,518.45
			\$2,414.80	\$0.00	\$0.00	\$109.62	\$0.00	\$35.02	\$57.38	\$23.89	\$670.44	\$1,518.45
			\$0.00	\$0.00	\$0.00	\$1,814.80	\$0.00	\$2,414.80	\$1,814.80	\$1,814.80	\$1,814.80	\$0.00
453 Reeves, Jordan B		09/13/2019	2,423.20	.00	.00	250.28	.00	33.46	64.85	27.01	483.55	1,564.05
			\$2,423.20	\$0.00	\$0.00	\$250.28	\$0.00	\$33.46	\$64.85	\$27.01	\$483.55	\$1,564.05
			\$0.00	\$0.00	\$0.00	\$2,007.82	\$0.00	\$2,307.82	\$2,007.82	\$2,007.82	\$2,007.82	\$0.00
10000 Richards, Joseph R 3646		09/13/2019	2,294.40	.00	.00	252.40	.00	31.97	69.14	28.79	181.40	1,730.70
			\$2,294.40	\$0.00	\$0.00	\$252.40	\$0.00	\$31.97	\$69.14	\$28.79	\$181.40	\$1,730.70
			\$0.00	\$0.00	\$0.00	\$2,042.00	\$0.00	\$2,204.02	\$2,042.00	\$2,042.00	\$2,042.00	\$0.00
10000 Roberts, Brett P 3647		09/13/2019	2,574.00	.00	.00	184.59	.00	33.39	73.58	39.87	376.32	1,866.25
			\$2,574.00	\$0.00	\$0.00	\$184.59	\$0.00	\$33.39	\$73.58	\$39.87	\$376.32	\$1,866.25
			\$0.00	\$0.00	\$0.00	\$2,278.03	\$0.00	\$2,303.03	\$2,278.03	\$2,278.03	\$2,278.03	\$0.00
1558 Rosebrock, Jacelen S		09/13/2019	2,240.40	.00	.00	278.73	.00	31.70	69.03	58.13	166.93	1,635.88
			\$2,240.40	\$0.00	\$0.00	\$278.73	\$0.00	\$31.70	\$69.03	\$58.13	\$166.93	\$1,635.88
			\$0.00	\$0.00	\$0.00	\$2,137.14	\$0.00	\$2,187.14	\$2,137.14	\$2,137.14	\$2,137.14	\$0.00
			\$0.00	\$0.00	\$0.00	\$278.73	\$0.00	\$31.70	\$69.03	\$58.13	\$166.93	\$1,635.88
			\$0.00	\$0.00	\$0.00	\$2,137.14	\$0.00	\$2,187.14	\$2,137.14	\$2,137.14	\$2,137.14	\$0.00




# Payroll Register - Board of Public Safety

Check Date Range 09/13/19 - 09/13/19

Detail Listing

Employee	Department	Check Date	Gross	Imputed Income	ETC	Federal	FICA	Medicare	State	Other	Deductions	Net Pay
10000 Scott, Johnnie D 0439	Fire - Fire	09/13/2019	1,900.80	.00	.00	123.65	.00	23.86	49.41	20.58	331.90	1,351.40
			\$1,900.80	.00	.00	\$123.65	\$0.00	\$23.86	\$49.41	\$20.58	\$331.90	\$1,351.40
			\$0.00	\$0.00	\$0.00	\$1,645.19	\$0.00	\$1,645.19	\$1,645.19	\$40.61	\$0.00	\$0.00
			2,458.39	.00	.00	190.11	.00	33.17	69.85	29.08	360.64	1,775.54
			\$2,458.39	.00	.00	\$190.11	\$0.00	\$33.17	\$69.85	\$29.08	\$360.64	\$1,775.54
			\$0.00	\$0.00	\$0.00	\$2,162.42	\$0.00	\$2,162.42	\$2,162.42	\$2,162.42	\$0.00	\$0.00
10000 Snyder, Berniece E 1487		09/13/2019	1,508.90	.00	.00	136.07	82.70	19.34	36.63	15.25	425.00	793.91
			\$1,508.90	.00	.00	\$136.07	\$82.70	\$19.34	\$36.63	\$15.25	\$425.00	\$793.91
			\$0.00	\$0.00	\$0.00	\$1,333.90	\$0.00	\$1,333.90	\$1,333.90	\$1,333.90	\$0.00	\$0.00
10000 Stanton, Brent A 0464		09/13/2019	2,514.60	.00	.00	195.05	.00	32.83	69.94	29.12	380.37	1,807.29
			\$2,514.60	.00	.00	\$195.05	\$0.00	\$32.83	\$69.94	\$29.12	\$380.37	\$1,807.29
			\$0.00	\$0.00	\$0.00	\$2,203.63	\$0.00	\$2,203.63	\$2,203.63	\$2,203.63	\$0.00	\$0.00
			\$0.00	\$0.00	\$0.00	\$2,203.63	\$0.00	\$2,203.63	\$2,203.63	\$2,203.63	\$0.00	\$0.00
			1,848.00	.00	.00	136.64	.00	23.88	42.27	17.60	565.64	1,061.97
			\$1,848.00	.00	.00	\$136.64	\$0.00	\$23.88	\$42.27	\$17.60	\$565.64	\$1,061.97
			\$0.00	\$0.00	\$0.00	\$1,347.03	\$0.00	\$1,347.03	\$1,347.03	\$1,347.03	\$0.00	\$0.00
			\$0.00	\$0.00	\$0.00	\$1,347.03	\$0.00	\$1,347.03	\$1,347.03	\$1,347.03	\$0.00	\$0.00
10000 Steward, Kyle B 2343		09/13/2019	2,476.00	.00	.00	276.43	.00	33.73	68.69	37.22	392.97	1,666.96
			\$2,476.00	.00	.00	\$276.43	\$0.00	\$33.73	\$68.69	\$37.22	\$392.97	\$1,666.96
			\$0.00	\$0.00	\$0.00	\$2,126.71	\$0.00	\$2,126.71	\$2,126.71	\$2,126.71	\$0.00	\$0.00
			\$0.00	\$0.00	\$0.00	\$2,126.71	\$0.00	\$2,126.71	\$2,126.71	\$2,126.71	\$0.00	\$0.00
10000 Sturgeon, Gerald E 0473		09/13/2019	2,888.92	.00	.00	25.00	.00	35.71	3.62	1.46	2,822.81	.32
			\$2,888.92	.00	.00	\$25.00	\$0.00	\$35.71	\$3.62	\$1.46	\$2,822.81	\$0.32
			\$0.00	\$0.00	\$0.00	\$2,822.81	\$0.00	\$2,822.81	\$2,822.81	\$2,822.81	\$0.00	\$0.00
			\$0.00	\$0.00	\$0.00	\$2,822.81	\$0.00	\$2,822.81	\$2,822.81	\$2,822.81	\$0.00	\$0.00
455 Tapp, Joshua R		09/13/2019	3,709.14	.00	.00	445.79	.00	50.15	97.53	40.61	1,018.97	2,056.09
			\$3,709.14	.00	.00	\$445.79	\$0.00	\$50.15	\$97.53	\$40.61	\$1,018.97	\$2,056.09
			\$0.00	\$0.00	\$0.00	\$3,058.04	\$0.00	\$3,058.04	\$3,058.04	\$3,058.04	\$0.00	\$0.00
			\$0.00	\$0.00	\$0.00	\$3,058.04	\$0.00	\$3,058.04	\$3,058.04	\$3,058.04	\$0.00	\$0.00






# Payroll Register - Board of Public Safety

Check Date Range 09/13/19 - 09/13/19

Detail Listing

Employee	Department	Check Date	Gross	Imputed Income	FICA	Federal	FICA	Medicare	State	Other	Deductions	Net Pay
10000 Teague, James R 1719	Fire - Fire	09/13/2019	2,550.40	.00	.00	248.52	.00	32.34	68.57	28.55	469.33	1,703.09
			\$2,550.40	.00	.00	2,161.35	.00	2,231.35	2,161.35	2,161.35	\$469.33	\$1,703.09
			\$0.00	\$0.00	\$0.00	\$2,161.35	\$0.00	\$2,231.35	\$2,161.35	\$2,161.35	\$469.33	\$1,703.09
10000 Teeters, Nick A 0480		09/13/2019	2,635.20	.00	.00	337.99	.00	34.89	77.73	65.46	315.24	1,803.89
			\$2,635.20	.00	.00	2,406.50	.00	2,406.50	2,406.50	2,406.50	\$315.24	\$1,803.89
			\$0.00	\$0.00	\$0.00	\$2,406.50	\$0.00	\$2,406.50	\$2,406.50	\$2,406.50	\$315.24	\$1,803.89
10000 Thompson, Brent D 0481		09/13/2019	2,635.20	.00	.00	189.79	.00	35.85	54.73	22.79	966.01	1,366.03
			\$2,635.20	.00	.00	1,732.86	.00	2,472.32	1,732.86	1,732.86	\$966.01	\$1,366.03
			\$0.00	\$0.00	\$0.00	\$1,732.86	\$0.00	\$2,472.32	\$1,732.86	\$1,732.86	\$966.01	\$1,366.03
10000 Timbrook, Taegun Coy 1034		09/13/2019	2,476.00	.00	.00	172.46	.00	32.12	65.10	27.11	581.14	1,598.07
			\$2,476.00	.00	.00	2,015.36	.00	2,215.36	2,015.36	2,015.36	\$581.14	\$1,598.07
			\$0.00	\$0.00	\$0.00	\$2,015.36	\$0.00	\$2,215.36	\$2,015.36	\$2,015.36	\$581.14	\$1,598.07
10000 Tracy, Kevin B 0484		09/13/2019	2,788.92	.00	.00	393.15	.00	35.24	78.49	32.68	448.54	1,800.82
			\$2,788.92	.00	.00	2,429.95	.00	2,429.95	2,429.95	2,429.95	\$448.54	\$1,800.82
			\$0.00	\$0.00	\$0.00	\$2,429.95	\$0.00	\$2,429.95	\$2,429.95	\$2,429.95	\$448.54	\$1,800.82
10000 Vaughan, Neville J 0494		09/13/2019	2,695.50	.00	.00	364.58	.00	37.73	81.63	33.99	251.75	1,925.82
			\$2,695.50	.00	.00	2,527.37	.00	2,602.37	2,527.37	2,527.37	\$251.75	\$1,925.82
			\$0.00	\$0.00	\$0.00	\$2,527.37	\$0.00	\$2,602.37	\$2,527.37	\$2,527.37	\$251.75	\$1,925.82
930 Vollrath, Victor V III		09/13/2019	2,593.01	.00	.00	286.81	.00	35.15	70.22	29.24	490.59	1,681.00
			\$2,593.01	.00	.00	2,173.86	.00	2,423.86	2,173.86	2,173.86	\$490.59	\$1,681.00
			\$0.00	\$0.00	\$0.00	\$2,173.86	\$0.00	\$2,423.86	\$2,173.86	\$2,173.86	\$490.59	\$1,681.00
2187 Waggoner, Kody LD		09/13/2019	1,562.88	.00	.00	104.99	.00	22.13	44.02	18.33	213.33	1,160.08
			\$1,562.88	.00	.00	1,401.23	.00	1,526.23	1,401.23	1,401.23	\$213.33	\$1,160.08
			\$0.00	\$0.00	\$0.00	\$1,401.23	\$0.00	\$1,526.23	\$1,401.23	\$1,401.23	\$213.33	\$1,160.08



# Payroll Register - Board of Public Safety


Check Date Range 09/13/19 - 09/13/19

Detail Listing

Employee	Department	Check Date	Gross	Imputed Income	EIC	Federal	FICA	Medicare	State	Other	Deductions	Net Pay
931 Waldrige, Steven T	Fire - Fire	09/13/2019	1,824.96	.00	.00	190.17	.00	25.89	56.03	30.36	158.55	1,363.96
						1,734.58	.00	1,784.58	1,734.58	1,734.58		
			1,824.96	.00	.00	\$190.17	\$0.00	\$25.89	\$56.03	\$30.36	\$158.55	\$1,363.96
			\$0.00	\$0.00	\$0.00	\$1,734.58	\$0.00	\$1,784.58	\$1,734.58	\$1,734.58		
10000 Washel, James W III		09/13/2019	3,040.68	.00	.00	.00	.00	41.04	84.95	35.37	501.13	2,378.19
						2,630.04	.00	2,830.04	2,630.04	2,630.04		
			\$3,040.68	.00	.00	\$0.00	\$0.00	\$41.04	\$84.95	\$35.37	\$501.13	\$2,378.19
			\$0.00	\$0.00	\$0.00	\$2,630.04	\$0.00	\$2,830.04	\$2,630.04	\$2,630.04		
10000 Waterford, Jason R		09/13/2019	2,384.40	.00	.00	1,948.76	.00	2,173.76	1,948.76	1,948.76		
						\$164.47	\$0.00	\$31.52	\$62.95	\$26.21	\$495.93	\$1,603.32
			\$2,384.40	.00	.00	\$1,948.76	.00	\$2,173.76	\$1,948.76	\$1,948.76		
			\$0.00	\$0.00	\$0.00	\$164.47	\$0.00	\$31.52	\$62.95	\$26.21	\$495.93	\$1,603.32
			\$0.00	\$0.00	\$0.00	\$1,948.76	\$0.00	\$2,173.76	\$1,948.76	\$1,948.76		
10000 Weaver, Stephen A		09/13/2019	1,900.80	.00	.00	1,159.86	.00	1,634.86	1,159.86	1,159.86		
						\$38.29	\$0.00	\$23.71	\$49.98	\$14.57	\$804.61	\$984.64
			\$1,900.80	.00	.00	\$1,159.86	.00	\$1,634.86	\$1,159.86	\$1,159.86		
			\$0.00	\$0.00	\$0.00	\$38.29	\$0.00	\$23.71	\$49.98	\$14.57	\$804.61	\$984.64
			\$0.00	\$0.00	\$0.00	\$1,159.86	\$0.00	\$1,634.86	\$1,159.86	\$1,159.86		
1813 Webb, Justin C		09/13/2019	2,358.39	.00	.00	2,047.75	.00	2,047.75	2,047.75	2,047.75		
						\$137.58	\$0.00	\$29.69	\$64.90	\$25.99	\$375.31	\$1,724.92
			\$2,358.39	.00	.00	\$2,047.75	.00	\$2,047.75	\$2,047.75	\$2,047.75		
			\$0.00	\$0.00	\$0.00	\$137.58	\$0.00	\$29.69	\$64.90	\$25.99	\$375.31	\$1,724.92
			\$0.00	\$0.00	\$0.00	\$2,047.75	\$0.00	\$2,047.75	\$2,047.75	\$2,047.75		
10000 Welch, William C		09/13/2019	2,949.03	.00	.00	2,516.06	.00	2,578.06	2,516.06	2,516.06		
						\$382.09	\$0.00	\$37.38	\$81.27	\$33.84	\$508.91	\$1,905.54
			\$2,949.03	.00	.00	\$2,516.06	.00	\$2,578.06	\$2,516.06	\$2,516.06		
			\$0.00	\$0.00	\$0.00	\$382.09	\$0.00	\$37.38	\$81.27	\$33.84	\$508.91	\$1,905.54
			\$0.00	\$0.00	\$0.00	\$2,516.06	\$0.00	\$2,578.06	\$2,516.06	\$2,516.06		
456 White, Dustin C Sr		09/13/2019	2,355.60	.00	.00	2,014.63	.00	2,184.63	2,014.63	2,014.63		
						\$172.37	\$0.00	\$31.68	\$75.07	\$35.26	\$414.77	\$1,626.45
			\$2,355.60	.00	.00	\$2,014.63	.00	\$2,184.63	\$2,014.63	\$2,014.63		
			\$0.00	\$0.00	\$0.00	\$172.37	\$0.00	\$31.68	\$75.07	\$35.26	\$414.77	\$1,626.45
			\$0.00	\$0.00	\$0.00	\$2,014.63	\$0.00	\$2,184.63	\$2,014.63	\$2,014.63		
10000 Young, D. Darne		09/13/2019	2,681.91	.00	.00	2,454.44	.00	2,454.44	2,454.44	2,454.44		
						\$348.53	\$0.00	\$35.59	\$79.28	\$33.01	\$488.27	\$1,697.23
			\$2,681.91	.00	.00	\$2,454.44	.00	\$2,454.44	\$2,454.44	\$2,454.44		
			\$0.00	\$0.00	\$0.00	\$348.53	\$0.00	\$35.59	\$79.28	\$33.01	\$488.27	\$1,697.23
			\$0.00	\$0.00	\$0.00	\$2,454.44	\$0.00	\$2,454.44	\$2,454.44	\$2,454.44		
1557 Young, Jonathan D		09/13/2019	2,358.39	.00	.00	2,101.35	.00	2,226.35	2,101.35	2,101.35		
						\$163.39	\$0.00	\$32.28	\$65.39	\$26.71	\$320.71	\$1,749.91
			\$2,358.39	.00	.00	\$2,101.35	.00	\$2,226.35	\$2,101.35	\$2,101.35		
			\$0.00	\$0.00	\$0.00	\$163.39	\$0.00	\$32.28	\$65.39	\$26.71	\$320.71	\$1,749.91
			\$0.00	\$0.00	\$0.00	\$2,101.35	\$0.00	\$2,226.35	\$2,101.35	\$2,101.35		








# Payroll Register - Board of Public Safety

Check Date Range 09/13/19 - 09/13/19  
Detail Listing

Employee	Department	Pos - Police	Check Date	Gross	Imputed Income	FICA	Federal	FICA	Medicare	State	Other	Deductions	Net Pay
10000 Brannam, Patricia L 1469			09/13/2019	207.00	.00	.00	207.00	12.83	2.99	1.72	.72	.00	188.74
				\$207.00	.00	.00	\$207.00	\$12.83	\$2.99	\$1.72	\$0.72	\$0.00	\$188.74
				\$0.00	\$0.00	\$207.00	\$207.00	\$207.00	\$207.00	\$207.00	\$207.00	\$0.00	\$188.74
2302 Brewer, Alexander M			09/13/2019	40.00	.00	.00	40.00	2.48	.58	1.29	.54	.00	35.11
				\$40.00	.00	.00	\$40.00	\$2.48	\$0.58	\$1.29	\$0.54	\$0.00	\$35.11
				\$0.00	\$0.00	\$40.00	\$40.00	\$40.00	\$40.00	\$40.00	\$40.00	\$0.00	\$35.11
812 Brummert, Christopher R			09/13/2019	3,268.77	.00	.00	2,847.80	.00	2,947.80	2,847.80	2,847.80	467.79	2,394.38
				\$3,268.77	.00	.00	\$2,847.80	.00	\$2,947.80	\$2,847.80	\$2,847.80	\$467.79	\$2,394.38
				\$0.00	\$0.00	\$2,847.80	\$2,847.80	\$2,947.80	\$2,847.80	\$2,847.80	\$2,847.80	\$467.79	\$2,394.38
1945 Bull, Austin J			09/13/2019	2,747.96	.00	.00	2,747.96	.00	2,747.96	2,747.96	2,747.96	42.24	2,164.34
				\$2,747.96	.00	.00	\$2,747.96	.00	\$2,747.96	\$2,747.96	\$2,747.96	\$42.24	\$2,164.34
				\$0.00	\$0.00	\$2,747.96	\$2,747.96	\$2,747.96	\$2,747.96	\$2,747.96	\$2,747.96	\$42.24	\$2,164.34
10000 Burrs, Benjamin L 3240			09/13/2019	3,383.37	.00	.00	3,308.37	.00	3,383.37	3,308.37	3,308.37	386.41	2,295.68
				\$3,383.37	.00	.00	\$3,308.37	.00	\$3,383.37	\$3,308.37	\$3,308.37	\$386.41	\$2,295.68
				\$0.00	\$0.00	\$3,308.37	\$3,308.37	\$3,383.37	\$3,308.37	\$3,308.37	\$3,308.37	\$386.41	\$2,295.68
376 Burmworth, Joshua A			09/13/2019	2,743.57	.00	.00	2,548.29	.00	2,548.29	2,548.29	2,548.29	245.44	2,127.57
				\$2,743.57	.00	.00	\$2,548.29	.00	\$2,548.29	\$2,548.29	\$2,548.29	\$245.44	\$2,127.57
				\$0.00	\$0.00	\$2,548.29	\$2,548.29	\$2,548.29	\$2,548.29	\$2,548.29	\$2,548.29	\$245.44	\$2,127.57
1164 Butler, Joy D			09/13/2019	1,521.80	.00	.00	1,274.69	.00	1,274.69	1,274.69	1,274.69	285.79	985.26
				\$1,521.80	.00	.00	\$1,274.69	.00	\$1,274.69	\$1,274.69	\$1,274.69	\$285.79	\$985.26
				\$0.00	\$0.00	\$1,274.69	\$1,274.69	\$1,274.69	\$1,274.69	\$1,274.69	\$1,274.69	\$285.79	\$985.26
2047 Byer, Walker E			09/13/2019	1,612.18	.00	.00	1,558.92	.00	1,558.92	1,558.92	1,558.92	53.26	1,206.30
				\$1,612.18	.00	.00	\$1,558.92	.00	\$1,558.92	\$1,558.92	\$1,558.92	\$53.26	\$1,206.30
				\$0.00	\$0.00	\$1,558.92	\$1,558.92	\$1,558.92	\$1,558.92	\$1,558.92	\$1,558.92	\$53.26	\$1,206.30
2118 Byrley, Aaron M			09/13/2019	1,954.23	.00	.00	1,917.58	.00	1,917.58	1,917.58	1,917.58	78.89	1,641.36
				\$1,954.23	.00	.00	\$1,917.58	.00	\$1,917.58	\$1,917.58	\$1,917.58	\$78.89	\$1,641.36
				\$0.00	\$0.00	\$1,917.58	\$1,917.58	\$1,917.58	\$1,917.58	\$1,917.58	\$1,917.58	\$78.89	\$1,641.36




# Payroll Register - Board of Public Safety

Check Date Range 09/13/19 - 09/13/19

Detail Listing

Employee	Department	Pol - Police	Check Date	Gross	Imputed Income	EIC	Federal	FICA	Medicare	State	Other	Deductions	Net Pay
1842	Camble, Demetra B		09/13/2019	3,412.18	.00	.00	514.82	.00	48.90	107.67	44.83	90.62	2,605.34
							3,371.80	.00	3,371.80	3,371.80	3,371.80		
				\$3,412.18	\$0.00	\$0.00	\$514.82	\$0.00	\$48.90	\$107.67	\$44.83	\$90.62	\$2,605.34
				\$0.00	\$0.00	\$0.00	\$3,371.80	\$0.00	\$3,371.80	\$3,371.80	\$3,371.80		
10000	Canada, Jeffery A		09/13/2019	3,253.98	.00	.00	336.29	.00	47.18	101.33	42.19	82.24	2,644.75
0092							3,213.98	.00	3,253.98	3,213.98	3,213.98		
				\$3,253.98	\$0.00	\$0.00	\$336.29	\$0.00	\$47.18	\$101.33	\$42.19	\$82.24	\$2,644.75
				\$0.00	\$0.00	\$0.00	\$3,213.98	\$0.00	\$3,253.98	\$3,213.98	\$3,213.98		
2322	Carpenter, Amber J		09/13/2019	1,446.52	.00	.00	134.07	82.18	19.22	42.82	17.83	125.95	1,024.45
							1,325.56	1,325.56	1,325.56	1,325.56	1,325.56		
				\$1,446.52	\$0.00	\$0.00	\$134.07	\$82.18	\$19.22	\$42.82	\$17.83	\$125.95	\$1,024.45
				\$0.00	\$0.00	\$0.00	\$1,325.56	\$1,325.56	\$1,325.56	\$1,325.56	\$1,325.56		
10000	Carson, Kimberly D		09/13/2019	2,086.52	.00	.00	245.94	126.49	29.59	68.48	26.43	144.64	1,444.95
0098							1,965.39	2,040.39	2,040.39	1,965.39	1,965.39		
				\$2,086.52	\$0.00	\$0.00	\$245.94	\$126.49	\$29.59	\$68.48	\$26.43	\$144.64	\$1,444.95
				\$0.00	\$0.00	\$0.00	\$1,965.39	\$2,040.39	\$2,040.39	\$1,965.39	\$1,965.39		
10000	Cole, Dana M		09/13/2019	3,986.88	.00	.00	592.03	.00	56.50	114.55	47.70	491.62	2,684.48
2271							3,546.50	.00	3,896.50	3,546.50	3,546.50		
				\$3,986.88	\$0.00	\$0.00	\$592.03	\$0.00	\$56.50	\$114.55	\$47.70	\$491.62	\$2,684.48
				\$0.00	\$0.00	\$0.00	\$3,546.50	\$0.00	\$3,896.50	\$3,546.50	\$3,546.50		
10000	Combs, Christina R		09/13/2019	.00	.00	.00	.00	.00	.00	.00	.00	.00	.00
1739							.00	.00	.00	.00	.00	.00	.00
				\$0.00	\$0.00	\$0.00	\$0.00	\$0.00	\$0.00	\$0.00	\$0.00	\$0.00	\$0.00
				\$0.00	\$0.00	\$0.00	\$0.00	\$0.00	\$0.00	\$0.00	\$0.00	\$0.00	\$0.00
10000	Cox, Raye Ann		09/13/2019	2,279.81	.00	.00	324.41	127.18	29.74	80.56	26.92	416.86	1,274.14
1952							2,001.28	2,051.28	2,051.28	2,001.28	2,001.28		
				\$2,279.81	\$0.00	\$0.00	\$324.41	\$127.18	\$29.74	\$80.56	\$26.92	\$416.86	\$1,274.14
				\$0.00	\$0.00	\$0.00	\$2,001.28	\$2,051.28	\$2,051.28	\$2,001.28	\$2,001.28		
10000	Crider, Joseph		09/13/2019	2,902.00	.00	.00	396.95	.00	38.78	86.39	35.97	396.53	1,947.38
0131							2,674.53	.00	2,674.53	2,674.53	2,674.53		
				\$2,902.00	\$0.00	\$0.00	\$396.95	\$0.00	\$38.78	\$86.39	\$35.97	\$396.53	\$1,947.38
				\$0.00	\$0.00	\$0.00	\$2,674.53	\$0.00	\$2,674.53	\$2,674.53	\$2,674.53		





# Payroll Register - Board of Public Safety


Check Date Range 09/13/19 - 09/13/19

Detail Listing

Employee	Check Date	Gross	Imputed Income	EIC	Federal	FICA	Medicare	State	Other	Deductions	Net Pay
Department: Pol - Police											
1735 Dunn, Matthew I	09/13/2019	2,004.80	.00	.00	80.20 1,731.17	107.33 1,731.17	25.10 1,731.17	53.43 1,731.17	21.73 1,731.17	323.63	1,393.38
		\$2,004.80	\$0.00	\$0.00	\$80.20 \$1,731.17	\$107.33 \$1,731.17	\$25.10 \$1,731.17	\$53.43 \$1,731.17	\$21.73 \$1,731.17	\$323.63	\$1,393.38
1724 Duzan, Tammi	09/13/2019	1,520.94	.00	.00	151.12 1,467.68	90.99 1,467.68	21.28 1,467.68	47.41 1,467.68	25.68 1,467.68	68.48	1,115.98
		\$1,520.94	\$0.00	\$0.00	\$151.12 \$1,467.68	\$90.99 \$1,467.68	\$21.28 \$1,467.68	\$47.41 \$1,467.68	\$25.68 \$1,467.68	\$68.48	\$1,115.98
10000 Dyer, Patricia A 0694	09/13/2019	207.00	.00	.00	6.08 207.00	12.83 207.00	3.00 207.00	6.69 207.00	2.78 207.00	.00	175.62
		\$207.00	\$0.00	\$0.00	\$6.08 \$207.00	\$12.83 \$207.00	\$3.00 \$207.00	\$6.69 \$207.00	\$2.78 \$207.00	\$0.00	\$175.62
10000 Eccles, Ell E 2478	09/13/2019	1,838.10	.00	.00	125.13 1,620.98	103.60 1,620.98	24.23 1,620.98	52.36 1,620.98	21.29 1,620.98	219.72	1,291.77
		\$1,838.10	\$0.00	\$0.00	\$125.13 \$1,620.98	\$103.60 \$1,620.98	\$24.23 \$1,620.98	\$52.36 \$1,620.98	\$21.29 \$1,620.98	\$219.72	\$1,291.77
2144 Esquivel, Gabriela	09/13/2019	2,634.52	.00	.00	375.97 2,579.14	159.91 2,579.14	37.40 2,579.14	83.31 2,579.14	34.69 2,579.14	59.94	1,883.30
		\$2,634.52	\$0.00	\$0.00	\$375.97 \$2,579.14	\$159.91 \$2,579.14	\$37.40 \$2,579.14	\$83.31 \$2,579.14	\$34.69 \$2,579.14	\$59.94	\$1,883.30
10000 Evans, Britani M 1488	09/13/2019	1,723.58	.00	.00	159.78 1,566.46	93.40 1,566.46	21.85 1,566.46	45.80 1,566.46	19.07 1,566.46	272.23	1,111.45
		\$1,723.58	\$0.00	\$0.00	\$159.78 \$1,566.46	\$93.40 \$1,566.46	\$21.85 \$1,566.46	\$45.80 \$1,566.46	\$19.07 \$1,566.46	\$272.23	\$1,111.45
188 Fabris, Mark W	09/13/2019	3,136.37	.00	.00	463.02 3,136.37	.00 3,136.37	45.48 3,136.37	98.82 3,136.37	41.15 3,136.37	47.58	2,440.32
		\$3,136.37	\$0.00	\$0.00	\$463.02 \$3,136.37	\$0.00 \$3,136.37	\$45.48 \$3,136.37	\$98.82 \$3,136.37	\$41.15 \$3,136.37	\$47.58	\$2,440.32
2323 Film, Maria K	09/13/2019	1,615.61	.00	.00	105.00 1,567.92	97.21 1,567.92	22.73 1,567.92	49.40 1,567.92	14.53 1,567.92	75.95	1,250.79
		\$1,615.61	\$0.00	\$0.00	\$105.00 \$1,567.92	\$97.21 \$1,567.92	\$22.73 \$1,567.92	\$49.40 \$1,567.92	\$14.53 \$1,567.92	\$75.95	\$1,250.79
10000 Forston, Cody C 0194	09/13/2019	5,116.91	.00	.00	247.35 4,739.44	.00 4,889.44	70.90 4,739.44	153.08 4,739.44	63.75 4,739.44	436.32	4,145.51
		\$5,116.91	\$0.00	\$0.00	\$247.35 \$4,739.44	\$0.00 \$4,889.44	\$70.90 \$4,739.44	\$153.08 \$4,739.44	\$63.75 \$4,739.44	\$436.32	\$4,145.51








# Payroll Register - Board of Public Safety

Check Date Range 09/13/19 - 09/13/19

Detail Listing

Employee	Department	Pol - Police	Check Date	Gross	Imputed Income	EIC	Federal	FICA	Medicare	State	Other	Deductions	Net Pay
10000 Harris, Idris A 3628			09/13/2019	3,402.33	.00	.00	548.19	.00	48.74	108.59	45.22	82.62	2,568.97
				\$3,402.33	.00	.00	\$3,361.95	\$0.00	\$48.74	\$108.59	\$45.22	\$82.62	\$2,568.97
				\$0.00	\$0.00	\$0.00	\$3,361.95	\$0.00	\$3,361.95	\$3,361.95	\$3,361.95	\$45.22	\$2,568.97
				\$0.00	\$0.00	.00	262.69	138.01	32.27	69.41	28.90	325.03	1,661.96
10000 Hartman, John H 3038			09/13/2019	2,518.27	.00	.00	2,225.77	2,225.77	2,225.77	2,225.77	2,225.77	2,225.77	2,225.77
				\$2,518.27	.00	.00	\$2,225.77	\$138.01	\$32.27	\$69.41	\$28.90	\$325.03	\$1,661.96
				\$0.00	\$0.00	\$0.00	\$2,225.77	\$2,225.77	\$2,225.77	\$2,225.77	\$2,225.77	\$325.03	\$1,661.96
				\$0.00	\$0.00	.00	351.65	.00	35.79	79.74	43.20	335.31	1,893.88
10000 Hasler, Jordan M 3807			09/13/2019	2,739.57	.00	.00	2,468.60	.00	2,468.60	2,468.60	2,468.60	2,468.60	2,468.60
				\$2,739.57	.00	.00	\$2,468.60	\$0.00	\$35.79	\$79.74	\$43.20	\$335.31	\$1,893.88
				\$0.00	\$0.00	\$0.00	\$2,468.60	\$0.00	\$2,468.60	\$2,468.60	\$2,468.60	\$43.20	\$1,893.88
				\$0.00	\$0.00	.00	68.60	48.36	11.31	25.19	10.49	.00	616.05
2253 Heitink, Gerrit Jan Barend			09/13/2019	780.00	.00	.00	780.00	780.00	780.00	780.00	780.00	780.00	780.00
				\$780.00	.00	.00	\$68.60	\$48.36	\$11.31	\$25.19	\$10.49	\$0.00	\$616.05
				\$0.00	\$0.00	\$0.00	\$780.00	\$780.00	\$780.00	\$780.00	\$780.00	\$780.00	\$780.00
				\$0.00	.00	.00	196.94	109.45	25.60	55.78	30.22	57.93	1,337.29
1626 Henderson, Courtney J			09/13/2019	1,813.21	.00	.00	1,765.39	1,765.39	1,765.39	1,765.39	1,765.39	1,765.39	1,765.39
				\$1,813.21	.00	.00	\$196.94	\$109.45	\$25.60	\$55.78	\$30.22	\$57.93	\$1,337.29
				\$0.00	\$0.00	\$0.00	\$1,765.39	\$1,765.39	\$1,765.39	\$1,765.39	\$1,765.39	\$1,765.39	\$1,765.39
				\$0.00	.00	.00	48.75	104.56	56.65	419.71	2,984.97	2,984.97	
10000 Henry, Joseph A 2237			09/13/2019	3,614.64	.00	.00	3,237.17	3,237.17	3,237.17	3,237.17	3,237.17	3,237.17	3,237.17
				\$3,614.64	.00	.00	\$0.00	\$0.00	\$48.75	\$104.56	\$56.65	\$419.71	\$2,984.97
				\$0.00	\$0.00	\$0.00	\$3,237.17	\$3,237.17	\$3,237.17	\$3,237.17	\$3,237.17	\$3,237.17	\$3,237.17
				\$0.00	.00	.00	867.53	.00	69.52	151.63	63.14	236.12	3,496.86
127 Hines, Shawn M			09/13/2019	4,884.80	.00	.00	4,694.42	4,694.42	4,694.42	4,694.42	4,694.42	4,694.42	4,694.42
				\$4,884.80	.00	.00	\$867.53	\$0.00	\$69.52	\$151.63	\$63.14	\$236.12	\$3,496.86
				\$0.00	\$0.00	\$0.00	\$4,694.42	\$0.00	\$4,694.42	\$4,694.42	\$4,694.42	\$4,694.42	\$4,694.42
				\$0.00	.00	.00	478.78	.00	46.52	102.38	42.63	90.62	2,495.45
10000 Hoffmeister, Jonathan 2200 R			09/13/2019	3,256.38	.00	.00	3,208.00	3,208.00	3,208.00	3,208.00	3,208.00	3,208.00	3,208.00
				\$3,256.38	.00	.00	\$478.78	\$0.00	\$46.52	\$102.38	\$42.63	\$90.62	\$2,495.45
				\$0.00	\$0.00	\$0.00	\$3,208.00	\$3,208.00	\$3,208.00	\$3,208.00	\$3,208.00	\$3,208.00	\$3,208.00




# Payroll Register - Board of Public Safety

Check Date Range 09/13/19 - 09/13/19

Detail Listing

Employee	Department	Poi - Police	Check Date	Gross	Imputed Income	EIC	Federal	FICA	Medicare	State	Other	Deductions	Net Pay
189 Hunter, Jacob R			09/13/2019	3,710.15	.00	.00	328.32	.00	49.13	107.05	44.58	448.34	2,732.73
					.00	.00	3,314.18	.00	3,389.18	3,314.18	3,314.18		
				\$3,710.15	\$0.00	\$0.00	\$328.32	\$0.00	\$49.13	\$107.05	\$44.58	\$448.34	\$2,732.73
10000 Jackson, Ross A			09/13/2019	1,512.89	\$0.00	.00	\$3,314.18	\$0.00	\$3,389.18	\$3,314.18	\$3,314.18		
1706					.00	.00	20.00	73.38	17.16	31.77	13.23	610.37	746.98
				\$1,512.89	\$0.00	\$0.00	\$983.49	\$1,183.49	\$17.16	\$31.77	\$13.23	\$610.37	\$746.98
10000 Jahnke, Jamie R			09/13/2019	1,949.02	\$0.00	.00	\$20.00	\$73.38	\$17.16	\$31.77	\$13.23	\$610.37	\$746.98
0277					.00	.00	\$983.49	\$1,183.49	\$17.16	\$31.77	\$13.23	\$610.37	\$746.98
				\$1,949.02	\$0.00	\$0.00	\$127.56	\$108.87	\$25.45	\$56.72	\$23.62	\$213.36	\$1,393.44
10000 James, Brian R			09/13/2019	2,677.97	\$0.00	.00	\$127.56	\$108.87	\$25.45	\$56.72	\$23.62	\$213.36	\$1,393.44
0278					.00	.00	\$190.52	\$0.00	\$34.48	\$75.18	\$40.06	\$404.76	\$1,932.97
				\$2,677.97	\$0.00	\$0.00	\$190.52	\$1,755.91	\$34.48	\$75.18	\$40.06	\$404.76	\$1,932.97
10000 Jarrett, Brittany L			09/13/2019	1,759.44	\$0.00	.00	\$190.52	\$108.87	\$25.45	\$56.72	\$23.62	\$213.36	\$1,393.44
3407					.00	.00	\$166.89	\$100.38	\$23.48	\$51.65	\$21.51	\$165.59	\$1,229.94
				\$1,759.44	\$0.00	\$0.00	\$166.89	\$100.38	\$23.48	\$51.65	\$21.51	\$165.59	\$1,229.94
11 Jarrett, Kiley D			09/13/2019	3,441.40	\$0.00	.00	\$166.89	\$100.38	\$23.48	\$51.65	\$21.51	\$165.59	\$1,229.94
					.00	.00	\$524.63	\$0.00	\$47.92	\$105.13	\$43.78	\$232.28	\$2,487.66
				\$3,441.40	\$0.00	\$0.00	\$524.63	\$0.00	\$47.92	\$105.13	\$43.78	\$232.28	\$2,487.66
10000 Jeffers, William			09/13/2019	3,883.91	\$0.00	.00	\$166.89	\$100.38	\$23.48	\$51.65	\$21.51	\$165.59	\$1,229.94
0280					.00	.00	\$1,599.06	\$1,619.06	\$23.48	\$51.65	\$21.51	\$165.59	\$1,229.94
				\$3,883.91	\$0.00	\$0.00	\$1,599.06	\$1,619.06	\$23.48	\$51.65	\$21.51	\$165.59	\$1,229.94
583 Jordan, Elliott L			09/13/2019	3,918.02	\$0.00	.00	\$166.89	\$100.38	\$23.48	\$51.65	\$21.51	\$165.59	\$1,229.94
					.00	.00	\$321.18	\$0.00	\$53.33	\$113.08	\$61.27	\$392.58	\$2,976.58
				\$3,918.02	\$0.00	\$0.00	\$321.18	\$0.00	\$53.33	\$113.08	\$61.27	\$392.58	\$2,976.58
1955 Jurgeto, Taylor K			09/13/2019	2,435.48	\$0.00	.00	\$166.89	\$100.38	\$23.48	\$51.65	\$21.51	\$165.59	\$1,229.94
					.00	.00	\$321.18	\$0.00	\$53.33	\$113.08	\$61.27	\$392.58	\$2,976.58
				\$2,435.48	\$0.00	\$0.00	\$321.18	\$0.00	\$53.33	\$113.08	\$61.27	\$392.58	\$2,976.58
				\$2,435.48	\$0.00	\$0.00	\$344.36	\$0.00	\$35.31	\$78.67	\$32.76	\$42.24	\$1,902.14
				\$2,435.48	\$0.00	\$0.00	\$344.36	\$0.00	\$35.31	\$78.67	\$32.76	\$42.24	\$1,902.14
				\$2,435.48	\$0.00	\$0.00	\$344.36	\$0.00	\$35.31	\$78.67	\$32.76	\$42.24	\$1,902.14




# Payroll Register - Board of Public Safety

Check Date Range 09/13/19 - 09/13/19

Detail Listing

Employee	Department	Check Date	Gross	Imputed Income	EIC	Federal	FICA	Medicare	State	Other	Deductions	Net Pay
427 Kelley, Jennifer R	Pol - Police	09/13/2019	513.20	.00	.00	20.49	28.43	6.65	14.82	6.17	60.00	376.64
			513.20	.00	.00	458.74	458.74	458.74	458.74	458.74		
						\$20.49	\$28.43	\$6.65	\$14.82	\$6.17	\$60.00	\$376.64
			\$0.00	\$0.00	\$0.00	\$458.74	\$458.74	\$458.74	\$458.74	\$458.74	\$60.00	\$376.64
1526 Kelley, Peggy L		09/13/2019	2,587.69	.00	.00	214.89	146.87	34.34	76.52	64.44	231.89	1,818.74
			2,587.69	.00	.00	2,368.99	2,368.99	2,368.99	2,368.99	2,368.99		
						\$214.89	\$146.87	\$34.34	\$76.52	\$64.44	\$231.89	\$1,818.74
			\$0.00	\$0.00	\$0.00	\$2,368.99	\$2,368.99	\$2,368.99	\$2,368.99	\$2,368.99	\$231.89	\$1,818.74
1818 Kepilino, Tabitha A		09/13/2019	1,862.90	.00	.00	173.39	112.52	26.31	57.38	23.89	53.26	1,416.15
			1,862.90	.00	.00	1,814.81	1,814.81	1,814.81	1,814.81	1,814.81		
						\$173.39	\$112.52	\$26.31	\$57.38	\$23.89	\$53.26	\$1,416.15
			\$0.00	\$0.00	\$0.00	\$1,814.81	\$1,814.81	\$1,814.81	\$1,814.81	\$1,814.81	\$53.26	\$1,416.15
10000 Keselich, Ruth A		09/13/2019	2,220.43	.00	.00	258.78	120.29	28.12	61.70	25.69	379.80	1,346.05
0294			2,220.43	.00	.00	1,910.09	1,940.09	1,940.09	1,910.09	1,910.09		
						\$258.78	\$120.29	\$28.12	\$61.70	\$25.69	\$379.80	\$1,346.05
			\$0.00	\$0.00	\$0.00	\$1,910.09	\$1,940.09	\$1,940.09	\$1,910.09	\$1,910.09	\$379.80	\$1,346.05
2119 Khan, Qaliumuzzaman		09/13/2019	1,954.23	.00	.00	192.24	27.63	60.31	18.67	90.91	156.47	1,564.47
			1,954.23	.00	.00	1,905.56	1,905.56	1,905.56	1,905.56	1,905.56		
						\$192.24	\$27.63	\$60.31	\$18.67	\$90.91	\$156.47	\$1,564.47
			\$0.00	\$0.00	\$0.00	\$1,905.56	\$1,905.56	\$1,905.56	\$1,905.56	\$1,905.56	\$156.47	\$1,564.47
1374 Kincaid, Sean P		09/13/2019	3,154.11	.00	.00	449.24	44.56	98.04	40.82	122.62	239.83	2,398.83
			3,154.11	.00	.00	3,073.73	3,073.73	3,073.73	3,073.73	3,073.73		
						\$449.24	\$44.56	\$98.04	\$40.82	\$122.62	\$239.83	\$2,398.83
			\$0.00	\$0.00	\$0.00	\$3,073.73	\$3,073.73	\$3,073.73	\$3,073.73	\$3,073.73	\$239.83	\$2,398.83
10000 Kovach, John M		09/13/2019	4,054.06	.00	.00	459.42	54.93	172.36	50.95	335.00	2,981.40	2,981.40
0296			4,054.06	.00	.00	3,788.12	3,788.12	3,788.12	3,788.12	3,788.12		
						\$459.42	\$54.93	\$172.36	\$50.95	\$335.00	\$2,981.40	\$2,981.40
			\$0.00	\$0.00	\$0.00	\$3,788.12	\$3,788.12	\$3,788.12	\$3,788.12	\$3,788.12	\$2,981.40	\$2,981.40
1395 Kreuzman, Thomas L		09/13/2019	2,933.73	.00	.00	392.63	40.84	89.73	27.78	163.71	221.94	2,219.04
			2,933.73	.00	.00	2,816.42	2,816.42	2,816.42	2,816.42	2,816.42		
						\$392.63	\$40.84	\$89.73	\$27.78	\$163.71	\$221.94	\$2,219.04
			\$0.00	\$0.00	\$0.00	\$2,816.42	\$2,816.42	\$2,816.42	\$2,816.42	\$2,816.42	\$221.94	\$2,219.04
657 Kruse, Dustin L		09/13/2019	3,123.49	.00	.00	433.15	43.51	95.68	39.84	168.34	234.29	2,342.97
			3,123.49	.00	.00	3,000.59	3,000.59	3,000.59	3,000.59	3,000.59		
						\$433.15	\$43.51	\$95.68	\$39.84	\$168.34	\$234.29	\$2,342.97
			\$0.00	\$0.00	\$0.00	\$3,000.59	\$3,000.59	\$3,000.59	\$3,000.59	\$3,000.59	\$234.29	\$2,342.97




# Payroll Register - Board of Public Safety

Check Date Range 09/13/19 - 09/13/19

Detail Listing

Employee	Department	Pos - Police	Check Date	Gross	Imputed Income	EIC	Federal	FICA	Medicare	State	Other	Deductions	Net Pay
1524 Lantz, Erica L			09/13/2019	1,822.39	.00	.00	137.49	103.99	24.32	59.17	34.35	150.21	1,312.86
							1,677.20	1,677.20	1,677.20	1,677.20	1,677.20	1,677.20	
				\$1,822.39	\$0.00	\$0.00	\$137.49	\$103.99	\$24.32	\$59.17	\$34.35	\$150.21	\$1,312.86
				\$0.00	\$0.00	\$0.00	\$1,677.20	\$1,677.20	\$1,677.20	\$1,677.20	\$1,677.20	\$1,677.20	
				2,552.03	.00	.00	322.75	.00	36.23	80.71	67.97	95.85	1,948.52
							2,498.77	2,498.77	2,498.77	2,498.77	2,498.77	2,498.77	
				\$2,552.03	\$0.00	\$0.00	\$322.75	\$0.00	\$36.23	\$80.71	\$67.97	\$95.85	\$1,948.52
				\$0.00	\$0.00	\$0.00	\$2,498.77	\$2,498.77	\$2,498.77	\$2,498.77	\$2,498.77	\$2,498.77	
				3,628.24	.00	.00	543.41	217.10	50.78	111.87	46.58	189.75	2,468.75
							3,501.77	3,501.77	3,501.77	3,501.77	3,501.77	3,501.77	
				\$3,628.24	\$0.00	\$0.00	\$543.41	\$217.10	\$50.78	\$111.87	\$46.58	\$189.75	\$2,468.75
				\$0.00	\$0.00	\$0.00	\$3,501.77	\$3,501.77	\$3,501.77	\$3,501.77	\$3,501.77	\$3,501.77	
				820.00	.00	.00	73.40	50.84	11.89	26.49	16.40	.00	640.98
							820.00	820.00	820.00	820.00	820.00	820.00	
				\$820.00	\$0.00	\$0.00	\$73.40	\$50.84	\$11.89	\$26.49	\$16.40	\$0.00	\$640.98
				\$0.00	\$0.00	\$0.00	\$820.00	\$820.00	\$820.00	\$820.00	\$820.00	\$820.00	
				3,956.47	.00	.00	.00	.00	55.59	116.12	48.35	369.06	3,367.35
							3,633.57	3,633.57	3,633.57	3,633.57	3,633.57	3,633.57	
				\$3,956.47	\$0.00	\$0.00	\$0.00	\$55.59	\$116.12	\$48.35	\$369.06	\$3,367.35	
				\$0.00	\$0.00	\$0.00	\$3,633.57	\$3,633.57	\$3,633.57	\$3,633.57	\$3,633.57	\$3,633.57	
				940.00	.00	.00	87.80	58.28	13.63	30.36	18.99	.00	730.94
							940.00	940.00	940.00	940.00	940.00	940.00	
				\$940.00	\$0.00	\$0.00	\$87.80	\$58.28	\$13.63	\$30.36	\$18.99	\$0.00	\$730.94
				\$0.00	\$0.00	\$0.00	\$940.00	\$940.00	\$940.00	\$940.00	\$940.00	\$940.00	
				3,827.41	.00	.00	630.55	.00	53.75	118.49	49.34	162.62	2,812.66
							3,707.03	3,707.03	3,707.03	3,707.03	3,707.03	3,707.03	
				\$3,827.41	\$0.00	\$0.00	\$630.55	\$0.00	\$53.75	\$118.49	\$49.34	\$162.62	\$2,812.66
				\$0.00	\$0.00	\$0.00	\$3,707.03	\$3,707.03	\$3,707.03	\$3,707.03	\$3,707.03	\$3,707.03	
				2,707.70	.00	.00	299.96	.00	36.45	72.15	29.53	516.29	1,753.32
							2,233.65	2,233.65	2,233.65	2,233.65	2,233.65	2,233.65	
				\$2,707.70	\$0.00	\$0.00	\$299.96	\$0.00	\$36.45	\$72.15	\$29.53	\$516.29	\$1,753.32
				\$0.00	\$0.00	\$0.00	\$2,233.65	\$2,233.65	\$2,233.65	\$2,233.65	\$2,233.65	\$2,233.65	
				2,270.42	.00	.00	277.99	132.29	30.94	68.92	28.70	162.05	1,569.53
							2,133.77	2,133.77	2,133.77	2,133.77	2,133.77	2,133.77	
				\$2,270.42	\$0.00	\$0.00	\$277.99	\$132.29	\$30.94	\$68.92	\$28.70	\$162.05	\$1,569.53
				\$0.00	\$0.00	\$0.00	\$2,133.77	\$2,133.77	\$2,133.77	\$2,133.77	\$2,133.77	\$2,133.77	




# Payroll Register - Board of Public Safety

Check Date Range 09/13/19 - 09/13/19

Detail Listing

Employee	Department	Prof - Police	Check Date	Gross	Imputed Income	EIC	Federal	FICA	Medicare	State	Other	Deductions	Net Pay
1802	McCarney, Blake A		09/13/2019	4,534.51	.00	.00	478.14	.00	62.88	136.85	74.14	350.07	3,432.43
							4,236.81	.00	4,336.81	4,236.81	4,236.81		
				\$4,534.51	\$0.00	\$0.00	\$478.14	\$0.00	\$62.88	\$136.85	\$74.14	\$350.07	\$3,432.43
				\$0.00	\$0.00	\$0.00	\$4,236.81	\$0.00	\$4,336.81	\$4,236.81	\$4,236.81		
460	McCarter, Susan E		09/13/2019	1,568.31	.00	.00	135.97	93.17	21.79	47.30	19.70	86.94	1,163.44
							1,502.93	1,502.93	1,502.93	1,502.93	1,502.93		
				\$1,568.31	\$0.00	\$0.00	\$135.97	\$93.17	\$21.79	\$47.30	\$19.70	\$86.94	\$1,163.44
				\$0.00	\$0.00	\$0.00	\$1,502.93	\$1,502.93	\$1,502.93	\$1,502.93	\$1,502.93		
10000	McCoy, Joshua A		09/13/2019	3,887.03	.00	.00	398.91	.00	56.20	121.49	50.59	52.57	3,207.27
							3,876.70	.00	3,876.70	3,876.70	3,876.70		
				\$3,887.03	\$0.00	\$0.00	\$398.91	\$0.00	\$56.20	\$121.49	\$50.59	\$52.57	\$3,207.27
				\$0.00	\$0.00	\$0.00	\$3,876.70	\$0.00	\$3,876.70	\$3,876.70	\$3,876.70		
2070	McGhone, Kyle J		09/13/2019	1,997.98	.00	.00	125.86	.00	25.76	52.55	21.88	421.96	1,349.97
							1,627.01	.00	1,777.01	1,627.01	1,627.01		
				\$1,997.98	\$0.00	\$0.00	\$125.86	\$0.00	\$25.76	\$52.55	\$21.88	\$421.96	\$1,349.97
				\$0.00	\$0.00	\$0.00	\$1,627.01	\$0.00	\$1,777.01	\$1,627.01	\$1,627.01		
2321	McHugh, Jodi L		09/13/2019	1,446.52	.00	.00	129.20	89.68	20.97	45.48	18.30	4.29	1,138.60
							1,446.52	1,446.52	1,446.52	1,446.52	1,446.52		
				\$1,446.52	\$0.00	\$0.00	\$129.20	\$89.68	\$20.97	\$45.48	\$18.30	\$4.29	\$1,138.60
				\$0.00	\$0.00	\$0.00	\$1,446.52	\$1,446.52	\$1,446.52	\$1,446.52	\$1,446.52		
10000	Miles, James F		09/13/2019	1,562.51	.00	.00	153.76	93.90	21.96	48.12	26.07	121.87	1,096.83
							1,489.64	1,514.64	1,514.64	1,489.64	1,489.64		
				\$1,562.51	\$0.00	\$0.00	\$153.76	\$93.90	\$21.96	\$48.12	\$26.07	\$121.87	\$1,096.83
				\$0.00	\$0.00	\$0.00	\$1,489.64	\$1,514.64	\$1,514.64	\$1,489.64	\$1,489.64		
10000	Miller, Mark N		09/13/2019	1,854.52	.00	.00	208.83	112.80	26.38	58.77	24.47	49.42	1,373.85
							1,819.43	1,819.43	1,819.43	1,819.43	1,819.43		
				\$1,854.52	\$0.00	\$0.00	\$208.83	\$112.80	\$26.38	\$58.77	\$24.47	\$49.42	\$1,373.85
				\$0.00	\$0.00	\$0.00	\$1,819.43	\$1,819.43	\$1,819.43	\$1,819.43	\$1,819.43		
1799	Mitchell, Garrett K		09/13/2019	2,936.31	.00	.00	352.59	.00	41.99	89.07	55.15	190.62	2,206.89
							2,795.93	.00	2,895.93	2,795.93	2,795.93		
				\$2,936.31	\$0.00	\$0.00	\$352.59	\$0.00	\$41.99	\$89.07	\$55.15	\$190.62	\$2,206.89
				\$0.00	\$0.00	\$0.00	\$2,795.93	\$2,795.93	\$2,795.93	\$2,795.93	\$2,795.93		
10000	Mitchner, Linda J		09/13/2019	207.00	.00	.00	.00	12.83	2.99	5.44	2.27	.00	183.47
							207.00	207.00	207.00	207.00	207.00		
				\$207.00	\$0.00	\$0.00	\$0.00	\$12.83	\$2.99	\$5.44	\$2.27	\$0.00	\$183.47
				\$0.00	\$0.00	\$0.00	\$207.00	\$207.00	\$207.00	\$207.00	\$207.00		




# Payroll Register - Board of Public Safety

Check Date Range 09/13/19 - 09/13/19

Detail Listing

Employee	Department	Pol	Check Date	Gross	Imputed Income	EIC	Federal	FICA	Medicare	State	Other	Deductions	Net Pay
10000 Mitchner, Randell K	2795		09/13/2019	207.00	.00	.00	.00	12.83	2.99	6.69	2.78	.00	181.71
				\$207.00	\$0.00	\$0.00	\$0.00	\$12.83	\$2.99	\$6.69	\$2.78	\$0.00	\$181.71
				\$0.00	\$0.00	\$0.00	\$207.00	\$207.00	\$207.00	\$207.00	\$207.00	\$207.00	\$0.00
1848 Murphy, Brittany S			09/13/2019	1,733.08	.00	.00	159.46	105.31	24.63	53.63	29.05	49.02	1,311.98
				\$1,733.08	\$0.00	\$0.00	\$159.46	\$105.31	\$24.63	\$53.63	\$29.05	\$49.02	\$1,311.98
				\$0.00	\$0.00	\$0.00	\$1,698.68	\$1,698.68	\$1,698.68	\$1,698.68	\$1,698.68	\$1,698.68	\$0.00
10000 Murphy, Louelyn Marie	2248		09/13/2019	2,449.76	.00	.00	398.06	147.97	34.60	77.09	23.87	173.81	1,594.36
				\$2,449.76	\$0.00	\$0.00	\$398.06	\$147.97	\$34.60	\$77.09	\$23.87	\$173.81	\$1,594.36
				\$0.00	\$0.00	\$0.00	\$2,386.54	\$2,386.54	\$2,386.54	\$2,386.54	\$2,386.54	\$2,386.54	\$0.00
10000 Muscato, Jonathan S	3104		09/13/2019	2,704.37	.00	.00	308.47	.00	36.57	73.40	30.56	474.28	1,781.09
				\$2,704.37	\$0.00	\$0.00	\$308.47	\$0.00	\$36.57	\$73.40	\$30.56	\$474.28	\$1,781.09
				\$0.00	\$0.00	\$0.00	\$2,772.33	\$2,522.33	\$2,272.33	\$2,272.33	\$2,272.33	\$2,272.33	\$0.00
10000 Myers, Amy L	0134		09/13/2019	1,909.40	.00	.00	105.08	101.29	23.69	46.96	25.44	455.56	1,151.38
				\$1,909.40	\$0.00	\$0.00	\$105.08	\$101.29	\$23.69	\$46.96	\$25.44	\$455.56	\$1,151.38
				\$0.00	\$0.00	\$0.00	\$1,453.84	\$1,633.84	\$1,633.84	\$1,453.84	\$1,453.84	\$1,453.84	\$0.00
2331 Nelson, Heather M			09/13/2019	1,377.62	.00	.00	116.97	80.47	18.82	40.68	16.94	88.59	1,015.15
				\$1,377.62	\$0.00	\$0.00	\$116.97	\$80.47	\$18.82	\$40.68	\$16.94	\$88.59	\$1,015.15
				\$0.00	\$0.00	\$0.00	\$1,297.86	\$1,297.86	\$1,297.86	\$1,297.86	\$1,297.86	\$1,297.86	\$0.00
10000 Oehrnich, Melissa B	0367		09/13/2019	2,908.72	.00	.00	339.53	169.68	39.68	85.91	35.77	178.70	2,059.45
				\$2,908.72	\$0.00	\$0.00	\$339.53	\$169.68	\$39.68	\$85.91	\$35.77	\$178.70	\$2,059.45
				\$0.00	\$0.00	\$0.00	\$2,736.60	\$2,736.60	\$2,736.60	\$2,736.60	\$2,736.60	\$2,736.60	\$0.00
10000 Olcham, B. Scott	0368		09/13/2019	3,831.09	.00	.00	342.05	.00	50.77	113.10	46.06	415.79	2,863.32
				\$3,831.09	\$0.00	\$0.00	\$342.05	\$0.00	\$50.77	\$113.10	\$46.06	\$415.79	\$2,863.32
				\$0.00	\$0.00	\$0.00	\$3,501.69	\$3,501.69	\$3,501.69	\$3,501.69	\$3,501.69	\$3,501.69	\$0.00




# Payroll Register - Board of Public Safety

Check Date Range 09/13/19 - 09/13/19

Detail Listing

Employee	Department	Check Date	Gross	Imputed Income	EIC	Federal	FICA	Medicare	State	Other	Deductions	Net Pay
2090 Ottenweller, William H	Pof - Police	09/13/2019	2,584.23	.00	.00	370.04	.00	37.01	82.44	34.33	74.30	1,986.11
						2,552.17	.00	2,552.17	2,552.17	2,552.17		
			\$2,584.23	\$0.00	\$0.00	\$370.04	\$0.00	\$37.01	\$82.44	\$34.33	\$74.30	\$1,986.11
1548 Owen, Dakota J		09/13/2019	2,621.63	\$0.00	.00	\$2,552.17	.00	\$2,552.17	\$2,552.17	\$2,552.17	\$74.30	\$1,986.11
						367.63	.00	36.85	82.08	34.18	122.62	1,978.27
						2,541.25	.00	2,541.25	2,541.25	2,541.25		
			\$2,621.63	\$0.00	\$0.00	\$367.63	\$0.00	\$36.85	\$82.08	\$34.18	\$122.62	\$1,978.27
10000 Parker, William O		09/13/2019	153.84	\$0.00	.00	\$2,541.25	\$0.00	\$2,541.25	\$2,541.25	\$2,541.25	.00	136.79
						.00	9.54	2.23	3.73	1.55		
						153.84	153.84	153.84	153.84	153.84		
			\$153.84	\$0.00	\$0.00	\$0.00	\$9.54	\$2.23	\$3.73	\$1.55	\$0.00	\$136.79
10000 Pedigo, Ryan J		09/13/2019	3,283.43	.00	.00	3,043.05	.00	3,243.05	3,043.05	3,043.05	294.22	2,326.30
						478.03	.00	47.03	98.29	39.56		
						3,043.05	3,043.05	3,043.05	3,043.05	3,043.05		
			\$3,283.43	\$0.00	\$0.00	\$478.03	\$0.00	\$47.03	\$98.29	\$39.56	\$294.22	\$2,326.30
1798 Penner, Nolan P		09/13/2019	2,528.83	.00	.00	\$3,043.05	.00	\$3,243.05	\$3,043.05	\$3,043.05	151.39	1,926.30
						305.35	.00	35.09	78.16	32.54		
						2,419.68	.00	2,419.68	2,419.68	2,419.68		
			\$2,528.83	\$0.00	\$0.00	\$305.35	\$0.00	\$35.09	\$78.16	\$32.54	\$151.39	\$1,926.30
874 Perry, Dustin L		09/13/2019	3,111.53	.00	.00	\$2,419.68	.00	\$2,419.68	\$2,419.68	\$2,419.68	105.26	2,548.44
						277.22	.00	44.59	96.03	39.99		
						3,049.88	3,049.88	3,049.88	3,049.88	3,049.88		
			\$3,111.53	\$0.00	\$0.00	\$277.22	\$0.00	\$44.59	\$96.03	\$39.99	\$105.26	\$2,548.44
10000 Post, Paul R		09/13/2019	3,525.17	.00	.00	\$3,334.20	.00	3,334.20	3,334.20	3,334.20	258.21	2,735.35
						330.72	.00	48.35	107.69	44.85		
						3,334.20	3,334.20	3,334.20	3,334.20	3,334.20		
			\$3,525.17	\$0.00	\$0.00	\$330.72	\$0.00	\$48.35	\$107.69	\$44.85	\$258.21	\$2,735.35
10000 Quarters, Joseph A		09/13/2019	3,547.77	.00	.00	\$2,894.51	.00	3,494.51	2,894.51	2,894.51	653.26	2,266.07
						445.35	.00	50.67	93.49	38.93		
						3,334.20	3,334.20	3,334.20	3,334.20	3,334.20		
			\$3,547.77	\$0.00	\$0.00	\$445.35	\$0.00	\$50.67	\$93.49	\$38.93	\$653.26	\$2,266.07
10000 Rasche, Shane M		09/13/2019	3,037.89	.00	.00	\$2,894.51	.00	\$3,494.51	\$2,894.51	\$2,894.51	454.88	2,029.78
						383.24	.00	42.74	89.84	37.41		
						2,935.25	2,935.25	2,935.25	2,935.25	2,935.25		
			\$3,037.89	\$0.00	\$0.00	\$383.24	\$0.00	\$42.74	\$89.84	\$37.41	\$454.88	\$2,029.78






# Payroll Register - Board of Public Safety

Check Date Range 09/13/19 - 09/13/19

Detail Listing

Employee	Check Date	Gross	Imputed Income	FICA	Federal	FICA	Medicare	State	Other	Deductions	Net Pay
2010 Raybould, Brooke E	09/13/2019	1,467.52	.00	.00	94.67	87.87	20.55	44.16	34.86	104.67	1,080.74
			.00	.00	1,367.14	1,417.14	1,417.14	1,367.14	1,367.14		
		\$1,467.52	\$0.00	\$0.00	\$94.67	\$87.87	\$20.55	\$44.16	\$34.86	\$104.67	\$1,080.74
1843 Raybould, Jeffrey A	09/13/2019	3,239.04	\$0.00	.00	\$1,367.14	\$1,417.14	45.84	100.53	79.37	168.89	2,540.31
			.00	.00	3,041.10	.00	3,162.39	3,112.39	3,112.39		
		\$3,239.04	\$0.00	\$0.00	\$304.10	\$0.00	\$45.84	\$100.53	\$79.37	\$168.89	\$2,540.31
10000 Rees, Jeffrey M	09/13/2019	3,363.47	\$0.00	.00	\$3,112.39	\$0.00	45.56	98.60	53.42	353.21	2,535.15
			.00	.00	277.53	.00	3,142.50	3,052.50	3,052.50		
		\$3,363.47	\$0.00	\$0.00	\$277.53	\$0.00	\$45.56	\$88.60	\$53.42	\$353.21	\$2,535.15
10000 Rees, Stacy R	09/13/2019	1,582.31	\$0.00	.00	\$3,052.50	\$0.00	18.25	37.42	15.58	439.16	879.88
			.00	.00	114.00	78.02	1,258.37	1,158.37	1,158.37		
		\$1,582.31	\$0.00	\$0.00	\$114.00	\$78.02	\$18.25	\$37.42	\$15.58	\$439.16	\$879.88
10000 Reynolds, Steven S	09/13/2019	3,511.94	\$0.00	.00	\$1,158.37	\$1,258.37	48.83	105.12	43.77	512.57	2,268.68
			.00	.00	532.97	.00	3,367.79	3,292.79	3,292.79		
		\$3,511.94	\$0.00	\$0.00	\$532.97	\$0.00	\$48.83	\$105.12	\$43.77	\$512.57	\$2,268.68
1525 Riddle, Lisa R	09/13/2019	2,201.31	\$0.00	.00	\$3,292.79	\$0.00	61.54	24.77	257.47	1,564.34	
			.00	.00	144.49	120.51	1,943.84	1,943.84	1,943.84		
		\$2,201.31	\$0.00	\$0.00	\$144.49	\$120.51	\$28.19	\$61.54	\$24.77	\$257.47	\$1,564.34
1485 Ridge, James D	09/13/2019	2,548.04	\$0.00	.00	\$1,443.84	\$1,943.84	74.63	31.08	279.61	1,810.86	
			.00	.00	316.91	.00	2,310.67	2,310.67	2,310.67		
		\$2,548.04	\$0.00	\$0.00	\$316.91	\$0.00	\$74.63	\$31.08	\$279.61	\$1,810.86	
2093 Roberts, Tyler M	09/13/2019	1,687.61	\$0.00	.00	\$3,169.99	\$2,310.67	45.92	19.12	275.26	1,133.53	
			.00	.00	101.21	91.24	1,471.63	1,421.63	1,421.63		
		\$1,687.61	\$0.00	\$0.00	\$101.21	\$91.24	\$45.92	\$19.12	\$275.26	\$1,133.53	
1522 Robinson, Kathleen A	09/13/2019	2,389.80	\$0.00	.00	\$3,099.99	\$2,328.15	93.96	30.80	61.65	1,715.29	
			.00	.00	2,328.15	2,328.15	2,328.15	2,328.15	2,328.15		
		\$2,389.80	\$0.00	\$0.00	\$2,328.15	\$2,328.15	\$93.96	\$30.80	\$61.65	\$1,715.29	




# Payroll Register - Board of Public Safety

Check Date Range 09/13/19 - 09/13/19

Detail Listing

Employee	Check Date	Gross	Imputed Income	EIC	Federal	FICA	Medicare	State	Other	Deductions	Net Pay
Department Pol - Police											
10000 Rodgers, Jeffrey A 2628	09/13/2019	3,166.62	.00	.00	292.37	.00	40.01	87.89	36.60	449.36	2,260.39
		\$3,166.62	\$0.00	\$0.00	\$292.37	\$0.00	\$40.01	\$87.89	\$36.60	\$449.36	\$2,260.39
		\$0.00	\$0.00	\$0.00	\$2,759.50	\$0.00	\$2,759.50	\$2,759.50	\$2,759.50	\$33.22	\$1,925.23
10000 Romoser, Amy L 1808	09/13/2019	2,669.97	.00	.00	351.87	.00	37.26	79.77	33.22	242.62	1,925.23
		\$2,669.97	\$0.00	\$0.00	\$351.87	\$0.00	\$37.26	\$79.77	\$33.22	\$242.62	\$1,925.23
		\$0.00	\$0.00	\$0.00	\$2,469.59	\$0.00	\$2,469.59	\$2,469.59	\$45.24	\$156.30	\$2,558.56
10000 Rorem, Brett M 3106	09/13/2019	3,466.77	.00	.00	548.53	.00	49.50	108.64	45.24	156.30	2,558.56
		\$3,466.77	\$0.00	\$0.00	\$548.53	\$0.00	\$49.50	\$108.64	\$45.24	\$156.30	\$2,558.56
		\$0.00	\$0.00	\$0.00	\$3,363.51	\$0.00	\$3,413.51	\$3,363.51	\$3,363.51	\$45.24	\$1,007.64
10000 Russell, Finley L 3094	09/13/2019	207.00	.00	.00	6.08	12.83	2.99	6.69	2.78	.00	175.63
		\$207.00	\$0.00	\$0.00	\$6.08	\$12.83	\$2.99	\$6.69	\$2.78	\$0.00	\$175.63
		\$0.00	\$0.00	\$0.00	\$207.00	\$207.00	\$207.00	\$207.00	\$207.00	\$180.38	\$1,007.64
10000 Rutherford, Gary E 0426	09/13/2019	1,544.84	.00	.00	189.37	84.93	19.86	44.24	18.42	180.38	1,007.64
		\$1,544.84	\$0.00	\$0.00	\$189.37	\$84.93	\$19.86	\$44.24	\$18.42	\$180.38	\$1,007.64
		\$0.00	\$0.00	\$0.00	\$1,369.79	\$1,369.79	\$1,369.79	\$1,369.79	\$1,369.79	\$180.38	\$1,007.64
10000 Ryan, Christopher J 0427	09/13/2019	2,212.61	.00	.00	261.47	137.64	32.19	70.47	29.35	116.20	1,565.29
		\$2,212.61	\$0.00	\$0.00	\$261.47	\$137.64	\$32.19	\$70.47	\$29.35	\$116.20	\$1,565.29
		\$0.00	\$0.00	\$0.00	\$2,220.24	\$2,220.24	\$2,220.24	\$2,220.24	\$2,220.24	\$229.35	\$1,565.29
28 Sager, Trevor R	09/13/2019	2,900.62	.00	.00	367.79	.00	39.21	86.08	35.84	239.36	2,132.34
		\$2,900.62	\$0.00	\$0.00	\$367.79	\$0.00	\$39.21	\$86.08	\$35.84	\$239.36	\$2,132.34
		\$0.00	\$0.00	\$0.00	\$2,703.50	\$2,703.50	\$2,703.50	\$2,703.50	\$2,703.50	\$239.36	\$2,132.34
2254 Schmitt, Nicholas T	09/13/2019	560.00	.00	.00	42.20	34.72	8.12	18.09	8.40	.00	448.47
		\$560.00	\$0.00	\$0.00	\$42.20	\$34.72	\$8.12	\$18.09	\$8.40	\$0.00	\$448.47
		\$0.00	\$0.00	\$0.00	\$560.00	\$560.00	\$560.00	\$560.00	\$560.00	\$8.40	\$448.47




# Payroll Register - Board of Public Safety

Check Date Range 09/13/19 - 09/13/19

Detail Listing

Employee	Department	Pol	Check Date	Gross	Imputed Income	FICA	Federal	FICA	Medicare	State	Other	Deductions	Net Pay	
10000 Scott, Christopher M	1807		09/13/2019	4,184.55	.00	.00	644.76	.00	57.50	121.65	65.91	468.19	2,826.54	
				\$4,184.55	.00	.00	3,766.21	.00	3,966.21	3,766.21	3,766.21	\$468.19	\$2,826.54	
				\$0.00	\$0.00	\$0.00	\$644.76	\$0.00	\$57.50	\$121.65	\$65.91	\$468.19	\$2,826.54	
				\$0.00	\$0.00	\$0.00	\$3,766.21	\$0.00	\$3,966.21	\$3,766.21	\$3,766.21	\$468.19	\$2,826.54	
10000 Shaewitz, Jason M	1389		09/13/2019	4,114.88	.00	.00	359.52	.00	58.30	129.87	54.08	167.82	3,345.29	
				\$4,114.88	.00	.00	4,020.73	.00	4,020.73	4,020.73	4,020.73	\$54.08	\$167.82	\$3,345.29
				\$0.00	\$0.00	\$0.00	\$359.52	\$0.00	\$58.30	\$129.87	\$54.08	\$167.82	\$3,345.29	
				\$0.00	\$0.00	\$0.00	\$4,020.73	\$0.00	\$4,020.73	\$4,020.73	\$4,020.73	\$54.08	\$167.82	\$3,345.29
2071 Shaffer, Mark W			09/13/2019	2,549.23	.00	.00	330.17	.00	36.19	76.58	31.89	228.93	1,845.47	
				\$2,549.23	.00	.00	2,370.97	.00	2,495.97	2,370.97	2,370.97	\$31.89	\$228.93	\$1,845.47
				\$0.00	\$0.00	\$0.00	\$330.17	\$0.00	\$36.19	\$76.58	\$31.89	\$228.93	\$1,845.47	
				\$0.00	\$0.00	\$0.00	\$2,370.97	\$0.00	\$2,495.97	\$2,370.97	\$2,370.97	\$31.89	\$228.93	\$1,845.47
1801 Shannon, Sarah V			09/13/2019	2,437.96	.00	.00	332.73	.00	34.55	76.96	32.05	105.62	1,856.05	
				\$2,437.96	.00	.00	2,382.58	.00	2,382.58	2,382.58	2,382.58	\$32.05	\$105.62	\$1,856.05
				\$0.00	\$0.00	\$0.00	\$332.73	\$0.00	\$34.55	\$76.96	\$32.05	\$105.62	\$1,856.05	
				\$0.00	\$0.00	\$0.00	\$2,382.58	\$0.00	\$2,382.58	\$2,382.58	\$2,382.58	\$32.05	\$105.62	\$1,856.05
10000 Shrake, Robert C II	0451		09/13/2019	3,574.01	.00	.00	568.60	.00	50.72	111.40	46.39	192.11	2,604.79	
				\$3,574.01	.00	.00	3,448.89	.00	3,448.89	3,448.89	3,448.89	\$46.39	\$192.11	\$2,604.79
				\$0.00	\$0.00	\$0.00	\$568.60	\$0.00	\$50.72	\$111.40	\$46.39	\$192.11	\$2,604.79	
				\$0.00	\$0.00	\$0.00	\$3,448.89	\$0.00	\$3,448.89	\$3,448.89	\$3,448.89	\$46.39	\$192.11	\$2,604.79
10000 Sims, James L	3052		09/13/2019	2,011.43	.00	.00	243.01	122.44	28.62	63.79	26.56	36.65	1,490.36	
				\$2,011.43	.00	.00	1,974.78	1,974.78	1,974.78	1,974.78	1,974.78	\$26.56	\$36.65	\$1,490.36
				\$0.00	\$0.00	\$0.00	\$243.01	\$122.44	\$28.62	\$63.79	\$26.56	\$36.65	\$1,490.36	
				\$0.00	\$0.00	\$0.00	\$1,974.78	\$1,974.78	\$1,974.78	\$1,974.78	\$1,974.78	\$26.56	\$36.65	\$1,490.36
187 Sirlard, Brandon J			09/13/2019	4,762.20	.00	.00	790.43	.00	65.75	145.23	60.48	269.71	3,430.60	
				\$4,762.20	.00	.00	4,534.73	.00	4,534.73	4,534.73	4,534.73	\$60.48	\$269.71	\$3,430.60
				\$0.00	\$0.00	\$0.00	\$790.43	\$0.00	\$65.75	\$145.23	\$60.48	\$269.71	\$3,430.60	
				\$0.00	\$0.00	\$0.00	\$4,534.73	\$0.00	\$4,534.73	\$4,534.73	\$4,534.73	\$60.48	\$269.71	\$3,430.60
10000 Skelton, Robert L	3767		09/13/2019	5,145.77	.00	.00	4,728.35	.00	4,778.35	4,728.35	4,728.35	468.87	4,391.29	
				\$5,145.77	.00	.00	\$0.00	\$0.00	\$69.28	\$152.73	\$63.60	\$468.87	\$4,391.29	
				\$0.00	\$0.00	\$0.00	\$4,728.35	\$0.00	\$4,728.35	\$4,728.35	\$4,728.35	\$468.87	\$4,391.29	
				\$0.00	\$0.00	\$0.00	\$0.00	\$0.00	\$69.28	\$152.73	\$63.60	\$468.87	\$4,391.29	
				\$0.00	\$0.00	\$0.00	\$4,728.35	\$0.00	\$4,728.35	\$4,728.35	\$4,728.35	\$468.87	\$4,391.29	
2326 Smith, David J			09/13/2019	1,446.52	.00	.00	142.79	86.69	20.27	43.92	18.29	57.55	1,077.01	
				\$1,446.52	.00	.00	\$142.79	\$86.69	\$20.27	\$43.92	\$18.29	\$57.55	\$1,077.01	
				\$0.00	\$0.00	\$0.00	\$1,398.25	\$1,398.25	\$1,398.25	\$1,398.25	\$1,398.25	\$57.55	\$1,077.01	
				\$0.00	\$0.00	\$0.00	\$142.79	\$86.69	\$20.27	\$43.92	\$18.29	\$57.55	\$1,077.01	
				\$0.00	\$0.00	\$0.00	\$1,398.25	\$1,398.25	\$1,398.25	\$1,398.25	\$1,398.25	\$57.55	\$1,077.01	




# Payroll Register - Board of Public Safety

Check Date Range 09/13/19 - 09/13/19

Detail Listing

Employee	Department	Check Date	Gross	Imputed Income	EIC	Federal	FICA	Medicare	State	Other	Deductions	Net Pay
2325 Smith, Matthew E	Pol - Police	09/13/2019	1,446.52	.00	.00	101.90	75.58	17.68	38.13	15.88	227.47	969.88
						1,219.05	1,219.05	1,219.05	1,219.05	1,219.05		
			\$1,446.52	\$0.00	\$0.00	\$101.90	\$75.58	\$17.68	\$38.13	\$15.88	\$227.47	\$969.88
2069 Southern, Aiden E		09/13/2019	2,059.23	\$0.00	.00	\$1,219.05	\$1,219.05	\$1,219.05	\$1,219.05	\$1,219.05	\$227.47	\$969.88
						249.87	.00	29.09	64.79	26.98	95.50	1,593.00
			\$2,059.23	\$0.00	\$0.00	\$249.87	\$0.00	\$29.09	\$64.79	\$26.98	\$95.50	\$1,593.00
10000 Southern, Victoria L		09/13/2019	2,568.47	\$0.00	.00	\$2,005.97	\$0.00	\$2,005.97	\$2,005.97	\$2,005.97	\$26.98	\$1,593.00
						324.60	155.10	36.26	79.51	33.11	127.11	1,812.78
			\$2,568.47	\$0.00	\$0.00	\$324.60	\$155.10	\$36.26	\$79.51	\$33.11	\$127.11	\$1,812.78
2246						2,461.71	2,501.71	2,501.71	2,461.71	2,461.71		
			\$2,568.47	\$0.00	\$0.00	\$324.60	\$155.10	\$36.26	\$79.51	\$33.11	\$127.11	\$1,812.78
1138 Stephens, Brandi G		09/13/2019	1,298.74	\$0.00	.00	\$2,461.71	\$2,501.71	\$2,501.71	\$2,461.71	\$2,461.71	\$127.11	\$1,812.78
						122.34	76.13	17.80	39.66	16.51	84.18	942.12
			\$1,298.74	\$0.00	\$0.00	\$122.34	\$76.13	\$17.80	\$39.66	\$16.51	\$84.18	\$942.12
199 Stevens, Brenda S		09/13/2019	207.00	\$0.00	.00	\$1,227.84	\$1,227.84	\$1,227.84	\$1,227.84	\$1,227.84	\$16.51	\$942.12
						6.08	12.83	3.00	6.69	2.78	.00	175.62
			\$207.00	\$0.00	\$0.00	\$6.08	\$12.83	\$3.00	\$6.69	\$2.78	\$0.00	\$175.62
1946 Stevens, Jennifer E		09/13/2019	3,725.88	\$0.00	.00	\$207.00	\$207.00	\$207.00	\$207.00	\$207.00	\$27.80	\$175.62
						635.08	.00	54.03	120.35	50.11	42.24	2,824.07
			\$3,725.88	\$0.00	\$0.00	\$635.08	\$0.00	\$54.03	\$120.35	\$50.11	\$42.24	\$2,824.07
200 Stokes, Carol		09/13/2019	207.00	\$0.00	.00	\$3,725.88	\$3,725.88	\$3,725.88	\$3,725.88	\$3,725.88	\$50.11	\$2,824.07
						.00	12.84	3.01	6.69	2.78	.00	181.68
			\$207.00	\$0.00	\$0.00	\$0.00	\$12.84	\$3.01	\$6.69	\$2.78	\$0.00	\$181.68
2133 Stone, Melissa		09/13/2019	2,071.27	\$0.00	.00	\$207.00	\$207.00	\$207.00	\$207.00	\$207.00	\$27.80	\$175.62
						228.70	128.42	30.04	65.66	27.34	6.14	1,584.97
			\$2,071.27	\$0.00	\$0.00	\$228.70	\$128.42	\$30.04	\$65.66	\$27.34	\$6.14	\$1,584.97
1518 Sturgeon, Harold F III		09/13/2019	2,205.53	\$0.00	.00	\$2,071.27	\$2,071.27	\$2,071.27	\$2,071.27	\$2,071.27	\$27.34	\$1,584.97
						\$248.83	\$125.66	\$29.39	\$65.47	\$27.26	\$225.20	\$1,483.72
			\$2,205.53	\$0.00	\$0.00	\$248.83	\$125.66	\$29.39	\$65.47	\$27.26	\$225.20	\$1,483.72




# Payroll Register - Board of Public Safety

Check Date Range 09/13/19 - 09/13/19

Detail Listing

Employee	Department	Check Date	Gross	Imputed Income	FICA	Federal	FICA	Medicare	State	Other	Deductions	Net Pay
1844 Tabor, Justin P	Pol - Police	09/13/2019	3,308.51	.00	.00	525.35	.00	47.24	105.24	43.82	101.37	2,485.49
						3,258.13	.00	3,258.13	3,258.13	3,258.13		
			\$3,308.51	\$0.00	\$0.00	\$525.35	\$0.00	\$47.24	\$105.24	\$43.82	\$101.37	\$2,485.49
10000 Tate, Lucas S		09/13/2019	4,632.07	.00	.00	785.02	.00	67.17	149.62	62.30	394.20	3,173.76
1973						4,632.07	.00	4,632.07	4,632.07	4,632.07		
			\$4,632.07	\$0.00	\$0.00	\$785.02	\$0.00	\$67.17	\$149.62	\$62.30	\$394.20	\$3,173.76
10000 Taylor, Joshua D		09/13/2019	3,715.22	.00	.00	573.92	.00	51.43	112.12	46.69	290.24	2,640.82
3239						3,471.07	.00	3,546.07	3,471.07	3,471.07		
			\$3,715.22	\$0.00	\$0.00	\$573.92	\$0.00	\$51.43	\$112.12	\$46.69	\$290.24	\$2,640.82
10000 Thomas, Kyle N		09/13/2019	4,000.78	.00	.00	589.87	.00	51.29	114.26	47.58	517.49	2,680.29
3300						3,537.50	.00	3,537.50	3,537.50	3,537.50		
			\$4,000.78	\$0.00	\$0.00	\$589.87	\$0.00	\$51.29	\$114.26	\$47.58	\$517.49	\$2,680.29
1440 Thompson, Stephanie		09/13/2019	1,862.90	.00	.00	153.39	112.20	26.24	57.21	23.82	63.53	1,426.51
E						1,809.64	1,809.64	1,809.64	1,809.64	1,809.64		
			\$1,862.90	\$0.00	\$0.00	\$153.39	\$112.20	\$26.24	\$57.21	\$23.82	\$63.53	\$1,426.51
1373 Tibbs, Ryan R		09/13/2019	3,762.95	.00	.00	547.86	.00	51.25	108.54	45.20	453.17	2,556.93
						3,360.48	.00	3,535.48	3,360.48	3,360.48		
			\$3,762.95	\$0.00	\$0.00	\$547.86	\$0.00	\$51.25	\$108.54	\$45.20	\$453.17	\$2,556.93
10000 Turpin, Raymond R		09/13/2019	207.00	.00	.00	207.00	12.83	3.00	6.69	2.78	.00	181.70
3030						207.00	207.00	207.00	207.00	207.00		
			\$207.00	\$0.00	\$0.00	\$0.00	\$12.83	\$3.00	\$6.69	\$2.78	\$0.00	\$181.70
2088 Wallace, Torrey D		09/13/2019	1,884.23	.00	.00	129.43	.00	24.02	53.51	21.54	269.71	1,386.02
						1,656.76	.00	1,656.76	1,656.76	1,656.76		
			\$1,884.23	\$0.00	\$0.00	\$129.43	\$0.00	\$24.02	\$53.51	\$21.54	\$269.71	\$1,386.02
904 Watkins, Jody A		09/13/2019	1,749.83	.00	.00	126.92	101.43	23.72	52.84	21.48	124.12	1,299.32
						1,635.84	1,635.84	1,635.84	1,635.84	1,635.84		
			\$1,749.83	\$0.00	\$0.00	\$126.92	\$101.43	\$23.72	\$52.84	\$21.48	\$124.12	\$1,299.32




# Payroll Register - Board of Public Safety

Check Date Range 09/13/19 - 09/13/19

Detail Listing

Employee	Department	Check Date	Gross	Imputed Income	ETC	Federal	FICA	Medicare	State	Other	Deductions	Net Pay
2046 Watson, Jessica M	Prof - Police	09/13/2019	1,040.40	.00	.00	8.66	64.51	15.09	32.36	.00	7.98	911.80
						1,040.40	1,040.40	1,040.40	1,040.40	1,040.40	1,040.40	
			\$1,040.40	\$0.00	\$0.00	\$8.66	\$64.51	\$15.09	\$32.36	\$0.00	\$7.98	\$911.80
			\$0.00	\$0.00	\$0.00	\$1,040.40	\$1,040.40	\$1,040.40	\$1,040.40	\$1,040.40	\$1,040.40	\$0.00
10000 Wehr, Linda L		09/13/2019	1,554.23	.00	.00	123.92	85.62	20.02	42.71	17.79	216.08	1,048.09
						1,360.89	1,380.89	1,380.89	1,360.89	1,360.89	1,360.89	
			\$1,554.23	\$0.00	\$0.00	\$123.92	\$85.62	\$20.02	\$42.71	\$17.79	\$216.08	\$1,048.09
			\$0.00	\$0.00	\$0.00	\$1,360.89	\$1,380.89	\$1,380.89	\$1,360.89	\$1,360.89	\$1,360.89	\$0.00
10000 Weisheit, Zachary W		09/13/2019	4,400.71	.00	.00	4123.24	.00	4173.24	4123.24	4123.24	4123.24	4,123.24
						\$730.44	\$0.00	\$60.52	\$133.18	\$55.46	\$329.47	\$3,091.64
			\$4,400.71	\$0.00	\$0.00	\$4,123.24	\$0.00	\$4,173.24	\$4,123.24	\$4,123.24	\$4,123.24	\$55.46
			\$0.00	\$0.00	\$0.00	\$730.44	\$0.00	\$60.52	\$133.18	\$55.46	\$329.47	\$3,091.64
			\$0.00	\$0.00	\$0.00	\$4,123.24	\$0.00	\$4,173.24	\$4,123.24	\$4,123.24	\$4,123.24	\$55.46
10000 Werner, Brian K		09/13/2019	2,780.48	.00	.00	229.13	.00	36.07	79.11	32.94	361.92	2,041.31
						2,487.62	2,487.62	2,487.62	2,487.62	2,487.62	2,487.62	
			\$2,780.48	\$0.00	\$0.00	\$229.13	\$0.00	\$36.07	\$79.11	\$32.94	\$361.92	\$2,041.31
			\$0.00	\$0.00	\$0.00	\$2,487.62	\$2,487.62	\$2,487.62	\$2,487.62	\$2,487.62	\$2,487.62	\$0.00
			\$0.00	\$0.00	\$0.00	\$229.13	\$0.00	\$36.07	\$79.11	\$32.94	\$361.92	\$2,041.31
			\$0.00	\$0.00	\$0.00	\$2,487.62	\$2,487.62	\$2,487.62	\$2,487.62	\$2,487.62	\$2,487.62	\$0.00
10000 Williams, Myrick E		09/13/2019	3,764.15	.00	.00	563.89	.00	52.85	120.31	97.10	242.41	2,687.59
						3,569.98	3,644.98	3,644.98	3,569.98	3,569.98	3,569.98	
			\$3,764.15	\$0.00	\$0.00	\$563.89	\$0.00	\$52.85	\$120.31	\$97.10	\$242.41	\$2,687.59
			\$0.00	\$0.00	\$0.00	\$3,569.98	\$3,644.98	\$3,644.98	\$3,569.98	\$3,569.98	\$3,569.98	\$0.00
			\$0.00	\$0.00	\$0.00	\$563.89	\$0.00	\$52.85	\$120.31	\$97.10	\$242.41	\$2,687.59
			\$0.00	\$0.00	\$0.00	\$3,569.98	\$3,644.98	\$3,644.98	\$3,569.98	\$3,569.98	\$3,569.98	\$0.00
10000 Willis, Cristina L		09/13/2019	1,532.79	.00	.00	136.64	89.72	20.98	42.27	17.60	200.14	1,025.44
						1,346.98	1,446.98	1,446.98	1,346.98	1,346.98	1,346.98	
			\$1,532.79	\$0.00	\$0.00	\$136.64	\$89.72	\$20.98	\$42.27	\$17.60	\$200.14	\$1,025.44
			\$0.00	\$0.00	\$0.00	\$1,346.98	\$1,446.98	\$1,446.98	\$1,346.98	\$1,346.98	\$1,346.98	\$0.00
			\$0.00	\$0.00	\$0.00	\$136.64	\$89.72	\$20.98	\$42.27	\$17.60	\$200.14	\$1,025.44
			\$0.00	\$0.00	\$0.00	\$1,346.98	\$1,446.98	\$1,446.98	\$1,346.98	\$1,346.98	\$1,346.98	\$0.00
1448 Wisley, John G		09/13/2019	1,921.92	.00	.00	221.52	116.38	27.22	59.39	24.73	53.56	1,419.12
						1,877.08	1,877.08	1,877.08	1,877.08	1,877.08	1,877.08	
			\$1,921.92	\$0.00	\$0.00	\$221.52	\$116.38	\$27.22	\$59.39	\$24.73	\$53.56	\$1,419.12
			\$0.00	\$0.00	\$0.00	\$1,877.08	\$1,877.08	\$1,877.08	\$1,877.08	\$1,877.08	\$1,877.08	\$0.00
			\$0.00	\$0.00	\$0.00	\$221.52	\$116.38	\$27.22	\$59.39	\$24.73	\$53.56	\$1,419.12
			\$0.00	\$0.00	\$0.00	\$1,877.08	\$1,877.08	\$1,877.08	\$1,877.08	\$1,877.08	\$1,877.08	\$0.00
2255 Wolak, Christopher G		09/13/2019	1,020.00	.00	.00	97.40	63.24	14.78	32.95	15.30	.00	796.33
						1,020.00	1,020.00	1,020.00	1,020.00	1,020.00	1,020.00	
			\$1,020.00	\$0.00	\$0.00	\$97.40	\$63.24	\$14.78	\$32.95	\$15.30	\$0.00	\$796.33
			\$0.00	\$0.00	\$0.00	\$1,020.00	\$1,020.00	\$1,020.00	\$1,020.00	\$1,020.00	\$1,020.00	\$0.00
			\$0.00	\$0.00	\$0.00	\$97.40	\$63.24	\$14.78	\$32.95	\$15.30	\$0.00	\$796.33
			\$0.00	\$0.00	\$0.00	\$1,020.00	\$1,020.00	\$1,020.00	\$1,020.00	\$1,020.00	\$1,020.00	\$0.00
1151 Wolfe, Amy M		09/13/2019	2,463.88	.00	.00	308.82	142.53	33.33	73.45	39.79	208.68	1,657.28
						2,273.93	2,298.93	2,298.93	2,273.93	2,273.93	2,273.93	
			\$2,463.88	\$0.00	\$0.00	\$308.82	\$142.53	\$33.33	\$73.45	\$39.79	\$208.68	\$1,657.28
			\$0.00	\$0.00	\$0.00	\$2,273.93	\$2,298.93	\$2,298.93	\$2,273.93	\$2,273.93	\$2,273.93	\$0.00
			\$0.00	\$0.00	\$0.00	\$308.82	\$142.53	\$33.33	\$73.45	\$39.79	\$208.68	\$1,657.28
			\$0.00	\$0.00	\$0.00	\$2,273.93	\$2,298.93	\$2,298.93	\$2,273.93	\$2,273.93	\$2,273.93	\$0.00
			\$0.00	\$0.00	\$0.00	\$308.82	\$142.53	\$33.33	\$73.45	\$39.79	\$208.68	\$1,657.28



# Payroll Register - Board of Public Safety

Check Date Range 09/13/19 - 09/13/19  
Detail Listing

Employee	Poi - Police	Check Date	Gross	Imputed Income	EIC	Federal	FICA	Medicare	State	Other	Deductions	Net Pay
1841 Wood, Nikki D		09/13/2019	2,574.13	.00	.00	239.51	.00	37.32	83.14	33.46	63.76	2,116.94
						2,574.13	.00	2,574.13	2,574.13	2,574.13		
			\$2,574.13	\$0.00	\$0.00	\$239.51	\$0.00	\$37.32	\$83.14	\$33.46	\$63.76	\$2,116.94
1424 Woods, Jacob M		09/13/2019	2,753.64	.00	.00	230.18	.00	38.54	105.85	35.75	146.68	2,196.64
						2,657.95	.00	2,657.95	2,657.95	2,657.95		
			\$2,753.64	\$0.00	\$0.00	\$230.18	\$0.00	\$38.54	\$105.85	\$35.75	\$146.68	\$2,196.64
1703 Woods, Sterling A		09/13/2019	2,815.73	.00	.00	428.02	.00	40.82	90.95	37.87	42.24	2,175.83
						2,815.73	.00	2,815.73	2,815.73	2,815.73		
			\$2,815.73	\$0.00	\$0.00	\$428.02	\$0.00	\$40.82	\$90.95	\$37.87	\$42.24	\$2,175.83
10000 Zahasky, Monica M		09/13/2019	2,719.57	.00	.00	345.11	.00	37.71	83.99	34.98	180.07	2,037.71
						2,600.42	.00	2,600.42	2,600.42	2,600.42		
			\$2,719.57	\$0.00	\$0.00	\$345.11	\$0.00	\$37.71	\$83.99	\$34.98	\$180.07	\$2,037.71
	Poi - Police Totals		\$437,158.25	\$0.00	\$0.00	\$50,246.70	\$7,210.38	\$6,043.11	\$13,266.37	\$5,782.75	\$34,844.93	\$319,764.01
	Grand Totals		\$689,001.26	\$0.00	\$0.00	\$73,526.10	\$7,641.42	\$9,354.41	\$20,241.90	\$8,877.80	\$82,536.88	\$486,822.75

\*\*\*\*\* Multiple Taxes or Deductions Exist.