


The City of Bloomington's Utilities Service Board (USB) meets every other Monday at 5:00 pm. USB meetings are public meetings and citizens are welcome to attend, observe and record what transpires. For more information concerning meetings, contact the Director's Office at 600 East Miller Drive Bloomington Indiana 47401 812-349-3650


[www.bloomington.in.gov/utilities](http://www.bloomington.in.gov/utilities)



Rachel Atz  
Water Quality Office  
600 East Miller Drive  
PO Box 1216  
Bloomington, Indiana 47402  
Phone: 812-349-3655  
24-hour emergency: 812-339-1444  
[wq@bloomington.in.gov](mailto:wq@bloomington.in.gov)

Cover and back photo of Leyton Robertson, age 2. His parents are Galen and Rebecca Robertson. Leyton is the great-nephew of Brian & Kim Robertson. Brian is a mechanic at the Monroe Water Treatment Plant and Kim works in CBU's accounting and finance department. Photos provided by Kim Robertson Photography.

# 2014 WATER QUALITY REPORT



## City of Bloomington Utilities Water Quality Office

Mayor Mark Kruzan

[www.bloomington.in.gov/utilities](http://www.bloomington.in.gov/utilities)

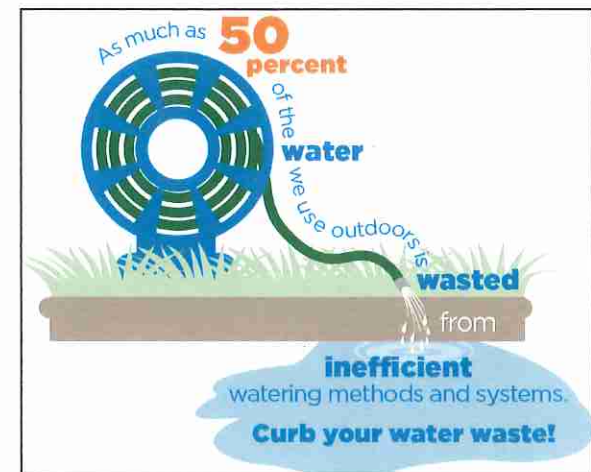
Public Water System ID # IN 5253002

Once again, the City of Bloomington's water meets and exceeds all Federal, State and Local Guidelines!

In order to ensure that tap water is safe to drink, USEPA and the Indiana Department of Environmental Management prescribe regulations that limit the amount of certain contaminants in water provided by public water systems. This publication describes those guidelines for the City of Bloomington's drinking water. Food and Drug Administration regulations establish limits for contaminants in bottled water, which must provide the same protection for public health.

Drinking water, including bottled water, may reasonably be expected to contain at least small amounts of some contaminants. The presence of contaminants does not necessarily indicate that water poses a health risk. More information about contaminants and their potential health effects can be obtained by calling the EPA's Safe Drinking Water Hotline (800-426-4791).

Some people may be more vulnerable to contaminants in drinking water than the general population. Immuno-compromised persons, such as persons with cancer undergoing chemotherapy, persons who have undergone organ transplants, people with HIV/AIDS or other immune system disorders, some elderly and infants can be particularly at risk from infections. These people should seek advice about drinking water from their health care providers. EPA/CDC guidelines on appropriate means to lessen the risk of infection by Cryptosporidium and other microbial contaminants are available from the Safe Drinking Water Hotline (800-426-4791).



[http://www.epa.gov/watersense/outdoor/watering\\_tips.html](http://www.epa.gov/watersense/outdoor/watering_tips.html)

### Important Information about Lead in Water:

If present, elevated levels of lead can cause serious health problems, especially for pregnant women and young children. Lead in drinking water is primarily from materials and components associated with lead service lines and home plumbing. We cannot control the variety of materials used in plumbing components.

When your water has been sitting for several hours, you can minimize the potential for lead exposure by flushing your tap for 30 seconds to 2 minutes before using water for drinking and cooking.

If you are concerned about lead in your water, you may wish to have your water tested. Information on lead in drinking water, test methods, and steps you can take to minimize exposure is available from the Safe Drinking Water Hotline or at [www.epa.gov/safewater/lead](http://www.epa.gov/safewater/lead).

*Este informe contiene información muy importante sobre el agua potable. Tradúzcalo o pídale a alguien que se lo explique.*

이 서류는 식수에 관한 중요한 정보를 담고 있으니, 필요하면 다른이에게 번역이나 낭독을 하게하여 내용을 숙지하시기 바랍니다.



## Your Drinking Water Source

The source of the City of Bloomington's drinking water is surface water from Monroe Reservoir, located nine miles southeast of Bloomington. The City of Bloomington has received a copy of the Indiana-Monroe Reservoir Source Water Assessment. Federal guidelines require the State of Indiana to issue Source Water Assessments in order to identify significant or possible sources of contamination. Information concerning Monroe Reservoir's Source Water Assessment is available by contacting the City of Bloomington's Water Quality Office. CBU participates in EPA's Unregulated Contaminant Monitoring Rule. Contact the Water Quality Office for more information or copies of results related to this testing program.

The sources of drinking water (both tap and bottled water) include rivers, lakes, streams, ponds, reservoirs, springs and wells. As water travels over the surface of the land or through the ground, it dissolves naturally occurring minerals and, in some cases, radioactive material, and can pick up substances resulting from the presence of animals or human activity.



**Water Wise Tip:**  
A faucet leaking 30 drips a minute amounts to 56 gallons of wasted water every month.  
Reduce your water consumption by fixing leaking faucets!

### Contaminants that may be present in source water include:

- Microbial contaminants, such as viruses and bacteria, that may come from sewage treatment plants, septic systems, agricultural livestock operations, and wildlife.
- Inorganic contaminants, such as salts and metals, that can be naturally occurring or result from urban stormwater runoff, industrial or domestic waste water discharges, oil and gas production, mining, or farming.
- Pesticides and herbicides, which may come from a variety of sources such as agriculture, urban stormwater runoff, and residential uses.
- Organic chemical contaminants, include synthetic and volatile organic chemicals, that are byproducts of industrial processes and petroleum production, and can also come from gas stations, urban stormwater runoff, and septic systems.
- Radioactive contaminants, which can be naturally occurring or be the result of oil and gas production and mining activities.

## 2014 Table of Detected Contaminants

Substance	Highest Level Allowed (EPA's MCL*)	Highest Level Detected	Ideal Goals (EPA's MCLG's*)	Sources of Contamination
<b>Microbiological Contaminants</b>				
Cryptosporidium	Treatment Technique (TT)*	0.1 oocysts*/L	0	Naturally present in the environment
Heterotrophic Plate Count	Treatment Technique	185 CFU/ml	None	Natural lake bacteria, wildlife, septic systems
Total Organic Carbon (TOC)	minimum 35% removal	44.4% removal average <sup>1</sup>	None	Naturally present in the environment
Turbidity	Treatment Technique	0.26 turbidity units <sup>2</sup>	None	Soil runoff
<b>Inorganic Contaminants</b>				
Barium	2 ppm*	0.017 ppm	2 ppm	Erosion of natural deposits
Chloramines (as Chlorine)	4.0 ppm (MRDL)*	2.40 ppm	4 ppm (MRDLG)*	Water additive to control microbes
Copper	TT: Action Level* = 1.3 ppm	0.031 ppm (90th Percentile) <sup>3</sup>	1.3 ppm	Corrosion of household plumbing systems; erosion of natural deposits
Fluoride	4 ppm	1.09 ppm <sup>3</sup>	4 ppm	Water additive which promotes strong teeth
Lead	TT: Action Level = 15 ppb*	6.3 ppb (90th Percentile)	0	Corrosion of household plumbing systems; erosion of natural deposits
<b>Organic Contaminants</b>				
Atrazine	3 ppb	0.2 ppb	3 ppb	Runoff from herbicide used on row crops
Haloacetic Acids (HAA5)	60 ppb	34.6 ppb average <sup>5</sup>	0	By-product of drinking water disinfection
Total Trihalomethanes (TTHM)	80 ppb	52.7 ppb average <sup>4</sup>	0	By-product of drinking water chlorination

LISTED ABOVE are 12 contaminants detected in Bloomington's drinking water during 2013. All are within allowable levels. Not listed are the over 60 primary contaminants for which we tested that were not detected.

### \*DEFINITIONS:

**90th Percentile** - Ninety percent of samples had lower values than the value indicated.

**Action Level** - The concentration of a contaminant which, if exceeded, triggers treatment or other requirements that a water system must follow.

**CFU/ml** - Colony forming units per milliliter.

**Colony Forming Unit** - An area of visually distinct bacterial growth which may result from a single bacterium or pairs, clusters or chains of bacteria.

**Maximum Contaminant Level (MCL)** - The highest level of a contaminant that is allowed in drinking water. MCLs are set as close to the MCLGs as feasible using the best available treatment technology.

**Maximum Contaminant Level Goal (MCLG)** - The level of contaminant in drinking water below which there is no known or expected risk to health. MCLGs allow for a margin of safety.

**Maximum Residual Disinfectant Level (MRDL)** - The highest level of a disinfectant allowed in drinking water. There is convincing evidence that addition of a disinfectant is necessary for control of microbial contaminants.

**Maximum Residual Disinfectant Level Goal (MRDLG)** - The level of a drinking water disinfectant below which there is no known or expected risk to health. MRDLGs do not reflect the benefits of the use of disinfectants to control microbial contamination.

**NTU** - Nephelometric turbidity unit is a measure of the clarity of the water. Turbidity in excess of 5 NTU is just noticeable to the average person.

**Oocysts** - The germ cell within the ovary of a protozoa.

**ppm** - Parts per million. Equivalent to milligrams per liter (mg/l).

**ppb** - Parts per billion. Equivalent to micrograms per liter (ug/l).

**Total Organic Carbon (TOC)** - A measurement of natural and man-made organic material in the water. TOC reacts with disinfectants to form disinfection by-products.

**Treatment Technique (TT)** - A required process intended to reduce the level of a contaminant in drinking water.

### ADDITIONAL INFORMATION:

**1** Total Organic Carbon (TOC) removal percentages ranged from 30.7% to 56.3%.

**2** Turbidity levels ranged from 0.09 to 0.26 with an average of 0.14 turbidity units. The lowest level of compliance on a monthly basis was 100%.

**3** Fluoride levels ranged from 0.00 to 1.09 with an average of 0.59 ppm.

**4** Total trihalomethane levels ranged from 28.8 to 83.0 ppb. Some people who drink water containing trihalomethanes in excess of the MCL over many years could experience problems with their liver, kidneys, or central nervous systems, and may have increased risk of getting cancer.

**5** Haloacetic acids (HAA5) levels ranged from 27.0 to 44.6 ppb. Some people who drink water containing haloacetic acids in excess of the MCL over many years may have an increased risk of getting cancer.

