CITY OF BLOOMINGTON
COMMON COUNCIL

JACK HOPKINS SOCIAL SERVICES FUNDING PROGRAM

2012

PACKET OF APPLICATIONS

Memo
Indexes
Summaries
Applications (Standard First, Collaborative Second)

City of
Bloomington
Indiana

City Hall
401 N. Morton St.
Post Office Box 100
Bloomington, Indiana 47402

Office of the Common Council
p: (812) 349-3409
f: (812) 349-3570
council@bloomington.in.gov
www.bloomington.in.gov/council

To: **Jack Hopkins Social Services Funding Committee**
From: **Council Office**
Re: **Packet of Social Service Funding Applications**
Date: **April 30, 2012**

48 Applications for Jack Hopkins Social Services Funding

Social service agencies have submitted 48 applications for 2012 Jack Hopkins Social Services Funding (with one application filed as both a standard and collaborative project. This year we have $250,000 available for grants and a total request of approximately **$532,794.**
This packet includes:

1) This memo;
2: Two Indexes – one listing requests in alpha order, the other organized by amount requested;
2) Application summaries; and
3) Applications with background materials presented in alphabetical order with the standard applications first and the collaborative applications last. *(Some of the inessential materials are not included in the interest of space.)*

First Cut and Its Relation to the Schedule

Forty-eight applications exceed the previous record by a little over a third. This increase may affect our schedule because, in the past, the Committee has been able to hold just three meetings to cover the next three stages of the process – one meeting for the initial review (which took 3 hours for 34 applications last year), a second meeting for the presentations (which took 3 hours to hear 25 presentations last year), and a third meeting to arrive at a preliminary allocation (which took 2 hours last year). Those meetings may need to be broken up if the Committee is unable to bring total the number of requested presentations below 30. At last year's pace of 7.5 minutes per presentation, for example, a Presentation Meeting with 30 applications would take 225 minutes (3.75 hours).

Meeting – Thursday, May 10th 2012, 5:00 pm, Council Library to Discuss Applications

The Committee will meet on **Thursday, May 10, 2012 at 5:00 p.m. in the Council Library** to share impressions about the applications, decide which applications merit presentation, and raise questions for agencies to address during their *Presentations* the following *Tuesday, May 15, 2012 at 5:00 p.m.* in the Council Chambers. This meeting will also give the Committee members a chance to disclose any conflicts of interest (*see* below) and raise any other questions about the procedure to be followed over the course of the next few meetings.

(Continued on next page.)

Conflict of Interests

Please be prepared to disclose any special relationships that you, your spouse, or dependents may have with any of the agencies seeking funds. The term "special relationship" is vague, but is intended to include those relationships that would undermine the public (and agencies') confidence in the process if left undisclosed. In the past, members of the Committee have disclosed those relationships at the initial review of applications, declared their intent to participate fairly, objectively and in the public interest given this relationship, and have participated in the relevant votes. The Committee may adopt other restrictions on participation at this meeting. Please share your thoughts.

Schedule *(Committee and Council Meetings and Actions are highlighted in bold)*

Action or Meeting	**Date, Time, and Place**
* Committee Initially Discusses and Eliminates Some Applications	Thursday, 10 May 2012, 5p Council Library (#110)
* Committee Hears Agency Presentations	TUESDAY, 15 MAY, 2012, 5p Council Chambers (#115)
Committee Members Submit Rating of Applications	Wednesday, 23 May 2012, Noon
* Committee Discusses Funding Recommendations at a Pre-Allocation Meeting	Tuesday, 29 May 2012, 5p McCloskey Room (#135)
* Committee Makes Funding Recommendations	Thursday, 31 May 2012, 5p Council Chambers (#115)
Agencies Complete Funding Agreements	Monday, 11 June 2012
* Committee Evaluates the Program	Wednesday, 13 June 2012, 6p Council Library (#110)
Council Office Distributes Legislative Packet	Friday, 15 June 2012
* Common Council Action on the Recommendations	Wednesday, 20 June 2012, 7:30p Council Chambers (#115)
HAND Holds Technical Assistance Meeting	Tuesday, 26 June 2012, 8:30 a.m., McCloskey Room (#135)

** These are either meetings of the Committee or Common Council. The other listings are either Committee deadlines or staff meetings and actions.*

Index – Alpha Order

	Agency	Request	Type	Page
1	Amethyst House Inc.	$3,775.00	R	1
2	Big Brothers Big Sisters of South Central Indiana *	$10,000.00	O	17
3	Bloomington Hospital Foundation on Behalf of Indiana University Health Bloomington (Community Health Dept.)	$2,500.00	E	39
4	Bloomington Meals on Wheels	$1,118.99	E	59
5	Boys and Girls Clubs of Bloomington *	$13,375.00	O	67
6	Children's Village Child Development and Education Center *	$21,500.00	O	77
7	Community Kitchen of Monroe County, Inc.	$7,555.00	E	101
8	District 10 Pro Bono Project, Inc.	$14,155.00	O	117
9	First Book - Monroe County	$2,950.00	O	131
10	First Christian Church	$2,950.00	E	159
11	Futures Family Planning Clinic	$6,699.00	O	173
12	Genesis Church	$36,409.00	O	187
13	Girls Incorporated of Monroe County	$3,120.00	E	199
14	The Franklin Initiative (Greater Bloomington Chamber of Commerce Foundation, Inc.) *	$12,000.00	O	209
15	Habitat for Humanity of Monroe County	$9,529.00	E	221
16	Harmony Education Center	$5,176.00	E & O	243
17	Hoosier Hills Food Bank	$13,895.00	E	267
18	Indiana Legal Services, Inc.	$16,000.00	O	281
19	Interfaith Winter Shelter	$12,146.00	E	293
20	LifeDesigns, Inc.	$10,000.00	E	301
21	Martha's House, Inc.	$14,720.00	E	319
22	Middle Way House, Inc.	$25,000.00	O	333
23	Monroe County CASA Inc.	$4,615.00	E	341
24	Monroe County United Ministries	$17,500.00	R	349
25	Monroe County YMCA	$19,497.00	E	359
26	Mother Hubbard's Cupboard, Inc.	$9,500.00	E	393
27	New Hope Family Shelter, Inc.	$11,502.58	R	407
28	New Leaf - New Life, Inc.	$12,000.00	O	421
29	People and Animal Learning Services	$2,644.95	X	431
30	Planned Parenthood of Indiana	$4,975.00	O	455
31	The Salvation Army of Monroe County	$1,214.10	E	467
32	Shalom Community Center Inc.	$15,794.00	E	479
33	South Central Community Action Program, Inc. (SCCAP)	$26,712.50	E + O	501
34	South Central Housing Network	$17,020.00	X	539
35	Stepping Stones *	$16,145.00	O	563
36	Susie's Place Child Advocacy Center, Inc.	$2,171.00	E	573
37	Visually Impaired Preschool Services (VIPS)– Bloomington *	$9,050.00	O	595
38	Volunteers in Medicine of Monroe County	$7,141.69	E	615
39	Wonderlab Museum of Science, Health, and Technology	$2,056.00	E	623
	Total	**$424,111.81**		
	Collaborative			
40-C	Area 10 Agency on Aging & Community Kitchen *	$7,800.00	O	655
41-C	Bloomington Housing Authority (BHA) & BHA – Residents Council & MCCSC – Broadview Learning Center *	$6,500.00	O	667
42-C	Catholic Charities Bloomington & SCCAP	$22,846.73	O	693
43-C	Down Syndrome Family Connection & VIPS	$2,000.00	O	735
44-C	The Franklin Initiative & MCCSC *	$12,000.00	O	743
45-C	Harmony Education Center & Mother Hubbard's Cupboard	$5,447.00	O	755
46-C	Martha's House & New Hope *	$22,500.00	O + X	779
47-C	PALS & Big Brothers Big Sisters	$8,755.60	O	791
48-C	Shalom, Genesis & Interfaith*	$32,833.00	O	833
	Collaborative Total	**$120,682.33**		
	GRAND TOTAL**	**$532,794.14**		

Key: E = equipment O = operational R = renovation X = other

* Requested funding extends beyond March 2013 (or covers costs incurred before June 2012)

** The Franklin Initiative submitted two identical proposals: one as an individual application and one as collaborative. The JHSSF Grand Total Figure only counts one of the Initiative's proposals.

Index – In Descending Order of Request

	Agency	Request	Nature of Request	Page
	Individual Applications			
12.	Genesis Church	$36,409.00	O	187
33.	South Central Community Action Program, Inc.	$26,712.50	E & O	501
22.	Middle Way House, Inc.	$25,000.00	O	333
6.	Children's Village Child Development and Education Center	$21,500.00	O	77
25.	Monroe County YMCA	$19,497.00	O	359
24.	Monroe County United Ministries	$17,500.00	R	349
34.	South Central Housing Network	$17,020.00	X	539
35.	Stepping Stones	$16,145.00	O	563
18.	Indiana Legal Services, Inc.	$16,000.00	O	281
32.	Shalom Community Center Inc.	$15,794.00	E	479
21.	Martha's House, Inc.	$14,720.00	E	319
8.	District 10 Pro Bono Project, Inc.	$14,155.00	O	117
17.	Hoosier Hills Food Bank	$13,895.00	E	267
5.	Boys and Girls Clubs of Bloomington	$13,375.00	O	67
19.	Interfaith Winter Shelter	$12,146.00	E	293
14.	The Franklin Initiative (Greater Bloomington Chamber of Commerce Foundation, Inc.Individual and Collaborative Application)	$12,000.00	O	209
28.	New Leaf - New Life, Inc.	$12,000.00	O	421
27.	New Hope Family Shelter, Inc.	$11,502.58	O	407
2.	Big Brothers Big Sisters of South Central Indiana	$10,000.00	O	17
20.	LifeDesigns Inc.	$10,000.00	E	301
15.	Habitat for Humanity of Monroe County	$9,529.00	E	221
26.	Mother Hubbard's Cupboard, Inc.	$9,500.00	E	393
37.	Visually Impaired Preschool Services/VIPS - Bloomington	$9,050.00	O	595
7.	Community Kitchen of Monroe County, Inc.	$7,555.00	E	101
38.	Volunteers in Medicine of Monroe County	$7,141.69	E	615
11.	Futures Family Planning Clinic	$6,699.00	O	173
16.	Harmony Education Center	$5,176.00	E & O	243
30.	Planned Parenthood of Indiana	$4,975.00	O	455
23.	Monroe County CASA Inc.	$4,615.00	E	341
1.	Amethyst House Inc.	$3,775.00	R	1
13.	Girls Incorporated of Monroe County	$3,120.00	E	199
9.	First Book - Monroe County	$2,950.00	O	131
10.	First Christian Church	$2,950.00	E	159
29.	People and Animal Learning Services	$2,644.95	X	431
3.	Bloomington Hospital Foundation on Behalf of Indiana University Health Bloomington (Community Health Department)	$2,500.00	E	39
36.	Susie's Place Child Advocacy Center, Inc.	$2,171.00	E	573
39.	Wonderlab Museum of Science, Health, and Technology	$2,056.00	E	623
31.	The Salvation Army of Monroe County	$1,214.10	E	467
4.	Bloomington Meals on Wheels, Inc "MOW"	$1,118.99	E	59
	Individual Total	**$424,111.81**		
	Collaborative Applications			
48-C	Shalom, Genesis & Interfaith *	$32,833.00	O	833
42-C	Catholic Charities Bloomington & SCCAP	$22,846.73	O	693
46-C	Martha's House & New Hope	$22,500.00	O + X	779
44-C	The Franklin Initiative & MCCSC "	$12,000.00	O	743
47-C	PALS & Big Brothers Big Sisters	$8,755.60	O	791
40-C	Area 10 Agency on Aging & Community Kitchen *	$7,800.00	O	655
41-C	Bloomington Housing Authority (BHA) & BHA - Residents Council & MCCSC - Broadview Living Center *	$6,500.00	O	667
45-C	Harmony Education Center & Mother Hubbard's Cupboard	$5,447.00	E & O	755
43-C	Down Syndrome Family Connection & VIPS	$2,000.00	O	735
	Collaborative Total	**$120,682.33**		
	GRAND TOTAL **	**$532,794.14**		

Key: E = Equipment O = Operational R = Renovation X = Other

* Requested funding extends beyond March 2013 (or covers costs incurred before June 2012)

** The Franklin Initiative submitted the same proposal as a standard and collaborative application. The JHSSF only counts one amount.

[1] AMETHYST HOUSE **Page # 1**
Bathroom Renovation for Amethyst Women's House **$3,775**
City Residents Served by Program in 2012 **15 (out of 35)**
Agency [Employees - Full-time: 10; Part-time: 4; Volunteers: 2]

Mission
Amethyst House, Inc. (Amethyst) has been serving Bloomington since 1980. It is a Bloomington-based non-profit United Way agency that provides recovery-focused residential and outpatient services for people with drug, alcohol and gambling addictions, as well as educational and self-awareness groups for persons with signs of potential substance abuse. Its mission is to "partner with individuals, families and communities impacted by addictions and substance abuse issues by providing quality recovery services and guidance for clean, sober and healthy living." It collaborates with the court and criminal justice system and a network of social services agencies to provide services to its clients, train staff, and raise money for these purposes. Amethyst operates two long-term, transitional residential facilities in Bloomington serving 21 men (one "half-" and "three-quarter-" way house) as well as one "half-way" facility serving up to 11 women and two dependent children. Amethyst also hosts 5 weekly 12-Step AA/NA meetings for about 100 persons, who include both new comers and people with long-term sobriety.

Project
Amethyst House requests $3,775 to renovate three bathrooms in its women's residential facility at 322 W. 2nd Street. This facility has the capacity to serve 11 women at one time and served 34 in 2011. It is located in the Henley House, which was built in 1895 (over 115 years ago) and was last renovated in 2000. Limited funding has led to reliance on second-hand cabinets and fixtures that have outlasted their usefulness and "patchwork fixes" that have not addressed or just aggravated underlying problems with moisture.

Criteria
Need. Past applications have noted that the *SPAN/MC* ranked drug and alcohol abuse and affordable housing one of the highest priorities for social services in this community.
One-Time Investment. This is a one-time request to repair or renovate three bathrooms in Amethyst's women's facility. The applications states that renovations should last at least 10 years and future maintenance should be covered through the annual operating budget, fundraising, and donations.
Fiscal Leveraging. Amethyst House is a non-profit that garners approximately $900,000 in funds from a variety of sources (including about $200,000 from grants, donations and other fundraising and about $216,00 in client fees) to run all of its programs. The application devoted about a page of the narrative to collaborations with numerous local agencies to provide services to its clients, internship and volunteer opportunities for the Indiana University community, and space for AA to hold weekly 12-step meetings.
Broad and Long-Lasting Benefits. The investment in these renovations will provide a safe and "welcoming home" for residents and visitors. It will also help instill pride of place for the residents and improve the likelihood of progress by "destigmatizing" the problem of addiction.

Cost

Amount Requested (in Order of Priority)	
To renovate showers and replace toilets in upstairs north and south bathrooms	$2,050
To replace vanity and faucet and provide (baseboard) heat to downstairs bathroom	$1,425
Miscellaneous labor costs	$300
TOTAL AMOUNT REQUESTED	**$3,775**
Total Project Costs	**$3,775**

SSF Funding History

1995	Denied	Start-up funds, office equipment and furnishings	$20,000
1997	Denied	Transitional Housing for men and women	$8,557
1999	Granted	New Van	$10,000
2000-Oct.	Granted	Rebuild foundation of Women's' facilities	$7,500
2001	Denied	Phone, Voicemail, Computer networking	$5,000
2002	Granted	To help rebuild and expand the men's facility by restoring the historic façade.	$20,000
2003	Granted	To purchase and install a stairway elevator at Men's House facility	$4,521
2006	Granted	To pay for insurance, utilities, food, and salaries to operate the Men's House	$8,000
2010	Granted	To replace vinyl and carpet flooring in, and purchase three dishwashers for, the Men's and Women's houses.	$7,860
2011	Granted	To buy and install washers and dryers for men's and women's half-way houses.	$4,000

Big Brothers Big Sisters Relocation **$10,000 ***
City Residents Served by this Project in 2012: **810 (of 900)**
Agency [Employees - Full-time: 2; Part-time: 9/Volunteers: 650]

Mission Big Brothers Big Sisters (BBBS) is a youth development organization with 40 years of service to the community. Its mission is to "provide children facing adversity with strong, enduring, professionally supported one-to-one relationships that change their lives for the better, forever." According to last year's summary, they serve over 850 children in their community-based 1-1, in-school 1-1, Club Bigs (with Boys and Girls Club) and First Friends (which provides group mentoring for youth on the waiting list). These are at-risk children (e.g. with a single or incarcerated parent) and high-risk children (e.g. who already involved with Child Protective or Juvenile Court services), 80% of which are living at or below the poverty level or come from single-parent households.

Project BBBS is requesting $10,015 for operational costs (i.e. staff time, office supplies, postage, printing and advertising) to notify its current and prospective clientele and volunteers of the relocation of its operations from 418 S. Walnut to 807 N. College on May 1, 2012. The relocation will result in many benefits including: moving the agency closer to the "large concentration of Littles who live on the west side;" bringing the agency into partnership with Scholar's Inn in order to better engage board members, volunteers and donors; and, allowing the agency to set up a training facility (with the help of a Comcast grant) to teach Littles how to use new media to improve their technology skills and stay in tough with their Bigs. The relocation corresponds with their 40th Anniversary and the media, activities and events surrounding this occasion. The request will avoid any interruptions in service or community outreach that may occur as a result of the relocation. *Note: This is a request to reimburse BBBS for funds already expended by the time the grant would have been awarded.*

Criteria
Need. This and past applications note that the HAND *Consolidated Plan*: recognizes a large gap in services to at-risk youth; acknowledges that caring adult role models and mentors make a positive and measurable difference in the lives of the at-risk youth; and, values services to youth in general. The current application further notes that the 2003 *SCAN Report* recommends expanding youth-mentoring programs, providing more after-school programs involving adults, transporting youth to and from activities, improving collaboration between organizations, and increasing the community base of volunteers – which are all consistent with BBBS programming.
One-Time Investment. This is a one-time request for $10,015 for operational costs associated with notifying clientele and volunteers of agency's move this May. It is akin to a start-up or pilot project, where the agency must ordinarily provide a well-developed plan for future funding. Here, however, the costs are one-time in nature and will not require future funding.
Fiscal Leveraging. The requested grant is about 40% of the project cost and about 4% of the agency's annual budget, which does not include the mentor volunteers.
Broad and Long-Lasting Benefits. This request is intended to avoid an interruption in services resulting from the agency's move this May and is part of a series of fund-raising activities associated with the 40th Anniversary of this branch of the national organization. The move will make the agency more effective in serving its clients on the northwest side of the City, allow it to better engage its board, volunteers and donors, and provide space for a tech training center for its youth. Both national surveys and local evaluation tools affirm that the agency's youth mentoring programs are effective at improving the lives of these at-risk youth.

Cost – *(Amount Listed in Order of Priority)*	
Communications w/ current Littles (94 hours x $25/hour = $2,350) and communications w/prospective Littles (20 hours x $25/hour = $500) *(Entered 1st and 2nd on Funding Sheet [FS])*	$2,850
Communications w/ current Bigs, volunteers and donors (10 hours x $25/hour = $250) and communications w/ prospective Bigs, volunteers and donors (20 hours x $25/hour = $500) *(Entered 3rd and 4th on the FS)*	$750
Office Supplies	$1,400
Postage (3,750 x $0.48 each = $1,800)	$1,800
Printing and Advertising (Stationary, fliers, ads with new location)	$3,135
Volunteer Recruitment	$80
TOTAL AMOUNT REQUESTED (Rounded down to $10,000)	**$10,000**
Other Funds	
Bowl for Kids Sake	*$5,435*
Annual Fund	*$5,000*
Comcast	*$5,000*
Total Project Cost	**$25,435**

(Continued on next page)

SSF Funding History

1995	Granted	Office Renovation	$4,800
1999	Denied	Capital Grant	$50,000
2000-June	Denied	Long Range Business and Growth Plan	$20,000
2000-Oct.	Granted	To expand hours and activities for children at their Crestmont Site	$9,500
2001	Granted	To purchase and install windows and doors for its facility	$8,779
2002	Granted	To purchase computer equipment for recruitment and training initiative	$3,623
2003	Granted	To pay for Manager and expenses for Girl's Inc.'s Teen Outreach LEAP Program	$11,904
2004	Granted	Purchase equipment and software to start Phase I of its long range service plan	$4,500
2005	Granted	Salary of Partnership Coordinator for a multi-year Capacity Building project	$5,000
2006	Granted	To rebuild & repair roof and replace water-damaged fiber board at 418 S. Walnut	$8,109
2007	Denied	Congregation Volunteer Recruitment Project	$5,215
2008	Denied	Bookend Bigs	$7,905
2010	Granted	To purchase *BlackBaud Sphere in a Box* website software and associated set up and training fee for use by agency.	$2,900
2011	Granted	To provide bridge-funding for salaries, utilities, supplies and other operational costs for the One-to-One child mentor program.	$7,000

[3] BLOOMINGTON HOSPITAL FOUNDATION
IU-B COMMUNITY HEALTH DEPARTMENT

Page # 39

Community Health Resource Library **$2,500**

City Residents Served by this Project in 2012: 300 (of 380)

Agency - Community Health [Employees -Full-time: 21; Part-time: 24/Volunteers: 27]

Mission Community Health (CH) is a department of Indiana University Health Bloomington which is a regional hospital that has served the community for over 100 years. CH was established in 1997 and provides health and wellness education and prevention initiatives in Bloomington and the hospital's 11-county service areas. According to their webpage, these services include: lead testing, nutrition counseling, State Health Insurance Program (SHIP), car seat safety checks, Teen Options, Healthy Aging (and a discount Plus Card), Alzheimer's Resource Center, Tobacco Prevention, and a Parish Nurse Program. During 2011, CH served approximately 43,323 clients of which about 90% were county residents (per call to applicant).

Project CH is requesting $2,500 to purchase a cabinet and materials for a Community Health Resource Library at 333 East Miller Drive. This library will serve individuals and families who already visit the facility along with individuals who will go there solely to use the library. It will include reading and audio/visual materials about living with various health conditions including HIV/AIDS, diabetes, and Alzheimer's. The small and familiar setting promises to be more accessible and less stigmatizing than the public library.

Criteria

Need. The application cites the most recent *SCAN Report* for the importance of providing health education and prevention services to persons suffering from, or vulnerable to, various health conditions. In particular, it cites the need to provide those services in an accessible and de-stigmatizing manner.

One-Time Investment. The purchase of the cabinet and materials for the Community Health Resource Library is a one-time investment that will be kept up by CH staff and interns, and augmented with book drives.

Fiscal Leveraging. The $2,500 would be leveraged by: another $1,600 in donated materials; staff time to organize, catalogue, and keep up the materials; and, space reserved for this purpose.

Broad and Long-Lasting Benefits. Health education and prevention services offered in a convenient and accessible setting increase the chances that those needing these services will use them and not only improve the quality of their lives, but also decrease societal costs associated with these conditions in the long-run.

Cost *(Amount Requested in Order of Priority)*

Locking Cabinet	$500
Cataloging Software	$300
Books/Workbooks	$1,200
DVDs/CDs	$500
TOTAL AMOUNT REQUESTED	**$2,500**
Other Funds or Contribution	
IU Health Staff (15 hrs/wk x 52 wks x $10/hr) and Space($16/s.f. x 20 s.f.)	*$1,100*
Community Donations (e.g. books/workbooks)	*$500*
Total Project Cost	***$4,100***

SSF Funding History

1997	*Hospitality House*	Denied	Adult Day Service Expansion	$25,000
2000-Oct.	*Home Health Services*	Granted	Implement a pilot healthcare program for local inmates after release from jail	$3,000
2002	*Community Health Services*	Denied	Part-time Bilingual Therapist	$25,000
2003	*Hospitality House*	Denied	Purchase Wheel-chair accessible Van	$22,331
2004	*Hospitality House*	Denied	Buy materials for garden	$3,873
2004	*Positive Link*	Denied	Personnel and materials for a social assets bargaining program	$1,590
2005	*Community Health Education*	Granted	Facilitator salary for New Parents Initiative for the third year	$3,000
2006	*Positive Link*	Granted	To purchase portable hot boxes, portable coolers, and related supplies for the Nutrition Links program.	$1,150
2006	*Hospitality House*	Denied	Rainbow garden	$4,125
2007	*Positive Link*	Granted	To pay for transportation assistance, training materials, and client services materials for the Mpowerment group support program.	$2,360
2010	*Community Health*	Granted	To pay part of the salary of the *Fresh Start to Life* Program Coordinator.	$6,809.76

[4] BLOOMINGTON MEALS ON WHEELS, INC. Page # 59

Ensuring Hot Meal Delivery for Bloomington's Homebound **$1,118.99**

City Residents Served by this Project in 2011. 84 (out of 84)
Agency [Employees - Full-time: 0; Part-time: 1/Volunteers: 200]
Partnership Agencies: Indiana University Health (IUH) Bloomington, Meadowood Retirement Community, Answer Indiana, Area 10 Agency on Aging, Centerstone and Volunteers in Medicine

Mission: Meals on Wheels (MOW) has been serving meals to homebound persons within the City since 1973. These persons are certified by doctors as unable to purchase or prepare nourishing meals due to medical or physical disability and then pay $5.50 for one hot, medically-specific meal, a sack lunch and two cartons of milk for 10 days every two weeks ($55/two weeks). This program is a collaborative effort where: 1) the homebound persons are referred by Answer Indiana (as well as other sources) and screened for eligibility by Area 10; 2) meals are prepared at cost by IU Health Bloomington and Meadowood Retirement Community; and, 3) the meals are delivered by 200 volunteers coordinate through Area 10. Currently 72 persons receive these services on six routes within the City. In August of 2010, MOW hired Kathy Romy for 20 hours per week as its first director and staff in order to better manage operations and expand persons served by this program.

Project This is a one-time, $1,118.99 request to purchase and have shipped two electric meal transporters to keep meals warm when being delivered to the homebound recipients. MOW currently has seven transporters for six routes within the City. These transporters are at least eight years old and unreliable. Currently, when one breaks down, MOW must borrow another from IU Health Bloomington Hospital, which can take time to arrange and, therefore, delay or interrups service. One of these new transporters (along with an additional 20 volunteers) would allow MOW to add another route, thereby expanding its services to another 12 homebound persons within the City. The other new transporter would provide an emergency back-up when another one fails.

Criteria
Need. The applications cites both the current HAND *Consolidated Plan* and the updated *SCAN Report* for the proposition that non-profit agencies deserve support when they serve low income individuals and families with their basis emergency needs (which includes food), provide a safety net for community members in need, or offer other valuable services that improve quality of life.
One-Time Investment. This $1,118.99 request is for two "transporters" to keep meals warm when being delivered to homebound recipients. The current equipment is 8-years old.
Fiscal Leveraging. The investment in this equipment will allow MOW to add another route (serving 12 new clients) and provide a back-up when another transporter fails. According to the application materials, this investment would be leveraged by more than $120,000 in other revenues as well as meals that are prepared at-cost and delivered by over 200 volunteers.
Broad and Long-Lasting Benefits. This request would expand services to 12 new homebound recipients and provide back-up for service to the existing 72 recipients. The delivery of meals to homebound recipients improves the quality of their lives, gives respite to usual informal network of caregivers that are often essential for the person's well-being, and allows the homebound to stay at home longer and, thereby, reduce health costs for the community as a whole.

Cost *(Amount Requested in Order of Priority)*

Two Nutri-Systems Electric Meal Transporters (@ $550) and shipping ($18.99)	$1,118.99
TOTAL AMOUNT REQUESTED	**$1,118.99**
Other Funds and Contributions	
Total Project Costs	***$ 1118.99***

Note: The actual cost for the MOW program is approximately $120,000 per year without counting the value of the contribution made by the 200 volunteers.

SSF Funding History

2011	Denied	Bloomington Meals on Wheels (3 clients for 1 year)	$3,960

[5] BOYS AND GIRLS CLUB OF BLOOMINGTON

Club Teen Career Development Initiative ***$13,375****

City Residents Served in 2012: 54 (out of 60)

Agency [Employees – Full-time: 7; Part-time: 96 / Volunteers: 540]

Mission The Boys and Girls Club (B&GC) of Bloomington is a part of national "guidance" organization which fosters the physical, intellectual, emotional and social growth of boys and girls ages 6-18 with a special concern for those most in need of service. All the B&*GC programs are designed to build character and strengthen life skills while providing hope and opportunity. There is a main facility at 311 South Lincoln, a satellite facility at 1108 W. 14th Street in the Crestmont Center, another in 200 W. Association St, Ellettsville, and a camp site at Lake Lemon. Programs are staffed by trained youth development professionals, Indiana University students, and community volunteers. B&GC provides transportation services from school to its programs and programs of other youth agencies every school day. Last year, over 1,300 youth were registered members of its three clubs at a charge of $20 per year ($5 at Crestmont) with scholarships available for those who need assistance.

Project B&GC is requesting $13,375 for operational costs (i.e. salaries for the Program Leader, supplies and transportation) to begin a pilot Teen Career Development Initiative (TCDI) created by the Club's Program Director, Matthew Searle. TCDI will set up a four-year path for participants to form career goals and develop educational and financial plans to achieve them. The program will entail: 1) a Career Exploration and Community Service component, where participants will volunteer at local non-profits to learn more about their community and its employment opportunities; 2) a Higher Education component, where staff will work with schools to match the participant's interests with his/her curriculum and later work with IU and IVY Tech to ready them for higher learning in line with their interests; and 3) a Financial Literacy component, where staff will help participants develop personal finance skills and plan for the costs of obtaining a higher education.

Criteria

Need. The application cites the *SCAN* Report for the importance of "breaking the cycle of poverty" by improving the educational level and life skills of at-risk youth and also helping them avoid the many missteps that can cripple their chances for obtaining a fulfilling career. It also notes the value of after-school programs, in general, in providing a positive influence for at-risk youth.

One-Time Investment. This is a $13,375 request for operational costs for a pilot project. Once this grant "jump starts" the program, the application indicates that "the Club can budget for future TCDI expenditures and obtain funding from family and corporate foundations."

Fiscal Leveraging. This $13,375 request is leveraged by another $6,180 from the Community Foundation and a Cracker Barrel grant. The B&GC also enlists the help of 540 volunteers to carry-out all of its programs.

Broad and Long-Lasting Benefits. The TCDI program offers an opportunity to improve the life prospects of its participants. The B&GC as a whole provides a safe and productive place for youth to go after school and in the summer. In a survey on behalf of B&GC of America, a majority of club alumni say the Club "saved their life."

Cost *(Amount Requested in Order of Priority)*

Salary for Teen Career Development Initiative Program Leader ($10/hour x 25 hours/week x 50 weeks/year)	$12,500
Office Supplies ($300); Community Service Supplies ($200); Transportation to Colleges (e.g. fuel, maintenance, license, permits, insurance - $375)	$875
TOTAL AMOUNT REQUESTED	**$13,375**
Other Funds	
Community Foundation – towards Club Program Director's salary	*$3,180*
Cracker Barrel Funding – toward supplies and renovation of Teen Room	*$3,000*
Total Project Cost	***$19,555***

SSF Funding History

1996	Granted	Central Air Conditioning	$3,000
1997	Denied	Van	$15,000
1998	Granted	Renovate and equip facility for a teen center and learning center	$23,000
2003	Granted	Job Development Specialist for TEENSupreme Career Prep Program	$25,000
2004	Granted	Pay for salaries, transportation, and other operating costs related to the No Kid Left Behind Program	$8,000
2006	Granted	Pay for staffing, supplies, food, and rent for the Crestmont Youth Camp.	$ 8,160
2007	Denied	Pay for improvements to summer camp facility at Lake Lemon	$ 9,370
2008	Granted	Purchase mini-bus to transport children	$17,000
2009	Granted	To help pay for salary/ benefits for Unit Director at Crestmont site.	$14, 257
2010	Granted	To purchase bicycles and equipment for its Club Riders Program	$3,567.14
2011	Granted	To pay for salaries for the Crestmont Boys and Girls Club Director	$12,000.00

[6] CHILDREN'S VILLAGE **Page # 77**
Quality Care and Family Engagement ***$21,500 ****
City Residents Served IN 2012. **60 (of 100)**
Agency [Employees – Full-time: 25; Part-time: 5/Volunteers: 0]

Mission

Children's Village (CV) works in partnership with The Villages of Indiana, a child welfare agency that administers the Healthy Family program throughout Indiana and provides foster care and adoption services. CV provides "high quality, loving, safe, nurturing age and developmentally appropriate" child care service to the general public. Approximately 31 of its families (or 31% of their clients) are currently on the Child Care Development Fund (CCDF) program, which serves households making within 140% of the poverty guidelines.

Project
CV is requesting $21,500 in operational funds for a pilot project to provide child care vouchers for five children for one year and take-home "engagement packs" for 40 children (20 toddlers and 20 pre-school children). This request would target families "just over" the 140% of poverty threshold for CCDF vouchers and pay 50% of the child care costs. The application stresses that these families have great difficulty affording quality child care and often must settle for less, to the detriment of their children's future. In a phone call, the applicant offered the following information regarding how CV is distinguished from other child care facilities in the community. It is a large program located on the west side of the City in a locked facility. It is accredited and is open from 6:30 a.m. to 6:00 p.m. and does not close on snow days. *Please note that the proposed claims schedule would run from July 2012 to June 2013.*

Criteria
Need. The application says that the *SCAN Report* identified the need for affordable, quality care of young children in Monroe County as funding for programs that supplement this service are being cut or otherwise reduced. It then asserts that middle income families who don't have access to sufficient income or government subsidies are "often trapped into purchasing low quality care for their children."
One-Time Investment. This request is for operational costs: 1) $19,500 for child care vouchers for five children for one year; and 2) $2,000 for "engagement packs" for 40 children. In a follow-up phone call, the applicant filled-in missing information regarding the requisite well-developed plan for future funding. That plan is to gather data on the benefits of providing subsidies to this target population and use that information to seek matching grants from the community.
Fiscal Leveraging. This $21,500 request would be leveraged by another $39,000 in grants or donations that subsidize child care for 10 other families.
Broad and Long-Lasting Benefits. The application notes that quality child care services provide lasting benefits in the form of school- readiness and increased social skills. It also says that the "engagement packs" will bring parents into "their children's education at an early age which will translate into involvement in their child's education throughout their lifetime."

Cost *(Amount Requested in Order of Priority)*

Scholarships for 5 children for one year ($75/week x 52 weeks)	$19,500
40 take-home engagement packs (20 toddler packs @ $50; 20 preschool packs @ $50)	$2,000
TOTAL AMOUNT REQUESTED	**$21,500**
Other Costs	
10 additional scholarships with help of The Villages Foundation (~ $20,000) and donations (~$19,500) (Note: the budget indicates a total of $39,000)	*$39,000*
Total Program Costs	***$60,500***

SSF Funding History

The Villages of Indiana	2005	Withdrawn	To install safety Fencing for Pre-School Program (found private donor)	$2,333.76
The Villages of Indiana	2009	Granted	To buy curriculum materials for the Healthy Families program	$1,754.82
Children's Village	2010	Denied	Second Step Anti-Bullying and Personal Safety Curriculum for Pre-K	$1,832

[7] COMMUNITY KITCHEN OF MONROE COUNTY, INC. Page # 101

Equipment Purchase ***$7,555***

City Residents Served by this Project in 2011: 1,558 (of 1,750

Agency [Employees - Full-time: 5; Part-time: 8/Volunteers 78-108/week]

Mission

The Community Kitchen (CK) has been in this community since 1983 with the mission of "work(ing) alone and in collaboration with others, to eliminate hunger in Monroe County and surrounding areas, through direct service, education, and advocacy." They provide hot food every day except Sunday at two locations (South Rogers and West 11th Street – CK Express), prepare meals for agencies serving at-risk youth (Summer Breakfast and Feed Our Future), deliver food to children attending Arlington, Clear Creek, Fairview, Grandview, Summit and Edgewood elementary schools (Backpack Buddies), and prepare two meals per day per person to HIV+ patients through Positive Link. CK served 224,239 meals in 2011, a 6% increase over 2010 and a new record. Approximately 75% of the meals went to children under 18 and senior citizens. CK also provides information and referral services onsite three days a week. Please note that they do not impose an eligibility requirement on those seeking food.

Project CK is requesting $7,555 for five pieces of equipment to improve the efficiency and effectiveness of the operations at their new site at 1515 S. Rogers. The first priority is $3,700 to purchase a Cres Core Commercial Warmer to replace an old, small, ill-suited and not well-insulated "proofer" (which is ordinarily used to bake bread). The second priority is $2,090 to purchase and install security cameras at the back of the building in order protect the building and equipment and detect whether its patrons may be creating problems for the neighboring properties. The third priority is $1,300 to purchase a commercial, Edlund can opener that, unlike the current one, is designed to open small as well as large cans. The last priority is $465 to purchase two ThermoSafe cold carriers to replace old, worn-out ones that are used to transport cold foods to the CK Express and the Summer Breakfast Program.

Criteria

Need. The *SCAN Report* identified hunger as a significant issue in the community and this agency as the primary provider of free meals in the community. HAND's *Consolidated Plan* calls for funding non-profits that serve basic needs of low-income individuals and families. That *Plan* also recommended "providing access to information and emergency assistance to the most vulnerable elements of the community.

One-Time Investment. This $7,555 request is to purchase and, in one case, install equipment. This equipment should last for many years before needing to be replaced.

Fiscal Leveraging. The CK is an efficient organization that received all of its $1.3 million revenues in 2011 in the form of donations, volunteer work, and grants.

Broad and Long-Lasting Benefits. Good food and nutrition are a cornerstone for healthy and successful individuals and families. Investment in the food-related equipment will improve the efficiency and increase the capacity of this agency and "have a lasting impact on (their) operations and ability to meet community needs." Investment in security cameras will help protect their property and preserve their reputation and, thereby, helping to grow their base of support in the community.

Cost

Amount Requested	
Purchase Cres Cor Insulated Hot Cabinet (H-137-UA-12D)	$3,700
Purchase & Install Security Camera	$2,090
Purchase Edlund 270 tow-speed electric can opener	$1,300
Purchase 2 #505 ThermoSafe nylon clad cold carriers	$465
TOTAL AMOUNT REQUESTED	**$7,555**
Other Funds	
Total Project Costs	***$7,555***

CK received about $1.3 in revenues from donations, in-kind contributions and grants in 2011.

(Continued on next page)

SSF Funding History

1995	Granted	Used vehicle to serve meals	$9,000
1997	Granted	Transport containers to provide meals to at risk youth in after school programs	$1,300
1998	Granted	Purchase upright commercial oven, mobile sheet pan rack, and mats for kitchen floor	$4,675
1999	Granted	Ice machine and freezer	$4,650
2000-June	Granted	Eight dining tables	$2,460
2001	Granted	To purchase equipment for second food preparation and distribution site	$10,721
2002	Granted	To purchase a copy machine shared with Shelter, Inc. and aprons, and hairnets	$3,639
2003	Granted	Replace fire suppression system, loading dock, and 60 chairs for the S. Rogers site	$10,104
2004	Granted	Replacing a door and dishwashing machine, purchasing a garbage disposal and kitchen grade metal shelving	$7,780
2005	Granted	Replace produce cooler and purchase food trays for free meal service	$4,100
2006	Granted	To purchase and repair a used van from Girls, Inc.	$8,402
2007	Granted	To replace and install an aged walk-in freezer with a larger one	$29,800
2008	Granted	To purchase a commercial-grade refrigerator for use at 917 South Rogers Street.	$2,350
2009	Granted	To purchase 200 (printed) backpacks for take-home food program	$1,005
2010	Granted	To purchase pallet truck, ice machine and two “trainable” trash can dollies for S. Rogers site.	$7,851
2011	Granted	To pay for equipment and relocation costs for new South Rogers Street facility.	$10,000

[8] DISTRICT 10 PRO BONO PROJECT, INC. **Page # 117**
2012 Bridge Funding **$14,155**
City Residents Served by this Project in 2012: 501 (of 860 unduplicated persons)
Agency [Employees: Full-time - 1; Part-time - 4 /Volunteers – 80-100]

Mission and Accomplishments
The District 10 Pro Bono Project (PBP) is one of 12 organizations created by the Indiana Supreme Court to encourage attorneys to provide free legal work and serves Monroe and seven other counties. Its mission is to provide "legal services to indigent people who otherwise would not be able to obtain justice." It does so by "recruiting and training attorneys from the private bar… (and) support(ing) their natural role as problem solvers to help persons with lower income create permanent solutions to issues involving shelter, income, safety, civil liberties, access to justice, and other necessities of life." In 2011, PBP served 573 residents of Monroe County by providing brief in-house counseling and full representation via referrals to attorneys (189 county residents) and "help desk" services elsewhere in the community (374 county residents). About half of their local full-representation caseload was devoted to family law cases involving abuse and neglect and another one-sixth dealt with bankruptcies, debt counseling, and other measures alleviating the effects of poverty. Approximately one-third of local clients had incomes that were at or below 125% of poverty. It also provided malpractice insurance and volunteer attorneys to other agencies operating legal aid projects.

Request/Project
The Pro Bono Project requests $14,155 in bridge-funding to cover malpractice insurance, part of the salary of the attorney coordinator, and rent. Its primary source of revenues is from Interest on Lawyers' Trust Accounts (IOLTA) which, due to low interest rates, suffered a 42% drop from 2010 to 2011. This request would fund these operational costs for seven months until a $1 increase in court fees State-wide will flow to the 12 Pro Bono Project offices. In addition to the service information noted in the first paragraph, the application also mentions that the Pro Bono Project: 1) serves felons and illegal aliens (unlike Indiana Legal Services); 2) provides free civil and family law mediators; 3) is unique in offering bankruptcies, guardianships, and adoptions; 4) partnered with the Law School's Protective Order Project; 5) added a debt counseling clinic in 2012; and 6) expanded its service over the years at a time when other legal aid agencies have had to decrease theirs.

Criteria
Need. The application cites the *2003 SCAN Report* in identifying legal services as a significant need in the community, particularly in regard to providing "safety from domestic violence, abuse or neglect" and in "staving off the more dire consequences of poor" or uninformed decisions regarding finances and housing.

One Time Investment This is a request for bridge-funding to cover malpractice insurance, salaries and rent until revenues from an increase in State-wide court fees will begin to flow in 2013 and cover these costs in the future.

Fiscal Leveraging This $14,155 request will be leveraged in a number of ways. First, approximately $93,000 will be funded by IOLTA (~$80,500), Monroe County Family Court ($5,000), and other grants and donations ($7,980). Second, and more importantly, approximately 85 attorneys will donate about 3,190 hours of legal service at an estimated value of over $600,000 (based upon 2011 data). Third, numerous collaborations will continue including ones with the IU Maurer School of Law, local courts, MC library and social service projects, which allow it to "expand its services even in lean times."

Broad and Long-Lasting Benefits Low income households face problems affecting basic needs that can be stabilized, mitigated or improved with the help of timely legal services. The application also indicates that this organization is in a good position to expand services in the future.

Cost

Amount Requested in order of Priority	
Malpractice Insurance	$2,707
Salary of Attorney Coordinator	$6,198
Rent	$5,250
Total Amount Requested	**$14,155**
Other Funds	
Interest on Lawyer Trust Accounts (IOLTA) (including Carry-Over from 2011)	*$80,489*
Monroe County Family Court Grant – Remainder of Salary for Attorney Coord	*$5,000*
Monroe County Bar Association Grant	*$2,000*
Donations from attorneys and community	*$5,980*
Total Project Cost	***$*** 107,624

SSF Funding History

2002	Granted	Indiana Legal Services (Fiscal Agent) To pay for the salary of an attorney as well as printing and publication expenses related to the new Housing Law Cent	$20,000

Provide Free New and High Quality Books for Low-Income Children **$2,950**
City residents served by this project in 2012 **145 (of 225)**
Agency Employees [full-time:0/ part-time: 0/ volunteers: 6]

Mission

First Book-Monroe County (FB-MC) was established in 2010 and is an advisory board and community arm for the national non-profit First Book organization (www.firstbook.org). The mission of the local branch is to provide children from low-income families in Monroe County free, new books that they can take home and own. FB-MC provides grants to qualified local literacy programs, which are programs that: 1) conduct regular reading programs, 2) which nurture a love of reading; and 3) serve children of low income (at least 70% of the children in the program must be from low-income families). In its first year of operation (2011), it raised $9,750, which was used to distribute over 3,000 books in 2012 to nearly 800 children in five Bloomington-based low-income programs.

Project

FB-MC requests $2,950 to purchase 1,125 books for 225 low-income children to own and take home in late 2012 or early 2013. Through the national organization's partnerships with over 90 publishers, FB-MC is able to acquire a wide range of new, high-quality books suitable for children 0 – 17 years of age at $2.50 per book (including shipping). JHSSF monies would allow the 170 children at MCCUM and 55 children in the SCCAP Circles© Initiative to each obtain five books. FB-MC would set up an account for each organization which would have six months to order the books.

Criteria

Need. The application cites the *Scan Report* for the key relationship between educational attainment and future employability, income and overall quality of life, and the recommendation that "children receive a quality education at an early age." The application cites other studies for the strong correlation between ready access to books at home and reading achievement, and the correlation between reading ability and educational achievement. It also notes the *Consolidated Plan's* recommendation to support non-profits that "provide valuable service(s) to improve the quality of life."
One-Time Investment This $2,950 request to purchase books for a child-literacy pilot project. While the application does not address the requisite well-developed plan for future funding, a call to the applicant revealed a plan for raising funds that included pursuing business sponsorships, agency partnerships, fund-raising events, and donations.
Fiscal Leveraging FB-MC leverages the financial, IT and infra-structure costs of a national organization (which has partnerships with over 90 publishers) and the work of six local volunteers, to bring high-quality children's books to Bloomington at a quarter of their usual cost ($2.50 vs. $10). Last year, it raised $9,750 for book grants. Its administrative costs were less than 0.3%.
Broad and Long-Lasting Benefits. The application cites "a 14-month longitudinal study of 2564 students show(ing) 69% of program administrators found books from First Book were 'very important' in children's decisions to read more and improve their reading skills, and more than 70% of children reported increased home literacy activities after receiving (the) books."

Cost *(Amount Requested in Order of Priority)*

Books delivered through MCUM Childcare (170 children x 5 books/child x $2.50/book)	$2,125
Books delivered through Circles© Initiative – Pre-K to 7 years (55 children x 5 books/child x $2.50/book	$825
TOTAL AMOUNT REQUESTED *(Note: This amount was confirmed with applicant).*	**$2,950**
Total Project Costs	$2,950

SSF Funding History
- None

[10] FIRST CHRISTIAN CHURCH **Page # 159**
The Gathering Place Breakfast – Refrigerator Replacement Project ***$2,950***
City Residents Served by this Project in 2012 **5,200 (of 5,200 *meals*)**
Agency [Employees: Full-time - 3; Part-time - 5 /Volunteers – 387]

Mission
The First Christian Church (FCC) strives to be a faithful, growing church that manifests true community, a deep Christian spirituality, and a passion for justice. In 2006, its leaders decided to begin a Sunday morning breakfast in its upstairs gathering room at the corner of Kirkwood and Washington Street and called it "The Gathering Place." Since then, it has been open to all, regardless of race, color, creed, national origin, religious affiliation, sex, sexual orientation, age, or disability, and does not involve religious indoctrination. FCC estimates that average of 120 plates of food are served to approximately 90 - 100 guests each Sunday of the year. Approximately 95% of these guests are also served by the Shalom Community Center, Martha's House, and/or the Interfaith Shelter. These meals are served on glass tableware and stainless steel cutlery with food largely provided by Hoosier Hills Food Bank. The food is prepared from scratch and includes eggs, pancakes, fruit, cold cereal, juice, milk, and coffee and are the only free meals offered in the downtown that day.

Project
The FCC is requesting $2,950 to pay for half of the cost of purchasing a commercial-grade refrigerator/freezer for the Gathering Place. It would replace a 35-year old Hobart model with parts that are no longer available. Prior to serving as the prep facility for the Gathering Place, the kitchen was used only three or four times a year for pitch-in dinners. Now it is used about once a week for a few hours on Sunday night for church events and four times a week for about 20 hours in preparation for the Gathering Place as well as for two nights a week in winter for the Interfaith Winter Shelter and at other times of the year for Monroe County CARES (annual meeting), IVY Tech's Community Service Program and the Habitat for Humanity Program.

Criteria
Need. The application cites the *SCAN Report* and the HAND *Consolidated Plan* for the need to provide food to the low-income and homeless in the community and help agencies that provide that service.
One-Time Investment. This request is for a one-time investment to replace a 30-year old, failing piece of equipment with a new one.
Fiscal Leveraging. This $2,950 request would cover half of the cost of the equipment. It will also leverage the volunteer effort for the Gathering Place and use of the facility by the Interfaith Winter Shelter and other social services programs.
Broad and Long-Lasting Benefits. The Gather Place bridges a gap in a basic service by providing a hot meal to the low-income and homeless on the one day it is not offered anywhere else in the downtown.

Cost

Amount Requested in order of Priority	
Commercial-Grade, Reach-in, Solid Half Swing Door, Dual-Temperature Refrigerator/Freezer (Model TA1DT-2HS)	$2,575
Shipping	$375
Total Amount Requested	$2,950
Other Funds	
FCC Secured Funds for half of cost	*$2,950*
Total Project Cost	***$*** 5,900

SSF Funding History

2006	Granted	To purchase two jumbo storage cabinets, an upright freezer, and supplies for the Gathering Place.	$1,250
2011	Granted	To help pay for the renovation of kitchen for the Gathering Place Breakfast as well as other programs.	$5,700

[11] FUTURES FAMILY PLANNING – MONROE COUNTY HEALTH DEPARTMENT

Page # 173

STD Testing at Futures Family Planning Clinic **$6,699**
City Residents Served by this Project in 2012. **1,816 (of 1,853)**
Agency [Employees - Full-time: 2; Part-time: 2/Volunteers: 1]
Partnerhsip Agencies: Monroe County Health Department (Lead Agency)

Mission The Monroe County Health Department (MCHD) is a department of Monroe County government whose mission is to "promote the best achievable scope and quality of health services for the public." Monroe County began accepting federal Title X money in 2006 in order to continue reproductive health services for low-income residents of the county, when Bloomington Hospital stopped this unprofitable service. These services have been provided by the Future Family Planning Clinic (FFPC), which operates within the MCHD. The FFPC provides gynecological exams, STD testing and treatment for men and women, birth control education and services, pregnancy testing, and referrals resulting from information discovered during those visits. It treated 1,853 clients at 2,248 visits in 2011 and was characterized in last year's summary as the "primary provider of reproductive health services to low-income households in the community" In 2010, 96% of its clients had incomes which were at or below 150% of the poverty guidelines.

Project FFPC is requesting $6,699 in bridge-funding to purchase 406 Sexually Transmitted Disease (SDT) testing kits to augment the 629 testing kits they will receive through federal funds that pass through the State. The number of kits received represented a drop of 10% over the year before and the request would provide the remaining kits needed for testing this year (about 1,035). FFPC treated about 28% of those who were diagnosed with Chlamydia in Monroe County in 2010 and is the service of last resort for persons with low income.

Criteria

Need. The application describes the serious medical consequences of Chlamydia and gonorrhea on men and women and those they infect (including their unborn child). It notes that the FFPC performed 1,035 SDT tests in 2011 and the percentage of positive results was quite high (at 13%).

One-Time Investment. This is a $6,699 request for bridge-funding to purchase 406 STD Testing Kits. FFPC addresses the requisite significant loss in funding by showing that it received 700 kits last year and only 629 kits this year, over the course of which they expect to perform about 1,035 tests. While the application did not address the requisite well-developed plan for future funding, in a phone call, the applicant stated they would seek small grants to cover these costs in future years.

Fiscal Leveraging. The $6,699 request for 406 SDT testing kits is leveraged by the 629 kits (valued at about $10,379) provided by the Center for Disease Control's Infertility Prevention Project (via the Indiana State Department of Health and the Indiana Family Health Council). Along with seeing its own clients, FFPC also performs testing and treatment for patients referred by VIM and Planned Parenthood. The fiscal agent is Monroe County, which has the power to levy property taxes. Perhaps the best rationale for using City funds here is that it is a home of last resort for an essential service that (aside from support services) is exclusively funded by federal money (approximately $219,000 in Title X monies in 2012).

Broad and Long-Lasting Benefits. This grant will help test low-income persons for SDTs, which have dire health effects on infected persons and those they infect. Early detection and treatment of SDTs can prevent those dire consequences and reduce the medical, economic and social costs associated with these diseases.

Cost *(Amount Requested in Order of Priority)*

STD Testing Kits ($16.50/per kit x 406 kits)	$6,699
TOTAL AMOUNT REQUESTED	**$6,699**
Other Funds and Contributions	
Indiana Family Health Council (via Indiana State Health Department and the Center for Disease Control's Infertility Prevention Project) (629 STD Test Kits x $16.50/Kit)	*$10,378.50*
Note: This figure does not include FFPC staff time relating to client visits.	
Total Project Costs	***$*** 17,077.50

SSF Funding History

2011	Granted	To purchase birth control pills.	$3,000.00

[12] GENESIS CHURCH

Genesis House **$36,409**

City Residents Served by this Project in 2011. **150 (out of 200)**

Agency [Employees - Full-time: 4 Part-time: 2/Volunteers: 150+]

Mission Genesis House (GH) was formed in the spring of 2010 by Genesis Church in response to a call from religious leaders and social service agencies to provide overnight housing in the warm-weather months to complement the services provided by the Interfaith Winter Shelter. In that first year, GH provided a low-barrier shelter during late spring, summer, and early fall on the church grounds to an average of 29 guests a night for 146 consecutive nights. In 2011, with the help of a JHSSF grant, it grew by serving an additional 9 guests a night (38) and providing shelter for an additional 59 nights a year (205). GH buses the guests to and from the downtown and provides them a safe place to sleep at night and a snack at night and in the morning, Other "secondary accommodations," including toiletries, clothing, a book exchange and other additional supplies are made available. The application indicates that religious guidance for guests "will not be endorsed nor will they be considered part of Genesis House."

Project GH is requesting up to $36,409 in operational costs for a pilot project to continue a low-barrier warm-weather shelter with paid staff rather than volunteers. The first priority is $21,176 in funding a part-time operations director ($6,536) and three part-time shelter monitors ($14,640). The application notes that the lack of sufficient volunteers is a systemic issue with the winter and summer shelters. This year, for example, GH has trained 35 volunteers for a program that required 150 volunteers to operate last year. The application states that "without pilot funding (for staff) we will likely not be able to operate through the season." The second priority is $10,004 for meal supplies ($5,429), port-o-lets ($1,961), and miscellaneous costs ($2,614). The third priority is for fuel and bus repairs ($5,229). A conversation with the applicant confirmed that, assuming the first priority is funded, GH is confident it can find funding for the lower priority items. Please see One-Time Investment below for the search for a more permanent solution to the problem of homelessness in the community.

Criteria

Need. The application says the *SCAN Report* highlights the need for emergency housing for natural disasters and fires, family crises and homelessness. It also refers to a survey in the HAND department that identified 233 homeless individuals in the City in 2009 with 59 living outside of a shelter. Lastly, it cites *Responding to the Homeless: Policy and Practice, New York, Plenum* for the proposition that mental illness, substance dependence, physical illness, criminal involvement and lack of support are often interconnected with homelessness and make the use of low-barrier shelter an effective approach toward the problem

One-Time Investment. The application indicates that, after two years of operation, this is a pilot proposal to deal with an inadequate supply of volunteers by hiring staff to direct operations and monitor the shelter at night. In regard to the requisite well-developed plan future funding, the application says "assuming the success of the … pilot project, GH will seek to find funding for the overnight staff into the future, perhaps in conjunction with our low-barrier sheltering partners." In the long-term, however, the application says GH will continue to work with the South Central Housing Network and particular agencies to find a way to replace the current system with a more workable sustainable model that includes sheltering, permanent supportive housing and other methods for reducing the demand on the sheltering system

Fiscal Leveraging. A call to the applicant confirmed that as long as the staffing was funded, GH would find funds for the rest of the program (~$18,332). The application also notes that, last year, along with the JHSSF grant of $11,000, GH was able to raise about $11,938 from individual donation, $10,015 in church funds, $3,692 from fund raisers, and many hours of labor from about 150 volunteers.

Broad and Long-Lasting Benefits. Genesis House fills a gap in services by providing a low-barrier nightly shelter during the warm-weather months especially suited for persons experiencing homelessness due to substance abuse and criminal involvement. This effort offers an opportunity to ameliorate the hardships and risks associated with homelessness and to make this community a more healthy and safe environment of all the residents.

Cost *(Amount Requested in Order of Priority)*

Salaries for Part-Time Operations Director/Coordinator ($6,536) and 3 Part-Time Staff to monitor the shelter over night (#1 for 3 nights/week; #2 and #3 for 2 nights a week for 8 hours per night x $10/hour = $14,640)	$21,176
Supplies for Snacks (food, drink, cups, etc. - $5,429); Port-o-lets ($1,961); Miscellaneous ($2,614)	$10,004
Transportation Costs ($3,921 for fuel and $1,307 for repairs and maintenance)	$5,229
TOTAL AMOUNT REQUESTED	**$36,409**
Other Funds and Contributions	
GH - Shelter Improvements and Fund-Raising	*$2,999*
Total Project Costs	***$*** 39,408

SSF Funding History

2011	Granted	To pay for physical improvements, equipment, and operational costs for Summer Shelter.	$11,000.00

[13] GIRLS INCORPORATED OF MONROE COUNTY

Furniture Replacement **$3,120**

City Residents Served in 2012: **481 (of: 535)**

Agency Employees [full-time:4/ part-time: 0/ volunteers: 150+]

Mission Girls, Inc. (GI) has been in Bloomington since 1975 with the mission of inspiring all "girls to be strong, smart, and bold." It serves girls age 5-18 with quality, research-based programs that "empower girls to reach their full potential and understand, value and assert their rights. GI provides girls with a safe environment where they can take risks, overcome challenges, and strive to be the best they can be." It transports and provides programs to girls after school, at summer and winter camps, and via sports leagues. This transportation along with low fees and scholarships (about $10,000 was provided in 2011) allow girls of low-income household to take advantage of this program. The application notes that GI increased its membership by about 13% in the last year (to 538) and receives referrals of at-risk girls from a number of agencies. About 22% of its girls are from families with incomes well below poverty level and about 45% are from economically disadvantaged backgrounds.

Project

GI requests $3,120 to upgrade their 10-year-old furniture for its 300 members and their visiting families. It wants to replace a cloth couch with a bonded leather one that is more easily cleaned and more difficult to get dirty (or infested with lice and bed bugs). It wants to replace tables and chairs that are dilapidated and unsafe, and computer desks that are small and uncomfortable. In addition, it wants to add a durable rug. Together these purchases will help create a safer, more inviting, and comfortable environment which will enhance the experience of current members and help recruit new ones. In that regard, please note that GI has set a goal of expanding its membership by 30% by the end of 2015.

Criteria

Need.

The application cites the *SCAN Report* for needs that are met by GI. First, caring adult role models and mentors make girls more likely to complete school, do better academically, make healthier life choice(s) and engage in fewer destructive behaviors. Second, "low academic attainment and a lack of life skills and competencies have a demonstrable negative impact on quality of life and future earnings potential." Third, barriers like cost and transportation impair children's access to after-school programming.

One-Time Funding. This is a request for one-time funding to replace 10-year-old furniture.

Fiscal Leveraging. According to the application and accompanying materials, this request is leveraged by annual revenues in excess of $288,000 from a variety of sources, over 150 volunteers, and a 15% discount on the purchase of these furnishings.

Broad and Long Lasting Benefits. This investment will "increase the (members') positive interactions in a safe and comfortable space in which the girls can play, learn and grow" and help GI meet their goal of expanding its membership . This and past applications also indicate that participation in GI's activities increases self-confidence, decreases risky behaviors, and leads to an balanced and healthy life-style which, in the long-run, improves the life prospects of its participants.

Cost – *Amount Requested in Order of Priority*

3 Full-Size Couches @ 390.15	$1,170.45
5 Computer Desks @ $135.15	$675.75
8' x 10' Area Rug	$299
9 White 8' Folding Tables @ 74.98	$674.82
70 Stackable Plastic Chairs (from Community Kitchen)	$300
TOTAL PROJECT COSTS *(Note: the number was rounded down to the lowest dollar.)*	**$3,120**
Other Funds	
TOTAL PROJECT COST	**$3,120**

See Fiscal Leveraging (above) for more about GI's entire budget and revenues.

SSF Funding History

1996	Granted	Van Purchase	$10,000
1998	Granted	Purchase equipment to implement Operation SMART	$6,500
1999	Denied	Automatic Doors	
2000-June	Granted	For supplies and equipment for summer camp program and two car infant seats	$2,303
2000-Oct.	Granted	For the Friendly PEERsuasion Program	$2,500
2000-Oct.	Granted	For books, refreshments, and misc. equipment for after school reading (Reading Renegades) program	$620
2002	Granted	To pay for the salary of the director of the after-school and summer youth programs.	$15,000
2004	Granted	Pay a portion of the cost of one used bus	$10,000
2006	Granted	To pay for personnel expenses for a half-time Program Specialist and purchase Commit to be Fit support materials.	$1,950
2008	Denied	Teen Exploration College/Career Program	$2,500
2009	Granted	To pay for training staff.	$2,930.71
2010	Granted	To help pay for the salary of the Program Director.	$13,500.00
2011	Granted	To purchase and install a phone and voice mail system at 1108 West 8th Street.	$2,000.00

[14] GREATER BLOOMINGTON CHAMBER OF COMMERCE Page # 209

The Franklin Initiative's
Graduation Coach Initiative for BHS North and BHS South **$12,000 ***
City residents served by this project in 2012 **120 (of 160)**
Agency Employees [full-time: 4/ part-time: 0 / volunteers: 300]
Partnership Agency: Monroe County Community School Corporation

Mission The Franklin Initiative (FI) is a program of the Greater Bloomington Chamber of Commerce (a 501(c)(3) organization) with the mission of "facilitat(ing) partnerships between business and school communities that increase student engagement and achievement through real world learning experiences that prepare them for future education and success." It began in 1999 to foster a new generation of lifelong learners who will be prepared to adapt to workforce needs that are no longer dominated by manufacturing jobs. Now, it works with local schools and involves more than 2,000 students in various activities including "career fairs, company tours, job shadowing, service learning, career panels, mock interviews, the Reality Store and the Graduation Coach Initiative. "

Project FI is requesting $12,000 in bridge-funding for the Graduation Coach salary for services at BHS South and North during the 2012-2013 school year. The Graduation Coach Initiative began in 2007 in the two local school districts "to directly address rising dropout rates (and,) after five years, (has been successful in) keeping students in school and on-track to graduation." Graduation Coaches are trained social workers who serve as mentors/advocates for 50-60 at risk students in grades 8-12 (i.e. those with a GPA of less than 2.0, low credit attainment, or ten or more absences). This means they meet regularly and develop supportive relationships with the students during the school year, monitor their grades and attendance, and connect with their parents. In overview, they: fill in the gap between duties and resources faced by school social workers and guidance counselors; follow the well-recognized Check & Connect model program; and achieved a retention/graduation rate of 89% for the 219 students served in 2010-2011. Approximately 60% of the participants are enrolled in the free or reduced-price lunch program.

Criteria

Need. The application cites the *2003 SCAN Report* for the need to address the problems of at-risk youth by expanding positive adult mentoring and role modeling programs and by also encouraging educational attainment.

One-Time Investment This is $12,000 request in bridge funding for the salary for Graduation Coach to make up for the loss a $55,000 annual grant from the U.S Department of Education (ending in June 2012) for the 2012-2013 school year. In a phone call, the applicant mentioned that they are actively seeking and optimistic about making up the loss of funding in future years from local businesses and others in the community.

Fiscal Leveraging The FI will leverage the $12,000 grant with $71,500 provided from various sources including an AT&T grant ($40,000), Chamber Foundation ($9,333), local financial institutions ($7,667), and others.

Broad and Long-Lasting Benefits. Keeping at-risk youth in school and helping them graduate will improve their chances of finding employment and raise their life-time earnings compared to those who drop out of high school. The application states that "converting a dropout to a graduate would yield a lifetime public benefit of $209,000 in higher government revenues and lower government spending."

Cost – *Amount Requested in Order of Priority*

Graduation Coach salary and fringe benefits	$12,000
TOTAL PROJECT COSTS *(Note: the number was rounded down to the lowest dollar.)*	**$12,000**
Other Funds	
Chamber Foundation	$9,333
Indiana University Credit Union ($6,667) and Fifth Third Bank Foundation ($1,000)	$7,667
AT&T Foundation	$40,000
Dennis shoup Memorial Foundation ($4,500) and Other Funding Commitments ($10,000)	$14,500
TOTAL PROJECT COST	**$83,500**

SSF Funding History
None

[15] HABITAT FOR HUMANITY

Materials Handling Equipment and Store Fixtures **$9,529**

City Residents Served in 2012: 6 of 11 families and 65 of 75 shoppers/day

Agency Employees [full-time: 3; part-time: 2/ volunteers: 50/week]

Mission

Habitat for Humanity of Monroe County (Habitat) is a non-profit, ecumenical Christian organization (affiliated with Habitat for Humanity International) with the mission of building simple, decent homes for and with people in need. They charge no interest, sell for no profit, and work with other housing organizations to eliminate homelessness and poverty housing in Monroe County. Since their inception in 1987, they have built 119 homes resulting in the housing of 118 adults and 180 children from low-income families. In addition, Habitat provides a nationally recognized homeowner education program and operates Restore which has recently moved to 2450 S. Henderson Street. Restore sells used building and household materials to raise money for Habitat, provide low-cost materials to the community, and recycle rather than land-fill these products. In 2011, Restore diverted 231 tons of materials from the landfill, recycled 28 tons of scrap metal, and repurposed over 528 gallons of paint.

Project

Habitat is requesting $9,529 to purchase various materials handling equipment, internal signage, and store fixtures to expand their service capacity by 25%. This materials handling equipment (including pallet jack, hand trucks, ramp, wheel risers, aerial lift, carts and scales) will allow staff and volunteers to move heavy items and reduce volunteer hours by 30%. The signage will improve the experience of shoppers and improve the efficiency of volunteers by 25%. Lastly, the portable wire shelving will provide an attractive, flexible means for displaying donated materials and increase the display shelving by 50%.

Criteria

Need. The *SCAN Report* identifies the need for safe and affordable housing in our community, especially opportunities for home-ownership by low-income families. It recognizes that 56% of the community pays a disproportionately high percentage of their income for housing and the problems low-income households face obtaining conventional financing for housing. It also, identifies households with incomes between 40% - 50% of Area Median Income as ineligible for assistance, yet unable to afford many necessary services.

One-Time Funding. This is a request for one-time funding that will increase the capacity of Habitat's Restore outlet by 25% in the coming year.

Fiscal Leveraging. Habitat will leverage this $9,529 request by providing all of the other expenses for assembling, installing and maintaining the purchased items. It will also provide staff to train the volunteers, and build and operate the equipment at a cost of $4,104. Further, it has 600 volunteers investing more than 2,400 hours a year in this program at a value of $92,104.

Broad and Long Lasting Benefits. The purchase of the materials handling equipment, internal signage, and shelving will improve the store capacity by 25%, attract more customers, and improve its operational efficiency. This, in turn, will provide more funds to the Habitat housing effort, divert more material from landfills, and increase the supply of affordable building materials in the community.

Cost – *Amount Requested in Order of Priority*

2 Vertical Panel Carts @ $349/unit	$698
2 Pneumatic Tire Handcarts @ $69/unit	$138
1 Pallet Jack @ $199	$199
1 Forklift Aerial Platform @ $608	$608
1 Apron Model Walk Ramp @ $1,308	$440
1 Pair of Aluminum Wheel Risers @	$1,308
20 Chrome Shelving Units with casters @ $198/unit	$3,960
11 Interior Bilingual Signs @ $52/unit	$996
10 Reconditioned Shopping Carts @ $67.50/unit	$675
Materials for Carts	$434.25
LCD Scale	$72.95
Total Amount Requested *(Note: Rounded to nearest dollar.)*	**$9,529**
Other Funds	
Habitat Contributions – including salary of Team Leaders and volunteer labor	*$97,958*
Total Cost of the Project	***$107,487***

SSF Funding History

1995	Denied	Pave Habitat street	$8,550
2000	Denied	Pay for Volunteer Coordinator	$25,000
2005	Granted	Purchase items for Re-Store facility which sells donated construction materials and uses revenues for its operations.	$10,000
2008	Granted	To help pay for the renovation of Campbell House for use by agency programs and staff	$4,000
2009	Granted	To help purchase a truck with lift gate for ReStore Facility.	$20,069.93
2010	Granted	To purchase a job site trailer, tools and to help purchase a truck for the Construction Leadership Program.	$17,000.00
2011	Granted	To pay for equipment for Construction Leadership Program.	$6,000.00

[16] HARMONY EDUCATION CENTER (HARMONY SCHOOL) Page # 243

Creating Community Responders **$5,176**

City Resident Served by the Program in 2012: 50/100 Trained |165/330 Served/day

Mission: Harmony Education Center (Harmony) began in 1974 and has the mission "to prepare young people with the skills necessary to live and contribute to a heterogeneous democratic country." It serves 200 students 3-18 years-of-age, with 44% of those students qualifying for the Free or Reduced Lunch Program. It has served as lead agency for Rhino's Youth Center over the years.

Project Harmony is requesting $5,176 to pay for First Aid/CPR/AED training equipment, materials and an instructor to train medical responders, and also to purchase and install an Automatic External Defibrillator (AED) device. The funds for training would amount to $3,427 and would cover the cost of the instructor ($816), 8 CPR training manikins ($2,000), supplies ($422), and instructional materials ($189). The request is characterized as a pilot project because the current, for-credit program will be expanded to include other Harmony students and their families and community participants. The request includes manikins because they are no longer being loaned-out locally by the American Red Cross or IU Rec Sports. The AED would cost $1,749 and be available for users of the school (which is made available for other purposes on a regular basis).

Criteria

Need. The application cites the *SCAN Report* for the need to provide outreach preventative health and wellness programs to low-income children and their families due to their inadequate and often late access to health care.

One-Time Investment. Part of the request is for the one-time purchase of an AED device for the school and the other part is for a mix of operational costs and equipment for a First Aid/CPR/AED training program. The bulk of the latter would go towards CPR manikins that are a one-time expense that are no longer available for loan by other local agencies. While the requisite plan for future funding was not addressed in the application, a call to the applicant confirmed that the cost of the training and materials would be picked up by Harmony in future years.

Fiscal Leveraging. This $5,176 request would be leveraged by approximately $2,517 in staff time and building, school, and medical supplies.

Broad and Long-lasting Effects. The investment in the AED device may save lives of those working, learning, or visiting the school. Along with helping save lives in an emergency, the Medical Responder Program will educate the participants about basic health topics and disease prevention and, thereby, can improve their response to medical issues and reduce the cost for the society as a whole.

Cost

Amount Requested in Order of Priority	
CPR Training Manikins (8 adults, 8 infants, 1 child & 1 adolescent)	$2,000
Automated External Defibrillator (AED) and Mounting	$1,749
First Aid/CPR/AED Medical Supplies	$422
First Aid/CPR/AED Instructional Materials	$189
Instructor Salary	$816
Total Amount Requested	**$5,176**
Other Funds	
Staff Time (for Instruction) and building, school and medical supplies)	*$2,517*
Total Project Cost	***$7,693***

SSF Funding History (Harmony as Lead Agency)

1994	Granted	Rhino's All Ages Club	Larger facility for adolescents' activities	$5,000
1995	Granted	Rhino's All Ages Club	Pilot outreach program	$4,500
1997	Denied	Harmony School	Replace playground equipment	$34,000
1997	Denied	Rhino's Youth Center	Rent and Salaries to cover a cut in funding	$10,000
1998	Granted	Rhino's Youth Center	Operate Graffiti Clean-Up; operating costs	$10,900
1999	Denied	Rhino's Youth Center	Food and supplies for bike trip	$3,000
2000	Granted	Rhino's Youth Center	To construct a radio studio at center	$2,000
2002	Granted	Rhino's Youth Center	To buy A/V editing equipment for after-school program	$8,264
2005	Granted	Rhino's Youth Center	Construct bathrooms and upgrade heating and cooling system.	$22,900
2008	Granted	Rhino's Youth Center	To purchase chairs for Rhino's youth center	$3,000
2009	Granted	To pay for installing a water line, improving a greenhouse, and constructing a tool shed at Harmony Education Center.		$5,873

[17] HOOSIER HILLS FOOD BANK, INC. **Page # 267**
Meal Share Program Equipment Replacement **$13,895**
City residents served by Program: 7 Agencies/43,620 lbs out of 19 Agencies/ 51,431 lbs (85%)
Agency [Employees - Full-time: 8; Part-time: 5/Volunteers: 2,894]

Mission
Hoosier Hills Food Bank, Inc.'s (HHFB) mission is to "collect, store and distribute surplus and donated food products to non-profit organizations with feeding programs that serve people of low-income, children and the ill. Through a network of nearly 100 partner agencies which include emergency food pantries, soup kitchens, shelters and youth programs, the food bank distributes over 3.2 million pounds of food annually." While its warehouse and administrative offices have been located in the county since 2010, the overwhelming majority of the food continues to go to agencies located within the City.

Project
HHFB is requesting $13,895 to purchase a commercial grade, Hobart dishwasher for its Meal Share program. The Meal Share Program collects food in a refrigerated van from restaurants, catering services, and licensed food kitchens (52 of 56 are located in the City) and either directly disburses the meals to the Community Kitchen and the Shalom Center or takes the food to its headquarters where it is repacked in family-size portions, labeled and frozen for distribution to partner agencies. Approximately 85% of the 51,431 pounds collected in 2011 went to agencies within the City. All the containers and utensils used in the repacking effort must be cleaned by a commercial hot-water/sanitizing dishwasher. The current one was purchased used in 1995 and will fail in the foreseeable future because critical parts are no longer made for it. In order to avoid the disruption of service, which might entail suspension of this program's operations for several weeks, HHFB wishes to use JHHSF monies to replace it.

Criteria

Need. The application notes that the *SCAN* Report and *Consolidated Plan* "recognize providing food to those in need as a high priority." In addition, HHFB provides food to other agencies that address other high priority needs in the community including youth services (Boys and Girls Crestmont Club and Stepping Stones), substance abuse (Amethyst House), domestic violence and low-income (Middle Way House), housing and homelessness (Martha's House, Shalom Community Center, the summer and winter low-barrier shelters), and other food distribution sites (Community Kitchen and Mother Hubbard's Cupboard).

One-Time Investment. This is a one-time request for $13,895 to purchase a commercial-grade dishwasher that will last for many years and is critical to the Meal Share Repackaging Program.

Fiscal Leveraging. The $13,895 investment of a dishwasher for the Meal Share Program will be leveraged by the recovery of food (which amounted to 51,431 pounds valued at $85,000 in 2011 - with 85% going to City agencies), 25 hours of transportation costs and two part-time staff every week, three-nights-a-week of volunteer time repacking the food (with 1,100 volunteers recorded in 2011), and 1,000s of disposable food handling and storing items every year.

Broad & Long-Lasting Benefits. In the long-run, this program "reduc(es) health problems, school and work absences, lack of concentration among school children and other concerns by ensuring access to adequate food and nutrition." It also provides a stable source of food to many social service agencies efficiently so that they may focus on their primary missions.

Cost *(Amount Requested in Order of Priority)*

Commercial Grade (Hobart) Dishwasher	$13,895
Total Amount Requested	**$13,895**
Other Funds	
Total Project Cost	*$13,895*

Note: HHFB had revenues about $950,000 in 2011 and well over $100,000 invested in the Meal Share program every year..

SSF Funding History

1994	Denied	Warehouse addition, freezer, cooler, capital expenses	
1996	Granted	Refrigerated truck	$3,800
1997	Granted	Equipment for Food Repackaging Room for meal rescue program	$9,200
1999	Granted	Cooler and condensing unit	$14,394
2000-June	Granted	One low-lift pallet truck and three sets of racking	$4,549
2001	Granted	To purchase food for city residents	$3,000
2004	Granted	Pay for renovations to the facility	$13,294
2006	Granted	To install lights, replace door, reinstall floor scale, and purchase safety equipment for two trucks.	$6,670
2008	Granted	To purchase a refrigerated cargo van for use in the Meal Share prepared food rescue program	$31,414
2010	Denied	Monroe County Parks and Recreation Department and Hoosier Hills Food Bank Garden and Orchard	$39,000
2011	Granted	To pay for salaries and equipment to expand capacity of their operations.	$10,750

[18] INDIANA LEGAL SERVICES, INC. Page # 281

Homeless Prevention Attorney (Bridge-Funding) **$ 16,000**

City residents served by this project in 2012: 95 (of: 110)

Agency Employees [full-time:8/ part-time: 2/ volunteers: 11]

Mission

Indiana Legal Services, Inc. (ILS) " provides free legal help to low-income people in Monroe County with urgent legal problems." It's mission is "(t)o use our resources to provide poor people with a wide variety of aggressive, quality legal services which will effectively help them gain equal access to the courts; empower them to control their lives; and impact on the major issues of poverty." ILS serves low-income people (less than 200% of federal poverty guidelines) and seniors age 60 and over.

Project

ILS requests $16,000 in bridge-funding to retain a Homeless Prevention Attorney after the current funding for that position ends this August and while additional funding is sought. ILS places a high "priority on solving legal problems that interfere with low-income households' housing" and "for almost a decade …has employed a Homeless Prevention (HP) attorney to work with persons at risk of losing their rental housing." In 2011, the HP attorney dealt with evictions from rental housing, termination of Section 8 vouchers, utility shut-offs and unsafe housing for 134 households (70% of which were in Monroe County). It provided valuable counseling to all of them and preserved housing in 66% of the cases. Since 2004, with the help of law students, the HP attorney has operated the Tenant Assistance Project (TAP) two days a week in Monroe County Circuit Court, helping more than 150 households in Monroe County last year. A call to the applicant confirmed that continuation of these services are in jeopardy because the Federal Legal Services Corp. funds for 2012 will be approximately 82% of the amount in 2010 – which is the first cut in these funds in over 30 years.

Criteria

Need.

The application mentions four well-identified areas of need addressed by ILS. The first is Homelessness Prevention, where the *Consolidated Plan* identifies legal services as a high-level, high-priority need especially in the current housing crisis. The second is Housing Affordability, where the *SCAN Report* found that low-income households have difficulty paying rent (which ILS addresses by keeping persons on vouchers and in public housing). The third is Housing Quality, where the *SCAN Report* found that about a third of those making less than $25,000 per year live in housing needing major repairs (which ILS addresses by assuring that the properties comply with State and local standards of habitability. The fourth is Utilities, where the *SCAN Report* found that almost half of households making less than $25,000 a year report trouble paying utilities (which ILS addresses by, among other actions, negotiating with the Utility companies).

One-Time Investment. This is a request for $16,000 in bridge-funding to retain the HP attorney until other funds are obtained. The application notes "significant cuts in federal spending" will prevent ILS from paying for this position after this August. In regard to a well-developed plan for future funding, the application outlined its efforts so far. Those efforts included securing $10,000 from the IU Maurer School of Law to continue TAP into 3013, using its position as a partner agency in the United Way to obtain funds for its homelessness work, and applying for an Equal Justice Works Americorps to address housing issues for veterans. In addition, ILS plans to seek matching funds from the Community Foundation and to form a medical-legal partnership.

Fiscal Leveraging. This $16,000 is currently leveraged by approximately $27,000 in ILS funds, $33,000 in other funds, and collaborations with numerous local poverty agencies.

Broad & Long-Lasting Benefits. ILS writes that "housing instability, homelessness and the needs of the homeless have significant spillover effects not only in the lives of individuals but in the community." By stabilizing the household's housing situation, the work of the HP attorney reduces the demand for emergency shelter and services, helps children stay in school, help adults find and keep jobs, and helps families obtain medical care.

Cost

Homeless Prevention Attorney Salary	$13,515
Loan Repayment Assistance Program (for Attorney)	$1,250
FICA	$1,034
Unemployment Insurance and Workmen's Compensation	$74
Operating Costs (postage)	$127
TOTAL AMOUNT REQUESTED	**$16,000**
Other Costs	
Indiana Legal Services (for salaries, contract services, and office operational costs)	*$27,212*
Other (for salaries)	*$33,284*
Total Program Costs	***$76,496***

SSF Funding History

2002	Granted	To pay for the salary of an attorney as well as printing	$20,000
2004	Denied	Call system/Off-site service	$15,000/$20,000
2005	Denied	Computer for District 10 Pro Bono Project	$1,835
2010	Denied	Homeless Prevention Wiki	$12,500

#19 INTERFAITH WINTER SHELTER **Page #293**
Sleeping mats, shipping costs and cleaning material **$12,146**
City residents served by this project in 2012 **Average 378 guests/week**
City-specific info not provided
Agency Employees [full-time: 0/ part-time: 2/ volunteers: 500]

Mission
"To provide a warm, safe place for homeless men and women to sleep during the winter months in Bloomington." In the 2011-2012 season, the shelters were open from 9p to 7a, 01 November to 15 April. Interfaith Winter Shelter (IFW) is a low-barrier shelter.

Last season, IFW averaged between 50 and 60 guests/night or 378 guests/week. This is a 30% increase over last winter.

Project
IFW requests funds to purchase 180 mats. The purchase of the mats will allow IFW to add three additional churches to the IFW collective. IFW also requests funds for shipping and for cleaning materials.

IFW writes that four churches participated in the project in the 2011-2012 season: First United, Trinity Episcopal, First Christian and First United Methodist. First United was unable to serve beyond the first week in April and First Presbyterian stepped in. Each church rotates as the shelter site during the week. IFW intends to add three more churches so that each church will serve as a site only one time per week. This will relieve the burden of existing church sites. IFW is in the process of identifying the additional churches.

Criteria
Need. Emergency shelter is a need cited in both the SCAN and HAND *2005-2010 Consolidated Plan*. Specifically, the *Plan* lists "emergency housing for homeless individuals a "high priority" IFW writes that it is the only low-barrier overnight shelter that does not turn people away if they have been drinking alcohol.

One-Time Investment. This is a request for one-time funding.

Fiscal Leveraging. Four local churches host the IFW and IFW is working on adding three more to the list. IFW has a number of community grants pending to help fund the 2012-2013 season.

Broad and Long-Lasting Benefits. IFW writes that it is the only low-barrier shelter in the community. IFW does not turn anyone away. This request responds to a growing need for a warm, safe place for adult men and women to sleep during the cold winter months which, if unanswered, can have dire consequences for individuals and lead to greater costs on the greater community.

Cost -- *Amount Requested – Ranked by Priority*

180 sleeping mats (60 mats/site)	$9,891
Shipping	$1,655
Cleaning materials	$600
TOTAL AMOUNT REQUESTED	**$12,146**
Other Funds	*0*
TOTAL PROJECT COST	$12,146

FUNDING HISTORY

2010	Granted	To buy washer and dryer; fund supplies and salaries & utilities	$15,193.75
2011	Granted	To purchase sleeping mats for the Interfaith Winter Shelter	$10,000.00

LifeDesigns Inc.: Housing Options II Essentials **$10,000**
City residents served by this project in 2012 **6 (of 6)**
Agency Employees [full-time: 202/ part-time: 117/ volunteers: 45]

Mission
To partner with people with disabilities and their communities to bring about self-directed and enriched lives through education, information and support. LifeDesigns (LD) in the product of a January 2012 merger between Options and Christole. LifeDesigns provides a complete spectrum of services in the areas of education, housing and employment.

Project
LD is requesting funds to furnish a new affordable housing duplex on Highland Avenue. LD is specifically requesting: a dining room table & six chairs, sofa, loveseat, six dressers, six headboards, six mattresses, washer, dryer and a television.

The duplex will provide a total of six bedroom units (three on each side.) Each resident will have his own bedroom and accessible bathroom. As four of the six anticipated occupants currently live in a group home and range in age from 43-58, this new facility will provide residents with privacy in a home more appropriate as they age. LD writes that the home could easily be transitioned into apartments in the future. LD will file a retention agreement, committing the property to the purpose of serving people with disabilities and those who have low incomes for the next 30 years. Construction will be complete in November 2012.

Criteria
Need
The Consolidated Plan: "Bloomington continues to suffer from comparatively law wages compromised further by challenging housing costs." In Monroe Co, over 48% of the population spends more than 1/3 of their income on housing, much higher than other parts of the State. LD points out that the figure is much worse for people with disabilities who can spend as much as 113% of their income on housing. LD points out that is has experienced significant loss of revenue in 2009 and expects further losses in 2012. LD is reliant on Medicaid reimbursement for 94% of its revenue. Since 2009, overall Medicaid rates and level of services for existing customers have declined by 17%.

One-Time Investment. Request is for one-time funding.

Fiscal Leveraging
LD has received support from Federal Home Loan Bank, IU Credit Union and HAND to build the new affordable housing units. It is seeking $3,477 from Duke Energy to help with the furniture purchase.

Broad and Long-Lasting Benefits.
LD entered the affordable housing market in 2007 and now supports 25 people. The Housing Options II Project will add a total of 10 new units (3 buildings) for a total of 22 units serving 40 people. LD writes that this request will "be creating a sustainable, on-going resource for our community and our most vulnerable neighbors."

Cost -- *Amount Requested – Ranked by Priority*

Dining table	*$ 520*
Dining chairs (6)	*972*
Sofa	*800*
Love Seat	*675*
Dressers (6)	*4,500*
Headboards/mattresses	*3,960*
Washer	*800*
Dryer	*800*
Large 42" TV	*450*
TOTAL AMOUNT REQUESTED	**$10,000**
Other funds	
Duke grant -- pending	*$3,477*
TOTAL PROJECT COST	*$13, 477.00*

SSF Funding History

Options

1997	Granted	Upgrading phone and voice mail system	$13,500
1998	Granted	Repair 1991 Club Wagon for client purpose	$3,000
2000-June	Granted	Materials, computer, and furniture for resource library	$5,000
2001	Granted	To purchase CPR training equipment to train staff	$4,966
2002	Granted	Materials for a program between Options and Center for Behavioral Health to address persons with dual diagnosis	$5,000
2003	Granted	Materials for resource library & speaker fees. Family Partnership	$1,725
2004	Denied	Career Exploration Day Transportation and Costs	
2005	Granted	Modify wheelchair accessible van for community participation program	$7,500
2006	Granted	To format and rebuild computers and install modems and software as part of the Equalizing with E-cycling program.	$4,000
2008	Granted	To purchase refurbished computers, modems and internet services to link between community living homes and the main office	$4,000
2010	Granted	To pay for software, training, video production and resource materials for the *Power Up* program.	$9,750.00
2011	Granted	Granted To purchase a scanner for the Electronic Records project	$3,100

Christole

2008	Granted	To help pay for the installation of a fire sprinkler system in the group home at 1701 Winslow Road	$3,500
2010	Denied	D-Spa Training Conference Lead Trainer	$2,000

#21 MARTHA'S HOUSE, INC. Page #319

Beds, Lockers & Laundry Equip for Renovation/Expansion **$14,720**

City residents served by this project in 2012 **200-250 (of 250-300)**

Agency Employees [full-time: 3/ part-time: 2/ volunteers: 12]

Mission

Martha's House (MH) is an emergency shelter for sober, dug-free adults. The mission of MH is to provide safe emergency shelter for men and women who are experiencing homelessness and who are working toward becoming self-sufficient productive citizens. Housing is provided for a maximum of 90 days. An estimated 100% of MH's clients are low- to very-low income.

Project

MH requests funds for furnishings as part of its expansion of the shelter. Previously, MH shared space at 917-919 S. Rogers with the Community Kitchen. With the Kitchen's relocation, the north half of the building is empty. MH has secured funding from Perry Twp. Trustees and CDBG to renovate this space in the interest of expanding shelter for women. Renovation funded by these organizations includes the installation of a sprinkler system and expanded toilet facilities and three new sleeping rooms. However, these renovation grants do not include the cost of furnishings. To furnish the expansion, MH requests funds for 6 bunk beds, 3 lockers and 12 locking night stands to secure personal property, 2 water heaters, 2 heavy-duty washer/dryer sets so residents can do their own laundry and two new heavy-duty, 80-gallon water heaters to service the expansion in the laundry and toilet facilities.

This expansion will allow MH to grow its emergency services to house 12 women. At present, MH provides shelter for 28 adults. Upon expansion, the facility will be able to house up to 40 adults, 12 women and 28 men. Four women will be provided bunk beds in each of the three new rooms. The women's area will be separated from the men's sleeping area by common areas and upgraded toilet facilities -- giving women much more privacy than they have currently. A small lounge will provide space for social gatherings and one room will be designated a quite room.

Criteria

Need. HAND's Consolidated Plan points to the need to provide funding to non-profit organizations serving low income individuals/families with basic emergency needs: food, shelther and health care. MH is the only emergency shelter in the area serving an all-single adult population of homeless people 12 months a year. MH works with other service providers to provide a continuum of care. MH also provide case work to residents in an effort to help residents obtain employment, health care and other services in the interest of achieving self sufficiency.

One-Time Investment. Request is for one-time investment.

Fiscal Leveraging. MH has secured funds from Perry Twp and CDBG for the renovation/expansion.

Broad and Long-Lasting Benefits.

MH not only provides emergency shelter to area adults, but it provides in-depth case management c/o a full-time case manager. "By creating a path towards self sufficiency, we are helping each resident create a better lie for themselves, to find the skills necessary for advancement, to secure a safe and secure future."

Cost -- *Amount Requested – Ranked by Priority*

Institutional bunk beds (6 @$718/ea)	*$4,308*
Lockers (3@ $250/ea)	*$ 750*
Locking Night Stand (12 @ $118)	*$1,416*
GE Washers (2@ $599)	*$1,198*
GE Dryers (2 @ $849)	*$1,698*
80Gallon HD Water Heaters (2@ $2,674)	*$5,350*
TOTAL AMOUNT REQUESTED	**$14,720**
Other funds	
Perry Twp.	*$190,000*
CDBG (approved, but pending release of funds)	*$ 50,000*
TOTAL PROJECT COST	*$255,000*

SSF Funding History

2004	Granted	Salaries and operational costs needed to operate 28-bed emergency shelter & facilitate a new self-sufficiency & outreach program	$17,823
2005	Granted	Salary for Assistant Director and House Managers of the Emergency Shelter program	$12,500
2006	Granted	To pay for personnel expenses for the Martha's House homeless shelter.	$8,000
2007	Granted	To pay for a commercial washer and dryer for the emergency shelter.	$2,400
2008	Granted	To cover personnel expenses as bridge-funding to operate shelter services	$16.000
2009	Granted	To pay for the salaries and benefits for Resident Advocates for the Emergency Shelter program.	$24,557.92
2010	Granted	To purchase and pay for the shipping of fourteen, two-drawer under bed storage units for the facility at 919 South Rogers Street.	$4,225
2011	Granted	To pay for salaries (bridge funding) for Emergency Shelter Program.	$22,000

22 MIDDLE WAY HOUSE, INC. Page #333

New Wings Emergency DV Shelter **$25,000**

City residents served by this project in 2012 **130 (of 250)**

Agency Employees [full-time: 20/ part-time: 31/ volunteers: 350]

BRIDGE FUNDING

Mission

To end violence, both structural and interpersonal, in the lives of women and children. From a crisis line in 1971, Middle Way House (MWH) grew in response to the identified needs of victims of abuse and now provides 24-hour crisis intervention, emergency shelter, transition and permanent housing, life skills development and personal growth activities, legal advocacy, pre-employment training, placement assistance and supported employment, comprehensive programming for children and youth, violence prevention and professional development training.

Project

MWH requests bridge funding to cover salaries of two part-time overnight staff at its 24-hour New Wings Emergency Shelter for one year. MWH was not awarded CDBG funds this year and asks for JHSSF funds to close the gap. MWH writes that the requested amount "does not begin to cover the expense of 24-hour emergency shelter coverage, which is closer to $170,000." MWH continues, "[w]ith more than 49% of shelter night going to Bloomington residents, $25,000 in bridge funding is more than justified."

Staff at New Wings are trained advocates who take crisis calls and arrange transportation for victims of abuse 24 hours a day, 365 days a year. There is not waiting list and there are no barriers to receiving a safe place to spend days and nights. The advocate admits women and children to the facility and sees to their immediate needs (calming talk, food, medication, clothing, diapers, etc.). The orient the family, settles them in, conducts the first stage of intake, identifying urgent needs. The advocate responds to residents as needed and handles any emergencies that may arise. The advocate also monitors the security of the shelter.

Criteria

Need. HAND's *Consolidated Plan* ranks services for battered and abused spouses as a "high priority." The *Plan* refers to MWH as part of an anti-poverty strategy, and points out that MWH provides a safety net and offers self-sufficiency programs, life skills education, formal education assistance, crisis counseling and case management – all services provided for by New Wings. MWH also provides, food, legal assistance, youth programming, transportation, employment training, childcare and health-related services.

One-Time Investment. This is a request for operational bridge funds in response to not being awarded CDBG funds this year. MWH writes that JHSSF funds will help MWH continue its work until CDBG funds are restored or an alternative funding source is identified.

Fiscal Leveraging.

MWH writes that it has a long history of bringing in dollars from other sources. On average, MWH brings in $6 from outside sources for every local dollar granted. In 2011, this figure was even higher: $6.25 from outside sources for every local dollar. MWH writes that, "[w]e will continue to apply for grants and we will try mightily to maintain the ratio, but there are many grants that we will not qualify for if we cannot demonstrate that the local government places a high value on the work we do."

Broad and Long-Lasting Benefits. MWH points out that domestic violence is costly to communities. Victims are much more likely to need mental health and substance abuse services, emergency and continuing medical attention and police intervention. Victims tend to be less productive workers and the dynamics of an abusive relationship often lead to missed rent payments, lost public benefits and crime.

Cost -- *Amount Requested – Ranked by Priority*

Two part-time overnight staff – New Wings	
$12/hr x 1042 hrs. x 2 staff	$25,000
TOTAL AMOUNT REQUESTED	**$25,000**
Other funds	
DVPT	*$78,000*
Federal Family Violence Grant	*$63,323*
Social Services Block Grant	*$123,792*
TOTAL PROJECT COST	*$308,686*

SSF Funding History

Year	Status	Project	Amount
1996	Denied	Facility Addition - Daycare	$50,000
1997	Granted	Addition and renovation of child care facility	$51,000
1998	Granted	Renovate existing building to meet new building code	$9,925
1999	Granted	Equipment for food area	$11,850
2001	Granted	To pay rent and utilities for city residents at risk of being dislocated	$32,884
2003	Granted	Subsidize childcare costs for low-income households within the City	$20,000
2004	Granted	To subsidize child care services for low-income during the summer months	$15,000
2005	Granted	Caseworker salary for Emergency Services program	$16,000
2007	Granted	To subsidize affordable childcare costs for working families residing in the City.	$28,080
2010	Granted	To purchase cots, cot carriers, cot name plates and emergency kits for the Affordable Childcare program	$5,540.53
2011	Granted	To pay for electrical improvements and cold storage equipment for the Emergency Food Pantry.	$11,000

#23 MONROE COUNTY CASA, INC. Page #341

Purchase CASA Manager Database System **$4,615**

City residents served by this project in 2012 **240 (of 340)**

Agency Employees [full-time: 4/ part-time: 3/ volunteers: 120]

Mission

Monroe County CASA (Court Appointed Special Advocates) provides advocacy services to children who are caught up in the local court system due to abuse and neglect. These services are provided by carefully-selected and trained volunteers who operate with the coaching and supervision of paid staff. CASA's goal is to hold parties accountable and ensure that children attain safe, permanent homes as quickly as possible. The local CASA has been operating since 1983 and has experienced a continually-increasing caseload. In 2011, CASA volunteers advocated for 323 children.

Project

CASA requests funds to purchase seven perpetual licenses for a database software system, funds for data transfer to the new software and two years of unlimited technical support. Historically, National CASA has provided local CASAs with updates and support for their case management software, COMET. In December 2010, the national office announced that it would no longer do so. This shifted the burden of software update and support to individual agencies.

To prepare for the shift, the local CASA researched databases. There are few that meet the particular needs of CASA. One that does is a program created for CASA agencies, called CASA Manager. With CASA Manager, all data says in the local office, under local CASA control.

CASA writes that CASA Manager will provide a data collection system that is:

- reliable and stable
- user-friendly, accessible and affordable
- enables CASA to retrieve reliable reports
- enables CASA to report on program outcomes and the impact CASA advocacy has on children in need.

Criteria

Need.

SCAN points out that "those working with children see an urgent need to streamline the system. Currently…CASA, estimates it is only serving 30% of the children who need their services. There is growing concern that allowing time to pass before addressing a problem or settling a case can be especially detrimental to children who are still developing mentally, physically and emotionally." CASA points out that while it is now serving a higher percentage of the abused and neglected children in Monroe Circuit Court since the *SCAN* report, these positive changes also encumbered the CASA program with a higher case load and minimal increase in funding. Of March 2010, CASA had 32 children on the waiting list for a volunteer. The staff is currently supervising 115 cases involving 205 children. Prior to 2008, CASA's maximum case load was 75.

One-Time Investment. Request is for one-time investment. There is no annual fee. The license is perpetual.

Fiscal Leveraging. "Since CASA service are required by law, local government would be required to budget for attorney services at a rate of at least $60 per hour. CASA volunteers contribute more than 10,000 hours of service per year to the court and Bloomington's most vulnerable children, creating an estimated savings to the community of $479,000."

Broad and Long-Lasting Benefits.

CASA writes that child abuse has both immediate and long-term ramifications for the community, including significant financial burdens. According to recent research, maltreatment ~doubles the probability of engaging in many types of crime. CASA points out that the "current financial instability of the country has a greater change to negatively impact the families and children CASAs serve which, in turn, will inevitably increase the demand from the community for child advocacy services." A U.S. Department of Justice audit of CASAs concluded that a "child with a CASA volunteer is less likely to reenter the child welfare system. The proportion of reentries is consistently reduced by half." CASA writes that their work prevents later drains on social services and prevents juvenile and adult crimes.

Cost -- *Amount Requested – Ranked by Priority*

CASA Manager & FileMaker Pro licenses X7	*$2,415.00*
Data Transfer from Other Software	*$ 500.00*
Unlimited Technical support for two years ($850/year x2)	*$1,700.00*
TOTAL AMOUNT REQUESTED	**$ 4,615.00**
Other funds	*0*
TOTAL PROJECT COST	*$ 4,615.00*

Funding History

1995	Denied	Renovation for office, conference room and storage	$2,500
2000	Granted	Hire staff for tracking services and measuring outcomes	$3,200
2009	Granted	To pay for rent, salary, and volunteer training for Court Appointed Special Advocates program.	$8,066.76
2011	Granted	To pay for computers and presentation equipment to help recruit and train volunteers.	$1,600

#24 MONROE COUNTY UNITED MINISTRIES, INC. Page #349

Roof Replacement for Emergency Services Building **$17,500**

City residents served by this project in 2012 **2,870(of 4,100)**

Agency Employees [full-time: 18/ part-time:15/ volunteers: 250+]

Mission

MCUM, "is a nurturing organization serving working families and those in distress by assisting with emergency needs and subsidized childcare. We provide quality education and a safe place for children, basic needs assistance for the poor and community service opportunities."

Project

MCUM requests funds to replace a roof on the building that houses its Emergency Food Pantry, caseworker and administrative offices. The current roof is 22 years old and rotting decking has created a large low spot in the roof. This has created pools of water that will soon lead to leaks and more rot. MCUM requests materials and labor for a new Duro-Last roof, insulation, decking and a ventilation system. MCUM's current roof was manufactured by Duro-Last and has out-lasted its warranty by seven years. The failure of the roof was triggered by the introduction of moisture from unrelated systems.

The new roof comes with a 15-year warranty, is Energy Star-rated and will be installed with new insulation with an increased R-value (a measure of thermal resistance). The roof's white roof is reflective and will bring about more utility savings.

The roof will be installed as soon as funding is secured and weather permits (early summer to late fall). Installation will be completed within 8 days. Business is expected to continue as usual during construction.

MCUM writes that the project cannot be divided into fundable elements. Partial funding would move MCUM closer to the goal of roof replacement but would require the agency to take out a loan to cover the balance. "Our reserves, which would normally cover a small portion, have already been severely taxed by other funding losses and increased expenses, forcing us to cut services."

Criteria

Need. HAND's *Consolidated Plan* states that the City's priority strategies include working to "[p]rovide funding to non-profit organizations that serve low income individuals/families with their basic emergency needs: food, shelter and health care" and to "[p]rovide funding to non-profit organizations that provide a safety net for community members in need." MCUM also points out that its' emergency services program is both a form of intervention and of prevention. "By helping families cope with a difficult time. . . we help families regain self-sufficiency and avoid long-term struggles that might include homelessness, incarcerations, and other challenges that are difficult to recover from and are expensive for the community to address."

One-Time Investment. This is a request for one-time funding.

Fiscal Leveraging. MCUM has secured $25,000 from CDBG – Physical Improvements for the roof. In addition, MCUM works in partnership with a number of community organizations to connect a large volume to those in need. Along with Twp. Trustees, MCUM provides rent and utility assistance and over 86% of the food and supplies in its food pantry are donated from community members. MCUM also works in cooperation with Opportunity House to provide clients with clothing and household necessities.

Broad and Long-Lasting Benefits. A new roof will allow MCUM to continue its work unaffected by leaks and structural concerns. The MCUM program as a whole addresses immediate emergency needs, prevents long-term crises and encourages self-sufficiency – resulting "families with housing, children with food and clothing, adults with the resources they need to regain their stability, and a healthier community overall."

Cost -- *Amount Requested – Ranked by Priority*

Roof replacement	$17,500
TOTAL AMOUNT REQUESTED	**$17,500**

Other funds	
CDBG Physical Improvements	*$25,000*
*TOTAL PROJECT COST**	*$42,500*

* *Note that the contractor's estimate included in the application cites permit fees. The Monroe County Bldg. Dept. advises that permits are not necessary for this work. Permit fees have been eliminated from the above total cost.*

SSF Funding History

Year	Status	Project	Amount
1996	Denied	Facility Addition - Daycare	$50,000
1997	Granted	Addition and renovation of child care facility	$51,000
1998	Granted	Renovate existing building to meet new building code	$9,925
1999	Granted	Equipment for food area	$11,850
2001	Granted	To pay rent and utilities for city residents at risk of being dislocated	$32,884
2003	Granted	Subsidize childcare costs for low-income households within the City	$20,000
2004	Granted	To subsidize child care services for low-income during the summer months	$15,000
2005	Granted	Caseworker salary for Emergency Services program	$16,000
2007	Granted	To subsidize affordable childcare costs for working families residing in the City.	$28,080
2010	Granted	To purchase cots, cot carriers, cot name plates and emergency kits for the Affordable Childcare program	$5,540.53
2011	Granted	To pay for electrical improvements and cold storage equipment for the Emergency Food Pantry.	$11,000

#25 MONROE COUNTY YMCA

ADA Compliant Aquatic Lifts **$ 19,497**

City residents served by this project in 2012 **14,400(of 18,000)**

Agency Employees [full-time: 23/ part-time: 269/ volunteers: 324]

Mission

YMCA is a volunteer-founded and led organization whose mission is to put "Christian principles into practice through programs that build a healthy spirit, mind and body for all."

In 2011, the YMCA provided more than $287,549 in scholarships, subsidies and outreach efforts to low-income individuals and families. 25% of the Y's clients are are on financial assistance. The Y gives memberships to more than 650 disabled and social service clients from 20 community agencies, such as Options (now LifeDesigns), Stonebelt and the Proton Therapy Center.

Project

The Y requests three ADA-compliant lifts for three pools. One each for its warm water pool, its lap lane pool and its family hot tub. The revised ADA standards for accessible design went into effect in March 2011 and require accessible means of entering and exiting pools (e.g., lift or slope entry, and either a transfer wall, transfer system or pool stairs.)

More than 4,500 young children, 780 people with disabilities, and 3,200 older adults rely on the Y, particularly the Y's pools. The Y is the only public facility that offers indoor warm water pool access. The Y provides many aquatic programs, including those targeted to older populations who may suffer from osteoarthritis, fibromyalgia and osteoporosis. Its adapted aquatics program is the longest running and most successful adapted program. The Y writes that "[c]hildren on the autistic spectrum particularly benefit from this program."

Criteria

Need. According to SCAN, "[t]he funding of ADA compliance projects for public facilities where special needs populations are served is a continuing commitment." SCAN also states that the elderly, people with disabilities and young children are more susceptible to "falling through the cracks" of the social services network.

One-Time Investment. This is a request for one-time funding.

Fiscal Leveraging. Not addressed.

Broad and Long-Lasting Benefits. The purchase of the lifts will improve the quality of life for many City residents and will reduce chronic disease symptoms for the elderly.

Cost -- *Amount Requested – Ranked by Priority*

PAL Portable Aquatic Lift (ADA compliant) – warm water pool	$6,499
PAL Portable Aquatic Lift (ADA compliant) – lap lane pool	$6,499
PAL Portable Aquatic Lift (ADA compliant) – family hot tub	$6,499
TOTAL AMOUNT REQUESTED	**$19,497**
Other funds- 0	
TOTAL PROJECT COST	*$19,497*

SSF Funding History

2010	Granted	To provide subsidies for low-income City of Bloomington residents for participation in the *Diabetes Prevention Program*	$6,700

#26 MOTHER HUBBARD'S CUPBOARD

Freezer Storage for Food Pantry Program **$ 9,500**

City residents served by this project in 2012 **3,848(of 6,414)**

Agency Employees [full-time: 4/ part-time: 1/ volunteers: 160]

Mission

Mother Hubbard's Cupboard is a community food pantry whose mission is to provide wholesome, healthful food to people in need as well as nutrition and gardening education and to provide services in ways that build community while enhancing the dignity, respect and self-care of all involved. In 2011, MHC provided groceries to 6,232 unduplicated clients for 107,582 (duplicated) total instances of services (a bag of groceries) and redistributed 1,037,966 pounds of healthy food. MHC is the largest agency partner of Hoosier Hills Food Bank (HHFB), distributing 31% of HHFB's food in 2011. All of MHC's clients meet CDBG income eligibility guidelines. One-third of its clients are children under age 18, 6.5% of its clients are ill or disabled. In its 2011 survey, 94% of respondents said that their household experienced less hunger by shopping at MHC.

Project

MHC requests $9,500 to purchase two freezer units for the Food Pantry program. The food Pantry is open M-F, 4p-6p. One of the requested freezers would replace a donated freezer for which parts are no longer available. The second freezer would double MHC's freezer capacity.

The two freezers would greatly increase MHC's ability to offer healthy, whole foods. Currently, MHC can offer frozen items for about 30 minutes of its 2-hour pantry shift, due to limited frozen storage capacity . By doubling its frozen storage, MHC would be able to provide more meat and meal shares from HHFB to its patrons. In its 2011, over 60% of respondents indicated that they would like more access to meat.

MHC writes that over the last 6 years, it has doubled the number of bags of groceries distributed annually from 59,759 to 107,582. The addition of the two new freezer units will help them keep pace with the demand for emergency food assistance.

Criteria

Need. Both *SCAN* and HAND's *Consolidated Plan* make clear that emergency food services are one of the community's urgent social service needs. MHC cites the *Plan's* priority to "provide funding to nonprofit organizations that serve low-income individuals and families with their basic emergency needs: food, shelter and health care." According to the *Plan*, MHC is the second most-utilized agency in the general assistance category. *SCAN* reports that 17% of all households and 50% of low-income households reported problems having enough money for food. According to *Feeding America*, the overall food insecurity rate for Monroe County is 16.3%, but the child insecurity rate is higher – 21.4%.

One-Time Investment This is a request for one-time funding.

Fiscal Leveraging MHC is the largest agency partner of HHFB – distributing 30% of HHFB food. Recently, MHC began partnering HHFB in purchasing wholesale bulk food. In 2011, MHC's in-kind food donations were valued at $106,028. Perry Twp. Trustees provide in space valued at an annual rent of $15, 760. Over 160 regular volunteers contribute an average monthly total of 615 hours. Over 80% of the volunteers are also patrons.

Broad and Long-Lasting Benefits. Good nutrition is essential to the long-term health of MHC patrons. According to the USDA, the CPI in that past year has increased by 3.9%; however, the increased price index for meat, poultry, and seafood is much higher – 5.9%. By decreasing food insecurity among households, MHC also helps to develop a healthy, well-nourished community.

Cost -- *Amount Requested – Ranked by Priority*

T-49 solid door freezer unit	$4,000
GDM-49F glass door freezer unit	$5,300
Estimated shipping costs	$ 200
TOTAL AMOUNT REQUESTED	**$9,500**
Other funds- 0	
TOTAL PROJECT COST	*$9,500*

SSF Funding History

Year	Status	Project	Amount
1999	Granted	Refrigeration unit	$1,029
2000-Oct.	Granted	To establish a new Southside food pantry in concert with the Community Kitchen and the Perry Township Trustees	$9,000
2002	Granted	To fund a new nutrition education program	$5,000
2006	Granted	To pay for the purchase and installation of one two-door freezer unit and one two-door refrigeration unit.	$6,670
2008	Granted	To provide bridge-funding to pay for salaries to operate the Mother Hubbard's Cupboard community food pantry	$24,000
2009	Granted	To help purchase a cargo van for the Food Pantry program	$28,650.00
2011	Granted	To help purchase a van for the Garden and Nutrition Program.	$2,700.00

#27 NEW HOPE FAMILY SHELTER, INC. Page #407

The 301 Project **$11,502.58**

City residents served by this project in 2012 **34 (of 44)**

Agency Employees [full-time: 1/ part-time: 4/ volunteers: 30+]

Mission

New Hope (NH) is an emergency shelter for families with children. The mission of NH is to provide temporary shelter for homeless families in Bloomington and Monroe County and, in collaboration with other agencies, to help those families regain housing by addressing the problems that led to homelessness.

NH opened in July 2011 and in that time has sheltered 17 families with a total of 22 adults and 22 children. Of the 17 families served, 10 have made significant progress toward self sufficiency, 3 remain at the shelter and 4 have left without significant progress. The average stay is 36 days.

Project

NH requests funds to renovate a second shelter house at 301 W. 2nd. The property is owned by IU Health Bloomington. IU rents the property to NH for $1/mo. NH specifically requests funding for: installation of new windows in bedrooms; upgrades for two bathrooms; furnace and AC repair and cleaning and a security system with cameras. The full scope of the renovation also includes replacement of the rear deck, upgrading electrical work, trash removal, a bike rack and a door to be constructed between the kitchen and the common room.

Currently, NH provides three units at its main shelter and two additional units in a rental apartment off site. NH's lease for the apartment expires in July. Instead of renewing the rent ($650 mo + utilities), NH intends to shift its satellite housing to the 301 W. 2nd address. With 4 or 5 bedrooms, 2 baths, 2 common rooms, an office, a laundry and a large kitchen, this house will add space for four families (an addition of 2 families beyond NH's current primary site + apartment configuration). The 301 site is located one block from the main NH shelter and will allow staff to supervise resident families closely as they work on their plans to regain self-sufficiency. NH intends to add a part-time caseworker to 301, volunteer day staff and possibly overnight paid staff.

NH advises that it's proposed merger with Martha's House will have no effect on improvements at 301. NH explains:

> Martha's House will continue to shelter homeless adults at its Rogers St. facility and people who are both disabled and chronically homeless, including some families, in its transitional housing Bridges program, and New Hope will continue to provide emergency shelter for homeless families at its two locations on W. 2nd St. Transitional housing serves clients for up to 2 years, and emergency shelter for up to 90 days, so that these are separate programs, which are sometimes complementary. For example, one family sheltered at New Hope qualified for and moved into a Bridges program house. (e-mail communication)

Criteria

Need. Both HAND's *Consolidated Plan* and SCAN identify the need for a family shelter as a gap in the social services system. NH is the only shelter in Monroe County that serves intact families (families with single father or mother & father.)

One-Time Investment. Request is for one-time investment.

Fiscal Leveraging. The hospital is renting 301 W. 2nd to NH for $1/mo. This agreement extends for four years with the possibility of an additional four years. NH estimates that the rent for the home is valued at $1,500/month. Utilizing this structure means that NH no longer needs to rent an additional apartment (@$650/mo). NH will pay for utilities at 301 estimated at an average of $800 a month for electricity, natural gas, TV and internet service, and water/sewer service for about 12 people at a time, plus staff. Labor for replacement of deck & stairs will be donated. NH plans to launch a fundraising campaign, *A Day of Hope*, to fund the added operating expenses of this facility.

Broad and Long-Lasting Benefits. "The key role of JHSSF support will be to expand the number of shelter units available to homeless families in Bloomington and Monroe County toward the level needed in this community."

Cost -- *Amount Requested – Ranked by Priority*

Enlarge openings and install new windows.	*$3,500.00*
Contractor	*$3,125.00*
Upgrades for 2 bathrooms including all fixtures, new hot water heater, relocate washing machine and dryer vent	*$3,065.58*
Furnace & AC repair & cleaning	*$612.00*
Security system with cameras	*$1,200.00*
TOTAL AMOUNT REQUESTED	**$11,502.58**
Other funds	
Psi Iota Xi	*$2,500.00*
To be identified	*$3,123.06*
TOTAL PROJECT COST	*$17,125.64*

SSF Funding History

2011	**Granted**	To construct a handicapped accessible bathroom and laundry at the 409 W. 2nd St. facility	**$14,000**

#28 NEW LEAF, NEW LIFE, INC. Page #421

Part-time Facility Manager for Transition Program **$12,000**

City residents served by this project in 2012 **est. ~384 (of 480)**

Agency Employees [full-time: 0/ part-time: 1/ volunteers: 40]

Mission

New Leaf, New Life's (NL)'s missions is to reduce recidivism of inmates in the Monroe County jail and to make the jail calmer and safer for inmates and staff. NL operates a number of therapeutic programs in the jail, including a recovery program, GED and job prep programs, problem solving, women's support and transition planning and support.

Project

NL request funds to employ a part-time manager to direct transition programs at its new transition site.

NL has provided a limited amount of transition support upon release. However, the Perry Twp. Trustees have recently provided NL with a convenient location to site these support services. The addition of the space will allow NL to expand services to recently-released inmates. NL's transition services help a released inmate determine his/her needs, identify ways to meet those needs, and facilitate access to services. Volunteer counselors who meet with inmates prior to release, continue to provide counseling at the transition facility. Job counselors meet with NL clients there and support groups meet in the facility.

At present, NL's existing program director is fully occupied with its in-jail programs. The director has been unable to add adequate supervision of the new facility to her workload, despite her efforts to do so. Currently, the facility is run by volunteers and NL advises that this has been problematic. A part-time transition manager would additional volunteers and develop new services. NL writes that "the facility needs to be open on a regular schedule and staffed with persons who possess a wide range of capabilities." A part-time facilities manager would recruit, schedule and supervise volunteers.

Criteria

Need

NL points out that many inmates are released back into the community without a support system. Persons released from jail are vastly disadvantaged and underserved. These residents have no job, no place to live and many have no family. Without a support system, many return to the activities that caused their incarnation. NL advises that one of the most effective ways to reduce recidivism is to provide transitional services to recently-released inmates to help them secure, housing, education, employment, addictions treatment and other services.

One-Time Investment. NL writes that this is a pilot project to expand transition services. If successful, it will seek grants from other sources to continue the program.

Fiscal Leveraging

NL has secured space from the Perry Twp. Trustees and expects donations and volunteer hours to help support the program.

Broad and Long-Lasting Benefits. The transition program promises to reduce recidivism, reducing both a financial and security burden on the community.

Cost -- *Amount Requested – Ranked by Priority*

Compensation – Part-time facility manager	$12,000
TOTAL AMOUNT REQUESTED	**$12,000**
Other funds	
Facility – donated by Perry Twp. Trustees	*$8,000*
Donations	*$4,000*
Volunteer hours – valuation	*$5,000*
TOTAL PROJECT COST	*$29,000*

SSF Funding History

2005	Denied	Personnel, office, office supplies	$10,000
2006	Denied	Inmate Transition Program	$23,000
2007	Denied	Families & Child. of Incarcerated Parents	$14,100
2008	Withdrawn	Hal Taylor House	$ 6,270
2009	Granted	Therapeutic Jail and Reentry Programs (Bridge Funding)	$14,577.96

#29 PEOPLE & ANIMALS LEARNING SERVICES (PALS) Page #431

PATH Intl. Equine Specialist Training & Certification **$2,644.95**

City residents served by this program in 2012: 15-30 (of:15-30)

Agency Employees [full-time: 3/ part-time: 1/ volunteers: 150]

Mission

PALS provides high-quality, safe, educational, fun and therapeutic animal assisted activities such as therapeutic horseback riding, hippotherapy, animal care and pet encounter therapy to children and adults with physical, learning, cognitive or emotional disabilities. Since 2000, PALS has provided 15,700 therapeutic riding lessons. PALS is the only therapeutic riding center in the Bloomington area accredited by the North American Riding for the Handicapped Association .

Project

PALS is requests $2,644.95 to send two of its therapeutic riding instructors to a conference in Loveland, CO in October 2012 so that the instructors may be certified as Equine Specialists in Mental Health and Learning. Requested funds would cover cost of registration and testing, roundtrip airfare, lodging, car rentals and meals.

PALS writes that they are seeking this certification in an effort to provide a wider variety of therapeutic program opportunities for at-risk youth and their families. The Equine Experiential Education and Equine Assisted Psychotherapy program are "designed to provide youth and their families with skills essential for strengthening bonds, enhancing trust and communication and improving the overall relationships within the family unit and may serve not only as an early intervention mechanism, but may also be used to provide assistance for youth and families already facing significant challenges." In order to provide Equine Experiential Education and Equine Assisted Psychotherapy , of 2011, facilitators are required by PATH Intl. to obtain and maintain special certification, the Equine Specialist in Mental Health and Learning distinction by the year 2013, which is designed specifically for centers interested in offering un-mounted mental health and learning sessions.

PALS writes that "[t]his approach has been compared to the ropes courses used by therapists, treatment facilities, and human development courses around the world, but EAP has the added advantage of utilizing horses, dynamic and powerful living beings. Potential Client groups examples: victims of domestic violence, veterans and their families, and children who have experienced abuse."

PALS currently only provides therapeutic horseback riding opportunities which while designed to contributing positively to cognitive, physical, emotional and social well-being of people with disabilities, cannot always meet the goals or needs of our clients who can benefit more from the experiential opportunities and learning programs. The certification and additional programs will thus allow us to serve a variety of new populations and expand our reach within the Bloomington community.

Obtaining this certification requires attendance at a 3-day training workshop. Workshops are limited in number, are led by PATH Intl, and are designed to cover all components of treatment planning, session facilitation, volunteer management, equine interaction and program assessment.

PALS writes that its collaboration with Big Brother Big Sisters in Project LEAD, makes the requested certification even more relevant.

Criteria

Need. SCAN suggests a need for programs that allow greater incovlement by youth allowing them to develop organizational and leadership skills. In addition, support and recognition of the challenges faced by parents and opportunities to provide training related to parenting skills is essential to ensuring their success." PALS also points to the need for early intervention to break the cycle of family dysfunction.
One-Time Investment This is a request for one-time training.
Fiscal Leveraging. $250 from PALS continuing education fund.
Broad and Long-Lasting Benefits. Certification allows the certified instructors to "develop and facilitate programs that can improve the quality of life of a large number of Bloomington youth and their families and . . . to develop additional programming to meet the ever changing needs of the community."

Cost

PATH Intl. Equine Specialist Wrkshp/Cert. Fee	1,198.00
Rountrip Airfare – Indy to Denver	544.00
Lodging (4 nights)	360.00
Rental Care (4 days)	422.95
Meal	120.00
TOTAL AMOUNT REQUESTED	**$2,644**
Other Funds	
PALS	$ 250
TOTAL PROJECT COST	***$ 2,894***

FUNDING HISTORY

Year	Status	Project	Amount
2003	Granted	Purchase and install two hydraulic mounting lifts to be used for and owned by the PALS therapeutic riding program	$3,400
2005	Denied	Leadership camp & copier	$3,300
2006	Denied	Therapeutic Arena Props and Special Horse Tack	$1,435
2007	Denied	Sponsorship for therapy horse	$3,900
2010	Granted	To provide scholarships for at-risk and disadvantaged youth	$3,453.57
2011	Denied	T@P: Teens At PALS	$3,000

#30 PLANNED PARENTHOOD OF INDIANA, INC. Page #455

Love, Sex, and the Freshman 15 **$ 4,975**

City residents served by this project in 2012: 274 (of:274)

Agency Employees [full-time: 117/ part-time: 43/ volunteers: 170]

Mission

Planned Parenthood of Indiana's (PPIN) mission is "to provide comprehensive reproductive health care – confidently, compassionately, affordable: to protect through prevention – educating honestly and confidently, compassionately, affordably; to protect through prevention – educating honestly and accurately; and to support those who need us most – without bias or judgment, without fear, without fail." In 2011, Monroe County PPIN served 5,646 unduplicated patients. The PPIN health education in Bloomington collaborated with agencies such as Middle Way, LaCasa, Stepping Stones, Harmony and IU to provide sexual health education to 1,239 residents ages 12-24 years, parents & educators. 69% of PPIN clients are at or below 150% of the federal poverty level.

Project

PPIN requests funds to launch an educational series, *Love, Sex and the Freshman 15*. The program will target young adults over a series of four interactive session during which participants will learn about healthy sexual relationships, myths about contractive practices, sex practices, GLBT issues and contraceptive methods. They will also learn strategies to develop good communication skills, increase self esteem, and decrease risk of STDs.

Working in cooperation with IU, PPIN will hold a total of 12 sessions, August-December 2012. Participants who complete all 4 sessions and are interested in getting tested for STDs, will receive coupons for free testing for chlamydia and gonorrhea. Those who test positive will have the opportunity to receive treatment. PPIN will conduct pre- and post- tests to discern the effectiveness of the program.

Criteria

Need. While young people account for only 25% of sexually-active adults, they account for nearly ½ of all STDs. The CDC indicates that persons 15-19 years old have the highest prevalence rates of many STDs. The State Dept of Health's *Indiana State Improvement Plan* (2011-2016) has identified reducing the burden of STDs, HIV and viral hepatitis as one of the six health priorities for the State.

- According to a Univ. of Wisconsin/Rbt. Wood Johnson Foundation study, residents of Monroe County remain at risk of STDs and have inadequate social support.
- HAND's Consolidated Plan points out that it is important to provide funding to organizations while provide services to vulnerable populations.
- The Guttmacher Institute reports that even though most young adults have received instruction about STDs, HIV or abstinence, about 1/3 had not receive any formal instruction about contraception.
- CDC reports that almost half of Hoosier adolescents have had sexual intercourse; 1/3 are currently sexually active. While almost 90% have learned about HIV and AIDS in school, only 58% report using a condom during their last sexual encounter.

One-Time Investment. This is a request for one-time funding. PPIN says it intends to solicit support from the Community Foundation to continue this educational program.

Fiscal Leveraging. Other costs associated with PPIN's comprehensive sexual education programs will be covered by PPIN and other funding sources, including a grant from the Sara and Albert Reuben Trust.

Broad & Long-Lasting Benefits. The proposed program will "help Bloomington's youth and their families to stay healthy, live longer, lead more productive lives by becoming self-sufficient by attending to their education, careers and families."

Cost *Amount Requested – Ranked by Priority*

Program expenses	$2,084,40
Parking	84.00
Supplies	1,935.60
Coupons for STD testing	871.00
TOTAL AMOUNT REQUESTED	**$ 4,975.00**
Other funds	
Sara & Albert Reuben Trust (confirmed)	$1,250
Community Foundation of Monroe County	$5,000
PPIN	$48,434.00
TOTAL PROJECT COST	***$59,659.00***

FUNDING HISTORY

Year	Status	Project	Amount
1997	Denied	ADA Approved restrooms and waiting room expansion	
1999	Granted	Exam table for handicapped	$5,000
2000-Oct.	Denied	Offset $34,000 needed for program	
2001	Granted	To purchase equipment to test for anemia	$1,394
2002	Granted	To purchase an autoclave for the purpose of sterilizing instruments.	$1,495
2003	Granted	Purchase four computers for its 421 South College facility	$3,600
2004	Granted	To purchase 6 sets of cervical biopsy equipment	$2,923
2005	Granted	Security cameras and equipment for the facility at 421 S. College Ave.	$1,500
2006	Granted	To install cabinetry and purchase files and furniture for the front desk renovation	$2,440
2007	Granted	To pay for wellness exams for the Friend to Friend Patient Pass Program which serves low-income women in the City of Bloomington	$5,000
2008	Granted	To pay for colostomies for women with abnormal pap test results	$2,500
2010	Granted	Recession Rx	$5,000
2011	Granted	To purchase HIV test kits.	$4,200

Healthy Helpings program and garden **$1,214.10**
City residents served by this project in 2012 **Not available**
Agency Employees [full-time: 14/ part-time: 7/ volunteers: 433]

Mission
The Salvation Army (SA) is a faith-based agency providing basic human needs: food, clothing, emergency financial assistance, after-school care, religious services and child care. Religious instruction is not a condition for receiving services.

Project.
SA requests funds to buy a Whirlpool Energy Star Refrigerator to increase the SA's food storage capacity and to help accommodate fresh produce generated through its new *Healthy Helpings* program. Healthy Helping is an initiative to provide SA food pantry clients with fresh, nutrient-dense produce grown a community garden. With the addition of 270 square feet of garden space at Butler Park Community Gardens, SA will introduce organic produce to clients, teach them how to incorporate produce into their diet. Each week, SA will feature a healthy five-ingredient recipe and provide each family with the necessary ingredients to create each meal at home. By soliciting volunteers to help with the gardening, volunteers will learn basic gardening skills and will encouraged to start their own garden. The program will also involve children who participate in SA's 316 Club in gardening and learning healthy food habits.

Criteria
Need. According to SCAN, many people in the community have difficulty paying for food – 39% of families with an income of less than $25,000 and 43% of families with an income of less than $15,000. A high percentage of families of families reported seeking emergency food assistance. SCAN also identifies the need to redistribute healthy, organic and whole foods and the need to provide hungry residents with nutrition information and garden education.

One-Time Investment. Request for the refrigerator is a one-time investment. SA has the funds to repair and maintain the appliance.
Fiscal Leveraging. Lowes will provide SA with a 10% discount on the refrigerator; community donations will fund the gardening tools and equipment and the SA Women's Auxiliary Club has pledged funds for supplemental supplies to create healthy recipes.
Broad and Long-Lasting Benefits. By providing healthy food and healthy food education, clients and the community are made stronger.

Cost -- *Amount Requested – Ranked by Priority*

Whirlpool ENERGY STAR Refrigerator	*1,349.00*
TOTAL AMOUNT REQUESTED	**$1,349.00**
Other Funds	
(Discount from Lowe's – 10%	*134.90)*
Community donations – gardening equipment	*286.00*
SA Women's Auxiliary --	*500.00*
SA – project administration	*150.00*
TOTAL PROJECT COST	$2,285.00

SSF Funding History

2002	Denied	Renovation for Childcare Facility	$8,504
2006	Denied	Food Pantry Expansion	$ 7,824
2010	Denied	Training the Next Generation's Caretakers: Removing Barriers to their Success	$1,500

A Safer & Savvier Shalom **$15,794**
City residents served by this project in 2012 **945 (of: 1406)**
Agency Employees [full-time: 14/ part-time: 7/ volunteers: 433]

Mission
Shalom "is dedicated to aiding and empowering people experiencing homelessness and poverty. As a daytime resource enter for people who are living in poverty and experiencing its ultimate expressions, Shalom provides life essentials, case management, employment assistance and community access to many of the community's government and social service agencies."

In 2011, Shalom helped 1,400 unique clients, served 80,000 meals, offered space for more than 5,100 client meetings with social service agencies and helped 665 people improve their employment situation.

Project. Of the 1,400 clients served last year, nearly 2/3 were women and children. As Shalom grows, it finds that it needs to create a safer and "savvier" resource center. Shalom request funds to construct a new double-door entryway, exterior security cameras and data management software for Shalom's new entryway intake system

Entryway Doors: Two new 6'x 7' entryway doors in the wall opposite the current entryway will allow for greater ease of access and exit, reducing crowding and stress in the entryway.

Database Software: The new entryway will enable Shalom to implement an intake system upon entry into the center. Shalom points out that it has long resisted implementing such an intake system in the interest creating a feeling of openness. However, as the organization grows, it needs to better track its clients and better inform new clients of the rules of being at guest at the center. Shalom requests funds to purchase a database system to facilitate intake and to more accurately follow its clients and their needs. Shalom writes that such tracking will radically improve its client data and help them better serve client needs.

Security Cameras: Four cameras placed on each side of the center, will allow Shalom to better oversee on-site behavior. Cameras will provide day and night images. The monitor for the cameras will be located at the front desk by the new entryway.

Criteria
Need. According to HAND's Consolidated Plan, "A significant part of the City of Bloomington's Anti-Poverty Strategy is to provide access to information and emergency assistance to the most vulnerable elements of the community**."** The Plan also calls upon the community to provide funding to organizations that serve low-income individuals through the provision of basic needs: food, shelter and health care and that provide services to improve the quality of life of these individuals.

One-Time Investment. This is a request for a one-time investment for capital improvements.

Fiscal Leveraging. Over the last two years, more than $150,000 has been invested in improving Shalom's recently-purchased facility.

Broad and Long-Lasting Benefits. Shalom writes that inadequate recording of client information has been one of the significant holes in the community's awareness of poverty. By creating a system to more effectively monitor clients and the outcomes of our services, Shalom writes that it will become a more efficient and successful resource for the community. Similarly, because it works with clients facing great challenges, it needs to make Shalom as safe as possible.

Cost -- *Amount Requested – Ranked by Priority*

2 Entry Doors – Materials & Labor	5,805
Security Cameras	8,915
Database Software – FileMaker Pro 11	1,074
TOTAL AMOUNT REQUESTED	**$15,794**
Other Funds	*0*
TOTAL PROJECT COST	$15,794

Funding History

Year	Status	Project	Amount
2003	Granted	Pay for six phone sets and install three new phone lines at its 219 East 4th Street facility	$1,900.00
2004	Granted	To pay for a part-time Food Service Coordinator to expand its breakfast & lunch program as well as train & provide work experience	$5,500.00
2005	Granted	Vertical lift for Shalom Center annex at 110 S. Washington St.	$9,000.00
2006	Granted	To purchase a communication system and a technology system network that includes both server and software to be installed at 110 S. Washington	$7,809.18
2007	Granted	To purchase and install a three-compartment deep wells ink and convection oven for the Shalom Community Center currently located at 219 E. 4th St.	$5,450.00
2008	Granted	To purchase and install food service equipment for the Shalom weekday food program	$11,080.00
2009	Granted	To purchase food as well as kitchen and miscellaneous supplies	$18,000.00
2010	Withdrawn	Emergency Hunger Relief	$9,300.00
2011	Granted	To pay for renovations to expand facility at 620 S. Walnut	$19,000.00

#33 SOUTH CENTRAL COMMUNITY ACTION

STAR Child Safety Restraints &
Head Start Extended Day Scholarships **$26,712.50**

City residents served by this project in 2012: 90% of (of: 359 bus riders)
26 (of: 26 scholarship recipients)

Agency Employees [full-time: 68/ part-time: 9/ volunteers: 327]

Mission

South Central Community Action Program (SCCAP)'s mission is to provide opportunities for low-income citizens to move toward personal and economic independence. SCCAP administers the Circles®Initiative and Head Start programs in Monroe County and it also operates the Energy Assistance, Weatherization, Individual Development Account and Section 8 programs in Monroe, Morgan, Owen and Brown Counties. SCCAP serves more than 11,000 individuals annually.

Head Start (HS) is a family centered child development program whose mission is to promote school readiness by enhancing the social and cognitive development of children through the provision of educational, health, nutritional, social and other services to enrolled children and families.

Project. SCCAP requests funds for two projects: 1) 55 STAR child safety restraints and 2) to implement a scholarship program for students to attend Head Start's Extended Day classes

Restraints: Federal law governing the Head Start program requires Head Start providers to provide child safety restraints in vehicles used to transport the program's children. Many of SCCAP's 102 restraints will expire next year. SCCAP asks for funds to buy 55 Indiana-manufactured Student Transportation Add-On Restraint (STAR) units. The system uses a 5-point system to distribute force over a wide area of the body, which is more protective of the head area. The STAR seats can be adjusted to accommodate children of various weights. SCAAP also requests funds for 18 connectors – used when 3 restraints are installed on one seat. Over 267 children/year ride SCCAP buses through the Head Start program. Federal rules require restraint replacement every six years. The requested restraints will be in use for that amount of time.

Scholarships: SCCAP also requests funds to provide scholarships for 26 students to attend Head Start's Extended Day program for 26 weeks (~6 mos.) SCCAP writes that this would provide more classroom time for a needy child while allowing parents to devote scare resources to other basic needs. The availability of extended care also helps parents better retain employment. The Extended Day program links children and their families to other key services such as medical care, nutrition, literacy and employment training.

Criteria

Need.

HAND's *Consolidated Plan* describes the need for programs to help low-income people in its Anti-Poverty Strategy. One significant challenge for low-income families is access to affordable child care. Head Start Extended Day services are offered to families that fall at or below 100% of the Poverty Rate.

One-Time Investment. This is a request for one-time funding. SCCAP writes that the scholarships would allow families to test out the extended day Head Start services and then plan their own household budgets to accommodate the service in the future.

Fiscal Leveraging. SCCAP has secured $17,160 in federal funds for its extended day classes and $129,254 for salaries for extended day classes. It receives almost $14,000 worth of volunteer time.

Broad & Long-Lasting Benefits. The child restrain systems will keep kids safe and the scholarships will provide access to more classroom time for low-income children and will allow families to save approximately $780/ea and devote these savings to other necessities such as rent, healthcare, food and savings.

Cost *Amount Requested – Ranked by Priority*

STAR Child Restraint Seats (55@ $107.50/ea.)	$ 5,912.50
Extended Day Class Scholarships (26 students@ $30/wk for 26 wks)	$20,280.00
STAR Connector Strap (18@$10/ea)	180.00
Shipping for seats	340.00
TOTAL AMOUNT REQUESTED	**$ 26,712.50**
Other funds	
Head Start & Early HS Federal Funds – extended day classes	$ 17,160.00
Head Start & Early HS – extended day classes -- salaries	$129,254.40
(Head Start & Early HS – extended day classes – in-kind volunteer hours	$ 13,942.20)
TOTAL PROJECT COST	***$173,176.90***

FUNDING HISTORY

Year	Status	Project	Amount
1997	Denied	Renovation, cribs, cots, strollers and refrigerators	$28,600
2002	Granted	Establish a revolving loan program for auto repairs of clients	$5,000
2003	Granted	Pay for the development of computer software	$6,292
2005	Granted	Material & equip. for Head Start classrooms at Templeton and Summit schools	$8,000
2006	Granted	Children's door project	$2,230.80
2007	Granted	Purchase & installation of surfacing material for playgrounds	$5,000.00
2008	Granted	To cover salaries, materials, stipends, meals, and childcare of Circles pilot	$8,000.00
2010	Granted	Parking lot expansion at 1500 W. 15th	$6,521.00
2011	Granted	To pay for salaries for the Circles initiative	$18,500.00

#34 SOUTH CENTRAL HOUSING NETWORK, INC. Page #539

Affordable Housing Study **$17,020**

City residents served by this project in 2012 **308 (of 376)**

Agency Employees [full-time: 0/ part-time: 0/ volunteers: 23]

Mission

The South Central Housing Network (HN) Inc.'s mission is "to provide and coordinate the best possible housing resources and supportive services to those who are most in need." For the last 16 years, HN has worked to bring together agencies to collaborate on housing services. The HN is a collective of agencies from six counties: Greene, Lawrence, Martin, Monroe, Morgan and Owen. The membership of the HN includes Amethyst House, Centerstone, Martha's House, Shalom, Stepping Stones, Catholic Charities, Genesis House, Life Designs, HAND, New Hope Family Shelter, IU Health Bloomington and others. Since its inception, the HN has assumed responsibility for gathering data for the *Continuum of Care* application to the State of Indiana.

Project

HN requests funds to hire a consultant to conduct data collection and evaluation. Data collection is the first step in developing a regional plan to address homelessness.

HN points out that from 2007-2010, regional homelessness increased by 20%. While new shelters have opened in recent years, new and existing shelters are operating at capacity most nights. At the same time, key funding sources aimed at prevention and re-housing have decreased. From 2010 to 2012, Public Housing Funds decreased by $1,099,500. For many people, public housing subsidy is the only funding available to prevent people from becoming homeless. Similarly, in 2009, the HN secured a $750,000 HUD grant to operate the Homeless Prevention and Rapid Re-Housing Program(HPRP). Since 2009, the program has re-housed 166 people who were previously homeless and prevented homelessness for an additional 123 people. This prevention and re-housing has also freed up space in the shelters for those who need it most. HPRP is scheduled to end in June 2012. HN writes that this will create another significant gap in homeless services across the six-county HN region and will increase the homeless population. HN writes that perhaps one of the greatest accomplishments of the HPRP was helping individuals and families remain in their own communities (rather than having to access services in Bloomington).

In response, in January 2012, the HN began working on a regional plan to address homelessness. Based on best practices research, the plan will include: outcomes, prevention, creating an adequate housing supply, building infrastructure to systematically address problems that lead to crisis poverty. HN writes that to build the plan, it needs to fully understand the problem. This includes a better understanding of the assets available to homeless populations in each of the network's six counties. Without this information, HN writes that it "cannot know the true nature or solution for the increased number of homeless arriving in Bloomington." If Bloomington is experiencing increased pressure for homelessness services because of inadequate resources in surrounding counties, HN writes that the only way to begin to solve a local problem is by understanding and addressing the problem on a regional level.

To help HN map the presence and absence of services, HN proposes to hire a consultant to conduct work in each of the six counties that includes, at minimum:

- Assessing and mapping affordable and supportive housing stock
- Assessing and mapping support services
- Mapping key community assets such as schools, child care centers and primary employers
- Identifying transportation resources & patterns for low-income individuals
- Electronic survey of area service providers to ID assets
- At least one focus group per county
- Final Report

Criteria

Need. The Consolidated Plan points out that the HN's lead role in data gathering for the Continuum of Care application makes it "an essential part of the development of new programs and facilities to address poverty issues."

One-Time Investment. This is a request for one-time funding.

Fiscal Leveraging. SCHN has secured a $5,000 donation from Summit Reality.

Broad and Long-Lasting Benefits. HN writes that data collection and asset management is the first step indentifying one of the root causes of homelessness and for developing an adequate supply of affordable housing units. HN writes that this is "the first step in developing a regional solution that will balance responsibility for housing provision regionally and allow people experiencing homelessness the important choice to remain in their community."

Cost -- *Amount Requested – Ranked by Priority*

Consulting Work to develop an Affordable Housing/Services Asset Map for Bloomington and surrounding region	$17,020
TOTAL AMOUNT REQUESTED	**$17,020**
Other Funds	
Summit Reality – confirmed	*$ 5,000*
TOTAL PROJECT COST	$22,020

FUNDING HISTORY
None

35 STEPPING STONES

Career Steps **$16,145***

City residents served by this project in 2012 **6 (of 6)**

Agency Employees [full-time: 4/ part-time: 2/ volunteers: 6]

Mission

Stepping Stones, Inc.'s (SSI) mission is to provide a semi-supervised transitional housing and supportive services program for youth between the ages of 16-20 who are experiencing homelessness. SSI's provides services to its residents 24 hours/day, 7 days/week up to two years. SSI provides: 1) housing; 2) educational services & vocational planning and preparation and; 3) supportive services including life skills, case management, and assistance for current and former residents. SSI has capacity to serve 12 youth at a time. It expects to serve 24 residents over 12 months.

Project

SSI is requesting funds to start *Career Steps*, a supported employment program for six of its residents wherein youth gain work experience through paid internships with local businesses. This is a pilot project modeled on Stone Belt's supported employment program. The goal of this pilot is to "focus on strengthening the abilities of residents to search out meaningful careers, strategically plan for their careers, and provide guidance on attending college or vocational training." To help SSI launch this program, Stone Belt has agreed to provide SSI with consulting, mentoring and staff training. Requested funds would cover salaries, residents' stipends, professional clothes, driers' education, transportation, career assessments, job skills curriculum and partnering with Stone Belt

The program has three primary components:
1) Assessment: Residents would participate in an assessment to determine their areas of interest.
2) Internship. A 10-hour (minimum) week internship with local businesses for 2-12 weeks. SSI is working with the Chamber of Commerce and to identify local employers. During the internship, youth would be paid by SSI, not the local business. SSI would assist with training and provide on-going job coaching. This gives residents an opportunity to work in a field in which they are interested and gives the employer an opportunity to observe an intern's work before hiring her/him. SSI advises that vocational programs through MCCSC are usually only for students with some kind of disability. Many SSI residents are out of school.
3) Job Coaching. The SSI youth will join in on Stone Belt's existing Job Club. Job Club will conduct 8 educational sessions over a 12-month period in which will cover: skills to be an effective employee, time and task management, effective communication, employee rights and professionalism.

Criteria

Need. SCAN points out that "low academic attainment and local of life skills and competencies have demonstrable, negative impact on the quality of life and future earnings potential" which affects the youth, and ultimately, the community. The Consolidated Report states that there is a "need for a residential mentoring program for 'runaway' or 'throwaway' teens who are struggling to survive, having no resources to attain independence."

One-Time Investment. Request is for a pilot project. SSI will fund the program in future years by expanding NAP credits, pursuing more grants and increasing fundraising. Toward that end, SSI recently shifted its Assistant Director to full-time Development Director.

Fiscal Leveraging. SSI will contribute $10,325 to the project.

Broad and Long-Lasting Benefits. SSI programs reduce the costs on alternative systems like foster care, juvenile and adult corrections and emergency hospital care. This program will enable SSI residents "to reach their fullest potential and increase their potential earnings, which are then contributed back into our community."

Cost -- *Amount Requested – Ranked by Priority*

Activities	
Job Club Workshops ($50/hr x8 workshops)	200
Residents Paid Internship ($7.25 x 60 hrs (max) x 6 youth	2,610
Driver's Ed ($350 x 6)	1,575
Personnel	
Independent Living Coach ($24,00 x 30% time x 20% fringe)	4,000
Consulting/training partnership with Stone Belt ($50/hr x 10 hours)	300
Materials & Supplies	
Job skills materials ($35x 12 youth)	420
Career interest inventories ($40 x 18 youth)	480
Job skills workbooks	500
Professional attire, haircuts, etc ($50 x 12 youth)	600
Food for Job Club ($90 session x 8 sessions)	720
Program Administration	2,000
Travel	2,740
TOTAL AMOUNT REQUESTED	**$16,145**

Other Funds	
Stepping Stones – confirmed	*$10,325*
TOTAL PROJECT COST	$26,470

Funding History

Year	Status	Project	Amount
2006	Denied	Incentive Project	$4,598.00
2007	Granted	Tutoring and back-to-school supplies for the Tutoring program.	$1,314.00
2008	Granted	Independent Living Project – household items, books, supplies, fees	$5,000.00
2009	Granted	To pay for rent, deposit, payroll and insurance to expand housing services	$20,000.00
2010	Granted	To purchase furniture and software and to pay for the rent of a storage unit.	$4,300.00
2011	Granted	To pay for salaries, fees, communications and supplies for the Youth Housing Program	$12,700.00

#36 SUSIE'S PLACE CHILD ADVOCACY CENTER, INC. Page #573

Equipment -- Child Forensic Interview Room **$2,171.00**

City residents served by this project in 2012 **200 (of 400-500)**

Agency Employees [full-time: 3/ part-time: 0/ volunteers: 30+]

Mission

Susie's Place (SP) mission is "to provide a neutral, child-friendly center to investigate alleged child abuse and neglect, while keeping the comfort and safety of the child the first priority." Its advocacy center "upholds a specific goal of reducing the risk of additional trauma to alleged child victims of crime and child witnesses to violent crimes." SP is a multidisciplinary team approach which "brings together all the professionals and agencies needed to offer comprehensive services; law enforcement, child protective services, prosecution, victim advocated, forensic interviewees, mental health and the medical community."

SP opened the Bloomington Child Advocacy Center in March 2011. Since that time, it has conducted over 270 child forensic interviews for 10 Indiana counties. However, over 130 of those interviews served children and families residing in Bloomington.

Project

SP requests funds to purchase equipment to support the re-design of one child forensic interview room. The addition of the requested equipment will improve the overall experience children have while being interviewed and will provide clearer digital recordings of interviews for law enforcement, child protective services, prosecutors and the courts.

SP requests:

- 6 sound-absorption panels to reducing echoing and ensure soundproofing;
- 1 transmitter and receiver to provide one-way communication from the multidisciplinary team to the forensic interviewer during interviews;
- 2 easy-to-clean Durapela Upholstered Arm Chairs; and
- 1 easel to display flip charts during the interviews

Also included in the project is the purchase of an optical zoom dome camera for which SP has secured $440 from the ABA.

Criteria

Need. SCAN identifies child abuse and neglect as a significant issue in Monroe County. In 2009, there were 2,348 reports of child abuse and neglect in Monroe County. SCAN recommended that agencies continue to increase awareness of the issues surrounding child abuse and neglect with law enforcement and the courts. SP follows a nationally-recognized model for investigating allegations of crimes against children. This includes incorporating best practices into the investigation and prosecution of child crimes. Toward this end, SP works to train and education local law enforcement, prosecutors ad child protection services workers.

One-Time Investment. Request is for one-time funding.

Fiscal Leveraging. $440 from the American Bar Association.

Broad and Long-Lasting Benefits.
The equipment will improve services to alleged child victims of crime and the professionals responsible for their protection.

Cost -- *Amount Requested – Ranked by Priority*

2x3 sound absorption panels ($55x6 panels)	*$ 330*
Comtek AT-216 (personal transmitter & receiver)	*1,072*
Ashley Furniture Durapella Arm Chair ($295 per chair x2)	*590*
Office Depot Brand Silver Easel (33"x38")	*179*
TOTAL AMOUNT REQUESTED	**$2,171**
Other funds	
Optical Zoom Dome Camera -- American Bar Association (confirmed)	*$ 440*
TOTAL PROJECT COST	$2,611

Funding History

2011	Denied	Recording technology and training funds	$10,233.40

#37 VISUALLY IMPAIRED PRESCHOOL SERVICES BLOOMINGTON

Project VIISA – Training for Early Intervention **$9,050***

City residents served by this project in 2013 **10 families (of 28?)**

Agency Employees [full-time: 2/ part-time: 0/ volunteers: 10]

Mission

"To offer appropriate services to infants, toddlers, and preschoolers who are visually impaired and to their families – to maximize each child's developmental potential thorough direct services, advocacy and community education." The goal of Visually Impaired Preschool Services (VIPS)-Bloomington is to provide regular, ongoing in-home early intervention to blind or low-vision infants and toddlers within a 60-mile radius of Bloomington. Services are currently offered free of charge.

Project

VIPS Bloomington office opened in July 2011 in response to a need to provide regular early intervention to the area's youngest children with low vision. Its teacher began with a caseload of 8 families and within 6 months, the caseload grew to 28 area families as word got out. A typical caseload for a VIPS teacher is 20. VIPS writes that it is operating at capacity and needs a plan to grow to accommodate area children who need these services.

VIPS requests funds to provide 2, 2-day on-site, in-service trainings to early interventionists serving children, ages birth to five with blindness and visual impairments. The training is titled, *Project VIISA* and is a nationally-recognized training model for early intervention in children with sensory impairments. Training will be conducted by the expert who wrote the book on early intervention. Approximately 8-12 people would participate in the training and would thereafter be able to act as early interventionists. The requested training would be held in the spring and summer of 2013. Once trained, VIPS would supervise the work of the interventionists. By providing a *Project VIISA* training, VIPS anticipates being able to serve the entire number of visually impaired infants and toddlers within a 60 mile radius of Bloomington – an estimated number of 75 – 100 children (x 3 for family members = around 200 to 300 Indiana residents) .

Because of VIPS newness, it requests funds for training in spring and summer 2013. It advises that it is just starting up and next year plans to add a part-time teacher to serve 5 more families. VIPS said since they are still establishing themselves, they need another year to serve families, add the PT teacher and possibly add office staff to put VIPS in a position to hold the training and to supervise the new service providers.

Criteria

Need. MCCSC provides services to blind & low-vision children from 3 years +, but VIP writes that no agency provides regular, early intervention for blind or low-vision children birth to age 3. VIPS writes that the first three years of a child's development is a critical time for development and learning and that 80% of learning within this window is visual. Without concerted intervention, a child who is visually impaired "is at risk for delays in every area of development."

One-Time Investment. Request is for one-time funding.

Fiscal Leveraging. Solution Tree has pledged to pay the salary of a Teacher of the Visually Impaired for 2 years and has offered the use of a conference room for the 2 on-site classes. The Indiana DeafBlind Project has committed to submitting a grant (for $2,000) to help cover the expense of training and curriculum.

Broad and Long-Lasting Benefits. Highly-specialized early intervention to visually-impaired young children and their families will help these children better prepare for life and school, thereby benefiting the entire community. VIPS writes that funding the training will also "send the message to our community that educating these children matters."

Cost -- *Amount Requested – Ranked by Priority*

Project VIISA Curriculum for 12 students	*1,680.00*
6 days of on-site training	*2,100.00*
1 ½ days travel for trainer	*520.00*
3 days homestudy, reading and grading (12 students)	*1,050.00*
6 days prep time	*2,100*
2 roundtrip airfares with ground transportation for trainer	*1,000*
6 nights lodging and food for trainer	*600*
TOTAL AMOUNT REQUESTED	**$9,050**

SSF Funding History -- *None*

#38 VOLUNTEERS IN MEDICINE

Promoting High Quality Care with High Quality Equipment **$7,141.69**

City residents served by this project in 2012 **8,330 (of 11,105)**

Agency Employees [full-time: 10/ part-time: 3/ volunteers: 387]

Mission

Volunteers in Medicine (VIM) is a community-owned, operated and financed free health care clinic for the uninsured in Monroe and Owen Counties. VIM provides:1) primary and preventative healthcare, 2) treatment for acute and chronic conditions and 3) health education.

Project

VIM is requesting funds to purchase three pieces of medical equipment.

- **Autoclave** – This is a medical sterilization device that uses pressure and heat to decontaminate items. VIM is currently using an old autoclave donated by a dentist five years ago. Since that time, VIM has opened and expanded its dental clinic and conducts more than 300 pap tests and 31 colposcopies a year. As a result of these expanded services, the existing autoclave is too small and, due to its age, requires more frequent repairs. A Midmark-Ritter 9x 15" autoclave would better meet VIM's needs.

- **Electronic Vital Signs Monitor** – VIM's current blood pressure monitors are affixed to walls in the exam rooms. If the appropriate sized cuff is not available, the monitor is rendered useless. VIM nurses have advised that a mobile electronic vital signs monitor at the intake/triage area will improve efficiency of nursing work flow and increase time spent speaking to patients. A mobile unit would also: free up nurses' time by allowing volunteers to take vitals; increase vital signs memory (proposed unit can hold 100 vital signs in memory to ensure that readings are charted); be compatible with an electronic medical records systems; minimize patient pain and discomfort by measuring diastolic pressures as the cuff deflates; serve as a teaching tool for nursing students. VIM requests a refurbished model + warranty.

- **Urine Analyzer** – VIM's current analyzer was donated when the clinic opened and functions on an intermittent basis. When it is not working, VIM sends patients to IU Bloomington Hospital lab. This is an inconvenience for patients and an added burden on the hospital. VIM has a need to conduct this routine test 4-8 times/day. VIM requests funds to purchase the same type of urine analyzer used by the hospital. This model is more reliable and timing of incubation, measurement, calculation of results and printout are all automatic. By using the same model as the hospital, VIM will have access to assistance in case of trouble shooting.

Criteria

Need. Both *SCAN* and HAND's *Consolidated Plan* point out the need for "access to affordable health care." VIM writes that "[i]n order to continue to provide high quality care to the uninsured, after five years incremental investments must be made to replace some of VIM's aging and less reliable medical equipment."

One-Time Investment. Request is for one-time funding.

Fiscal Leveraging. VIM writes that it "leverages and coordinates the exiting resource of the health care community to provide medical, dental and behavioral health services."
- The purchase of a refurbished (v. new) Vital Signs monitor model will save about $2,500
- The urine analyzer will be purchased at a discounted price that includes four bottles of test strips. "Given how often VIM conducts urinalysis, it is most cost effective to purchase the promotion that includes the analyzer ($860) with the four bottles (separately, each = $41.45)

Broad and Long-Lasting Benefits. VIM writes that the acquisition of requested medical equipment will significantly enhance clinical operations and will translate into the clinic having greater capacity to serve its clients, which in turns benefits the entire community.

Cost -- *Amount Requested – Ranked by Priority*

Autoclave	*3,920.00*
Vital Signs Monitor (refurbished)	*1,965.00*
Vital Signs Monitor – 2-year warranty	*25.00*
Urine Analyzer (w/ 4 100-ct. bottles of test strips)	*915.00*
Fuel surcharge	*1. 69*
TOTAL AMOUNT REQUESTED	**$7,141.69**

Funding History

2007	Granted	To purchase computer equipment, commercial grade multi-function printer, subscription to messaging system, and IT network and support for a new, community health care clinic for uninsured residents of Monroe and Owen counties.	$32,250
2008	Granted	To purchase computer equipment for three clinical work stations, a monitor and software to improve delivery and lower the cost of medical services	$10,725
2010	Granted	To purchase Kirby Lester Tablet Counter	$5,880
2011	Granted	To purchase scanners to improve patient assistance	$2,700

Computer Upgrade **$2,056**
City residents served by this project in 2012 **50,000(of 87,000 visits)**
Agency Employees [full-time:9/ part-time: 17/ volunteers: ~990]

Mission
To provide opportunities for people of all ages, especially children, to experience the wonder and excitement of science through hands-on exhibits and programs that stimulate curiosity, encourage exploration, and foster lifelong learning.

Project
WonderLab (WL) request funds for two new computers, two monitors and software. These two computers are five to be added as part of WL's Phase I of a multi-year IT upgrade plan. WL points out that its current computers are over 10 years old and that staff support of this aging equipment consumes a good bit of staff time and museum money. WL will use these computers in two primary ways: teen volunteers & interns use the computers to do their work and WL staff use the computers to prepare the majority of the museum's print materials. WL points out that using outdated hardware and software translates into "many hours of lost productivity and wasted resources such as paper and print toner. Two new computers would allow interns and their supervisors to recover lost time and devote recovered resources to financing the museum's programming and ability to serve more community members."

Criteria
Need. SCAN points to youth development as on the community's main challenges. WL writes that in addition to museum exhibits and outreach, it is also a provider of job skills and training for adolescents and teens. In 2011, WL had ~ 300 middle- and high school aged volunteers. WL volunteers have the opportunity to develop valuable job and workplace skills outside of school, interact with adult role models and develop leadership skills. SCAN directs that "participating in these types of activities can help develop valuable competencies in social skills while contributing to self-esteem and a sense of purpose." Youth also volunteer to mentor other youth at WL and to participate in monthly teen-only "Teen Night" events. WL points to HAND's Consolidated plan for the proposition that youth participating in such activities are more likely to complete school, make better grades and make healthier choices.

One-Time Investment.
Request is for a one-time investment

Fiscal Leveraging.
WonderLab will contribute $6,060 of its own funds or in-kind donations which includes: 3 computers; 3 monitors; 5 Microsoft Office licenses; volunteer and professional IT support.

Broad and Long-Lasting Benefits. In addition to the informal learning offered through WL's exhibits, the museum also provides youth and teen activities, volunteer program and internship programs provide job training, life skills and social skills for youth. By encouraging and empowering young leaders, WL contributes to a more vibrant community.

Cost -- *Amount Requested – Ranked by Priority*

2 computers (@599/ea)	*$1,198*
2 RAM memory upgrades	*200*
2 AppleCare Ext. warranty plans	*298*
2 Monitors	*360*
TOTAL AMOUNT REQUESTED	**$2,056**
Other funds – WonderLab (confirmed)	
Computers (5@$450)	*$1,350*
Monitors (3@150)	*$150*
Microsoft Office 2010 Licenses (5@$580)	*$2,900*
De-commissioned hardware recycling	*$10*
Volunteer IT Support for installation (10 @ $90)	*$900*
ProBeleu IT Support for installation (5@150)	*$750*
Leverage	*$6,060*
TOTAL PROJECT COST	*$8,116*

Funding History
None

AREA 10 COUNCIL ON AGING OF MONROE & OWEN COUNTIES, INC.
COMMUNITY KITCHEN OF MONROE COUNTY
Nutrition Links – Area 10 **$7,800 ***
City Residents Served by Program in 2012 **15 (out of 15)**

Shared Goals/Missions Area 10 Agency on Aging (Area 10), is a private, not-for-profit corporation serving elderly persons in Monroe & Owen Counties. It is one of 16 Area Agencies on Aging in Indiana. Their mission is to improve the quality of life and celebrate the independence, health, & dignity of all senior citizens 50-years of age & older in this area. One of their key functions is to provide food to homebound adults, which it does by delivering meals during weekdays (over 50,000 in the two counties) and bags of groceries for the weekends. The goal of the Community Kitchen (CK) is to eliminate hunger in Monroe County and surrounding areas through direct service, education and advocacy. CK provides dinner meals from two locations each evening (except Sunday) and provides healthy snacks to children and chronically ill.

Collaborative Project

Close Communication and Coordination Between Agencies/Project For the past five years, these agencies have collaborated to provide hot meals on Thanksgiving and Christmas Day to homebound seniors and persons with disabilities. In the course of that relationship, they discussed expanding the collaboration to feed more people. They now request $7,800 to purchase reheatable, weekday meals for one year to five homebound persons. The persons would be seniors and persons with disabilities who are on the waiting list and live in key neighborhoods and apartment complexes in the City that cater to low-income households .

Set forth Steps Addressing Greatest Challenges Arising from Collaboration Both agencies are working at a maximum capacity, but recognize the need to serve more clients. Area 10 alone, has identified over 40 persons on its waiting list for the two counties it serves. This grant will allow them to serve more clients without hiring more staff.

Memorandum of Understanding Under the MOU signed by both parties, Ck will provide one reheatable meal (with one main dish, two sides, and a serving of milk) and tray; and, Area 10 will screen participants and establish delivery routes as well as train, schedule and maintain a group of volunteers to deliver the meals. Each agency agrees to maintain a General Liability Policy, inform the other in advance of closings and meet as needed to discuss the operation of the program. Please note that the funds would go to Area 10 who would, in turn, pay CK for the cost of meals and that *they wish to fund the program for 12 months, which would run into next year's funding cycle.*

Criteria

Need. The application cites a survey of provider agencies in the *SCAN Report* which found that almost 60% of their clients had either a major or minor problem paying for food. It also cites the *Consolidated Plan* for the need to provide funding to non-profits that serve low-income individuals/families with the basic emergency needs: food, shelter and healthcare.

One-Time Investment. This is a request for a pilot project where, in a phone call, the applicant indicated that Area 10 would seek small grants to cover this program in the future.

Fiscal Leveraging. Each agency leverages funding, donations and volunteer work to achieve its goals. Here the $7,800 would allow CK to buy and prepare 3,900 reheatable meals and Area 10 would use existing staff (at a value of about $9,400) to identify the participants and operate the volunteers to deliver the food.

Broad and Long-Lasting Benefits. Providing meals to homebound persons helps maintain their health, continue their connection to their community and neighborhoods, provide support to family care-givers, and reduce the societal costs associated with their staying at an extended care facility.

Cost *(Amount Requested in Order of Priority)*

Purchase 5 reheatable meals a week (@ $2 per meal) for 15 persons for 52 weeks	$7,800
TOTAL AMOUNT REQUESTED	**$7,800**
Salaries and benefits for Area 10 agency staff to coordinate delivery of meals	$9,400
Total Project Costs	**$17,200**

SSF Funding History for Area 10

1995	Denied	Handyman Program	$30,000
1997	Denied	Senior nutrition services - freezer, fridge, range	$8,606
1999	Denied	Laptops	$4,000
2002	Granted	To purchase equipment for the Food Pantry at the Girls, Inc. site	$1,475
2003	Granted	To pay for 50% annual wage for the Food Pantry/Emergency Food VISTA	$4,614
2006	Granted	To buy online software for 2-1-1 Call Center	$2,187
2008	Denied	To buy resources for Aging and Disability Resource Center	$23,500

BLOOMINGTON HOUSING AUTHORITY,
BLOOMINGTON HOUSING AUTHORITY RESIDENT COUNCIL &
MONROE COUNTY COMMUNITY SCHOOLS ADULT EDUCATION -
BROADVIEW LEARNING CENTER

Crestmont Community Center Adult Basic Education/GED Classes **$6,500 ***
City Residents Served by this Project in 2012. **65 (out of 70)**

Shared Mission/Goals

The Bloomington Housing Authority (BHA) has been serving the community for over 40 years with a mission of "act(ing) as stewards of public funds and trust (to) provide safe, decent, affordable housing opportunities through partnerships, while serving all customers with respect."

The Bloomington Housing Authority Resident Council (BHARC) is a 501(c)(3) organization established to foster a dialogue with the BHA on the management of the facility and to empower the tenants in other aspects of their lives.

The Monroe County Community Schools Corporation Adult Basic Education – Broadview Learning Center (MCCSC – ABE/BLC) "offers individualized instruction and guidance to teen and adult learners who seek to improve basic skills and learn new ones to create better opportunities for themselves and their families."

Collaborative Project

Close Communication and Coordination Between Agencies/Project "Since August, 2010, the BHA has hosted a GED/Adult Basic Education (ABE) class for the general public" with a preference for BHA clients. In collaboration with MCCSC-ABE/BLC and BHARC, BHA requests $6,500 in bridge-funding to help pay for a GED/Adult Basic Education instructor and some class refreshments. Contributions from: MCCSC-ABE/BLC, which provides $14,200 for an assistant, evaluations for learning disabilities, and instructional materials; BHA, which provides $8,504 towards the teacher, books, and internet access along with facilities (including computers) and staff support; and, other sources makes this $29,554 program possible. The BHA-RC provided $4,000 for 2011 and $14,750 for 2011-12 (from a pass-through grant) to continue the program. Sixty-six people have attended these classes. Almost all are struggling mothers who do not have reliable transportation or adequate daycare to attend classes elsewhere. About 90% attend on a regular basis and 88% "gain grade levels." A letter from Sherry Dick of the BLC speaks highly of the "feeling of camaraderie and enterprise" in the program and the application mentions the "imperative" for these classes to continue in order to reach the "lowest income, highest need area" in the City.

Set forth Steps Addressing Greatest Challenges Arising from Collaboration In a call, the applicant mentioned that money is the big challenge and providing technical assistance to the BHARC can also be difficult given their lack of expertise.

Memorandum of Understanding (MOU) There is an MOU between the BHA and MCCSC-BLC that echoes the contributions stated in this summary. There is also a federally required MOU between the BHA and the BHARC which is also included in the materials and, in part, calls for the BHA to "collaborate with local resources to ensure maximum opportunities for skills training to benefit the tenants of the (facility)." In a call, the applicant indicated that the BHA would serve as fiscal agent *and that they would want funds for the entire MCCSC 2012-2012 school year*.

Criteria

Need. The application cites the most recent HAND *Consolidated Plan* and *SCAN Report* in support of this request. Together these documents affirm: that lack of continued education and skill development beyond high school is directly linked to low income, which … is one of the root causes of poverty and its hardships; that education can "break the cycle (of poverty) from one generation to the next;" and, that partnerships between non-profits, government and the private sector are necessary to address this barrier and challenge.

One-Time Investment. This is a $6,500 request for bridge-funds to pay for part of the salary of the ABE instructor ($6,000) and for refreshments ($500). The loss of a $14,700 Dollar General Literacy Foundation grant constitutes the requisite significant loss of funding. Its plan for future funding relies, in part, on "explor(ing) options for funding with Workforce Development funds, (long-term) corporate sponsorships and fundraising activities."

Fiscal Leveraging. This $6,500 request is part of a collaborative effort of three agencies with a total budget of $29,554. The costs have been reduced over last year, in part, because the ABE Teacher is retiring and will perform these services at half the usual cost.

Broad and Long-Lasting Benefits. In the long run, **t**his program will help these students improve their employability and self-sufficiency and prepare them for further education and training. It will also allow them to gain more confidence and a chance to interact with positive role-models, and set a better example for their children and the next generation. Along with improving their lives and the lives of their children, the program will also help reduce the societal costs associated with poverty.

(continued on next page)

Cost *(Amount Requested in Order of Priority)*

GED/ABE Teacher Salary	$6,000
Snacks and refreshments	$500
TOTAL AMOUNT REQUESTED	**$6,500**
Other Funds and Contributions	
MCCSC – Salary for GED/ABE Assistant ($6,000); Evaluation for Learning Disabilities (5 students x $1,500/student = $7,500); Instructional Supplies ($700)	*$14,200*
BHA – Staff expense to support classes ($7,008); GED/ABE Instructor ($1,000); Phone and Internet ($158); Use of space for classes ($338)	*$8,504*
BHA and MCCSC-BLC– Test Fees for those ineligible for WorkOne or WIA Assistance.	*$350*
Total Project Costs	***$* 29,554**

SSF Funding History for BHA

1998	Granted	Insulate 8 buildings and purchase hand held carbon monoxide detector	$5,000
1999	Granted	Roof replacements	$9,300
2000	Granted	Outdoor lighting at two facilities	$7,045
2001	Granted	To purchase and install outdoor lighting for Walnut Woods complex	$6,502
2004	Denied	Transportation and meals for Women in Sports Day	$2,730
2005	Granted	Washers, dryers, vacuum cleaners and accessories, for Lice Program	$5,000
2007	Granted	Bridge funding for Crestmont Neighborhood Nurse Project	$5,600
2008	Granted	To help renovate Boys and Girls Club facility at 1033 and 1037 N Summit	$12,481
2011	Denied	Bloomington Housing Authority Community Center GED/Adult Basic Eduction Classes	$14,350

CATHOLIC CHARITIES BLOOMINGTON &
SOUTH CENTRAL COMMUNITY ACTION PROGRAM
Prevention & Early Intervention Mental Health Services for Families Living in Poverty $22,846.73
City Residents Served. 385 (of 427 children and adults)

Shared Mission/Goals
- Catholic Charities Bloomington (CCB) has the mission of enhancing human dignity and functioning for the community at large through education, social service delivery, and advocacy. It is a faith-based agency committed to providing quality therapeutic counseling without regard to religious affiliation, gender, disability, race, sexual orientation, age, or ability to pay for services.
- The South Central Community Action (SSCAP) Head Start program "is a family-centered child development program whose mission is to promote school readiness by enhancing the social, emotional, and cognitive development of the children through the provision of educational, health, nutritional social, and other services to enrolled children and families." The more recent SCCAP Circles© Initiative is "an intentional way for people to build relationships across class and race lines to end poverty in their communities," which entails a "Circle Leader, who is living in poverty, and 2-5 Circle allies, who are usually middle class."
- Both CCB and SCCAP share the long term goal of reducing poverty in this community and, in the course of doing so, moderating the impact of poverty on children in order to break the cycle of poverty.

Collaborative Project
Current Collaborations (Close Communication and Cooperation) CCB has collaborated with SCCAP Head Start for many years by providing child and family counseling as well as teacher and parent consultations at 13 Head Start sites and, more recently, by providing the Incredible Years Program at the SCCAP headquarters on 15th Street. CCB has also collaborated with the Circles© Initiative by providing a volunteer-led Community and Conflict Management Training (CCMT) for the adult Circles Initiative and by assisting with the Youth Community program.
Project Request CBB, SCCAP Head Start and SCCAP Circles© Initiative are requesting $22,846.73 in operational costs (i.e. staff salaries) for a pilot project to expand services. The goal of the project is to create a "low cost, low barrier, empowering" model for delivering preventative and early intervention mental health services to persons with low income and other barriers to these services. It builds on current collaborations and relies upon basic communication skills as well as knowledge of the dynamics of conflict and positive ways to manage and resolve conflict. In that regard, the grant would fund staff time to:

- offer an second class Community Conflict Management Training for participants in the Circles© Initiative and support for graduates of the first class to help work through cultural conflicts between Leaders and allies and open Leaders to the value of using mental health services for themselves and their families;
- further engage participants in Circles© Youth Community by use of volunteers and interns, and develop a manual to use in the future;
- extend the Incredible Years program by training Head Start teachers and staff and offering the same to the parents;
- address the high interest yet low attendance in parenting classes by spending more time at two Head Start sites and in "feeder neighborhoods;" and
- expand the Community Conflict Management Training by having graduates promote it and by offering classes for "families experiencing co-parenting conflicts."

Challenges of Collaboration and Steps to Address Those Challenges The challenges for these agencies in furthering their collaboration and implementing this project relate to their different: 1) foci and client populations (e.g. mental health services for all ages vs. preschool education for children vs. life skills for adults), 2) structures, 3) resources (particularly the restrictions on revenue and staff functions), and 4) cultures. These differences will be key in deciding which agency receives the funds and employs the staff, and how the staff time is shared. In addition, barriers to sharing information (given confidentiality of some of it) will need to be overcome and questions of liability will need to be resolved.
Memorandum of Understanding The MOU recites the intention of these agencies to work together to: 1) better meet the needs of their clients; 2) arrange, and in some cases develop a method for, and provide services; and, 3) develop training opportunities (tied to grants). The agencies also agree to treat clients equally; notify the other of an intention to terminate the agreement; and evaluate the project at the end of the funding cycle.

(*Continued on the next page)*

Criteria

Need. Past applications have noted that the 2003 *SCAN Report* found mental health services to be "in a state of crisis, with poor accessibility, especially for families without insurance and families living below the poverty level."

One-Time Investment. This is a $22,846 request to fund operational costs (i.e. salaries) for a multi-faceted pilot project to provide mental health and conflict resolution services to low-income children, adolescents, and adults in the SCCAP Head Start and Circles © programs. In regard to future funding, the application notes that these services will be provided to groups rather than to individuals, which will lower the cost of those services per client. It also suggests that this will allow counselors to work with paying clients (those with insurance), thereby making more money available for subsidizing the non-paying clients. It also mentioned that Circles © was intending to raise funds as well.

Fiscal Leveraging. The CCB, SCCAP Head Start, and SCCAP Circles© Initiative use a combination of government funds or reimbursements, fund-raising, donations, and volunteers to operate their programs.

Broad and Long-Lasting Benefits. This multi-faceted project intends to provide a model for the delivery of mental health services and conflict resolution training to young children, adolescents, and adults (and their families). It may not only alter the lives of the participants for the better, but also offer a cost-effective approach to providing services that can be adopted by other service agencies.

Project Cost

Amount Requested	
Communications Conflict Management Skills Training (CCMST) for Families in Poverty - Project Director's Salary and Benefits for 9 months ($18,620.78)	$18,620.78
Circles© Youth Community Coordinator's Salary for 9 months (@ 5 hours/week)	$2,252.95
Incredible Years Head Start Teacher Training (Initial training, booster sessions and consultations)	$1,700
TOTAL AMOUNT REQUESTED	**$22,846.73**
Other Funds	
Head Start Training Funds	*$2,500*
Total Program Costs	*$25,346.73*

SSF Funding History

2006	Denied	To pay salaries for a Latino outreach program	$4,800
2010	Granted	To pay for start-up costs for the Incredible Years Social Skills Training Program	$8,894.25

[43-C] COLLABORATIVE PROJECT – DOWN SYNDROME FAMILY CONNECTION (DSFC) & VISUALLY IMPAIR PRESCHOOL SERVICES (VIPS) **Page #735**

Growing Together Early Learning Series **$2,000**

City residents served by this project in 2012 **10 (of 10 families)**

Agency Employees [full-time: 2/ part-time: 0/ volunteers: 5]

Shared Mission/Goals

- Down Syndrome Family Connections (DSFC) is a 501(c)(3) organization that has been operating in Bloomington since 2006. Its mission is to promote acceptance and understanding of Down Syndrome; promote recognition of the uniqueness and capabilities of individuals with Down Syndrome and the inherent dignity of all people with developmental disabilities; and, educate and support communities, families and individuals living, learning and growing with Down Syndrome.

-Visually Impaired Preschool Services, Bloomington (VIPS-B) is in its first year of operation. Its mission is to offer appropriate services to infants, toddlers and preschoolers who are visually impaired and their families to maximize each child's developmental potential through direct services, advocacy, and community education.

Collaborative Project *While the application did not address these criteria, a call to the applicant revealed the following:*

Close Communication The directors of these two, small and fairly new organizations have faced similar challenges and have become friends. They have worked together on the annual Resource Fair, which raises funds and educates attendees about resources for persons with disabilities, and are keenly aware of the difficulties those lack of resources pose for persons with disabilities and their families.

Challenges and Strategies to Overcome Them The lack of income and resources are the primary challenges that separate these agencies from their missions and limit collaboration. At the current time, the applicant addresses the challenge by working hard to help others without pay. In the long-run, it may be feasible for these agencies to be reimbursed for services under the Medicaid program. Although not part of the foreseeable future, expansion of the income-waiver provisions of the Medicaid program to reduce the very long waiting period would, perhaps, be the greatest benefit for their clientele.

Memorandum of Understanding A Memorandum of Understanding was provided upon staff request made at the time of submittal. It says, in brief, that DSFC will arrange for the sessions and evaluate the program, and that VIPS-B will account for the funds and help find and assist therapists with the content of the classes. Both will host the sessions.

Project

The DSFC is requesting $2,000 for operational costs (i.e. labor of Program Coordinator, instruction fees, advertising and gift bags) to operate a pilot, four-session *Growing Together Early Learning* Series. This series will target 10 children with developmental disabilities between one and five years-of-age and their parents, with special attention given to children with low-vision. It will offer four classes from professionals on speech and language, gross motor skills, fine motor skills, and social emotional development. The goal will be to connect parents with early intervention specialists in a unique setting and teach them activities that can be done as part of everyday routines and play, to help their children make progress towards developmental milestones. The gift bags will contain toys and items used in the class in order to encourage attendance and use of class techniques at home. The application notes that the Program Coordinator is a parent of two with special needs and a trained disability advocate and consultant.

Criteria

Need. The application does not cite a survey that identifies the need for early intervention for children with developmental disabilities. However, the Committee has awarded grants for this purpose in the past.

One-Time Investment. This is a $2,000 request for operational funds associated with a pilot project. While the application does not address or provide the requisite well-developed plan for future funding, a call to the applicant revealed that DSFC is growing and raising money in the process. In the short-run, success of these sessions will likely focus fund-raising in that direction. In the long-run, qualifying as a Medicaid provider, along with a broadening of the Medicaid income-waiver provisions, would improve the prospects of this program.

Fiscal Leveraging. The application does not address the leveraging of funds. However, the Funding Sheet identifies 5 volunteers and the Financial Statement lists income of $23,530 from a Buddy Walk and Buddy Run, calendar sales, Resource Fair registrations, and general donations. In addition, a local church will donate a safe space for the sessions.

Broad and Long-Lasting Benefits. The application asserts that the classes bring parents and children in contact with specialists who will give them easy and convenient things to do at home to help the children develop and give the parents hope about their children's future.

Cost

Amount Requested (in Order of Priority)	
Instructor Fees ($75 stipend per session x 4 sessions)	$300
Advertising (postcards and postage for 200 First Steps and Special Ed families)	$200
Supplies for Gift Bags ($25 per bag x 40 bags – one bag per family per session)	$1,000
Program Coordinator (labor costs associated with preparation, advertising, registration, purchase and assembly of bags, etc..)	$500
TOTAL AMOUNT REQUESTED	**$2,000**
Total Project Costs	**$2,000**

SSF Funding History - ***None***

THE GREATER BLOOMINGTON CHAMBER OF COMMERCE &
THE MONROE COUNTY SCHOOL CORPORATION
The Franklin Initiative's
Graduation Coach Initiative for BHS North and BHS South **$12,000**
City residents served by this project in 2012 **120 (of 160)**

Shared Mission/Goals
- The Franklin Initiative (FI) is a program of the Greater Bloomington Chamber of Commerce (a 501(c) (3) organization) with the mission of "facilitat(ing) partnerships between business and school communities that increase student engagement and achievement through real world learning experiences that prepare them for future education and success."
- The MCCSC mission is "to educate the students for the world of tomorrow. We commit to working with our community to deliver an appropriate and safe learning environment with a curriculum dedicated to excellence that honors the unique and diverse needs of our students."
- This collaboration carries out the missions of each organization to work with other entities and prepare students for future success.

Collaboration
In a follow-up statement, the applicant addressed the special criteria for collaborative projects under JHSSF which are summarized herein:
-High Level of Communication & Coordination. The FI Director is in daily contact with MCCSC central administrators, principals and other staff. The MCCSC Director of Secondary Education, in turn, is a member of the FI Advisory Council. The Graduation Coaches "work in schools alongside and with school staff and attend relevant staff meetings." MCCSC staff sits on various FI steering committees including the Monroe County College Success Coalition, High School Success Coalition, and the Monroe County Stay in School Partnership. Both organizations collaborate through the Monroe County Asset Coalition and Monroe County Youth Council. Lastly, the MCCSC Superintendent attends and is also an ex-officio member of the Chamber Board of Directors.
-Greatest Challenges in Achieving Goals. The supplemental information identified developing trust as the greatest challenge in achieving this collaboration. Trust was necessary before the schools would invite staff of another organization to work with students and staff inside the schools. Unlike in some other communities, the Chamber has actively worked to foster goodwill with the schools. Since 1999, FI has been working with the schools in various ways including conducting "career fairs, company tours, job shadowing, service learning, career panels, mock interviews, the Reality Store and the Graduation Coach Initiative." The partnership has grown over that time based upon a positive approach and mutual respect. One example of that approach is the annual Educators of the Year Award (which is now in its 12th year).
- Memorandum of Understanding (MOU) According to the MOU, MCCSC will help refer students to the program, provide in-school access to the students along with office space and facilities to the Graduation Coaches, and supply data needed by 3rd parties to evaluate the program. In turn, FI will supervise the Graduation Coaches, obtain funding needed for their salaries and related program expenses, and otherwise administer the program.
Need.
Collaborative Project
FI is requesting $12,000 in bridge-funding for the Graduation Coach salary for services at BHS South and North during the 2012-2012 school year. The Graduation Coach Initiative began in 2007 in the two local school districts "to directly address rising dropout rates (and,) after five years, (has been successful in) keeping students in school and on-track to graduation." Graduation Coaches are trained social workers who serve as mentors/advocates for 50-60 at risk students in grades 8-12 (i.e. those with a GPA of less than 2.0, low credit attainment, or ten or more absences). This means they meet regularly and develop supportive relationships with the students during the school year, monitor their grades and attendance, and connect with their parents. In overview, they: fill in the gap between duties and resources faced by school social workers and guidance counselors; follow the well-recognized Check & Connect model program; and achieved a retention/graduation rate of 89% for the 219 students served in 2010-2011. Approximately 60% of the participants are enrolled in the free or reduced-price lunch program.

(Continued on the next page)

Criteria

Need. The application cites the *2003 SCAN Report* for the need to address the problems of at-risk youth by expanding positive adult mentoring and role modeling programs and by also encouraging educational attainment.

One-Time Investment This is a $12,000 request in bridge funding for the salary for Graduation Coach to make up for the loss a $55,000 annual grant from the U.S Department of Education (ending in June 2012) for the 2012-2013 school year. In a phone call, the applicant mentioned that they are actively seeking and optimistic about making up the loss of funding in future years from local businesses and others in the community.

Fiscal Leveraging The FI will leverage the $12,000 grant with $71,500 provided from various sources including an AT&T grant ($40,000), Chamber Foundation ($9,333), local financial institutions ($7,667), and others.

Broad and Long-Lasting Benefits. Keeping at-risk youth in school and helping them graduate will result in a higher likelihood that they will find employment and increase their life-time earnings. The application states that "converting a dropout to a graduate would yield a lifetime public benefit of $209,000 in higher government revenues and lower government spending."

Cost – *Amount Requested in Order of Priority*

Graduation Coach salary and fringe benefits	$12,000
TOTAL PROJECT COSTS *(Note: the number was rounded down to the lowest dollar.)*	**$12,000**
Other Funds	
Chamber Foundation	$9,333
Indiana University Credit Union ($6,667) and Fifth Third Bank Foundation ($1,000)	$7,667
AT&T Foundation	$40,000
Dennis shoup Memorial Foundation ($4,500) and Other Funding Commitments ($10,000)	$14,500
TOTAL PROJECT COST	**$83,500**

SSF Funding History - None

[45-C] COLLABORATIVE PROJECT Page # 755

HARMONY EDUCATION CENTER (HARMONY SCHOOL) & MOTHER HUBBARD'S CUPBOARD

Plants, Produce, and Seed Distribution Project **$5,477**

City Resident served by the Program in 2012: 3,640 (out of 6,232)

Shared Missions/Goals:

- Harmony Education Center (Harmony) began in 1974 and has the mission "to prepare young people with the skill necessary to live and contribute to a heterogeneous democratic country" It serves 200 students aged 3-18 years-of-age, with 44% of those students qualifying for the Free or Reduced Lunch Program.
- Mother Hubbard's Cupboard (MHC) provides healthful, wholesome food to people in need, as well as nutrition and gardening education. It strives to enhance the dignity, respect, and self-care of everyone involved. It served 6,232 patrons in 2011 (30% of which were children) and over 805 reported being uninsured, disabled, or facing high medical costs. Last year it distributed over a 1 million pounds of food.
- This collaboration brings together Harmony's interest in educating their children and being a good neighbor, and MHC's interest in finding more fresh produce for its patrons.

Collaboration

-High Level of Communication & Coordination The application provided a history and evolution of this collaboration which began many years ago when Harmony would start the garden in the spring and MHC would tend and harvest the garden for its patrons during the summer and fall. Last year, Harmony took over the gardening in the summer and expanded it to Hilltop Gardens.

- Project As a result of that success, the two organizations agreed to pursue this *Plants, Produce, and Seed Distribution Project*, which will focus on educating the children about establishing a sustainable local food supply and enhancing the food security in our community, and accomplish this by providing a full-cycle of gardening from seed to harvest. Please note that the application ties the seed-saving component to a recommendation in the Peak Oil Task Force report. The program will also feed students and their families and provide plants and produce for MHC to distribute to its patrons.

- Memorandum of Understanding (MOU) According to the MOU and application: 1) Harmony would receive the funds; 2) Harmony would start plants in the greenhouse as part of this new curriculum and provide starts to MHC for distribution; 3) Harmony would also begin a seed-saving project and give seeds to MHC for patrons who wish to begin a garden; and 3) Harmony would also provide produce to MHC (which has exceeded 400 pounds in each of the last three years).

-Greatest Challenges in Achieving Goals In a call, the applicant mentioned that deciding how to apportion the food and seeds between the agencies this first year has yet to be worked out, but anticipated the issue would be resolved without undue difficulty.

Request

Harmony and MHC request $5,477 in a mix of operational costs (i.e. salaries, seeds, and baskets) and equipment (i.e. sink, scale, hose, kid-size garden tools, and a camera) to create and run a sustainable food class for Harmony students and provide seeds and plants for patrons of MHC. *Please the above narrative for more about the project.*

Criteria

Need. Along with other sources, the application cites the *SCAN Report* for the importance of meeting basic human needs – emergency shelter, hunger and clothing. It also cites the *Consolidated Plan* for the need to fund agencies that provide emergency services (e.g. food) to low-income households.

One-Time Investment. This request is a mix of operational costs and equipment for an expansion of an existing project. In a call, the applicant confirmed that the recurring costs (salaries, seeds, and baskets) would be covered by other sources in future years.

Fiscal Leveraging. The application states that the $5,477 request will be leveraged by $1,750 in donation of staff time by LIFE Farm and Nature's Crossroads and of seeds by the latter. Among other leveraging, the food will be provided to needy households without cost.

Broad and Long-lasting Effects. This project offers opportunity for many spillover effects by: giving children the means to grow their own food and educating them on the importance of doing so; providing seeds, plants, and produce to low-income students and their families and patrons of the MHC; and, allowing Harmony to create a curriculum to use in the future and to share with other schools.

(Continued on next page.)

Cost

Amount Requested in Order of Priority

Storage Shed (@$797) and 2 Picnic Tables (@$88)	$973
Salary for Creating, Implementing, and Documenting the Curriculum (280 hours x $11/hour)	$3,080
Outdoor Sink (@ 164.86) and Food Scale (@ $258.8)	$423.66
Hose, Water Wand, and Hose Reel	$178.60
Kid Sized Garden Tools	$575.40
35 Packs of Seeds (@$1.49/pack)	$52.15
10 Harvest Baskets (@ $3.50)	$35)
Camera	$159.99
Total Amount Requested *(Rounded down)*	**$5,477**
Other Funds	
LIFE Farm and Nature's Crossroads (100 hours x $15/hour) and Seeds ($250)	*$1,750*
Total Project Cost	***$7,227***

SSF Funding History (Harmony as Lead Agency)

1994	Granted	Rhino's All Ages Club	Larger facility for adolescents' activities	$5,000
1995	Granted	Rhino's All Ages Club	Pilot outreach program	$4,500
1997	Denied	Harmony School	Replace playground equipment	$34,000
1997	Denied	Rhino's Youth Center	Rent and Salaries to cover a cut in funding	$10,000
1998	Granted	Rhino's Youth Center	Operate Graffiti Clean-Up; operating costs	$10,900
1999	Denied	Rhino's Youth Center	Food and supplies for bike trip	$3,000
2000	Granted	Rhino's Youth Center	To construct a radio studio at center	$2,000
2002	Granted	Rhino's Youth Center	To buy A/V editing equipment for after-school program	$8,264
2005	Granted	Rhino's Youth Center	Construct bathrooms and upgrade heating and cooling system.	$22,900
2008	Granted	Rhino's Youth Center	To purchase chairs for Rhino's youth center	$3,000
2009	Granted	To pay for installing a water line, improving a greenhouse, and constructing a tool shed at Harmony Education Center.		$5,873

Merger: Director Salary & Consulting Services **$22,500**

City residents served by this project in 2012 **200-225 (of: 250-275)**

Missions

Martha's House (MH) is an emergency shelter for sober, drug-free adults. The mission of MH is to provide safe emergency shelter for men and women who are experiencing homelessness and who are working toward becoming self-sufficient productive citizens.

New Hope (NH) is an emergency shelter for families with children. The mission of NH is to provide temporary shelter for homeless families in Bloomington and Monroe County and, in collaboration with other agencies, to help those families regain housing by addressing the problems that led to homelessness.

Project

These agencies request funding to: hire a new director to oversee and implement the merger of the two organizations & funds for a consultant to advise on the merger. The merger will lower operating and administrative costs; will lower office costs by having one office site instead of two; will provide for more consistent case management; will increase visibility and fund-raising capacity and will provide a collaborative model for other area non-profits.

At present, the director position for Martha's House is vacant and the part-time director at NH will be vacant in the coming months. The agencies propose to hire a new director to administer both organizations with a priority to work toward merger in the first year. The director would work closely with an outside consultant on the merger. The agencies write that hiring a new director without allegiances to either organization would bring objectivity to the merger. In subsequent years, the director would focus on fund raising, public awareness and education.

The agencies point out that consulting services are needed to help guide the agencies through the merger. As documented below, there are a number of challenges associated with consolidation. A third party would help create objective and workable solutions.

The agencies write that they are good candidates for a merger. "The staff at each agency know and understand the meaning of collaboration. Each collaborates on a daily basis with the many social service providers in the community to help their respective clients connect with the services they need to stabilize their lives and begin the work toward self-sufficiency."

Benefits & Challenges of Collaboration:

Benefits: The agencies advise that a merger will:

- lower operating & administrative costs by merging two directorships into one;
- lower office costs by having one site instead of two;
- create more consistent case management & seamless program transition;
- increase the visibility of the new organization, thereby increasing its fund-raising potential; and
- create a model for other agencies to follow

Challenges: The challenges are programmatic, administrative and financial. The agencies cite some of the outstanding questions as: How to make it happen? What to call the new entity? How to merge programs without jeopardizing State and federal funding? How to merge operations, administration and finance? How to merge two boards? How to best utilize their physical facilities? How to merger staff? How to merge fund-raising efforts?

Communication: The agencies' MOU explains that there has been regular communication between the principles and executive boards of each agency about the merger.

Criteria

Need. HAND's *Consolidated Plan* points to the need to provide funding to non-profit organizations that serve low income individuals/families with their basic emergency needs: food, shelter and health care. MH is the only emergency shelter in the area serving an all-single adult population of homeless people 12 months a year. NH is the only emergency shelter in Monroe County that keeps homeless families together. NH provides accommodation for up to 3 families for 90 days; additional rental units allow for housing up to 6 families.

One-Time Investment. This is a request for a one-time investment. The merger would reduce overhead costs and increase visibility, and concomitantly, fundraising. MH has State and federal grants that are expected to continue at or current funding levels. The expanded scope of services will help the new organization solicit additional funding.

Fiscal Leveraging. The agencies will contribute $10,000 toward the Director's salary and $2,500 toward consulting services.

Broad and Long-Lasting Benefits. This merger will strengthen the capacity of the new organization and increase community awareness. In times of reduced State and federal funding, the viability of many non-profits is threatened. This merge intends to "shore up" a vital component of the community's safety net.

Cost -- *Amount Requested – Ranked by Priority*

Director Salary (@ $30,000/annum)	20,000
Consulting (@ $5,000 for services)	2,500
TOTAL AMOUNT REQUESTED	**$22.500**

Other Funds

Director Salary	$10,000
Consulting	$2,500
TOTAL PROJECT COST	$35,000

Project LEAD (Linking Essential Assets for Development) **$8,755.60**
City residents served by this project in 2012 **30-31 (of: 32)**

Missions

PALS: PALS provides high-quality, safe, educational, fun and therapeutic animal assisted activities such as therapeutic horseback riding, hippotherapy, animal care and pet encounter therapy to children and adults with physical, learning, cognitive or emotional disabilities.
BBBS: To provide children facing adversity with strong and enduring, professionally supported one-to-one relationships that change their lives for the better, forever.

Project

These agencies seek funding to launch Project LEAD, an 8-hour program in which high-risk adolescents work with their "Bigs" to develop skills related to problem solving, decision making and communication while increasing self esteem and social awareness. Youth participants will be chosen based on their probationary status and current participation in the BBBS mentoring program. BBBS participants will engage in PALS Equine Experiential Education program wherein autonomy, relatedness and competence are explored utilizing equine partners. In this context, participants experience a variety of successes and failures, reflect on related experiences, and discuss their application to future experiences and actions. Project Lead also will incorporate the Search Institute's recommended list of 40 developmental assets identified as necessary for young people to avoid risk

Funding is requested to cover the costs of facilitating the program two times in 2012. Programs will be held in July and November and will serve 16 adolescents in each session. Over these two sessions, a total of 16 hours will be provided. The request includes personnel, program materials, and in-direct costs occurred by both organization within the partnership. After the pilot year, the agencies may extend Project LEAD adolescents, those in foster care and others.

While the sessions will be conducted by PATH International Certified Instructors, and PALS has submitted a separate JHSSF grant for expenses related to staff certification, PALS advises that they are "grandfathered" in and are not required by PATH (Professional Association of Therapeutic Horsemanship International) to obtain advanced certification until 2013. PALS advises that PATH permits them to provide these non-mounted mental health therapeutic services in 2012.

Benefits & Challenges of Collaboration:

Benefits: BBBS will identify the needy adolescents. PALS will provide the therapeutic Equine Experiential Education program.
Challenges: Not addressed.

Criteria

Need. SCAN identifies "that youth experiencing socioeconomic ills may not only suffer from a lack of basic necessities, but that these individuals may also be subject to the effects of stress, anxiety and other unhealthy or self-destructive behaviors." The Indiana Youth Institute observes that out-of-school programs, play a key role in promoting positive youth development. PALS and BBBS write, " [w]ith 18.1% of Monroe County youth under the age of 18 living in poverty, it becomes essential . . . to provide high-quality mentoring and youth leadership programs, focusing on low in come youth . . . ."

One-Time Investment. This is a request for a pilot project. The organizations will evaluate the outcomes of the sessions. Once statistics are collected, the organizations will be positioned to solicit funds from other sources to ensure the program's viability.

Fiscal Leveraging. None identified; agencies seeking other funds. Certified horse handlers are expected to volunteer with the program

Broad and Long-Lasting Benefits. "By addressing key developmental assets within a unique therapeutic setting, Project LEAD provides participants with an opportunity to continue to grow and develop the support of their peers and mentors."

Cost -- *Amount Requested – Ranked by Priority*

Staffing Requirements	$2,480.00
Instructional Materials (8 therapy horses @ $40/hr + other material)	$5,632.40
Indirect cost	$ 643.20
TOTAL AMOUNT REQUESTED	**$ 8.755.60**
Other Funds	*0*
TOTAL PROJECT COST	$8,755.60

Homelessness Case Manager **$32,833***

City residents served by this project in 2012 ***98% of the 186 clients served by Genesis in 2011 were Monroe County residents***

Missions

Interfaith provides shelter to Monroe Co. residents, November-March, 9p-7a, 7 days/week.
Genesis provides a safe a safe environment for the homeless community, April-mid-October.
Shalom is dedicated to aiding and empowering people experiencing homelessness and poverty.

All three agencies employ a low-barrier model. While Interfaith and Genesis, together, provide overnight shelter throughout the year, Shalom provides year-round day services. All three agencies work with many of the same clients.

Project

These agencies seek funding for a shared, full-time case manager. In the alternative, the agencies ask for funding for a ¾ or ½ time caseworker.

The agencies point out that a Shalom/Interfaith/Genesis partnership provides the opportunity to serve the largest segment of the homeless population in Bloomington. Genesis and Interfaith provide overnight shelter and together provide overnight housing to more homeless guests that any other facility in our community. Interfaith served 52 people/night during its last season and Genesis served 186 different individuals. Shalom provides day services and problem-centered case management to 1,400 + clients each year, many of whom are also clients of Interfaith and Genesis. Because Interfaith and Genesis are not positioned to do casework, a caseworker shared among all three agencies would allow for personalize and intensive case management for clients who have a very high need and are actively receiving very little supportive case management. Through active case management, the entities anticipate a greater success rate in securing a home for clients and reducing the time spent in overnight shelters, freeing up beds and reducing overcrowding. This partnership is endorsed the Housing Network as part of a comprehensive approach to addressing regional housing and homelessness.

Nature of the Collaboration

- At least one person from each organization will serve on the search committee;
- Genesis and IWS agree to provide space, internet access (as available) and client access to the caseworker; and
- Shalom will act as fiscal agent; provide payroll services and employee-related insurance for the caseworker position; provide staff supervision for the caseworker; provide office space a computer access for the caseworker.

Benefits & Challenges of Collaboration:

Benefits: triage approach, helping clients with many needs beyond shelter; a unified data system linking all three to a State system; systemic follow-through on shared clients; potential relief on stress of shelters; preparation for entry into permanent supported housing programs; potential reduction in shelter strays; groundwork for further collaboration.

Challenges: navigating conversations with different parties; balancing drive to be open with limits on space; shifting to a first-time entry system that occurs during the day at Shalom, rather than at the door of the shelter; using the State intake system; differing view of how collaboration should go.

Criteria

Need. According to HAND's Consolidated Plan, "A significant part of the City of Bloomington's Anti-Poverty Strategy is to provide access to information and emergency assistance to the most vulnerable elements of the community**."** The Plan also states that "service coordination is a key part of the local strategy of support and effort to regain self-sufficiency" and that Shalom provides "an ideal location to make caseworkers from different agencies available."

One-Time Investment. This is a request for a one-time investment. The agencies will be applying for a State *Emergency Solutions Grant* to help fund this position beyond one year.

Fiscal Leveraging. Office space will be provided at all three facilities with Shalom providing administrative and supervisory support.

Broad and Long-Lasting Benefits. The agencies point to the South Central Indiana Housing Network's emerging 10-year plan to reduce homelessness. The Network is seeking to coordinate a more comprehensive approach to the issue, combing triage, homelessness prevention and rapid re-housing, diversionary strategies, and permanent supportive housing.

Cost -- *Amount Requested – Ranked by Priority*	
Caseworker Salary & Associated Expenses – Full time	32,833
(Alternative: Caseworker & Expenses -- ¾ time)	(24,625)
(Alternative: Caseworker & Expenses – ½ time)	(16,417)

TOTAL AMOUNT REQUESTED	**$32.833**

Other Funds	*0*
TOTAL PROJECT COST	$32,833

Jack Hopkins Social Services Funding Application

Funding Sheet

Lead Agency:

Name AMETHYST HOUSE, INC

Is the Lead Agency a 501(c)(3)? ☒ Yes ☐ No | Is this a collaborative project? ☐ Yes ☒ No

Number of Agency Employees: Full-time 10 Part-time 4 Volunteers 2

Address where Project will be facilitated or housed:
Amethyst Women's House: 322 W. 2nd St, Bloomington, 47403

Name of Project Administrator: Gina Lovell, Administrative Director

Address 645 N. Walnut St, Bloomington, 47404

Telephone & E-mail 812-336-3570 ext. 203

Name of other participating agencies, if different from Lead Agency: N/A

Proposed Project:

Title of Project: Amethyst Women's House - Bathroom Renovation

Total Cost of Project: $3,775

Requested JHSSF Amount: $3,775

Other Funds Expected for Project:

Amount	Source	Confirmed or Pending
N/A		

Number of Clients Served by this Project in 2012: 35 clients (projected)

Number of City Residents Served by this Project in 2012: 15 city residents (projected)

Is this a request for operational costs? ☐ Yes ☒ No

If "yes," is the request for a pilot project or for bridge funding? ☐ Pilot ☐ Bridge

Example:
Tables: 5 tables @ $12.00 each
Chairs: 20 chairs @ $8.00 each

Funding Information:

Please note: Due to limited funds, the Committee often recommends partial funding for a program. In the interest of helping the Committee best decide how to distribute funds, please provide an itemized list of program elements, ranked by priority and their costs.

ITEM	COST
- Please refer to "Project Budget" in attached narrative -	

Claim Submission Date: *(check one)*

☑ July 2012 – September 2012 ☐ October 2012 – December 2012

☐ Other

Jack Hopkins Social Services Funding Application

Agency Contact Sheet

Lead Agency:

Name:	Amethyst House, Inc
Address:	645 N. Walnut St
	Bloomington, IN 47404
Phone & E-Mail:	812-336-3570
Website:	http://www.amethysthouse.org/
President of Board of Directors:	Terry Cohen

Director Information

Director of Lead Agency:	Mark DeLong, Executive Director
Director's Address:	- same as above -
Phone & E-Mail:	812-336-3570 ext. 206

Presenter Information

Name of Person to Present Application to the Committee	Sarah Owen, Outpatient Counselor
Address	- same as above -
Phone & E-mail	812-336-3570 ext. 205

Grant Writer Information

Name of Grant Writer:	Sarah Owen
Address:	- same as above -
Phone & E-Mail:	- same as above -

Please also include:

- The Agency's Mission Statement in Two-Page Application Narrative
- A Simple Program Budget for use of requested funds (please check your math)
- A year-end financial statement that includes fund balances and total revenue & expenditures

JACK HOPKINS GRANT APPLICATION
Submitted by Amethyst House, Inc.
Jack Hopkins Social Service Funding Committee
April 09, 2012

AGENCY MISSION

Amethyst House, Inc. is a Bloomington-based non-profit United Way agency that provides recovery-focused residential and outpatient services for people with drug, alcohol, and gambling addictions, as well as educational and self-awareness groups for people with signs of potential substance abuse. Our Mission Statement reads "Amethyst House partners with individuals, families, and communities impacted by addictions and substance abuse by providing quality recovery services and guidance for clean, sober, and healthy living." Our Vision Statement is "To promote a world where recovery services are accessible to all, the stigma of addiction is eliminated, and lifelong recovery is a reality."

Amethyst House is currently in its 31st year of operation, continuing to serve the aforementioned population. As residential programs have closed their doors over the years due to funding and management issues, Amethyst continues to upgrade the services we offer and use best practice models for sobriety and long-term growth. Our long-term transitional housing with case management, group, and individual counseling supports clients to pursue employment, education, involvement in the 12-Step community, relationship building and mending, and support to work through legal issues. Daily living skills and responsibilities are learned, often for the first time in a resident's life. Recognition of sober living accomplishments is an integral part of ongoing programming; individual treatment plans are developed by the resident and his or her case manager, setting personal goals and utilizing the resident's strengths, abilities, and needs.

Amethyst provides long-term residential living in two separate facilities, one housing 17 men and one housing 11 women (and up to two children, ages 0-5), requesting a minimum six-month commitment to our program. We also provide a three-quarter house for up to four male residents who have graduated from our men's halfway house and who would like to further utilize our services and maintain connections with the recovery community.

During their time in the program, clients are expected to regularly attend AA/NA meetings, find a sponsor and engage in 12-Step work, maintain full-time employment, attend our outpatient services, and learn responsibility in basic living skills and financial management. If a resident so desires, visits to the houses by family and friends are welcomed and residents are encouraged to request overnight visitation passes for their children so that they can maintain regular contact and build healthy relationships. Family case management sessions are also offered within our program, recognizing that addiction affects not only our clients but their families, friends, co-workers, and others in the community. Finally, an Amethyst "stone ceremony" is held for each individual who successfully completes the program, recognizing their hard work and journey in recovery, and they are encouraged to invite family and friends.

Amethyst House partners with numerous local, regional, state, and national agencies to support, coordinate, and work toward comprehensive, non-duplicated services for citizens in Monroe County and beyond. We utilize Hoosier Hills Food Bank on a weekly basis and encourage clients to visit Mother Hubbard's Cupboard and Community Kitchen, if qualified, when they leave our program. Most residents are uninsured with regard to healthcare and benefit from Volunteers in Medicine, addressing health needs which have been neglected and minimizing emergency room visits. Amethyst also works with the Indiana Department of Child Services to coordinate

benefits, childcare, child support payments, and child visitation at both our men's and women's houses.

Amethyst House partners with various local resources to serve our clientele, including but not limited to the following: Centerstone, Meadows Hospital, Middle Way House, Martha's House, Hannah House, Positive Link, Catholic Social Services, Family Solutions, and Ireland Home-Based Services. We regularly invite local representatives to share their expertise and provide education at our weekly resident house meetings, including speakers from Positive Link, HAND, and Middle Way as well as credit counselors, cooks, nutritionists, smoking cessation advisors, and representatives from Ivy Tech and Indiana University. Further, Amethyst case management staff collaborates locally through committee work with Homeward Bound, South Central Housing Network, the annual Homeless Count, Centerstone's advisory committee for Co-Occurring Disorders, the CARES board, Monroe County Court Foundation, and the DMHA Addiction Planning Council.

We have recently begun collaboration with Indiana University toward open panels and initiatives which address ever-growing problem gambling issues among students as well as others. Amethyst House works closely with Monroe County Drug Court, probation and parole departments, and court systems in Monroe and surrounding counties. We are in verbal communication to provide support throughout a resident's program here, and provide regular written reports to these entities, sharing treatment plans, progress, and critical incident information.

Amethyst House has a history of working with Indiana University to provide volunteer and internship opportunities for students. We work primarily with the Psychology, Social Work, and Human Development, and Family Studies programs. We currently have one intern at our women's residence and two volunteers, one at each of the halfway houses. Indiana University's Psi Chi honors organization volunteers 20-25 students annually for work projects, social/learning activities with clients, and agency events.

One of Amethyst's most significant community collaborations is a long-standing commitment to provide space in both halfway houses and our men's three-quarter house for 12-Step meetings that are open to the general community. These meetings bring in approximately 100 community members weekly for support and fellowship. These citizens become aware of residential and treatment options as alternatives to jail, homelessness, and family dysfunction, either for themselves or someone they may know.

NATURE OF PROJECT

Amethyst House is requesting $3,675.00 from the Jack Hopkins Social Service Funding Committee for extensive renovations to the three bathrooms at our women's residential facility. The site houses up to 11 residents and served 34 total residents throughout 2011. Our women's facility is the site of the Henley House, originally built in 1895; since its restoration in 2000, the historic building has posed financial challenges as it has slowly begun to fall into disrepair.

Being a small organization with limited funding, Amethyst has often had to rely on short-term construction fixes, as they are typically the more affordable option. We have also had to rely on donations or secondhand purchases to furnish our houses, including storage units/vanities within our bathrooms, and we recently had to dispose of one vanity that had outlived its quality and usefulness. Moreover, Amethyst has had to resort to "patchwork" fixes for an upstairs shower that recently suffered moisture damage in the walls. The moisture caused the tile work to collapse and rendered it unusable for a short time. We have since managed to contain this

damage by installing a shower unit that covers the old tiling, but the unit itself is ill-fitting and requires further sealant work if we are to avoid further damage to the building.

SATISFACTION OF FUNDING CRITERIA
This request meets the criteria of the SCAN assessment, as well as HAND'S Consolidated Plan by upgrading transitional housing for a largely homeless population and assuring sanitary living conditions while conserving energy and fuel costs.

PROVIDE A ONE-TIME INVESTMENT WITH LEVERAGED MATCHING FUNDS
The renovations are expected to last at least 10 years, based on the current status of the facility after its restoration in 2000. Future replacement and/or maintenance of these renovations would be through the Amethyst operating budget, fundraising, and donations.

BROAD AND LASTING BENEFIT TO THE COMMUNITY
As stated in our Mission, the requested improvements help to provide a safe, welcoming home, no only for residents but for their children as well. And while Amethyst House's top priority has always been the safety of our residents, we also pride ourselves in the comforts that our residential facilities offer our clients. We as a staff strive to make these environments feel truly like a home and not an institution so that our clients may grow and thrive in their newfound sober lifestyles. For residents, the quality of living that we provide for them is just as crucial in destigmatizing addiction as is our education and outreach about addiction and recovery; though they may be housed in a transitional facility, we believe our clients deserve a welcoming and quality environment in which to regain their footing in life.

The staff of Amethyst House wishes to thank you for your generous support of our program and initiatives. We appreciate your time and consideration of our current request.

PROJECT BUDGET (ITEMIZED)
North/South Upstairs Bathrooms ($2,050 – Top Priority Project)

- Labor and material to tear out / repair shower (South)
- Replace shower, shower head, and any structural damage (South)
- Bleach / re-seal shower (North)
- Two new toilets @ $125 each (North & South)

Downstairs Bathroom ($1,425)

- Labor and material to tear out / replace vanity
- New vanity and faucet fixture
- Labor to run heat through baseboard

Miscellaneous Labor Cost Estimate ($300)

Total Funds Request: $3,775

Hardwood Bookshelves Property Management

CUSTOM CARPENTRY
RICK LYKINS
Woodworking

Furniture Repair

4555 Swartz Ridge
Bloomington, IN 47401
(812) 369-1668

BILL TO:
Estimate for materials & labor Amethyst Women's house bathrooms.

SERVICE	FEES
North/South Upstairs Bathrooms	$2,050
• labor & Material to tear out/repair shower	
• Replace shower, shower head & any structural (South) damage	
• Bleach & re-seal shower (North)	
• Two new toilets @ $425.00 each North & South	
Downstairs Bathroom ($1425.00)	$1,425
• labor & Materials to tear out/replace Vanity	
• New vanity & faucet fixture	
• Labor to ran heat duct through Kick	
Miscellaneous labor $300	$300.00
Rick Lykins Total Estimate	$3,775

Amethyst House
Profit & Loss
July 2010 through June 2011

	Jul '10 - Jun 11
Ordinary Income/Expense	
Income	
6000 · DMHA FUNDS	
6010 · Hossier Assurance Plan (HAP)	277,329.23
6020 · Housing Contract	120,000.00
6040 · Gambling	9,472.70
6050 · ATR	40,347.65
Total 6000 · DMHA FUNDS	447,149.58
6075 · INTECARE	17,106.23
6100 · CLIENT FEES	
6105 · Program Participation Fees	103,521.88
6110 · Treatment Fees	112,848.10
Total 6100 · CLIENT FEES	216,369.98
6200 · DONATIONS	
6225 · Restricted	6,012.62
6250 · Unrestricted	12,013.23
Total 6200 · DONATIONS	18,025.85
6300 · FUNDRAISING	
Borders	261.66
Dance	5,473.53
6310 · NAP	24,200.00
6320 · Annual Campaign	6,555.00
6330 · Carnival	2,579.00
6340 · Bricks	400.00
6350 · Homeless Walk	710.53
6360 · Gift Card Program	405.67
6370 · GoodSearch	12.31
Total 6300 · FUNDRAISING	40,597.70
6400 · GRANTS	
Monroe County Community Founda	3,268.59
Jack Hopkins	7,858.87
6425 · HUD	87,055.00
6450 · Monroe Cnty. CARES	23,265.00
6475 · Vandeburg Co. SAC	11,000.00
Total 6400 · GRANTS	132,447.46
6500 · UNITED WAY	
EFSP	600.00
6500 · UNITED WAY - Other	26,794.99
Total 6500 · UNITED WAY	27,394.99
6600 · OTHER INCOME	
AH Foundation	493.00
6625 · Interest Income	15.36
6675 · Reimubersments	2,229.09
Total 6600 · OTHER INCOME	2,737.45
Total Income	901,829.24

Amethyst House
Profit & Loss
July 2010 through June 2011

	Jul '10 - Jun 11
Gross Profit	901,829.24
Expense	
CONFERENCE EXPENSE	15.00
EMPLOYEE FEES	26.95
7000 · PAYROLL	
7025 · Salaries & Wages	449,259.26
7050 · Vacation, Holiday & Sick Pay	52,015.75
7000 · PAYROLL - Other	2,178.29
Total 7000 · PAYROLL	503,453.30
7100 · PAYROLL TAXES	
7125 · Comp MCARE	6,816.72
7150 · Comp SS	29,147.51
7175 · Comp SUI	3,990.13
7100 · PAYROLL TAXES - Other	-2,178.29
Total 7100 · PAYROLL TAXES	37,776.07
7200 · EMPLOYEE BENEFITS	
7225 · Health Ins.	35,606.91
Total 7200 · EMPLOYEE BENEFITS	35,606.91
7400 · FUNDRAISING EXPENSE	
Bricks	461.00
Dance	926.50
7453 · Celebrations	450.00
7454 · Carnival	2,069.65
7455 · Kroger Gift Cards	1,500.00
Total 7400 · FUNDRAISING EXPENSE	5,407.15
7500 · OFFICE SUPPLIES	
7510 · POSTAGE & SHIPPING	526.28
7500 · OFFICE SUPPLIES - Other	10,510.18
Total 7500 · OFFICE SUPPLIES	11,036.46
7575 · DUES & SUBSCRIPTIONS	
Financial	57.14
7590 · Donor - eTapestry	2,160.00
7595 · Publications	269.10
7596 · Professional	550.00
7575 · DUES & SUBSCRIPTIONS - Other	1,045.00
Total 7575 · DUES & SUBSCRIPTIONS	4,081.24
7600 · MEDICAL FEES	
7625 · Supplies	6,925.85
7650 · Clients	9,221.32
7675 · Staff	205.00
Total 7600 · MEDICAL FEES	16,352.17
7700 · FOOD & BEVERAGE COSTS	
7725 · Clients	21,937.54
7750 · Staff/Board	4,934.87
7700 · FOOD & BEVERAGE COSTS - O...	400.00

Amethyst House
Profit & Loss
July 2010 through June 2011

	Jul '10 - Jun 11
Total 7700 · FOOD & BEVERAGE COSTS	27,272.41
7800 · RENT	34,528.56
7850 · TAXES	
Property	98.20
7860 · Real Estate Taxes	1,766.03
Total 7850 · TAXES	1,864.23
7900 · TELEPHONE	
7910 · Telephone	9,634.69
7920 · Internet Services	3,271.01
7900 · TELEPHONE - Other	
Total 7900 · TELEPHONE	12,905.70
7950 · UTILITIES	
7960 · Electric	14,863.56
7970 · Gas	4,471.96
7980 · Water	4,644.48
7990 · Cable	833.85
7950 · UTILITIES - Other	
Total 7950 · UTILITIES	24,813.85
8000 · INSURANCE	
8010 · Umbrella	3,582.72
8020 · Commercial Package	13,506.00
8025 · Rental Property	449.40
8030 · Insurance Liab./Prop.	
8040 · Directors & Officers Liability	3,424.34
8050 · Employee Bond	500.00
8080 · Workers Comp.	7,086.05
8090 · Vehicle - Insurance	1,121.00
8000 · INSURANCE - Other	
Total 8000 · INSURANCE	29,669.51
8100 · MAINTENANCE & REPAIRS	15,193.97
8200 · PROFESSIONAL FEES	
8225 · CPA	17,355.00
8275 · Attorney	3,350.65
8200 · PROFESSIONAL FEES - Other	4,145.00
Total 8200 · PROFESSIONAL FEES	24,850.65
8300 · INTECARE FEES	978.82
8400 · INTEREST EXPENSE	
LOC	8,536.90
8400 · INTEREST EXPENSE - Other	4,788.25
Total 8400 · INTEREST EXPENSE	13,325.15
8500 · CLIENT EXPENSES	
8580 · Leisure Enhancement	2,159.09
8510 · Supplies	1,292.74
8520 · Household Goods (non-consumbl.)	7,716.41
8530 · Incentives	1,026.96
8540 · Transportation	1,325.00

Amethyst House
Profit & Loss
July 2010 through June 2011

	Jul '10 - Jun 11
8560 · Client Fees - Refund	834.48
8500 · CLIENT EXPENSES - Other	
Total 8500 · CLIENT EXPENSES	14,354.68
8600 · ADVERTISING & PRINTING	
8610 · Printing	306.95
8620 · Copying	362.33
8640 · Job Advertising	1,041.66
Total 8600 · ADVERTISING & PRINTING	1,710.94
8700 · TRAINING	
8725 · Staff	1,637.20
8750 · Conference	1,693.00
8775 · Materials	381.66
8700 · TRAINING - Other	
Total 8700 · TRAINING	3,711.86
8800 · TRAVEL	
8810 · Mileage	7,770.59
8820 · Airfare	50.00
8830 · Gas	195.66
8840 · Parking	158.09
8850 · Vechicle Expenses	340.05
8860 · Lodging	3,498.42
8870 · Meals	1,144.22
Total 8800 · TRAVEL	13,157.03
8900 · EQUIPMENT RENTAL/LEASE/PU...	11,379.52
8950 · DEPRECIATION	27,495.64
9000 · OTHER EXPENSES	
9050 · Gifts	1,984.76
9075 · Service Charges	3,236.82
Total 9000 · OTHER EXPENSES	5,221.58
9500 · Shared Costs	
Total Expense	876,189.35
Net Ordinary Income	25,639.89
Net Income	**25,639.89**

Amethyst House
Balance Sheet
As of June 30, 2011

	Jun 30, 11
ASSETS	
Current Assets	
Checking/Savings	
1000 · ONB 4026850	12,898.55
1022 · Evansv ONB 396813970	744.92
Total Checking/Savings	13,643.47
Accounts Receivable	
Other Grants	3,268.59
DMHA	32,791.86
Homeless Walk	640.53
HUD	14,508.00
Total Accounts Receivable	51,208.98
Other Current Assets	
1110 · Accounts Receivable	
Bloomington AR	4,321.67
Evansville AR	6,231.00
Residential Men's & 3/4 Way AR	1,512.20
Residential Women's AR	1,398.29
1112 · Bad Debt Allowance	-8,000.00
Total 1110 · Accounts Receivable	5,463.16
1345 · Petty Cash -- Admin	200.00
1352 · Petty Cash - Maintaince	100.00
1357 · Petty Cash -- Evansville	100.00
1360 · Outpatient Change Fund	30.00
Total Other Current Assets	5,893.16
Total Current Assets	70,745.61
Fixed Assets	
Property 3/4 Way House	
1537 · 416 W. 4th Street	173,500.00
1538 · Accum Depreciation - 4th St.	-33,491.55
Total Property 3/4 Way House	140,008.45
Vehicles & Equip	
1300 · Vehicles	10,000.00
1305 · Accum. Depr - Vehicles	-10,000.00
Total Vehicles & Equip	
1410 · Property Women's House	
1411 · Second St. Property	293,040.27
1412 · Accum Depr.- 2nd St.	-80,517.38
1410 · Property Women's House - ...	509.97
Total 1410 · Property Women's House	213,032.86
1415 · Furniture and Equipment	
1416 · Furniture & Equipment	74,587.13
1417 · Accumulated depreciation	-72,770.69
Total 1415 · Furniture and Equipment	1,816.44

Amethyst House
Balance Sheet
As of June 30, 2011

	Jun 30, 11
1430 · Land	15,000.00
1435 · Property Men's House	
1405 · Accum. Depr.- Rogers	-90,057.27
1436 · Rogers St.	431,607.95
1435 · Property Men's House - Other	1,717.94
Total 1435 · Property Men's House	343,268.62
1524 · Property Evansville	
1525 · L. Hold Improve. - Evansville	6,225.00
1526 · Accumulated Decp - Evansville	-6,225.00
Total 1524 · Property Evansville	
Total Fixed Assets	713,126.37
Other Assets	
1800 · Gift Cards	
1801 · Marsh	950.00
1802 · Kroger	1,200.00
Total 1800 · Gift Cards	2,150.00
Total Other Assets	2,150.00
TOTAL ASSETS	**786,021.98**
LIABILITIES & EQUITY	
Liabilities	
Current Liabilities	
Accounts Payable	
2000 · Accounts Payable	8,925.28
Total Accounts Payable	8,925.28
Other Current Liabilities	
3030 · Accrued Vacation	13,870.06
3035 · Payroll - 403 (B)	100.00
3040 · Payroll-FEDERAL	1,855.00
3050 · Payroll-INDIANA	1,341.69
3055 · Payroll-MCARE	699.76
3060 · Payroll-County Taxes	411.76
3065 · Payroll-SOCSEC	2,586.14
3070 · Payroll-SUI	958.45
3075 · Payroll-United Way	929.00
3095 · Salaries & Wages Payable	8,599.44
8031 · Payroll - Supplemental Ins...	112.33
8570 · Savings Accounts - WH	1,036.42
8571 · Damage Deposits - 3/4way	1,250.00
Total Other Current Liabilities	33,750.05
Total Current Liabilities	42,675.33
Long Term Liabilities	
4014 · United Commerce-3/4 Way #...	18,765.60
4015 · United Commerce -Women's ...	120,323.50
4018 · United Comm. LOC #500003...	151,324.45
4020 · Note Payable - City of Blgtn	93,500.00

Amethyst House
Balance Sheet
As of June 30, 2011

	Jun 30, 11
Total Long Term Liabilities	383,913.55
Total Liabilities	426,588.88
Equity	
5000 · Open Bal Equity	25,302.37
5005 · Earnings	308,490.84
Net Income	25,639.89
Total Equity	359,433.10
TOTAL LIABILITIES & EQUITY	**786,021.98**

Jack Hopkins Social Services Funding Application

(2)

Funding Sheet

Lead Agency:

Name Big Brothers Big Sisters of South Central Indiana

Is Lead Agency a 501(c)(3)? ☒ Yes ☐ No | Is this a collaborative project? ☐ Yes ☒ No

Number of Agency Employees: Full-time 2 Part-time 9 Volunteers 650

Address where Project will be facilitated or housed:
807 N. College Ave., Bloomington, IN 47401

Name of Project Administrator: Scott Hutchinson

Address 408 S. Walnut St., PO Box 2534, Bloomington, IN 47402

Telephone & E-mail (812) 334-2828 ext. 221, shutchinson@bigsindiana.org

Name of other participating agencies, if different from Lead Agency: n/a

Proposed Project:

Title of Project: Big Brothers Big Sisters Relocation

Total Cost of Project: $25,435

Requested JHSSF Amount: $10,000

Other Funds Expected for Project:

Amount		Source	Confirmed or Pending
$5,435	$5435	Bowl for Kids' Sake 2012	Confirmed
$5	$5,000	Annual Fund	Confirmed
$5	$5,000	Comcast	Confirmed

Number of Clients Served by this Project in 2012: 900
Number of City Residents Served by this Project in 2012: 810

Is this a request for operational costs? ☐ Yes ☒ No
If "yes," is the request for a pilot project or for bridge funding? ☐ Pilot ☐ Bridge

Example:	
Tables:	*5 tables @ $12.00 each*
Chairs:	*20 chairs @ $8.00 each*

Funding Information:

Please note: Due to limited funds, the Committee often recommends partial funding for a program. In the interest of helping the Committee best decide how to distribute funds, please provide an itemized list of program elements, ranked by priority and their costs.

ITEM	COST
Communications w/current Littles 94 hours x $25/hour = $2,350 rounded to $2,335	
Communication w/prospective Littles 20 hours x $25/hour = $500	
Communication w/current Bigs, volunteers, donors 10 hours x $25/hour = $250	
Communication w/prospective Bigs, volunteers, donors 20 hours x $25/hour = $500	
Office Supplies = $1,400	
Postage 3750 x .48 each = $1,800	
Printing & Advertising stationery, fliers, ads with new location = $3,135	
Volunteer Recruitment = $80	

Submission Date (*check one*) ☐ July 2012 – September 2012 ☐ October 2012 – December 2012 ☑ Other

Jack Hopkins Social Services Funding Application

Agency Contact Sheet

Lead Agency:

Name:	Big Brothers Big Sisters of South Central IN
Address:	418 S. Walnut St., PO Box 2534
	Bloomington, IN 47402
Phone & E-Mail:	(812)334-2828 bbbs@bigsindiana.org
Website:	www.bigsindiana.org
President of Board of Directors:	Susan Thrasher

Director Information

Director of Lead Agency:	Tom Saccone
Director's Address:	418 S. Walnut St., Bloomington, IN 47402
Phone & E-Mail:	(812) 334-2828, tsaccone@bigsindiana.org

Presenter Information

Name of Person to Present Application to the Committee	Tom Saccone
Address	418 S. Walnut St., Bloomington, IN 47402
Phone & E-mail	(812) 334-2828, tsaccone@bigsindiana.org

Grant Writer Information

Name of Grant Writer:	Scott Hutchinson
Address:	418 S. Walnut St., Bloomington, IN 47402
Phone & E-Mail:	(812) 334-2828, shutchinson@bigsindiana.org

Please also include:

- The Agency's Mission Statement in Two-Page Application Narrative
- A Simple Program Budget for use of requested funds (please check your math)
- A year-end financial statement that includes fund balances and total revenue & expenditures

Big Brothers Big Sisters of South Central Indiana

Mission: Our mission is to provide children facing adversity with strong, enduring, professionally supported one-to-one relationships that change their lives for the better, forever. Some young people are not naturally gifted with a sustained, supportive relationship with a successful adult. Big Brothers Bigs Sisters matches these young people with adult volunteers for transformational and recreational activities. These activities build a valuable alliance that gives the young person a sounding board as they search for constructive, positive solutions to the challenges of growing up. We ask our volunteer Bigs to commit for a minimum of one year.

Amount Being Requested: $10,000

Nature of Proposed Project: We need your financial support for one year only to facilitate uninterrupted service as we relocate our offices from 418 South Walnut St., where we have been since 1999, to 807 North College Ave. Your support will allow us to communicate this change to the community we serve. The new location is advantageous because it brings us closer to the large concentration of Littles who live on the west side of Bloomington, especially in the Bloomington Housing Authority's Crestmont Apartments. It will bring us into a partnership with the Scholar's Inn that will enhance our ability to engage board members, volunteers, and donors. It will provide us with a training facility to house a Comcast grant we received to teach Littles how to use new media to improve their technology skills and their ability to stay in touch with their Bigs when they are separated.

However, these changes are not to be taken likely. With 40 years of service to the community, we have a great deal of word-of-mouth information in the community we serve. The decision to seek, or become, a Big Brother or Sister is a serious one. We want to make this commitment as simple as possible. Luckily, our relocation corresponds with our 40th year of service. We have already entered into a partnership with the Herald Times and other media outlets to reach our Littles, their families, Bigs, our site-based partners in schools and after-school programs, and our current and prospective donors and volunteers. We have increased our visibility through traditional and new media. We have planned a series of activities and events to educate the entire community about our May 1 relocation: a Volunteer Appreciation Event (4/12), a Boys and Girls Retreat for Littles (3/25 and 4/15), Pro Am Golf Tournament (6/2), Fishing Outing (7/29), 40th Year of Service Gala (8/22), Bowl for Kids Sake 2013 Kickoff Luncheon (10/18), Crestmont Fall Festival (10/26), and Honor Luncheon (11/14).

How the Project meets the Hopkins criteria: 92% of the youth we serve are from Monroe County and Bloomington. They are all low-income. Our Bigs work with their Littles and their families to access emergency services as necessary over the life of the match. This is a one-time investment to avoid any interruptions in service or community outreach as we relocate our Bloomington office. This move will bring us closer to the families we serve and will form a new partnership with the Scholar's Inn to better communicate and cultivate our relationship with volunteers, board members, and donors. The training facility at our new location will enhance Comcast grant efforts to strengthen the relationships between Bigs and Littles through new media for "a broad and long lasting benefit to the community."

Positive Youth Development was named as one of the ten most prevalent and urgent areas of need identified in the Monroe County Service Community Assessment of Needs 2003(SCAN). The report emphasizes that "youth should be taught to make good decisions, to be critical thinkers and to develop their academic, social and emotional abilities." Educational success and "participation in productive activities can help youth "break the cycle" of persistent poverty." It goes on to state that "while Monroe County is fortunate to have a wealth of productive opportunities for youth outside of school - not all youth are able to access these opportunities equally." SCAN recommends that "special efforts should be made to reach out to youth and families in crisis, to those who are undeserved, to those who are at-risk, and to remove or mitigate barriers to participation and achievement." SCAN strongly recommends the need for more adult role models and mentors and suggests the following recommendations: (1) expand the current capacity of high-quality mentoring programs, including a focus on low income youth and youth from other cultures; (2) provide more after school opportunities for youth to have supervision and interaction with adults; (3) to eliminate barriers to access, seek ways to provide transportation for youth (our volunteers provide transportation); (4) create stronger networks of organizations and agencies serving youth (we actively collaborate); and (5) mobilize and seek additional sources of volunteers. Big Brothers Big Sisters programming provides these needed solutions. Echoing SCAN, the City of Bloomington Housing and Neighborhood Development Department in their Five-Year Consolidated HUD Action Plan prioritizes funding programs to help at-risk youth as a "high" priority to meet needs of our community and demonstrates a gap of 3000 at-risk children needing services.

We serve at-risk youth, defined as young people who are in one-parent families, have an incarcerated parent, or qualify for the public schools free and reduced-price lunch program, a common federal poverty guideline. Some of our youth would also fall into a high-risk category, defined by the same criteria as at-risk with the addition of current involvement with the Probation Department, the Department of Child Services, and/or the Juvenile Court.

We meet the needs of a challenged population: 10% of our matched children are in foster care, 12% of our matched children are already involved with the juvenile justice system, 14% of our matched children have an incarcerated parent or significant household member, 72% of our matched children qualify for the schools' free- and reduced-price program, and 80% of our matched children are living at or below the poverty level or come from a single-parent household.

We have 300 active matches (Monroe County (92%) and Owen County (8%)). We are at capacity in the number of youth we can serve while maintaining our high standards of match support and safety.

We have two local evaluation tools: (1) a pre- and post-match evaluation done with Littles called the Youth Outcome Survey (i.e., YOS), and (2) the Strength of Relationship (SoR) tool. Local YOS data show 32% of our Little Brothers and Sisters report improvement in math, 33% reported decrease in truancy issues, 41% reported improvement in their desire to attend college, 50% reported improvement in their grades and attitude toward school, and 80% reported improvement in their social acceptance. The SoR tool measures the strength of the relationship between our volunteer Bigs and their Littles in terms of confidence, commitment, and caring. We are looking for an increase in positive response to the question "I think we are well matched by both the Big and Little.

Big Brothers Big Sisters Move	Annual	Project	Jack	Other
	Expenses	Expenses	Hopkins	Sources
Payroll*	$297,363.00	$12,500.00	$3,585.00	$8,915.00
Agency Expenses	$24,349.00			
Insurance	$6,360.00			
Program Expenses	$41,835.00			
Office Supplies		$2,882.00	$1,400.00	$1,482.00
Postage		$3,617.00	$1,800.00	$1,817.00
Printing		$5,940.00	$2,970.00	$2,970.00
Advertising		$331.00	$165.00	$166.00
Events & Activities	$23,887.00			
Professional Fees	$20,653.00			
Volunteer Expenses	$4,531.00			
Volunteer Recruitment		$165.00	$80.00	$85.00
Repairs & Maintenance	$681.00			
Utilities	$30,344.00			
Board & Staff	$2,489.00			
Totals	$452,492.00	$25,435.00	$10,000.00	$15,435.00
*Communication w/current Littles				
300 hours x $25/hour	$7,500.00			
w/prospective Littles				
80 hours x $25/hour	$2,000.00			
w/current Bigs, volunteers, donors				
40 hours x $25/hour	$1,000.00			
w/prospective Bigs, volunteers, donors				
80 hours x $25/hour	$2,000.00			
Total Project Payroll Expenses	$12,500.00			

BIG BROTHERS - BIG SISTERS OF MONROE COUNTY, INC.

Financial Statements
DECEMBER 31, 2010 and 2009

Big Brothers Big Sisters
of South Central Indiana

Table of Contents

	Page
INDEPENDENT AUDITORS' REPORT	1
FINANCIAL STATEMENTS:	
Balance Sheet	2
Statement of Activity	3
Statement of Cash Flows	4
Statement of Functional Expenses	5
Notes to Financial Statements	6-13

Stampfli Associates, CPAs, P.C.

INDEPENDENT AUDITORS' REPORT

Board of Directors
Big Brothers – Big Sisters of Monroe County, Inc.
Bloomington, Indiana

We have audited the accompanying balance sheet of Big Brothers – Big Sisters of Monroe County, Inc. as of December 31, 2010 and 2009 and the related statements of activity, functional expenses and cash flows for the years then ended. These financial statements are the responsibility of the organization's management. Our responsibility is to express an opinion on these financial statements based on our audit.

We conducted our audit in accordance with auditing standards generally accepted in the United States of America. Those statements require that we plan and perform the audit to obtain reasonable assurance about whether the financial statements are free of material misstatement. An audit includes examining, on a test basis, evidence supporting the amounts and disclosures in the financial statements. An audit also includes assessing the accounting principles used and significant estimates made by management, as well as evaluating the overall financial statement presentation. We believe that our audit provides a reasonable basis for our opinion.

In our opinion, the financial statements referred to above present fairly, in all material respects, the financial position of Big Brothers – Big Sisters of Monroe County, Inc. as of December 31, 2010 and 2009, and the changes in its net assets and its cash flows for the year then ended in conformity with accounting principles generally accepted in the United States of America.

Stampfli Associates

Bloomington, Indiana
May 26, 2011

200 S. College Ave., PO Box 2628, Bloomington, IN 47402 - t 812.339.0450 - f 812.339.3380 -
stampfli@stampflicpa.com

BIG BROTHERS BIG SISTERS OF MONROE COUNTY, INC.

Balance Sheet
December 31, 2010 and 2009

	Unrestricted		Temporarily restricted		Permanently restricted		Total	
	2010	2009	2010	2009	2010	2009	2010	2009
ASSETS								
CURRENT ASSETS								
Cash and cash equivalents	$ 3,524	$ 18,517	$ -	$ 5,370	$ -	$ -	$ 3,524	$ 23,887
Certificate of deposit	-	75,000	-	-	-	-	-	75,000
Pledge receivable (Note 3)	4,436	3,905	15,482	17,388	-	-	19,918	21,293
Other receivables	1,886	536	-	-	-	-	1,886	536
Prepaid expenses	3,863	7,094	-	-	-	-	3,863	7,094
Total Current Assets	13,709	105,052	15,482	22,758	-	-	29,191	127,810
PROPERTY & EQUIPMENT-NET (Note 4)	2,624	4,186	-	-	-	-	2,624	4,186
OTHER ASSETS								
Investments (Note 6)	325,620	296,915	-	-	-	-	325,620	296,915
Interest in net assets of Community Foundation (Note 7)	(11)	(2,547)	-	-	42,857	42,857	42,846	40,310
TOTAL ASSETS	$ 341,942	$ 403,606	$ 15,482	$ 22,758	$ 42,857	$ 42,857	$ 400,281	$ 469,221
LIABILITIES AND NET ASSETS								
CURRENT LIABILITIES:								
Accounts payable	$ 4,129	$ 4,727	$ -	$ -	$ -	$ -	$ 4,129	$ 4,727
Accrued Expenses	8,004	17,976	-	-	-	-	8,004	17,976
Total Current Liabilities	12,133	22,703	-	-	-	-	12,133	22,703
NET ASSETS: (Notes 8 & 9)	329,809	380,903	15,482	22,758	42,857	42,857	388,148	446,518
TOTAL LIABILITIES AND NET ASSETS	$ 341,942	$ 403,606	$ 15,482	$ 22,758	$ 42,857	$ 42,857	$ 400,281	$ 469,221

See accompanying notes and accountants' report

BIG BROTHERS BIG SISTERS OF MONROE COUNTY, INC.

Statement of Activity
Year ended December 31, 2010 and 2009

	Unrestricted		Temporarily restricted		Permanently restricted		Total	
	2010	2009	2010	2009	2010	2009	2010	2009
SUPPORT AND REVENUE:								
Support								
Direct contributions	$ 55,564	$ 74,570	$ 14,694	$ 3,670	$ -	$ -	$ 70,258	$ 78,240
Indirect contributions	82,144	67,902	-	-	-	-	82,144	67,902
Special events (Note 10)	163,655	130,793	-	-	-	-	163,655	130,793
Other in-kind contributions	4,200	12,179	-	-	-	-	4,200	12,179
Total Support	305,563	285,444	14,694	3,670	-	-	320,257	289,114
Revenue								
Gain on sale of building	-	92,290	-	-	-	-	-	92,290
Governmental support	25,431	17,183	-	-	-	-	25,431	17,183
Investment Income (Note 6)	28,157	16,527	-	-	-	-	28,157	16,527
Total Revenue	53,588	126,000	-	-	-	-	53,588	126,000
Net assets restrictions released (Note 11)	21,970	28,051	(21,970)	(28,051)	-	-	-	-
Total revenues, gains and other support	381,121	439,495	(7,276)	(24,381)	-	-	373,845	415,114
EXPENSES:								
Program services	262,734	285,628	-	-	-	-	262,734	285,628
Management and general	106,748	105,529	-	-	-	-	106,748	105,529
Fund raising	62,733	83,645	-	-	-	-	62,733	83,645
Total Expenses	432,215	474,802	-	-	-	-	432,215	474,802
CHANGE IN NET ASSETS	(51,094)	(35,307)	(7,276)	(24,381)	-	-	(58,370)	(59,688)
NET ASSETS - Beginning of year	380,903	454,897	22,758	-	42,857	33,272	446,518	488,169
PRIOR PERIOD ADJUSTMENT (Note 15)	-	(38,687)	-	47,139	-	9,585	-	18,037
NET ASSETS - End of year	$ 329,809	$ 380,903	$ 15,482	$ 22,758	$ 42,857	$ 42,857	$ 388,148	$ 446,518

See accompanying notes and accountants' report

BIG BROTHERS BIG SISTERS OF MONROE COUNTY, INC.

Statement of Cash Flows
Year ended December 31, 2010 and 2009

	2010	2009
CASH FLOWS FROM OPERATING ACTIVITIES:		
Changes in Net Assets	$ (58,370)	$ (59,688)
Changes not requiring cash in the current year:		
Depreciation	1,562	5,001
Gain on disposition of property	-	(92,290)
Realized (gain) loss on investments	(1,356)	(1,279)
Unrealized (gain) loss on investments	(397)	1,811
Change in interest in net assets of community foundation	(2,536)	(7,038)
Donated property	(3,175)	(1,986)
Investment income reinvested	(21,952)	(3,789)
Add (deduct) net changes in other accounts:		
Other receivables	(1,350)	10,594
Pledges receivable	1,375	19,024
Prepaid expenses	3,231	6,817
Accounts payable	(598)	(9,805)
Accrued expenses	(9,972)	14,177
Net cash provided (used) by operating activities	(93,538)	(118,451)
CASH FLOWS FROM INVESTING ACTIVITIES:		
Proceeds from sale of certificates of deposit	75,000	150,000
Purchases of certificates of deposit	-	(75,000)
Proceeds from sale of investments	48,175	21,893
Purchases of investments	(50,000)	(295,000)
Proceeds from sale of property and equipment	-	237,704
Net cash provided by investing activities	73,175	39,597
CASH FLOWS FROM FINANCING ACTIVITIES:		
Payments on long term debt	-	(2,760)
INCREASE (DECREASE) IN CASH	(20,363)	(81,614)
CASH AND CASH EQUIVALENTS--January 1	23,887	105,501
CASH AND CASH EQUIVALENTS--December 31	$ 3,524	$ 23,887
Supplemental data for non-cash operating and investing activities:		
Long term debt retired in sale	$ -	$ 24,792
Gifts of securities received	3,175	1,986
In-Kind donations of items expensed	42,279	23,675

See accompanying notes and accountants' report

BIG BROTHERS BIG SISTERS OF MONROE COUNTY, INC.

Statement of Functional Expenses
December 31, 2010 and 2009

	Program		Management and General		Fund Raising		Total	
	2010	2009	2010	2009	2010	2009	2010	2009
Payroll	$ 158,444	$ 193,573	$ 52,400	$ 57,975	$ 43,154	$ 63,572	$ 253,998	$ 315,120
Payroll Tax	13,373	15,431	4,423	4,621	3,642	5,068	21,438	25,120
Other employee expense	12,676	13,721	4,192	4,110	3,452	4,506	20,320	22,337
	184,493	222,725	61,015	66,706	50,248	73,146	295,756	362,577
Program expense	5,159	4,062	-	-	-	-	5,159	4,062
Occupancy	28,722	14,895	8,207	5,606	4,103	2,278	41,032	22,779
Advertising and promotion	1,358	1,198	-	-	-	-	1,358	1,198
Professional fees	-	-	18,950	17,155	-	-	18,950	17,155
Dues and subscriptions	7,625	8,746	2,179	2,499	1,089	1,250	10,893	12,495
Insurance	11,269	7,282	3,220	2,081	1,610	1,040	16,099	10,403
Information technology	5,031	3,575	5,031	3,576	-	-	10,062	7,151
Equipment expense	3,689	3,815	1,054	1,090	527	545	5,270	5,450
Miscellaneous	1,675	184	6,315	4,971	-	-	7,990	5,155
Depreciation	1,093	3,501	312	1,000	156	500	1,561	5,001
Volunteer expense	4,579	4,803	-	-	-	-	4,579	4,803
Uncollectable pledges	-	-	-	-	4,768	4,463	4,768	4,463
Travel and meals	2,968	4,333	-	21	-	10	2,968	4,364
Postage and shipping	1,626	2,455	465	701	232	351	2,323	3,507
Supplies	1,990	2,166	-	-	-	-	1,990	2,166
Printing	1,457	1,455	-	-	-	-	1,457	1,455
Interest expense	-	433	-	123	-	62	-	618
Total Expenses	$ 262,734	$ 285,628	$ 106,748	$ 105,529	$ 62,733	$ 83,645	$ 432,215	$ 474,802

See accompanying notes and accountants' report

Notes to Financial Statements

NOTE 1 - SUMMARY OF SIGNIFICANT ACCOUNTING POLICIES:

Nature of Operations:
Big Brothers - Big Sisters of Monroe County, Inc. (the agency) is an Indiana not-for-profit corporation. The agency has a mission to empower youth and to serve the emotional, social and educational needs of children ages 6 through 18 (or upon graduation from high school, whichever is later) by facilitating professionally supported relationships with adult volunteers. It operates in south central Indiana, and in particular, Monroe County.

Cash and Cash Equivalents:
Cash and cash equivalents include cash, bank accounts, money market fund accounts which are similar to bank money market accounts, and certificates of deposit with initial maturities of three months or less.

Property and Equipment:
Property and Equipment are recorded at cost, except in the case of donated property which is recorded at the estimated fair-market value at the date of donation. Property and equipment are depreciated using the straight-line method over the estimated useful lives of five to forty years.

Donated Services:
Contributions of donated services that create or enhance nonfinancial assets or that require specialized skills, are provided by individuals possessing those skills, and would typically need to be purchased if not provided by donation, are recorded at their fair values in the period received. During 2010 and 2009 a large number of volunteers donated significant amounts of time in the agency's program and governance efforts. However, no support or expense was recorded in connection with those services. Other services in connection with special events were recorded as described below.

Restricted contributions:
It is the policy of the agency to treat temporarily restricted contributions as unrestricted if the restrictionis met in the same period as the contribution.

Donated Assets:
The agency reports gifts of cash and other assets as restricted support if they are received with donor stipulations that limit the use of the donated assets. When a donor restriction expires, that is, when a stipulated time restriction ends or purpose restriction is accomplished, temporarily restricted net assets are reclassified to unrestricted net assets and reported in the statement of activities as net assets released from restrictions.

The agency reports gifts of property and equipment as unrestricted support unless explicit donor stipulations specify how the donated assets must be used. Gifts of long-lived assets with explicit restrictions that specify how the donated assets must be used, and gifts of cash or other assets that must be used to acquire long-lived assets are reported as restricted support. Absent explicit donor stipulations about how long those long-lived assets must be maintained the agency reports expirations of donor restrictions when the donated or acquired long-lived assets are placed in service.

Use of Estimates:
The preparation of financial statements in conformity with generally accepted accounting principles requires management to make assumptions that affect certain reported amounts and disclosures. Accordingly, actual results could differ from those estimates.

NOTE 2 - INCOME TAX STATUS:

In accordance with ASC 740-10-65-1 the initial application of the standards for uncertainty in income taxes was deferred until the year ended December 2009.

The agency files Federal and Indiana income tax returns as an exempt organization under section 501(c)(3) of the Internal revenue Code and does not report any unrelated business income or other income taxes. The agency is not considered to be a private foundation.

The agency's Federal and Indiana income tax returns for 2008, 2009 and 2010 are subject to examination by the IRS and state of Indiana, generally for three years after they were filed. The agency recognizes tax benefits only to the extent the agency believes it is "more likely than not" that its taxpositions would be sustained upon examination. Accordingly, any provision for unpaid taxes in the statement of financial position reflects only tax positions that the agency believes do not have greater than a 50% chance of realization after examination. There were no tax positions considered less than 50% likely of sustainability.

There were no income tax penalties or interest incurred in 2010 or 2009.

NOTE 3 - PLEDGES RECEIVABLE:

Pledges receivable consist of uncollateralized pledges for the support of the agency. Provision for uncollectible pledges is computed based upon management estimates of current economic factors and consideration of individual pledges. Pledges to be received more than one year after the pledge are discounted at the rate of 3%. Pledges not intended to be remitted till a future year are temporarily restricted for use in such future year. Pledges receivable at December 31, 2010 are as follows:

	Unrestricted	Temporarily Restricted	Total
Pledges receivable	$11,301	$16,159	$27,460
Less collection allowance	(6,865)	---	(6,865)
Less discount for time value	---	(677)	(677)
	$ 4,436	$15,482	$19,918

Pledges receivable at December 31, 2009 are as follows:

	Unrestricted	Temporarily Restricted	Total
Pledges receivable	$11,947	$19,659	$31,606
Less collection allowance	(8,042)	(1,900)	(9,942)
Less discount for time value	---	(371)	(371)
	$ 3,905	$17,388	$21,293

Pledges are scheduled for collection as follows:

Due currently	$11,300
2011	5,960
2012	5,200
2013	5,000
	$27,460

NOTE 4 - PROPERTY AND EQUIPMENT-NET:

	2010	2009
Office equipment	$25,523	$25,523
Furniture	1,514	1,514
	27,037	27,037
Less accumulated depreciation	24,413	22,851
	$ 2,624	$ 4,186

During 2009 the agency sold the building it had owned and remains there as a tenant.

NOTE 5 - FINANCIAL INSTRUMENTS:

The carrying amount of all financial instruments reported, other than investments, approximate fair values because of the short maturities of those instruments.

The following table summarizes certain fair value information at December 2010 for assets and liabilities measured at fair value on a recurring basis.

	Fair Value	Quoted Prices in Active Markets for Identical Assets (Level 1)	Significant Other Observable Inputs (Level 2)	Significant Unobservable Inputs (Level 3)
Mutual Fund	$325,620	$325,620	$ —	$ —
Interest in net assets - community foundation	42,846	—	42,846	—
Pledges receivable	19,918	—	19,918	—
	$388,384	$325,620	$62,764	$ —

The following table summarizes certain fair value information at December 2009 for assets and liabilities measured at fair value on a recurring basis.

	Fair Value	Quoted Prices in Active Markets for Identical Assets (Level 1)	Significant Other Observable Inputs (Level 2)	Significant Unobservable Inputs (Level 3)
Mutual Fund	$296,915	$296,915	$ —	$ —
Interest in net assets - community foundation	40,310	—	40,310	—
Pledges receivable	21,293	—	21,293	—
	$358,518	$296,915	$61,603	$ —

Investment values are determined by reference to closing prices on public exchanges. The interest in the net assets of the foundation is level two because there is no direct access to the securities. Pledges receivable are reported net of estimated collection allowances and discounts for long-term pledges.

NOTE 6 - INVESTMENTS:

The following schedule summarizes the investment return in the statement of activities.

	2010	2009
Interest	$ 248	$ 4,443
Dividends	22,663	3,979
Net realized gains	1,161	1,279
Net unrealized gains (losses) net of reclassifications	397	(1,811)
Change in interest in net assets of community foundation	3,688	8,655
Other income	—	(18)
Totals	$28,157	$16,527

	Market Value 2010	Cost 2010	Market Value 2009	Cost 2009
Mutual Fund	$325,620	$327,034	$296,915	$298,725

NOTE 7 - COMMUNITY FOUNDATION:

The agency has accounts at the Community Foundation of Bloomington and Monroe County. These accounts include an agency account which is included in these financial statements as a permanent endowment and a community account which is not included. Under the terms of the agreement the Foundation holds variance powers to redirect the resources of the agency's funds at their sole discretion. Financial accounting standards require that in such a case the revenue and net assets of the community fund not be considered as revenue or assets of the expected beneficiary, the agency, except for the portion created by the agency.

It is anticipated that support from these funds will be used principally for operating activities. The balance of the community fund at December 31, 2010 and 2009 was $29,723 and $27,075 respectively. The agency fund was as follows;

	2010	2009
Balance of agency fund - beginning of the year	$40,310	$33,272
Investment income net of expenses	3,689	8,654
Less distributions	(1,153)	(1,616)
Total	$42,846	$40,310

NOTE 8 - TEMPORARILY RESTRICTED NET ASSETS:

Temporarily restricted net assets are available for the following purposes or periods:

	2010	2009
Net pledges time restricted to future years	$15,482	$17,388
Pledges purpose restricted to fund raising event	---	3,670
Purpose restricted for scholarships	---	1,700
Total	$15,482	$22,758

NOTE 9 - PERMANENTLY RESTRICTED NET ASSETS:

Permanently restricted net assets are restricted to investment in perpetuity, income from which is expendable to support various purposes.

As required by accounting principles, net assets associated with endowment funds, including funds designated by the Board of Directors to function as endowments (of which there are none), are classified and reported based on the existence or absence of donor-imposed restrictions. Permanently restricted net assets are restricted to investment in perpetuity, income from which is expendable for defined purposes.

Interpretation of Relevant Law

The Board of Directors of the trust has interpreted the Indiana Uniform Management of Institutional Funds Act (UMIFA) as requiring the preservation of the fair value of the original gift as of the gift date of the donor-restricted endowment funds absent explicit donor stipulations to the contrary. As a result of this interpretation, the trust classifies as permanently restricted net assets (a) the original value of gifts donated to permanent endowments, (b) the original value of subsequent gifts to permanent endowments, and (c) accumulations to the permanent endowment made in accordance with the direction of the applicable donor gift instrument at the time the accumulation is added to the fund or in accordance with the applicable law. The remaining portion of the donor-restricted endowment fund that is not classified in permanently restricted net assets is classified as temporarily restricted net assets until those amounts are appropriated for expenditure by the organization in a manner consistent with the standard of prudence prescribed by UMIFA.

In accordance with UMIFA, the organization considers the following factors in making a determination to appropriate or accumulate donor-restricted endowment funds:

(1) The duration and preservation of the fund
(2) The purposes of the organization and the donor-restricted endowment fund
(3) General economic conditions
(4) The possible effect of inflation and deflation
(5) The expected total return from income and the appreciation of investments
(6) Other resources of the organization
(7) The investment policies of the organization.

Endowment Net Asset Composition by Type of Fund as of December 31, 2010

	Unrestricted	Temporarily Restricted	Permanently Restricted	Total
Community Foundation endowment	$ (11)	$ —	$42,857	$42,846

Changes in Endowment Net Assets for the Year Ended December 31, 2010

	Unrestricted	Temporarily Restricted	Permanently Restricted	Total
Endowment net assets, beginning of year	$(2,547)	$ —	$42,857	$40,310
Investment return	4,581	—	—	4,581
Expenses	(892)	—	—	(892)
Appropriation for expenditure	(1,153)	—	—	(1,153)
Endowment net assets, end of year	$ (11)	$ —	$42,857	$42,846

Endowment Net Asset Composition by Type of Fund as of December 31, 2009

	Unrestricted	Temporarily Restricted	Permanently Restricted	Total
Community Foundation endowment	$(2,547)	$ —	$42,857	$40,310

Changes in Endowment Net Assets for the Year Ended December 31, 2009

	Unrestricted	Temporarily Restricted	Permanently Restricted	Total
Endowment net assets, beginning of year	$ —	$ —	$33,272	$33,272
Prior period adjustment	(9,585)		9,585	—
Investment return	9,435	—	—	9,435
Expenses	(781)	—	—	(781)
Appropriation for expenditure	(1,616)	—	—	(1,616)
Endowment net assets, end of year	$(2,547)	$ —	$42,857	$40,310

Net investment income is allocated in total and not differentiated by net asset class. The components of net investment income in the endowment funds are as follows:

	2010	2009
Interest and dividends	$1,244	$2,153
Realized gains (losses)	512	(27)
Unrealized gains	2,825	7,309
Totals	$4,581	$9,435

This income is included in the change in net assets of community foundation.

Funds with Deficiencies

From time to time, the value of assets associated with individual donor restricted endowment funds may fall below the level that the donor or UMIFA requires the Organization to retain as a fund of perpetual duration. In accordance with accounting principles, deficiencies of this nature that are reported in unrestricted net assets were $11 at December 31, 2010 and $2,547 at December 31, 2009. These deficiencies resulted mainly from poor economic conditions of recent years.

Strategies Employed for Achieving Objectives

The endowment is managed by the community foundation and invests its funds in a common investment pool.

Spending Policy and How the Investment Objectives Relate to Spending Policy

The agency has a policy of appropriating for distribution all funds received from the foundation. The foundation has a funding policy based upon investment return and any balances in excess of the permanently restricted portion.

NOTE 10 - SPECIAL EVENTS:

Special events are presented net of expenses in the statement of activity. The income is primarily form contributions but may include some revenue amounts. Previously, special events were presented in gross and expenses reported in the statement of functional expenses. 2009 amounts have been restated to conform to the revised presentation. There was no effect on changes in net assets.

	2010	2009
Special events contributions & revenue	$228,780	$196,976
Expenses	65,125	66,183
Net special events	$163,655	$130,793

NOTE 11 - RECLASSIFICATIONS:

Net assets were released from temporarily restricted net assets by incurring expenses satisfying the restricted purposes or by occurrence of other events specified by donors.

	2010	2009
Purpose restricted expenses incurred	$10,374	$10,880
Time restriction released net of collection allowance and discount	11,596	17,171
Total restrictions released	$21,970	$28,051

NOTE 12 - OPERATING LEASES:

Beginning in 2009, the agency leased its office facility under an operating lease arrangement expiring in 2011. The agency also leases some equipment under a lease expiring in 2012. Rent expense was $36,125 for 2010 and $11,864 for 2009. Minimum annual rentals required under non-cancelable operating leases with original lease terms in excess of one year are as follows:

	Payments due
2011	$3,060
2012	510
Total	$3,570

NOTE 13 - IN-KIND CONTRIBUTIONS:

The agency received in-kind contributions of $45,454 in 2010 and $23,675 in 2009, most of which related to the Bowl For Kids Sake annual fund raising event. The contributions consisted of some donated securities, facility use, materials, promotion and other services.

NOTE 14 - CONCENTRATIONS:

The agency receives a substantial portion of its annual contributions through United Way and certain fund raising events. United Way funding in 2010 and 2009 respectively constituted approximately 9% and 8% of total support and revenue. If the gain on the sale of facilities in 2009 were disregarded United Way would have been 10%.

NOTE 15 - PRIOR PERIOD ADJUSTMENTS:

A prior period adjustment was made in 2009 to correct an error in previously issued financial statements. Temporarily restricted contributions in the amount of $47,139 were incorrectly reported as deferred revenue. In addition the permanently restricted endowment was reported at its current fund balance after losses rather than at the original amount to be preserved. The adjustment to permanently restricted net assets was $9,585. Only the change in deferred revenue affected total net assets at the beginning of the year.

NOTE 16 - SUBSEQUENT EVENTS:

For the purposes of this financial statement subsequent events were evaluated through May 26, 2011 which is the date the financial statements were available to be issued.

Jack Hopkins Social Services Funding Application (3)

Funding Sheet

Lead Agency:

ıme Bloomington Hospital Foundation on Behalf of Indiana University Health Bloomington (Community Health Department)

Is the Lead Agency a 501(c)(3)? ■ Yes ☐ No | Is this a collaborative project? ☐ Yes ■ No

Number of Agency Employees: Full-time 21 Part-time 24 Volunteers 27

Address where Project will be facilitated or housed:
333 East Miller Drive, Bloomington, IN 47401

Name of Project Administrator: Carol Weiss-Kennedy

Address 431 South College Avenue, Bloomington, IN 47403

Telephone & E-mail 812.353.9371 & cweisskenned@iuhealth.org

Name of other participating agencies, if different from Lead Agency: N/A

Proposed Project:

Title of Project: Community Health Resource Library

Total Cost of Project: $2,500

Requested JHSSF Amount: $2,500

Other Funds Expected for Project:

Amount		Source	Confirmed or Pending
~~1,100~~	$100	IU Health Staff/Space Matching	Confirmed
00	$500	Community Donations (In-kind)	Pending

Number of Clients Served by this Project in 2012: 380

Number of City Residents Served by this Project in 2012: 300

Is this a request for operational costs? ☐ Yes ■ No

If "yes," is the request for a pilot project or for bridge funding? ☐ Pilot ☐ Bridge

Example:
Tables: *5 tables @ $12.00 each*
Chairs: *20 chairs @ $8.00 each*

Funding Information:

Please note: Due to limited funds, the Committee often recommends partial funding for a program. In the interest of helping the Committee best decide how to distribute funds, please provide an itemized list of program elements, ranked by priority and their costs.

ITEM	COST
Locking Cabinet	$500
Cataloguing Software	$300
Books/Workbooks	$1,200
DVDs/CDs	$500

Claim Submission Date: *(check one)*

☑ July 2012 – September 2012 ☐ October 2012 – December 2012

☐ Other

Jack Hopkins Social Services Funding Application

Agency Contact Sheet

Lead Agency:

Name: Bloomington Hospital Foundation

Address: PO Box 1149

Phone & E-Mail: 812.353.9371 & cweisskenned@iuhealth.org

Website: www.iuhealth.org/bloomington and www.bloomingtonhospitalfoundation.org

President of Board of Directors: Lee Carmichael

Director Information

Director of Lead Agency: Carol Weiss-Kennedy

Director's Address: 431 South College Avenue, Bloomington, IN 47403

Phone & E-Mail: 812.353.9371 & cweisskenned@iuhealth.org

Presenter Information

Name of Person to Present Application to the Committee: Carol Weiss-Kennedy

Address: 431 South College Avenue, Bloomington, IN 47403

Phone & E-mail: 812.353.9371 & cweisskenned@iuhealth.org

Grant Writer Information

Name of Grant Writer: Jemeila Williams

Address: 333 East Miller Drive, Bloomington, IN 47401

Phone & E-Mail: 812.353.3269 & jnwilliams@iuhealth.org

Please also include:

- The Agency's Mission Statement in Two-Page Application Narrative
- A Simple Program Budget for use of requested funds (please check your math)
- A year-end financial statement that includes fund balances and total revenue & expenditures

2012 Indiana University Health Community Health

Jack Hopkins Social Services Funding Proposal

The Bloomington Hospital Foundation, a non-profit 501(c)(3) organization, has worked over the past half century to provide funds for Indiana University (IU) Health Bloomington to meet the health care needs of the community. The mission of the Foundation is to support the hospital to be one of the best hospitals in the State of Indiana.

Since 1905, IU Health Bloomington Hospital has existed to serve its community and provide it with high-quality health care. During the last 107 years, our 501(c)(3) not-for-profit hospital and regional health care organization has grown from a 10 bed, 2-story facility into a two-facility, 355 bed state-of-the art health care system. The combination of proactive leadership, highly skilled staff, cutting-edge technology and a spirit of community involvement touches every area of IU Health Bloomington Hospital.

Established in 1997, the Community Health (CH) department, of IU Health Bloomington is directly involved in many health and wellness education and prevention initiatives in Bloomington, as well as throughout the hospital's 11 county service areas. CH has a proven track record of engaging individuals and families in preventative measures to reduce risk and improve health. In 2011, CH reached 136,391people through programming and outreach and provided $8,642,231in community benefit including services from Positive Link (PL) HIV/AIDS programming, Alzheimer's Resource Services, WIC and lactation services, and the operation of a public health clinic.

PL's continuum of services includes both HIV prevention and direct services for those infected with HIV. Prevention staff work throughout the community to provide educational presentations, accessible HIV counseling and testing, and support community partners; while the Client Services Team provides targeted, holistic, and individualized case management to those in our community infected with HIV. The CH Alzheimer's Resource Service serves families and professional caregivers who live or work with Alzheimer's disease or other dementias. As part of the public health clinic, registered dietitians provide individual and group counseling for children and adults with a doctor's order. Specialized diet therapy is also available for the management of diabetes, high blood pressure, high cholesterol, hypoglycemia, cancer, food allergies, high-risk pregnancy, and other conditions.

We respectfully requests funding in the amount of $2,500 to establishment a resource library for CH clients. Our program already equips community members with resources that help with their healthy lifestyle changes. A library will be an added asset necessary that contains materials that clients would not readily have access to. Our goal will be to provide these resources that complement the coordinated services already being offered so that individuals and families may overcome barriers, allowing at-risk community members to effectively take advantage of a variety of educational opportunities and increase their access to care. We acknowledge that many are experiencing multiple and often chronic challenges, which results in difficulty reaching even a basic level of health education attainment. CH provides ongoing services for this population and will further enhance these services by adding an additional avenue of support available via the resource library. In addition, like most other areas of the country, the percent of

uninsured residents continues to increase in the region, functioning as a barrier to preventative and primary care. As documented in the Service Community Assessment of Needs (SCAN) other challenges for community health include:

- providing services for AIDS and HIV-positive patients, many of whom are reluctant to seek services due to the stigma associated with the disease
- providing services to those suffering with mental health conditions
- meeting the needs of substance abusers through prevention and treatment
- dealing with an increasing number of patients suffering from stress, anxiety and depression
- improving physical activity and nutritional intake of persons in order to combat increasing obesity rates
- instituting more health and wellness programs and
- providing mental health and substance abuse programs for incarcerated persons

Clients of CH would benefit greatly from having a resource library available to them. Many clients have transportation issues and often times can't make it to their appointments, let alone a library for helpful resources. Some items that we will purchase include audio/visual or reading materials about living with diseases such as HIV/AIDS, diabetes, and Alzheimer's. We will make sure to have cookbooks for healthy nutrition on hand, as well as Heart Math supplies for stress management. As stated in the Healthcare section of SCAN, "Anxiety, stress and depression were an issue for 37% of the general households surveyed, and almost three-quarters (73%) of the provider clients surveyed." The resource library will also provide resources for GED attainment. Although some of these items can be found at the public library there is a fear of stigmatization associated with disease and disability especially when gathering items such as these in public. For many clients looking for information at the city library it may be overwhelming because they may not know what to look for. CH staff can give individual help and guidance specific to client needs via the resource library. Additionally, our resource library will provide daily living workbooks for clients to use to develop time management and life skills.

In-kind space for the resource library will be provided by IU Health Bloomington. After initial time spent cataloguing and setting up, maintenance will take approximately 1.5 hours per week done by a CH intern. This staff time will also be considered in-kind. After the resource library is initially funded it will easily be maintained as a long term ongoing project by CH staff and interns. Future in-kind donations and regular book drives will ensure that the library stays current and up-to-date with new materials that are relevant to our clients. Partnerships with local organizations will allow us to add more items to the resource library and better serve our community. Funding of this proposal will be a one-time investment that will have broad-long lasting effects. City residents will have access to these materials. In 2011, IU Health Bloomington Hospital served 7,411 inpatient residents of the city and 104,530 city residents (a total of 111,941).

Thank you for your thoughtful consideration of this request.

2012 Jack Hopkins Social Services Funding

IU Health Community Health Resource Library Budget

	Jack Hopkins	In-Kind	Total Project Costs
Locking Cabinet	500	-	500
Cataloguing Software	300	-	300
Books/Workbooks	1,200	500	1,700
DVDs/CDs	500	-	500
Staffing	-	780	780
Space	-	320	320
Total	**$2,500**	**$3,200**	**$4,100**

Jack Hopkins Funds =

Funds from the Hopkins grant will purchase books, workbooks, CDs, and DVDs which will focus on health/wellness related topics such as stress management, nutrition, management of chronic disease, education, and skill development. The funds will also purchase a locking storage cabinet and software used to catalogue the resources in the library.

In-Kind =

Books/Workbooks

$500
The Community Health Resource Library will obtain in-kind materials annually to add to the established resource library. We estimate donations will equal close to $500 each year.

Staffing

$15/week X 52 weeks= $780/year
After the initial time spent cataloguing and setting up the library, maintenance will be approximately 1.5 hours per week. Staffing will be done by CH interns, with oversight by CH staff. Intern staffing is figured at $10 per hour.

Space

$16/square foot x 20 square feet= $320/year
Space will be provided by IU Health Bloomington in the CH Building. The cost is $16 per square foot per year.

Indiana University Health

INDIANA UNIVERSITY HEALTH BLOOMINGTON
INDEX
December 31, 2011

PAGE	1	STATEMENT OF OPERATIONS
	2	REVENUE FROM PATIENT SERVICES
	3	DEDUCTIONS AND OTHER / NON-OPERATING REVENUE
	4	OPERATING EXPENSES BY DIVISION
	5	PAYROLL & CONTRACT WAGES BY DIVISION
	6	OPERATING EXPENSES BY NATURAL CLASS
	7	STATEMENT OF FINANCIAL POSITION
	8	STATEMENT OF CASH FLOWS
	9	CENSUS STATISTICS
	10	ANCILLARY STATISTICS
	11	OTHER STATISTICS
	12	ACCOUNTS RECEIVABLE

Indiana University Health

INDIANA UNIVERSITY HEALTH BLOOMINGTON
STATEMENT OF OPERATIONS
December 31, 2011

	CURRENT MONTH ACTUAL		TWELVE MONTHS YEAR-TO-DATE ACTUAL	PLAN	VAR	LAST YR
		REVENUES:				
1	$5,953,200	Daily Routine Services	$71,591,310	$72,339,132	($747,822)	$66,126,850
2	11,258,158	Ancillary Services - IP	143,259,784	151,564,891	(8,305,107)	132,875,286
3	10,361,130	Ancillary Supplies - IP	127,591,613	133,098,772	(5,507,159)	136,718,703
4	**27,572,488**	**TOTAL IP REVENUE**	**342,442,708**	**357,002,795**	**(14,560,088)**	**335,720,839**
5	24,168,813	Ancillary Services - OP	273,388,767	256,947,497	16,441,270	242,637,048
6	8,000,257	Ancillary Supplies - OP	88,768,773	78,439,869	10,328,904	80,946,205
7	**32,169,070**	**TOTAL OP REVENUE**	**362,157,540**	**335,387,366**	**26,770,174**	**323,583,253**
8	**59,741,558**	**TOTAL REV FROM PAT SERVICES**	**704,600,248**	**692,390,161**	**12,210,086**	**659,304,092**
9	29,937,517	Deductions from Gross Revenue	375,628,001	371,738,558	(3,889,443)	341,871,902
10	**29,804,041**	**NET REV FROM PATIENT SERVICES**	**328,972,247**	**320,651,603**	**8,320,644**	**317,432,190**
11	323,538	Related Entity Operating Revenues	2,237,968	1,462,838	775,130	1,840,569
12	665,017	Other Operating Revenue	7,354,109	7,854,914	(500,805)	7,936,526
13	**30,792,597**	**TOTAL OPERATING REVENUE**	**338,564,324**	**329,969,355**	**8,594,969**	**327,209,285**
		OPERATING EXPENSES:				
14	10,701,815	Salaries and Wages	121,846,490	119,373,318	(2,473,172)	123,691,441
15	2,856,035	Employee Benefits	38,096,629	38,783,537	686,908	41,039,985
16	1,448,411	Fees	14,512,702	13,336,126	(1,176,576)	14,062,365
17	4,785,856	Supplies	59,261,315	58,712,652	(548,663)	59,809,955
18	3,073,669	Purchased Services	29,608,657	29,428,872	(179,785)	26,765,857
19	(52,108)	Provision for Bad Debts	22,937,017	27,762,996	4,825,979	23,587,274
20	1,499,219	Depreciation	17,332,941	17,919,471	586,530	17,220,108
21	3,116	Amortization	93,272	98,135	4,863	105,134
22	256,110	Interest	2,652,156	2,644,372	(7,784)	2,866,160
23	**24,572,122**	**TOTAL EXPENSES**	**306,341,178**	**308,059,479**	**1,718,301**	**309,148,278**
24	**6,220,475**	**REV OVER EXP - OPERATIONS**	**32,223,146**	**21,909,876**	**10,313,270**	**18,061,007**
25	(1,439,011)	Non-Operating Revenue	(3,765,620)	4,368,354	(8,133,974)	11,888,534
26	**$4,781,464**	**EXCESS OF REV OVER EXPENSE**	**$28,457,526**	**$26,278,230**	**2,179,296**	**$29,949,541**

Indiana University Health

INDIANA UNIVERSITY HEALTH BLOOMINGTON
PATIENT REVENUE
December 31, 2011

	CURRENT MONTH ACTUAL		TWELVE MONTHS YEAR-TO-DATE ACTUAL	PLAN	VAR	LAST YR
		DAILY ROUTINE SERVICES:				
1	$3,128,480	Medical/Surgical, Peds, and OB	$38,439,050	$39,859,704	($1,420,654)	$36,122,870
2	515,170	Cardiac Care Unit	5,134,910	5,546,362	(411,452)	4,849,520
3	747,050	Intensive Care Unit	7,180,590	7,355,408	(174,818)	6,727,230
4	655,740	Psychiatric Units	8,530,670	8,504,712	25,958	8,079,790
5	447,760	Rehabilitation Unit	5,751,170	4,691,213	1,059,957	4,613,850
6	459,000	Newborn	6,554,920	6,381,733	173,187	5,733,590
7	**5,953,200**	**TOTAL ROUTINE SERVICES**	**71,591,310**	**72,339,132**	**(747,822)**	**66,126,850**
		INPATIENT ANCILLARY SERVICES:				
8	2,036,725	Surgical Services	23,493,943	26,922,662	(3,428,719)	18,884,878
9	105,896	Renal Dialysis	1,356,262	1,798,365	(442,103)	1,756,350
10	830,084	Delivery Services	11,797,861	12,240,473	(442,612)	10,737,772
11	996,432	Cardiac Care Services	15,168,622	16,052,053	(883,431)	15,901,893
12	809,054	Emergency and Orthopedic Services	10,103,657	9,577,122	526,535	8,583,557
13	166,881	Ambulance Service	2,178,929	2,221,104	(42,175)	2,118,012
14	2,084,120	Laboratory	25,452,556	27,971,723	(2,519,167)	24,189,080
15	1,547,043	Radiology	19,927,983	21,915,534	(1,987,551)	20,255,277
16	471,283	Allied Health	6,776,098	7,003,047	(226,949)	6,440,741
17	608,485	Respiratory Therapy	6,646,322	6,819,540	(173,218)	6,148,241
18	717,806	Rehabilitation Services	9,361,044	8,443,140	917,904	7,756,220
19	458,134	Psychiatric Services	5,665,970	5,098,212	567,758	4,978,943
20	426,215	Nursing Related Services	5,330,537	5,501,916	(171,379)	5,124,322
21	**11,258,158**	**TOTAL IP ANCILLARY SERV**	**143,259,784**	**151,564,891**	**(8,305,107)**	**132,875,286**
		INPATIENT ANCILLARY SUPPLIES:				
	4,698,422	Surgical Services	52,057,549	55,027,584	(2,970,035)	57,283,752
	2,151,282	Nursing	31,164,234	32,099,703	(935,469)	33,553,356
24	2,823,683	Pharmacy	36,189,252	38,211,614	(2,022,362)	38,517,364
25	687,744	Other Services	8,180,578	7,759,871	420,707	7,364,231
26	**10,361,130**	**TOTAL IP ANCILLARY SUPPLIES**	**127,591,613**	**133,098,772**	**(5,507,159)**	**136,718,703**
		OUTPATIENT ANCILLARY SERVICES:				
27	3,251,115	Surgical Services	31,617,941	29,869,283	1,748,658	24,018,848
28	11,509	Renal Dialysis Centers	212,672	410,836	(198,164)	376,874
29	2,075,863	Cardiac Care Services	15,984,536	12,004,413	3,980,123	12,202,617
30	573,274	IU Health Home Care	7,524,959	8,567,880	(1,042,921)	7,160,398
31	453,248	IU Health Urgent Care Facilities	5,554,492	5,789,645	(235,153)	5,468,284
32	3,107,873	Emergency and Orthopedic Services	38,559,302	36,750,831	1,808,471	31,729,522
33	424,467	Ambulance Services	5,377,729	5,339,493	38,236	5,110,442
34	3,545,592	Laboratory	38,898,120	35,075,520	3,822,600	36,142,685
35	4,708,477	Radiology	55,961,640	53,994,553	1,967,087	54,066,309
36	1,989,378	Radiation Oncology Centers	23,026,620	22,314,324	712,296	22,178,867
37	1,176,697	Allied Health	15,666,925	14,228,574	1,438,351	13,112,737
38	325,927	Respiratory Therapy	3,216,344	2,852,730	363,614	2,661,260
39	1,200,263	Rehabilitation Services	16,190,000	15,704,848	485,152	15,166,325
40	379,996	Hospice	4,345,093	3,652,411	692,682	3,716,489
41	176,992	Psychiatric Services	2,423,396	2,475,679	(52,283)	2,280,726
42	214,572	Observation Services	2,417,955	1,791,644	626,311	1,608,094
43	553,571	Miscellaneous Services	6,411,044	6,124,833	286,210	5,636,571
44	**24,168,813**	**TOTAL OP ANCILLARY SERV**	**273,388,767**	**256,947,497**	**16,441,270**	**242,637,048**
		OUTPATIENT ANCILLARY SUPPLIES:				
45	3,019,752	Surgical Services	32,546,725	30,749,046	1,797,679	30,620,679
46	1,845,943	Nursing	15,528,799	15,371,090	157,709	15,346,389
47	2,241,648	Pharmacy	30,657,955	22,961,345	7,696,610	25,364,634
48	892,913	Other Services	10,035,293	9,358,388	676,905	9,614,502
49	**8,000,257**	**TOTAL OP ANCILLARY SUPPLIES**	**88,768,773**	**78,439,869**	**10,328,904**	**80,946,205**
	$59,741,558	**TOTAL REV FROM PAT SERVICES**	**$704,600,247**	**$692,390,161**	**$12,210,086**	**$659,304,092**

INDIANA UNIVERSITY HEALTH BLOOMINGTON
DEDUCTIONS & OTHER REVENUE
December 31, 2011

	CURRENT MONTH ACTUAL		TWELVE MONTHS YEAR-TO-DATE ACTUAL	PLAN	VAR	LAST YR
		DEDUCTIONS FROM REVENUE:				
1	$17,997,944	Medicare Contractual Allowance	$221,589,625	$210,848,109	($10,741,516)	$199,313,543
2	4,755,157	Medicaid Contractual Allowance	66,249,172	67,860,044	1,610,872	58,890,653
3	369,041	Healthy IN Plan Allowance	5,817,770	2,476,417	(3,341,353)	2,247,709
4	3,975,971	Other Contractual Allowances	44,721,259	51,735,843	7,014,584	49,522,636
5	46,334	Contractual Allow. for IU Health Home Care	715,935	994,886	278,951	794,448
6	77,917	Contractual Allow. for IU Health Urgent Care	959,491	1,087,206	127,715	886,811
7	2,625,221	Provision for Charity	27,511,839	29,705,453	2,193,614	24,239,790
8	(15,000)	Adjustments for Late Charges	(180,000)	(159,766)	20,234	(165,000)
9	104,932	Other Adjustments and Discounts	8,242,909	7,190,366	(1,032,310)	6,141,312
	$29,937,517	**TOTAL DEDUCTIONS FROM REV**	**$375,628,001**	**$371,738,558**	**($3,889,443)**	**$341,871,902**
		OTHER OPERATING REVENUE:				
11	$124,318	Cafeteria, Meals-On-Wheels, and Vending	$1,557,780	$1,380,787	$176,993	$1,449,821
12	3,531	Interest from Accounts Receivable	65,195	43,389	21,806	40,870
13	0	Durable Medical Equipment	10,161	7,214	2,947	11,405
14	11,436	Grants; Med Ed, Ambulance, Hospice	124,357	144,981	(20,624)	153,637
15	164,537	Grants; Home Care, Comm Health	1,536,047	1,594,989	(58,942)	1,621,875
16	(1,340)	Exp Reimb by SIMG, Foundation	(28,377)	406,237	(434,614)	849,212
17	4,315	Educational Services	72,696	72,761	(65)	66,324
18	48,213	Vendor Discounts and Charges	687,933	724,754	(36,821)	838,561
19	409,149	Non-Patient Services Provided	599,585	64,956	534,629	515,234
20	0	Parking Garage Toll	0	0	0	(4,960)
21	31,570	Kid's Club Program	466,963	465,848	1,115	457,262
22	18,104	Linen Services	221,801	332,219	(110,418)	310,471
23	75,974	Property Rental Income	778,354	796,378	(18,024)	808,778
24	120	Gain/Loss Disposal of Assets	15,909	(33,720)	49,629	24,202
25	(224,911)	Miscellaneous	1,245,704	1,854,121	(608,417)	793,833
26	**$665,017**	**TOTAL OTHER OPERATING REV**	**$7,354,109**	**$7,854,914**	**$274,325**	**$7,936,526**
		OTHER OPERATING REVENUE:				
27	323,538	Gain/Loss Other Investments	2,237,968	1,462,838	775,130	1,840,569
28	**$323,538**	**TOTAL RELATED ENTITY OPER. REV**	**$2,237,968**	**$1,462,838**	**$775,130**	**$1,840,569**
		NON-OPERATING REVENUE:				
29	$595,165	Realized (Losses) Gains on Investments	$5,560,128	$3,323,905	$2,236,223	$5,922,674
30	(499,824)	Interest and Dividend Income	23,410	37,758	(14,348)	49,161
31	(583,008)	Unrealized (Losses) Gains on Investments	(8,397,814)	1,006,691	(9,404,505)	5,916,698
32	(951,345)	Gain/Loss on Bond Re-funding	(951,345)	0	(951,345)	0
33	**($1,439,011)**	**TOTAL NON-OPERATING REV**	**($3,765,620)**	**$4,368,354**	**($8,133,974)**	**$11,888,534**

Indiana University Health

INDIANA UNIVERSITY HEALTH BLOOMINGTON
EXPENSES BY DIVISION
December 31, 2011

	CURRENT MONTH ACTUAL		TWELVE MONTHS YEAR-TO-DATE ACTUAL	PLAN	VAR	LAST YR
		PATIENT SERVICES DIVISION:				
1	$1,939,003	Nursing Services	$24,048,457	$24,804,498	756,041	$24,376,690
2	276,801	Intensive Care Unit	3,108,935	3,115,233	6,298	3,232,692
3	451,855	Psychiatric Services	5,248,194	4,851,033	(397,161)	5,247,787
4	895,999	Cardiac Care Services	9,744,183	10,907,420	1,163,237	9,914,790
5	391,922	Maternal Care Services	4,793,728	4,518,507	(275,221)	4,913,926
6	1,798,329	Surgery Services	24,610,638	25,291,161	680,523	27,267,424
7	534,729	Emergency and Orthopedic Services	6,227,052	5,743,534	(483,518)	6,274,760
8	627,587	IU Health Home Care Services	7,008,998	6,115,939	(893,059)	6,296,420
9	447,270	Other Patient Serv Division Departments	5,094,256	4,890,515	(203,741)	5,678,776
10	**7,363,494**	**TOTAL PATIENT SERVICES**	**89,884,441**	**90,237,840**	**353,399**	**93,203,266**
11	**2,391,566**	**ADMINISTRATION DIVISION**	**18,558,533**	**17,280,001**	**(1,278,532)**	**18,730,406**
		ANCILLARY SERVICES DIVISION:				
12	314,921	Radiation Oncology Center	3,309,150	3,059,764	(249,386)	3,080,219
13	659,221	Rehabilitation Services	7,891,438	7,925,148	33,710	7,662,336
14	324,256	Hospice Services	3,619,285	2,865,046	(754,239)	3,282,294
15	394,655	Allied Health	4,579,815	4,108,722	(471,093)	4,226,265
16	222,689	Respiratory Therapy	2,790,129	2,774,571	(15,558)	2,917,812
17	237,744	Ambulance Service	2,777,259	2,431,967	(345,292)	2,748,973
18	240,174	Material Services / Supplies	3,631,293	3,420,900	(210,393)	3,648,595
19	1,467,844	Pharmacy Services	17,708,880	17,197,383	(511,497)	17,148,049
20	1,117,883	Laboratory	11,632,756	11,197,847	(434,909)	11,608,632
21	690,788	Radiology and Nuclear Medicine	7,714,023	7,735,204	21,181	7,896,050
	319,866	IU Health Urgent Care Facilities	3,911,615	3,646,674	(264,941)	3,884,988
	52,731	Other Ancillary Service Division Depts	716,703	710,047	(6,656)	503,456
24	**6,042,774**	**TOTAL ANCILLARY SERV**	**70,282,345**	**67,073,273**	**(3,202,417)**	**68,607,669**
25	**3,116,545**	**HUMAN RESOURCES/EDUC DIV**	**40,877,811**	**42,118,870**	**1,241,059**	**43,920,222**
26	**1,229,574**	**FISCAL SERVICES DIVISION**	**13,635,951**	**13,400,960**	**(234,991)**	**13,244,097**
		SUPPORT SERVICES DIVISION:				
27	764,908	Plant Operations and Properties	8,750,989	8,769,036	18,047	8,504,107
28	87,071	Security	1,038,660	1,035,268	(3,392)	1,038,536
29	471,356	Dietary Services	4,666,391	4,178,251	(488,140)	4,441,546
30	176,699	Environmental Services	2,033,565	1,871,191	(162,374)	1,964,030
31	742	Other Support Services	2,941	0	(2,941)	35,215
32	**1,500,775**	**TOTAL SUPPORT SERVICES**	**16,492,547**	**15,853,746**	**(638,801)**	**15,983,435**
33	**1,217,590**	**INFORMATION SERVICES DIVISION**	**13,590,696**	**13,669,814**	**79,118**	**11,680,508**
34	**1,709,804**	**PROP DEPR, INTEREST, BAD DEBTS**	**43,018,854**	**48,424,974**	**5,406,120**	**43,778,676**
35	**$24,572,122**	**TOTAL OPERATING EXPENSES**	**$306,341,178**	**$308,059,479**	**1,718,298**	**$309,148,278**

INDIANA UNIVERSITY HEALTH BLOOMINGTON
PAYROLL & CONTRACT WAGES BY DIVISION
December 31, 2011

	CURRENT MONTH ACTUAL		TWELVE MONTHS YEAR-TO-DATE ACTUAL	PLAN	VAR	LAST YR
		PATIENT SERVICES DIVISION:				
1	$1,699,169	Nursing Services	$21,171,063	$21,882,263	711,200	$21,603,074
2	241,596	Intensive Care Unit	2,781,108	2,782,224	1,116	2,877,583
3	420,026	Psychiatric Services	4,894,552	4,519,876	(374,676)	4,901,372
4	305,082	Cardiac Care Services	3,439,891	3,556,608	116,717	3,704,185
5	325,309	Maternal Care Services	4,045,506	3,879,531	(165,975)	4,148,735
6	605,060	Surgery Services	7,184,266	7,249,435	65,169	7,311,947
7	432,615	Emergency and Orthopedic Services	4,992,596	4,741,857	(250,739)	5,173,331
8	379,170	IU Health Home Care Services	4,392,437	4,003,097	(389,340)	4,046,574
9	131,353	Other Patient Serv Division Depts	1,841,549	1,841,037	(512)	1,892,828
10	**4,539,380**	**TOTAL PATIENT SERVICES**	**54,742,969**	**54,455,928**	**(287,040)**	**55,659,630**
11	**860,996**	**ADMINISTRATION DIVISION**	**5,083,038**	**5,301,802**	**218,764**	**7,462,360**
		ANCILLARY SERVICES DIVISION:				
12	166,475	Radiation Oncology Center	1,851,074	1,923,704	72,630	1,938,309
13	566,511	Rehabilitation Services	6,840,726	6,927,253	86,527	6,656,812
14	182,733	Hospice Services	2,214,621	1,823,624	(390,997)	2,058,098
15	282,271	Allied Health	3,530,428	3,074,825	(455,603)	3,255,947
16	182,930	Respiratory Therapy	2,295,775	2,260,336	(35,439)	2,373,917
17	188,536	Ambulance Service	2,137,098	1,865,008	(272,090)	2,137,494
18	144,304	Material Services	1,721,770	1,775,597	53,827	1,697,761
19	367,291	Pharmacy Services	4,187,238	3,975,400	(211,838)	4,100,459
20	418,473	Laboratory	4,550,170	4,197,330	(352,840)	4,425,780
21	389,292	Radiology and Nuclear Medicine	4,533,776	4,418,592	(115,184)	4,702,616
22	288,430	IU Health Urgent Care Facilities	3,593,576	3,333,852	(259,724)	3,682,862
23	48,555	Other Ancillary Serv Division Depts	689,940	669,992	(19,948)	491,437
24	**3,225,800**	**TOTAL ANCILLARY SERVICES**	**38,146,191**	**36,245,513**	**(1,880,731)**	**37,521,493**
25	**144,901**	**HUMAN RESOURCES/EDUC DIV**	**1,707,004**	**1,774,026**	**67,022**	**1,724,014**
26	**897,167**	**FISCAL SERVICES DIVISION**	**10,290,423**	**10,410,752**	**120,329**	**7,680,245**
		SUPPORT SERVICES DIVISION:				
27	174,514	Plant Operations and Properties	2,014,861	2,010,948	(3,913)	2,033,702
28	62,584	Security	738,317	724,613	(13,704)	755,616
29	207,386	Dietary Services	2,371,169	2,226,167	(145,002)	2,384,913
30	147,197	Environmental Services	1,683,962	1,680,898	(3,064)	1,634,642
31	0	Other Support Services	(1,175)	0	1,175	33,820
32	**591,681**	**TOTAL SUPPORT SERVICES**	**6,807,135**	**6,642,626**	**(164,508)**	**6,842,692**
33	**441,889**	**INFORMATION SERVICES DIVISION**	**5,069,730**	**4,542,670**	**(527,060)**	**6,801,007**
34	**$10,701,815**	**TOTAL SALARY EXPENSE**	**$121,846,491**	**$119,373,318**	**(2,473,173)**	**$123,691,442**

INDIANA UNIVERSITY HEALTH BLOOMINGTON
EXPENSES BY NATURAL CLASS
December 31, 2011

	CURRENT MONTH ACTUAL		TWELVE MONTHS YEAR-TO-DATE ACTUAL	PLAN	VAR	LAST YR
		WAGES & BENEFITS:				
1	$10,623,156	Salaries & Payroll	$121,409,431	$119,371,653	(2,037,778)	$123,135,678
2	78,658	Contracted Wages	437,059	1,665	(435,394)	555,763
3	2,856,035	Employee Benefits	38,096,629	38,783,537	686,908	41,039,985
4	13,557,850	**TOTAL WAGES & BENEFITS**	**159,943,118**	**158,156,855**	**(1,786,265)**	**164,731,426**
		FEES:				
5	695,922	Physician Fees	8,103,037	6,843,222	(1,259,815)	7,251,017
6	115,843	Accounting and Legal	1,302,025	1,295,487	(6,538)	1,295,037
7	321,664	Consulting	2,650,731	2,197,036	(453,695)	2,266,424
8	191,351	Contractual and Affiliation Fees	1,963,774	1,843,140	(120,634)	2,072,139
9	123,632	Other Fees	493,135	1,157,241	664,106	1,177,747
10	1,448,411	**TOTAL FEES**	**14,512,702**	**13,336,126**	**(1,176,577)**	**14,062,365**
		SUPPLIES:				
11	77,235	Office and Printing	1,314,766	1,259,025	(55,741)	1,324,066
12	208,714	Food and Beverage	1,880,974	1,578,669	(302,305)	1,693,989
13	1,120,081	Drugs and Pharmaceuticals	13,776,489	13,508,359	(268,130)	13,339,120
14	2,167,666	Medical and Surgical	28,350,361	29,306,299	955,938	30,550,710
15	76,851	IV Solutions	886,669	959,655	72,986	978,762
16	538,003	Laboratory and Radiology	5,470,094	5,128,674	(341,420)	4,923,177
17	141,533	General Maintenance	2,129,737	1,808,374	(321,363)	1,964,504
18	241,062	Minor Equipment	2,356,702	2,403,870	47,168	2,252,622
19	220,415	All Other Supplies	3,123,677	2,759,727	(363,950)	2,783,006
20	4,791,560	**TOTAL SUPPLIES**	**59,289,470**	**58,712,652**	**(576,818)**	**59,809,955**
		PURCHASED SERVICES:				
	135,785	Continuing Education and Travel	1,457,140	1,348,359	(108,781)	1,178,228
22	301,557	Utilities	3,863,086	4,198,416	335,330	3,824,008
23	33,710	Lease Payments	390,230	583,954	193,724	396,336
24	710,830	Rental and Maintenance Agreements	7,686,294	7,235,722	(450,572)	7,818,718
25	372,340	Computer Services	3,334,640	4,117,644	783,004	1,589,816
26	149,569	Insurance	1,677,677	2,113,183	435,506	2,071,880
27	340,583	Marketing Services	1,534,980	1,649,510	114,530	1,906,725
28	136,360	Intercompany Purchased Services	1,630,658	1,500,000	(130,658)	0
29	887,231	Other Purchased Services	8,005,797	6,682,084	(1,323,713)	7,980,146
30	3,067,965	**TOTAL PURCHASED SERVICES**	**29,580,502**	**29,428,872**	**(151,630)**	**26,765,857**
		OTHER EXPENSES:				
31	1,502,686	Depreciation	17,336,409	17,919,471	583,062	17,220,108
32	255,758	Interest and Bond Discount	2,741,960	2,742,507	547	2,971,293
33	(52,108)	Provision for Bad Debts	22,937,017	27,762,996	4,825,979	23,587,274
34	1,706,336	**TOTAL OTHER EXPENSES**	**43,015,386**	**48,424,974**	**5,409,588**	**43,778,676**
35	$24,572,122	**TOTAL OPERATING EXPENSES**	**$306,341,178**	**$308,059,479**	**1,718,298**	**$309,148,278**

INDIANA UNIVERSITY HEALTH BLOOMINGTON
STATEMENT OF POSITION
December 31, 2011

		Current 12/31/2011	Year Ago 12/31/2010	Year End 12/31/2010
	ASSETS :			
	CURRENT ASSETS:			
1	Cash and Cash Equivalents	$51,251,975	$41,378,743	$41,378,743
2	Current Portion of Funds Held by Trustee	$0	$4,310,933	$4,310,933
3	Patient Accounts Receivable	100,647,579	101,502,020	101,502,020
4	Less: Allowance for Uncollectables	61,620,705	62,385,032	62,385,032
5	**Net Patient Accounts Receivable**	**39,026,874**	**39,116,988**	**39,116,988**
6	Prepaid Expenses and Other Receivables	9,586,808	10,632,961	10,587,867
7	Inventories	5,420,169	4,942,153	4,942,153
8	**TOTAL CURRENT ASSETS**	**105,285,827**	**100,381,778**	**100,336,684**
	ASSETS WHOSE USE IS LIMITED:			
9	**Board Designated Funds**	**100,659,766**	**97,472,893**	**97,472,893**
	PROPERTY AND EQUIPMENT:			
10	Land	15,941,897	14,453,926	14,453,926
11	Land Improvements	2,047,204	2,032,954	2,032,954
12	Buildings and Fixed Equipment	231,743,169	226,511,851	226,511,851
13	Movable Equipment	105,002,754	99,477,733	99,477,733
14	Construction in Progress	4,722,315	2,025,759	2,025,759
15	Internally developed software	2,686,481	2,686,481	2,686,481
16	**Total Property and Equipment**	**362,143,820**	**347,188,704**	**347,188,704**
17	Less Allowances for Depreciation	240,264,407	223,652,396	223,652,396
18	**PROPERTY AND EQUIPMENT - NET**	**121,879,413**	**123,536,308**	**123,536,308**
	OTHER ASSETS:			
19	Deferred Financing Costs	0	715,320	715,320
20	Interest in Net Assets of Foundation	3,571,184	4,268,607	4,313,701
21	Investments in joint ventures	3,009,422	2,485,222	2,485,222
22	Goodwill	3,583,576	1,933,471	1,933,471
23	Other Non-Current Assets	1,288,405	956,024	956,024
24	**TOTAL OTHER ASSETS**	**11,452,587**	**10,358,645**	**10,403,739**
25	**TOTAL ASSETS**	**$339,277,592**	**$331,749,624**	**$331,749,624**
	LIABILITIES AND NET ASSETS :			
	CURRENT LIABILITIES:			
26	Accounts Payable	$9,523,816	$10,260,097	$10,260,097
27	Salaries and Related Liabilities	$14,230,895	$16,325,278	$16,325,278
28	Accrued PTO Program Payable	$7,920,248	$7,887,372	$7,887,372
29	Accrued Interest from Bonds	$159,368	$451,341	$451,341
30	Current Portion of Long-term Debt	$1,922,529	$7,583,825	$7,583,825
31	Estimated Medicare/Medicaid Settlements	$3,310,556	$2,414,556	$2,414,556
32	**TOTAL CURRENT LIABILITIES**	**37,067,412**	**44,922,469**	**44,922,469**
	LONG TERM LIABILITIES & NET ASSETS:			
33	Long-Term Debt, Less Current Portion	44,166,145	47,708,968	47,708,968
34	Other Non-current Liabilities	216,497	216,497	216,497
35	Accrued Malpractice Liability	146,021	1,544,675	1,544,675
36	Accrued Pension Liability	24,403,617	10,339,177	10,339,177
37	Fund Balance	233,277,900	227,017,837	227,017,837
38	**TOTAL LIABILITIES & NET ASSETS**	**$339,277,592**	**$331,749,624**	**$331,749,624**

INDIANA UNIVERSITY HEALTH BLOOMINGTON
STATEMENT OF CASH FLOWS
December 31, 2011

		CURRENT MONTH	YTD
	FUNDS FROM OPERATIONS:		
1	Excess of Revenues over Expenses	$4,781,464	$28,457,526
	Changes In Items Which Did Not Require Cash Outlay :		
2	Depreciation	1,502,686	17,336,409
3	Amortization of Deferred Financing Costs	651,924	715,320
4	Net Change in Unfunded Pension Liabilities	13,267,799	14,064,440
5	Net Accounts Receivable from Patients	(1,754,987)	90,114
6	Other Current Assets	(576,793)	523,042
7	Goodwill	(1,649,646)	(1,650,105)
8	Accounts Payable	600,356	(736,281)
9	Salaries and Related Liabilities	1,463,181	(2,094,383)
10	Accrued PTO Program Payable	(754,138)	32,876
11	Estimated Medicare and Medicaid Settlements	351,563	896,000
12	Accrued Interest from Bonds	(64,465)	(291,973)
13	**TOTAL FUNDS FROM (USED IN) OPERATIONS**	**17,818,943**	**57,342,986**
	INVESTING ACTIVITIES:		
14	Purchases of Property and Equipment, Net	(1,104,177)	(15,679,515)
	Assets Whose Use is Limited :		
15	Change in Funds Held by Trustee	972,502	4,310,933
16	Changes in Board Designated Funds	(12,063)	(3,186,872)
17	Other Investments and Deferred Items	(36,919)	(114,063)
	NET CASH FROM INVESTING ACTIVITIES	**(180,658)**	**(14,669,517)**
	FINANCING ACTIVITIES:		
19	Repayments/Changes in Long Term Debt	(1,692,701)	(10,602,773)
20	Related Entity Transactions	(12,667,079)	(22,197,463)
21	**NET CASH FROM FINANCING ACTIVITIES**	**(14,359,780)**	**(32,800,236)**
22	**CASH AT BEGINNING OF MONTH/YEAR**	**47,973,469**	**41,378,743**
23	**CASH AND CASH EQUIVALENTS - PERIOD END**	**$51,251,975**	**$51,251,975**

Indiana University Health

INDIANA UNIVERSITY HEALTH BLOOMINGTON
CENSUS STATISTICS
December 31, 2011

	CURRENT MONTH ACTUAL		TWELVE MONTHS YEAR-TO-DATE ACTUAL	PLAN	VAR	LAST YR
		DISCHARGES:				
1	730	Medical/Surgical, Cardiac, and Intensive Care...	8,780	8,757	23	8,993
2	155	Psychiatric Units	1,833	1,685	148	1,804
3	39	Rehabilitation Unit	475	389	86	415
4	163	Obstetrics	2,049	2,066	(17)	2,111
5	**1,087**	**TOTAL ADULT AND PEDIATRIC**	**13,137**	**12,897**	**240**	**13,323**
6	153	Newborn	1,955	1,974	(19)	1,982
		PATIENT DAYS:				
7	2,539	Medical/Surgical	30,336	31,626	(1,290)	31,973
8	302	Cardiac Care Unit	3,093	3,380	(287)	3,402
9	394	Intensive Care Unit	3,789	3,905	(116)	3,979
10	666	Psychiatric Units	8,673	8,612	61	8,943
11	451	Rehabilitation Unit	5,815	4,859	956	5,099
12	345	Obstetrics	4,994	5,101	(107)	4,985
13	**4,697**	**TOTAL ADULT AND PEDIATRIC**	**56,700**	**57,483**	**(783)**	**58,381**
14	368	Newborn	5,057	5,198	(141)	5,195
		PERCENT OCCUPANCY BY AVAILABLE BEDS:				
15	42.7%	Medical/Surgical	43.0%	44.7%	-1.71%	60.0%
16	69.6%	Cardiac Care Unit	60.5%	66.1%	-5.62%	66.6%
17	79.4%	Intensive Care Unit	64.9%	66.9%	-1.99%	68.1%
18	71.6%	Psychiatric Units	79.2%	78.6%	0.56%	58.3%
19	69.3%	Rehabilitation Unit	75.9%	63.4%	12.47%	66.5%
20	50.6%	Obstetrics	62.2%	63.5%	-1.33%	62.1%
21	**51.4%**	**TOTAL ADULT AND PEDIATRIC**	**52.4%**	**53.0%**	**-0.63%**	**53.9%**
22	33.9%	Newborn	39.6%	40.7%	-1.10%	40.7%
		AVERAGE DAILY CENSUS:				
23	81.9	Medical/Surgical	83.1	86.6	(3.5)	87.6
24	9.7	Cardiac Care Unit	8.5	9.3	(0.8)	9.3
25	12.7	Intensive Care Unit	10.4	10.7	(0.3)	10.9
26	21.5	Psychiatric Units	23.8	23.6	0.2	24.5
27	14.5	Rehabilitation Unit	15.9	13.3	2.6	14.0
28	11.1	Obstetrics	13.7	14.0	(0.3)	13.7
29	**151.5**	**TOTAL ADULT AND PEDIATRIC**	**155.3**	**157.5**	**(2.1)**	**159.9**
30	11.9	Newborn	13.9	14.2	(0.4)	14.2
		LENGTH OF STAY:				
31	4.4	Medical/Surgical, Cardiac, and Intensive Care...	4.2	4.4	0.2	4.4
32	4.3	Psychiatric Units	4.7	5.1	0.4	5.0
33	11.6	Rehabilitation Unit	12.2	12.5	0.2	12.3
34	2.1	Obstetrics	2.4	2.5	0.0	2.4
35	**4.3**	**TOTAL ADULT AND PEDIATRIC**	**4.3**	**4.5**	**0.1**	**4.4**
36	2.4	Newborn	2.6	2.6	0.0	2.6

Indiana University Health

INDIANA UNIVERSITY HEALTH BLOOMINGTON
ANCILLARY STATISTICS
December 31, 2011

	CURRENT MONTH ACTUAL		TWELVE MONTHS YEAR-TO-DATE ACTUAL	PLAN	VAR	LAST YR
		INPATIENT STATISTICS:				
1	242	Surgeries	2,737	3,163	(426)	3,114
2	67	Surgery - Endoscopies	850	981	(131)	981
3	15	Cardio-Vascular Surgeries	181	174	7	174
4	148	Delivery Room Births	1,953	1,974	(21)	1,977
5	170	Renal Dialysis Treatments	2,281	3,104	(823)	3,104
6	131	Cardiac Cath Lab Procedures	2,180	2,979	(799)	2,979
7	13	Orthopedic Visits	206	212	(6)	212
8	564	Emergency Visits	7,006	6,943	63	6,943
9	214	Ambulance Service	2,727	2,777	(50)	2,777
10	26,449	Laboratory Tests	317,305	340,488	(23,183)	340,488
11	116	Nuclear Medicine Scans	1,493	1,688	(195)	1,688
12	1,207	Radiology Exams	14,226	15,149	(923)	15,149
13	61	MRI's	889	1,021	(132)	1,021
14	321	CT Scans	4,042	4,235	(193)	4,235
15	1,357	Cardiology Exams	16,306	16,560	(254)	16,560
16	123	Neurology Exams	2,424	3,008	(584)	3,008
17	9,296	Respiratory Therapy Treatments	95,044	95,440	(396)	95,440
18	8,302	Rehab Services Treatments	101,891	91,140	10,751	91,138
19	**48,796**	**TOTAL IP ANCILLARY**	**573,741**	**591,036**	**(17,295)**	**590,988**
		OUTPATIENT STATISTICS:				
20	496	Surgeries	4,799	4,866	(67)	4,811
	251	Surgery - Endoscopies	2,793	2,748	45	2,748
	307	Cardiac Cath Lab Procedures	2,838	3,246	(408)	3,246
23	225	Orthopedic Visits	3,242	3,092	150	3,092
24	3,929	Emergency Visits	51,179	51,794	(615)	51,794
25	527	Ambulance Runs	6,833	6,865	(32)	6,865
26	3,245	IU Health Urgent Care Visits	43,344	43,744	(400)	43,744
27	29,770	Laboratory Tests	310,356	331,119	(20,763)	331,119
28	18,333	Reference Laboratory Tests	207,729	165,705	42,024	165,705
29	701	Nuclear Medicine Scans	7,870	7,996	(126)	7,996
30	2,690	Radiology Exams	33,028	34,856	(1,828)	34,856
31	190	MRI's	2,490	2,448	42	2,448
32	1,043	CT Scans	12,130	12,958	(828)	12,958
33	2,626	Cardiology Exams	30,979	27,870	3,109	27,870
34	509	Neurology Exams	8,167	8,935	(768)	8,935
35	887	Respiratory Therapy Treatments	9,417	9,179	238	9,179
36	13,258	Rehab Services Treatments	178,481	169,749	8,732	169,749
37	**78,987**	**TOTAL OP ANCILLARY**	**915,675**	**887,170**	**28,505**	**887,115**

Indiana University Health

INDIANA UNIVERSITY HEALTH BLOOMINGTON
OTHER STATISTICS
December 31, 2011

	CURRENT MONTH ACTUAL		TWELVE MONTHS YEAR-TO-DATE ACTUAL	PLAN	VAR	LAST YR
		OTHER STATISTICS:				
1	19,905	Patient Meals	238,487	241,652	(3,165)	241,652
2	39,846	Cafeteria Meals	458,359	394,034	64,325	394,034
3	221,525	Laundry Pounds	2,655,828	2,786,088	(130,260)	2,786,088
4	406,581	Employee Hours	4,827,063	4,719,155	(107,908)	4,794,597
5	2,295.2	Employee Full Time Equivalents	2,314.3	2,262.6	(51.7)	2,298.8
6	1,977.9	FTEs from Productive Hours	2,113.5	2,066.3	(47.2)	2,106.8
7	317.3	FTEs from Non-Productive Hours	200.8	196.3	(4.5)	192.0
8	293	Beds Available for Use (Avg)	293	295	2.0	297
9	9,750	Outpatient Registrations	115,739	117,102	(1,363)	115,316
10	397	Observation Days	4,534	3,876	659	3,833
11	12.8	Observation Days A.D.C.	12.4	10.6	1.8	10.5
12	164.3	Average Daily Census inc Observations	167.8	168.1	(0.3)	170.4
		FINANCIAL RATIOS:				
13	6.99	FTEs per Adjusted Occupied Bed	7.24	7.41	0.17	7.32
14	39.95	Employee Hours per Equivalent Patient Day	41.38	42.33	0.95	41.82
15	172.63	Employee Hours per Adjusted Discharge	178.58	188.67	10.09	183.25
16	42.68	% Occupancy of Licensed Beds	43.76	44.36	(0.60)	45.06
17	53.85	Outpatient Rev as % of Total Revenue	51.40	48.44	(2.96)	49.08
18	25,365.67	Gross Charges per Adjusted Discharge	26,067.04	27,681.07	(1,614.03)	25,198.59
19	5,870.23	Gross Revenue per Equivalent Patient Day	6,039.55	6,210.58	(171.03)	5,750.52
20	10,433.08	Cost per Adjusted Discharge	11,333.25	12,315.91	982.67	11,815.64
21	2,414.47	Operating Expense per Equiv Patient Day	2,625.84	2,763.22	137.39	2,696.42
22	41.13	Cost as % of Gross Revenue	43.48	44.49	1.01	46.89
23		Current Ratio	2.84	2.46	0.38	2.23
24		Net Days in Accounts Receivable	43.3	40.0	(3.3)	45.0
25		Days of Cash on Hand	191.9	179.13	12.7	179.0
26		Cash Flow to Total Debt	0.43	0.48	(0.05)	0.45
27		Long Term Debt to Capitalization	0.21	0.18	(0.03)	0.20
28		Debt Service Coverage	10.41	7.21	3.19	4.75
29	20.20	Operating Margin Percentage	9.52	6.64	2.88	5.52
30	15.53	Margin Percentage	8.41	7.96	0.44	9.15

Indiana University Health

INDIANA UNIVERSITY HEALTH BLOOMINGTON
ACCOUNTS RECEIVABLE REPORT
December 31, 2011

		CURRENT MONTH		YEAR-TO-DATE	
		ACTUAL	YEAR AGO ACTUAL	ACTUAL	YEAR AGO ACTUAL
1	Hospital Charity	3,353,607	2,058,738	26,796,569	20,965,463
2	Bad Debt Write-Offs	1,783,780	2,371,305	23,093,956	28,663,894
3	Bad Debt Recoveries	(224,441)	(335,620)	(2,351,953)	(2,519,218)
4	**NET WRITE-OFFS**	4,912,946	4,094,423	47,538,572	47,110,139

		Balance 12/31/10	Balance 11/30/11	Balance 12/31/11	One-Month Increase (Decrease)
5	**Gross A/R**	101,502,020	103,572,561	100,647,579	(2,924,982)
6	**Net A/R**	39,116,988	37,271,887	39,026,874	1,754,987
7	**Net Days in A/R**	45.0	41.6	43.3	1.7
8	**Self-Pay A/R**	10,947,304	13,071,416	12,026,462	(1,044,954)
	Medicare A/R	40,106,332	37,825,518	37,363,049	(462,469)
10	**Medicaid A/R**	9,581,328	9,497,545	8,634,913	(862,632)
11	**Managed/Disc A/R**	32,065,988	32,706,021	32,498,712	(207,309)
12	**Commercial A/R**	2,713,723	3,637,766	3,482,247	(155,519)
13	**Health IN Plan A/R**	2,234,264	1,850,427	1,696,953	(153,474)
14	**Workers' Comp A/R**	866,382	961,319	1,052,341	91,022
15	**Contract (inc HLF Lab) A/R**	274,177	206,542	181,545	(24,997)
16	**Professional Services A/R**	100,659	287,205	250,848	(36,357)
17	**HP+ (Psych) A/R**	465,427	870,614	751,321	(119,293)
18	**IU Health Home Care A/R**	487,739	434,516	439,034	4,518
19	**DME & Home Infusion A/R**	522,893	983,229	1,028,142	44,913
20	**IU Health Urgent Care A/R**	557,061	645,463	629,149	(16,314)
21	**IU Health Hospice A/R**	507,076	518,685	534,800	16,115
22	**Wheelchair Van A/R**	71,667	76,295	78,063	1,768

Jack Hopkins Social Services Funding Application (4)

Funding Sheet

Lead Agency:

ame Bloomington Meals on Wheels, Inc. ("MOW")

Is the Lead Agency a 501(c)(3)? ■ Yes ☐ No | Is this a collaborative project? ☐ Yes ■ No

Number of Agency Employees: Full-time 0 Part-time 1 Volunteers 200

Address where Project will be facilitated or housed:
727 West First Street, Bloomington, IN 47403

Name of Project Administrator: Kathy Romy

Address 727 West First Street, Bloomington, IN 47403

Telephone & E-mail 812.353.2248 & kromy@iuhealth.org

Name of other participating agencies, if different from Lead Agency: Indiana University Health Bloomington,
Meadowood Retirement Community, Answer Indiana, Area 10 Agency on Aging, Centerstone, and Volunteers in Medicine.

Proposed Project:

Title of Project: Ensuring Hot Meal Delivery for Bloomington's Homebound

Total Cost of Project: $1,118.99

Requested JHSSF Amount: $1,118.99

Other Funds Expected for Project:

Amount	Source	Confirmed or Pending
?al of $ 10,000.00	March for Meals Letter Campaign (March 2012)	Pending

Number of Clients Served by this Project in 2012: 84

Number of City Residents Served by this Project in 2012: 100% of Meals on Wheels clients are Bloomington residents

Is this a request for operational costs? ☐ Yes ■ No

If "yes," is the request for a pilot project or for bridge funding? ☐ Pilot ☐ Bridge

Example:	
Tables:	*5 tables @ $12.00 each*
Chairs:	*20 chairs @ $8.00 each*

Funding Information:

Please note: Due to limited funds, the Committee often recommends partial funding for a program. In the interest of helping the Committee best decide how to distribute funds, please provide an itemized list of program elements, ranked by priority and their costs.

ITEM	COST
Nutri-Systems Electric Meal Transporters (Model NS2-E)	2 units @ $550.00 each
Shipping	$18.99 total

Claim Submission Date: *(check one)*

☑ July 2012 – September 2012 ☐ October 2012 – December 2012

☐ Other

Jack Hopkins Social Services Funding Application

Agency Contact Sheet

Lead Agency:

Name:	Bloomington Meals on Wheels, Inc.
Address:	727 West First Street
	Bloomington, IN 47403
Phone & E-Mail:	812.353.2248 & mow@iuhealth.org
Website:	www.bloomingtonmealsonwheels.org
President of Board of Directors:	Doug Estell

Director Information

Director of Lead Agency:	Bloomington Meals on Wheels, Inc.
Director's Address:	727 West First Street, Bloomington, IN 47403
Phone & E-Mail:	812.323.2248 & kromy@iuhealth.org

Presenter Information

Name of Person to Present Application to the Committee	Bloomington Meals on Wheels, Inc.
Address	727 West First Street, Bloomington, IN 47403
Phone & E-mail	812.323.2248 & kromy@iuhealth.org

Grant Writer Information

Name of Grant Writer:	Dawn Volungis, Bloomington Hospital Foundation
Address:	PO Box 1149, Bloomington, IN 47402
Phone & E-Mail:	812.353.5873 & dvolungis@iuhealth.org

Please also include:

- The Agency's Mission Statement in Two-Page Application Narrative
- A Simple Program Budget for use of requested funds (please check your math)
- A year-end financial statement that includes fund balances and total revenue & expenditures

Jack Hopkins Social Services Funding Application for 2012:

Bloomington Meals on Wheels, Inc. Statement

Agency Mission:

The mission of Bloomington Meals on Wheels, Inc. (MOW), a 501(c)(3) agency, is to provide nutritious meals to homebound persons within the city of Bloomington who are unable to purchase and prepare nourishing meals through medical or physical disability, pursuant to certification by a licensed medical doctor. MOW is the only home delivery provider of diabetic meals. MOW can tailor a diabetic meal for a person, as well as other dietary modified meals, such as low sodium, low cholesterol, high protein, etc. The service is provided to the ill, disabled or elderly without distinction as to race, color, creed, national origin or gender.

MOW has been a resource for residents of the city of Bloomington since 1973. Over 200 volunteers donate one hour of their time once a month to deliver meals to those who are most vulnerable. Since its inception, MOW has been operating on nearly 100% volunteer power. Only in August 2010 did the MOW's Board of Directors hire their first paid position, director Kathy Romy, for 20 hours per week. Ms. Romy still is the only paid position to help manage the day-to-day operations, as well as to take the organization to the next step of expanding routes and serving more clients in need. In addition, MOW continues to leverage collaborative community partnerships with Answer Indiana, Meadowood Retirement Community, Area 10 Agency on Aging, and Indiana University Health Bloomington Hospital. Within the last year, MOW has worked with Centerstone, Area 10 Agency on Aging, and Volunteers in Medicine to serve the nutritional needs of their patients/clients, as much as possible.

Nature of the Project:

Currently MOW has the capacity to serve 72 people across six routes. Every route is strictly within the city limits of Bloomington. MOW consistently operates with a waiting list and has long wanted to expand to another route and serve another 12 people. Ms. Romy is developing a plan to recruit additional volunteers because the current delivery routes are staffed fully and expansion to an additional route depends on bringing on a minimum of 20 more volunteers. The need is there. If expansion is realized then volunteers on that route will need at least one electric meal transporter to keep meals warm. Each person who is signed up for MOW delivery receives one hot meal (lunch), one sack meal (dinner), and two cartons of milk per day. Currently, MOW operates with seven electric meal transporters. If one transporter is inoperable or breaks down, MOW does not own another to act as a back-up or replacement.

Identified Priority for Funding:

According to the City of Bloomington, Housing and Neighborhood Development Department's *2010-2014 Consolidated Plan*, based on the *Service Community Assessment of Needs* (SCAN) from 2003 (updated in 2009), Strategy 5 is targeted for Public Service Assistance (page 19). In particular, the interventions for this strategy are to provide funding to non-profit organizations that serve low income individuals/families with their basic emergency needs: food, shelter and health care; to provide funding to non-profit organizations that provide a safety net for community members in need; and to provide funding to non-profit organizations that provide valuable services to improve quality of life.

The services that MOW provides within the city of Bloomington do meet the designated priorities for funding, as previously identified. More specifically, MOW helps people who are recovering from

an accident or illness; who are experiencing either a temporary or permanent disability; or who are unable to prepare food independently. By the very nature of the current MOW clientele, it is absolutely true that many of the people served are in need of emergency services for food – a fundamental human need. The people who receive MOW are low to moderate income, many are elderly, and many are affected by disability or disadvantaged otherwise.

As noted in the "Vulnerable Populations" section of the SCAN report, under the "Places to Start" subheading, it is essential that services provided meet people where they are. MOW clients are homebound and any services that can be brought to them, allow the elderly, the ill and the disabled to continue to stay in their homes and not need institutional intervention. In addition, MOW services provide much needed respite for family members or friends who may be burdened by caregiving already. MOW also allows clients to benefit from daily contact with another person. Oftentimes people who are homebound can be isolated from human contact. To be able to check-in with their MOW delivery driver daily is almost as important to their quality of life as the nourishing food that is being delivered. Sometimes the presence of a reliable, familiar face is the only consistency a MOW client can be assured of during recovery or while coping with their chronic illness.

<u>One-time Investment for this Initiative:</u>

MOW is respectfully requesting $1,118.99 to purchase two Nutri-Systems Electric Meal Transporters (Model NS2-E). The price for one transporter is $550.00. Two transporters plus shipping ($18.99) would equal $1,118.99. Currently, MOW does have seven program meal transporters that volunteer drivers use to deliver meals on their routes; however many of these are at least eight years old. There is no way to test the efficiency of the transporters. Oftentimes a hot box will be working one day and completely not functional the next. Considering the life expectancy of the current hot boxes, there is a very large return on investment for this small one-time investment up front.

This grant, if funded, will cover the cost of a transporter for the entire expanded route and a back-up emergency transporter for any other route should current equipment fail. Currently, if there is equipment malfunction MOW borrows a hot box from the Indiana University Health Bloomington Hospital Food Services Department. MOW values the relationship with community partners and does appreciate that the hospital offers a back-up plan when the program is in need, however this is not a long-term solution, nor will it suffice should MOW expands to a new route permanently, which is eminent. It also is not the most convenient solution if a transporter fails on route now to have to go through another agency for permission to use their equipment. It would be much more efficient to for MOW to own their own transporters and to be offered the assurance that they are covered in case of emergency.

<u>Broad, Long-Lasting Community Contribution:</u>

MOW aims to serve the homebound that are unable to cook for themselves. This is essential because it allows those who are ill or are in recovery to stay home and not rely on institutional support. Over time, health care costs are reduced because they do not have to access a higher level of care simply based on their need for meals. Oftentimes, the ill or disabled have family, friends, or other caregivers who provide support. MOW supplements this support providing respite for caregivers and reducing lost time from work absences. MOW offers service to meet an essential, fundamentally basic human need – food, with profound, long-term spillover effects. MOW respectfully thanks you for considering this request.

Jack Hopkins Social Services Funding Application for 2012:

Bloomington Meals on Wheels, Inc. Project Budget

Item	Cost Per Unit	Number Requested	Total
Nutri-Systems Electric Meal Transporters (Model NS2-E)	$550.00	2	$1,100.00
Shipping	$18.99	1	$18.99
TOTAL PROJECT COST:	---	---	**$1,118.99**

Budget Justification:

Bloomington Meals on Wheels, Inc. (MOW) is requesting $1,118.99 for two electric meal transporters for hot food delivery. This project cost also includes shipping. Please refer to: http://www.mowstore.com/products/10020.htm.

Model NS2-E - Electric Two Compartment Meal Transporter

Fully loaded transporter holds up to 14 standard disposable trays or 12 Reusable Trays.

Outside Dimensions:
Height: 15 1/2"
Width: 21"
Depth: 12 1/2"
Weight: 18 lbs.

Inside Dimensions:
Height: 10 1/4"
Width: 6 3/4"
Depth: 9"

Energy Use per compartment:
20 or 40 watts at 12 volts DC (cars)
80 or 160 watts at 120 volts AC (wall outlet)

PRICE: $550.00

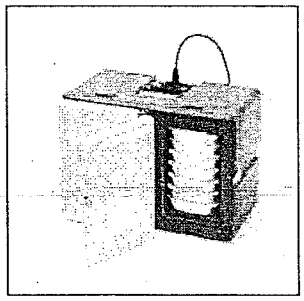

Balance Sheet - As of 12/31/2011

As of 12/31/2011 (Cash Basis)

Account	12/31/2011 Balance
ASSETS	
Cash and Bank Accounts	
0087512475 MOW Checking	11,522.03
CD	25,099.10
TOTAL Cash and Bank Accounts	**36,621.13**
Other Assets	
BH Investment	135,435.49
Ziegler-GE	10,027.20
Ziegler_Morgan Stanley	0.00
Zigeler-Cash	1,165.00
TOTAL Other Assets	**146,627.69**
TOTAL ASSETS	**183,248.82**
LIABILITIES & EQUITY	
LIABILITIES	**0.00**
EQUITY	**183,248.82**
TOTAL LIABILITIES & EQUITY	**183,248.82**

Jack Hopkins Social Services Funding Application

Funding Sheet

Lead Agency:

Name: Boys and Girls Clubs of Bloomington

Is the Lead Agency a 501(c)(3)? ☒ Yes ☐ No | Is this a collaborative project? ☐ Yes ☒ No

Number of Agency Employees: Full-time 7 Part-time 96 Volunteers 540

Address where Project will be facilitated or housed:
311 S. Lincoln Street, PO Box 1716, Bloomington, IN 47402

Name of Project Administrator: Matthew Searle

Address: 311 S. Lincoln Street, Bloomington, IN 47402

Telephone & E-mail: 812-332-5311; msearle@bgcbloomington.org

Name of other participating agencies, if different from Lead Agency:

Proposed Project:

Title of Project: Teen Career Development Initiative

Total Cost of Project: $19,555

Requested JHSSF Amount: $8375

Other Funds Expected for Project:

Amount	Source	Confirmed or Pending
$3000	Cracker Barrel Foundation	Confirmed
$3180	Community Foundation of Bloomington and Monroe County	Confirmed

Number of Clients Served by this Project in 2012: 60

Number of City Residents Served by this Project in 2012: 54

Is this a request for operational costs? ☒ Yes ☐ No

If "yes," is the request for a pilot project or for bridge funding? ☒ Pilot ☐ Bridge

Example:
Tables: 5 tables @ $12.00 each
Chairs: 20 chairs @ $8.00 each

Funding Information:

Please note: Due to limited funds, the Committee often recommends partial funding for a program. In the interest of helping the Committee best decide how to distribute funds, please provide an itemized list of program elements, ranked by priority and their costs.

ITEM	COST
TCDI Program Leader Wages	$12,500
Vehicle Costs for Fieldtrips to Colleges (Fuel, Maintenance, License/Permits, Insurance)	$375
Office Supplies (paper and toner for curriculum and marketing)	$400
Community Service Supplies	$200

Claim Submission Date: *(check one)*

☐ July 2012 – September 2012 ☑ October 2012 – December 2012

☐ Other

Jack Hopkins Social Services Funding Application

Agency Contact Sheet

Lead Agency:

Name: Boys and Girls Clubs of Bloomington

Address: 311 S. Lincoln Street, PO Box 1716

Bloomington, IN 47402

Phone & E-Mail: 812-332-5311 jbaldwin@bgcbloomington.org

Website: bgcbloomington.org/

President of Board of Directors: Josh Hogan

Director Information

Director of Lead Agency: Jeff Baldwin

Director's Address: 311 S. Lincoln Street, PO Box 1716, Bloomington, IN 47402

Phone & E-Mail: 812-332-5311 Ext 12, jbaldwin@bgcbloomington.org

Presenter Information

Name of Person to Present Application to the Committee: Matthew Searle

Address: 311 S. Lincoln Street, PO Box 1716, Bloomington, IN 47402

Phone & E-mail: 812-332-5311 Ext. 11, msearle@bgcbloomington.org

Grant Writer Information

Name of Grant Writer: Megan Ottesen

Address: 311 S. Lincoln Street, PO Box 1716, Bloomington, IN 47402

Phone & E-Mail: 812-332-5311, mottesen@indiana.edu

Please also include:

- The Agency's Mission Statement in Two-Page Application Narrative
- A Simple Program Budget for use of requested funds (please check your math)
- A year-end financial statement that includes fund balances and total revenue & expenditures

I. Agency Mission

The Boys & Girls Clubs of Bloomington seeks to enable all young people, especially those who need us most, to reach their full potential as productive, caring and responsible citizens. Our programs and services are designed to build character and strengthen life skills while providing hope and opportunity. The Club is unique among other local youth organizations for a number of exceptional reasons. It is a community-centered program with each of the three Club sites being conveniently located near those members who need us most. It provides bus transportation to members, offering a seamless connection from school to the Club. It is facility-based, staffed with full time trained youth professionals and caring adult volunteers. The Boys and Girls Clubs of Bloomington currently reaches over 1,300 youth in the community who are registered members of our three Clubs.

II. Nature of the Project

The Boys and Girls Clubs of Bloomington requests $13,375 from the Jack Hopkins Social Services Funding Committee to pilot a new mentoring program titled the Teen Career Development Initiative (TCDI). The TCDI will directly address the community's education achievement gap between low-income and high-income youth by launching teens on a four-year path to form career goals and develop educational and financial plans for achieving them. Many of our teens come from low-income, single-parent households that have little ability to help teens succeed academically or to prepare teens for life after high school due to a lack of income, knowledge, or time. The TCDI's three complementary components – Career Exploration and Community Service, Higher Education, and Financial Literacy – ultimately serve as a preventative program by ensuring that our teens successfully transition into self-reliant adulthood.

The **Career Exploration and Community Service** component will help teens pursue their career interests both inside and outside BGCB. This career ladder will enable teens to take their first crucial step into the workplace and greater community. High school freshmen and sophomores will volunteer with local non-profits to better understand their community and its employment opportunities (teens recently completed a graffiti removal campaign and landscaping at Jill's House, a temporary residence for out-of-town patients). High School juniors and seniors will deepen their ties with the non-profit community and learn essential soft skills by completing internships or apprenticeships. The TCDI will also connect teens with traditional first jobs and encourage them to embrace their inner-entrepreneur by developing babysitting and lawn care services. Expected outcomes include teens honing their leadership skills, identifying their interests, and developing career plans.

The **Higher Education** component complements the Career Exploration and Community Service component by reinforcing the importance of a high school degree and pursuit of higher education. The TCDI staff leaders will coordinate with local high schools to help freshmen and sophomores match their career interests with high school curriculum. For example, youth with medical or science aspirations will focus on developing strong math skills. The TCDI staff leaders will also coordinate with Indiana University and Ivy Tech Community College so that juniors and seniors can attend counselor info sessions and go on campus tours. This will help teens and their families discover which higher education opportunity matches their career aspirations. Finally, staff will investigate any apprenticeship opportunities in the area. Expected outcomes include increased teen desire to complete high school and avoid destructive activities such as drugs, alcohol, and crime.

The **Financial Literacy** component synthesizes the career exploration and higher education activities. Teens will learn how to manage their first pay checks, important personal finance skills, and their options for paying for higher education. This component is especially needed in today's volatile economy. According to the 2010 census, 21.9% of Monroe County's households fell below the poverty line; this is much higher than the overall 14.4% poverty rate for the state of Indiana. Second, BGCB staff will offer teens connections to college financial aid counselors through brochures and onsite visits. Expected

outcomes include teens having the skills to make smart financial decisions in life and being able to afford higher education.

Funding a TCDI program leader for the first year will be crucial to the success of the program. The program leader will organize the teens' activities in the three program areas, provide guidance to the teens, and make key connections with community partners. The Club's program director, Matthew Searle, designed the program and will oversee the TCDI program leader's activities, but the teens and the program itself need a consistent, organizing force to make the successful and attractive to future funders.

III. Satisfaction of the Funding Criteria

The Program Should Address a Previously Identified Social Service Fund Priority

The findings of the **Service Community Assessment of Needs (SCAN)** of 2003 and the **3-5 Year Consolidated Plan's Community Development Needs (91.215 (d)** highlight the need of Monroe County's youth for such a mentoring program. By shaping the TCDI around our teens, we address the community's need for youth development programs that promote educational attainment and life skills (SCAN, page 72). The SCAN explains that a cycle of poverty exists in Monroe County: adults who have not completed high school are more likely to face economic challenges and be part of the "working poor" than are those who have some additional postsecondary degree, and they have little resources to help their own children succeed. Furthermore, many of these adults have difficulty in improving their circumstances, because poor credit ratings or criminal backgrounds prevent them from obtaining educational loans or good jobs. The SCAN explains that increasing access to teen educational support and productive activities outside of school is vital to "breaking the cycle" from one generation of a family to the next, especially because many community youth are seen as lacking life skills and having passive attitudes towards their futures (SCAN, page 75). The TCDI will meet this community need by serving as a preventative program – it seeks to reduce teens' future need for emergency services. By giving underserved teens a positive place to gain leadership, educational, and financial skills, we reduce their chances of transitioning aimlessly into adulthood or partaking in criminal activities that could hinder their chances for future success. Ultimately, we intend to equip our youth with the resources and motivation for change. The Clubs' free transportation from school to the Club, as well as the Club's low annual fee ($20), ensures that all teens of all income levels can join.

The Funds Should Provide a One-Time Investment with Leveraged Matching Funds

The Boys and Girls Clubs will use these funds to jump-start the first year of TCDI. Once the program is institutionalized during the first year, the Club can budget for future TCDI expenditures and obtain funding from family and corporate foundations. The Club has received substantial funding from the Community Foundation of Monroe County and Bloomington ($20,000 for each Club site 2011-2013) for our current teen program and its community service initiatives. Our current teen program fosters a safe, supportive teen community where middle school and high school teens develop leadership skills, community service ethic, and emotional maturity. However, the current program lacks resources or staff necessary to specifically address financial, career, or higher education opportunities. The TCDI's career, education, and financial literacy components will build off and complement the current teen program and give our middle school members a compelling reason to remain active with the Club once they enter high school.

The Program Should Have Broad and Lasting Benefit to the Community

Lack of educational attainment, teen pregnancy, hunger, disease, emotional disorders, crime, and abuse and neglect follow these children of poverty unless someone steps in to provide hope and opportunity. Nothing represents the Club's impact more profoundly: In an independent survey, conducted by the Boys and Girls Clubs of America, 57% of Club Alumni agree or strongly agree that, "the Club saved their life."

IV. Program Budget

2012-2013 TCDI Budget

Item	Item Cost	CF Teens Funding	Cracker Barrel Funding	Amount Requested
Employee Costs				
Club Program Director	$ 3,180	$ 3,180		$ -
TCDI Program Leader ($10 an hour, 25 hours a week, 50 weeks)	$ 12,500			$ 12,500
Office Supplies (paper and toner for curriculum and marketing)	$ 300			$ 300
Community Service Supplies	$ 200			$ 200
Supplies and Renovations for the Teen Room	$ 3,000		$ 3,000	$ -
Vehicle for Fieldtrips to Colleges (Fuel, Maintenance, License/Permits, Insurance)	$ 375			$ 375
TOTAL COST	$ 19,555	**AMOUNT REQUESTED**		$ 13,375

Boys & Girls Club of Bloomington
Profit & Loss
January through December 2011

	Jan - Dec 11
Ordinary Income/Expense	
Income	
Auxiliary Funding	41,532.00
Special Events	36,040.28
Contributions	
Big Hearts Campaign	27,692.61
IJTO	81,681.51
Bequests/Memorials	15,560.27
Foundations	11,846.00
Civic Groups	14,711.08
Individual Donations	42,890.75
Corporate Donations	50,566.77
Contributions - Other	145.05
Total Contributions	245,094.04
Fees	
Program/Registrations	3,484.98
Camps	125,670.50
Facility Rental	22,145.00
Memberships	17,077.00
Fees - Other	202.30
Total Fees	168,579.78
Grants	
State	98,036.44
Local - City/County	107,324.80
Federal/National	67,339.00
Total Grants	272,700.24
Other Income	
Interest	152.90
Transportation Fee	44,055.68
Reimbursements	7,794.52
Clothing Sales	1,033.00
Vending Commission	262.79
Other Income - Other	9.62
Total Other Income	53,308.51
Total Income	817,254.85
Expense	
Fundraising Special Events	8,754.73
Equipment	31,475.10
Program Fees	28,515.24
Reconciliation Discrepancies	0.20
Financial Expenses	
Misc.	427.44
Credit Card Machine Fees	3,638.47
Finance Charge	1,028.00
Total Financial Expenses	5,093.91
Insurance	
Business Auto	2,154.00
Commercial Umbrella	3,000.00
Workers' Comp	3,887.00
Commercial Package	8,710.00
Liability Insurance	990.00
Total Insurance	18,741.00

Boys & Girls Club of Bloomington
Profit & Loss
January through December 2011

	Jan - Dec 11
Vehicle	
Loan Payment	4,125.41
Fuel	12,227.00
License/Permits	1,107.34
Maintenance	3,002.52
Repairs	6,525.92
Total Vehicle	26,988.19
Utilities	
Electricity	15,077.67
Gas	1,760.61
Water/Sewer	1,558.21
Total Utilities	18,396.49
Rent	25,304.00
Professional Fees	
IT Consultant	1,147.44
Misc.	1,973.47
Development Fees	1,800.97
Accountant	6,620.00
Total Professional Fees	11,541.88
General Expenses	
Food	3,798.03
Printing	
Printing Outsourced	10,072.80
Supplies	1,835.14
Copier Maintenance Fees	1,911.00
Total Printing	13,818.94
Misc.	
Misc.	207.43
Club Gear	2,192.91
Awards/Recognition	2,824.66
Total Misc.	5,225.00
Postage	3,083.13
Supplies	
Misc. Supplies	9,220.25
Office Supplies	4,377.47
Art Supplies	4,128.01
Supplies - Other	1,519.15
Total Supplies	19,244.88
General Expenses - Other	112.12
Total General Expenses	45,282.10
Maintenance, Facility	
Service	17,984.51
Supplies/Hardware	8,062.23
Fire & Security	987.31
Trash	1,105.43
Cleaning Supplies	3,720.63
Total Maintenance, Facility	31,860.11
Dues	
State	2,634.00
Local	460.00
National	4,575.00
Total Dues	7,669.00

Boys & Girls Club of Bloomington
Profit & Loss
January through December 2011

	Jan - Dec 11
Communications	
Computer Technology	8,507.82
Advertising	1,920.50
Telephone	4,242.87
Total Communications	14,671.19
Payroll Taxes	
Medicare	5,761.80
Social Security	24,636.46
Payroll Taxes - Other	0.00
Total Payroll Taxes	30,398.26
Staffing Expenses	
Board Training/Development	1,955.57
Payroll	
Program Staff	109,769.34
Support Staff	65,133.01
Other Payroll Staff	20,418.75
Professional Staff	231,694.64
Total Payroll	427,015.74
Misc.	720.39
Training	
Misc. Expense	172.12
Travel	225.00
Registration	2,275.85
Hotel & Meals	1,775.79
Training - Other	554.95
Total Training	5,003.71
Criminal History Checks	2,922.55
Benefits	
Health & Life Insurance	28,445.16
Retirement	7,550.00
Total Benefits	35,995.16
Total Staffing Expenses	473,613.12
Total Expense	778,304.52
Net Ordinary Income	38,950.33
Net Income	38,950.33

Jack Hopkins Social Services Funding Application

(6)

Funding Sheet

Lead Agency:

Name: Children's Village Child Development and Education Center

Is the Lead Agency a 501(c)(3)? ☒ Yes ☐ No | Is this a collaborative project? ☐ Yes ☒ No

Number of Agency Employees: Full-time 25 Part-time 5 Volunteers 0

Address where Project will be facilitated or housed:
2431 N. Smith Pike Bloomington, IN 47404

Name of Project Administrator: Brenda Chapin

Address 2431 N. Smith Pike Bloomington, IN 47404

Telephone & E-mail 812-355-4881 bchapin@villages.org

Name of other participating agencies, if different from Lead Agency:

Proposed Project:

Title of Project: Quality Care and Family Engagement

Total Cost of Project: $60,500

Requested JHSSF Amount: $21,500

Other Funds Expected for Project:

Amount	Source	Confirmed or Pending
),000	The Villages Foundation	Confirmed
$19,500	Donor Solicitation	Pending

Number of Clients Served by this Project in 2012: 100

Number of City Residents Served by this Project in 2012: 60

Is this a request for operational costs? ☐ Yes ☒ No

If "yes," is the request for a pilot project or for bridge funding? ☒ Pilot ☐ Bridge

Example:

Tables:	*5 tables @ $12.00 each*
Chairs:	*20 chairs @ $8.00 each*

Funding Information:

Please note: Due to limited funds, the Committee often recommends partial funding for a program. In the interest of helping the Committee best decide how to distribute funds, please provide an itemized list of program elements, ranked by priority and their costs.

ITEM	COST
5 Scholarships @ $75.00 per week for 52 weeks	$19,500
40 Engagement Packs @ $50.00 each	$2,000

Claim Submission Date: (check one)

☐ July 2012 – September 2012 ☐ October 2012 – December 2012

☑ Other

Jack Hopkins Social Services Funding Application

Agency Contact Sheet

Lead Agency:

Name: Children's Village

Address: 2431 N. Smith Pike

Bloomington, IN 47404

Phone & E-Mail: 812-355-4881

Website: villageskids.org

President of Board of Directors: David Barrett

Director Information

Director of Lead Agency: Brenda Chapin

Director's Address: 2431 N. Smith Pike Bloomington, IN 47404

Phone & E-Mail: (812) 355-4881 bchapin@villages.org

Presenter Information

Name of Person to Present Application to the Committee: Brenda Chapin

Address: 2431 N. Smith Pike Bloomington, IN 47404

Phone & E-mail: (812) 355-4881 bchapin@villages.org

Grant Writer Information

Name of Grant Writer: Brenda Chapin

Address: 2431 N. Smith Pike Bloomington, IN 47404

Phone & E-Mail: (812) 355-4881 bchapin@villages.org

Please also include:

- The Agency's Mission Statement in Two-Page Application Narrative
- A Simple Program Budget for use of requested funds (please check your math)
- A year-end financial statement that includes fund balances and total revenue & expenditures

Common Council Social Services Funding Application 2012

Children's Village of Bloomington-Quality Care and Family Engagement

Children's' Village of Bloomington (CVB) respectfully requests a one-time grant of $21,500 to fund childcare scholarships and engagement activities for low to moderate income families and children.

Mission

The mission of CVB is to provide a high quality, nurturing, safe, and developmentally appropriate environment to facilitate learning by respecting each child's individual needs and stage of development. CVB is a licensed and accredited child care provider and is a voluntary participant of the State of Indiana's Paths' to Quality rating system. CVB is also a CACFP federal food program participant and provides care for families who are enrolled in the CCDF childcare voucher program that provides assistance for children from families within a lower income bracket.

CVB provides care for children ages 6 weeks through 6 years of age in a The 14,000 square foot center that was designed with careful attention to detail. The Children's Village Centers' design is scaled to children and provides opportunities for learning. The building itself nurtures the child's imagination and curiosity by providing a variety of rooms, colors and images. In conjunction with the surveillance equipment at the entrance, access to the center has been limited to those individuals with activated pass keys. All classrooms have interest areas or centers that offer developmentally appropriate learning activities. Learning materials are changed frequently and classroom activities often focus on themes and events.

Addressing a Previously Identified Priority

The 2003 Service Community Assessment of Needs (SCAN) under Vulnerable Populations identified the need for affordable, quality care of young children in Monroe County as funding for programs that supplement this service are being cut or otherwise reduced. Along with quality care, enriching environments and stimulating play are also mentioned as challenges in homes that are struggling financially.

In Indiana, most families are expected to bear the cost of preschool and child care services with limited assistance from public and private sectors. Higher income families will carefully shop for and select high quality care for their children. Low income families often find quality care affordable because of available public subsidies. Middle income families are often trapped into purchasing low quality care for their children. Their incomes are too high for government subsidies but too low to be able to afford high quality child care. Middle income families without access to government subsidies or added income are adversely affected by the availability of only the least expensive and often worse forms of child care.

CVB currently provides quality care for 31 families utilizing CCDF vouchers for childcare assistance. CCDF vouchers cover families making within 140% of poverty guidelines. Those families just over this guideline are still in need of assistance for quality care, but do not quality for funding.

The National Association for the Education of Young Children (NAEYC, 2009) includes establishing and maintaining reciprocal relationships with parents as an integral part of Developmentally Appropriate Practices to enhance the learning environment of young children. Providing opportunities for parents to foster and maintain engagement through take-home activities that mirror learning in the classroom is an important method to achieve this connection.

Program Request for One-time Investment

CVB is requesting funding for a one-time investment to provide scholarships for five preschool age children childcare at a significantly discounted rate. The fee for services would be reduced for the family by 50% thus lowering the weekly fee to $75.00. CVB is also requesting engagement materials and take-home packs for these and other CVB families in order to provide a continuity of learning from childcare into the home environment.

1. **Scholarships for 5 children for one year:**
   $75 per week for five children for 52 weeks
   Total: $19,500.

2. **Take Home Engagement Packs:**
   20 Toddler Packs at $50.00 at $1,000
   20 Preschool Packs at $50.00 at $1,000
   Total: $2,000

Leveraging Matching Funds

CVB has secured $20,000 of funding from The Villages Foundation to help supplement 5 additional scholarships for children. CVB is also in the process of soliciting donations from donors for another 5 scholarships for children for a total of $19,500.

Ongoing Benefit to Community

Allowing all children the opportunity for quality preschool programming and childcare has lasting benefits such as school readiness and increased social skills. Engaging parents in the educational process by providing developmentally appropriate activities for use at home invites parents to become a part of their children's education at an early age which will translate into involvement in their child's education throughout their lifetime.

Quality Care and Engagement Budget

Scholarships	
Scholarship Rate	$75.00
Number of Scholarships	15
Number of Weeks	52
Total	**$58,000**
Take Home Packs	
20 Toddler Packs @ $50.00	$1,000.00
20 Preschool Packs @ $50.00	$1,000
Total	**$2,000.00**
Budget Total	**$60,500**

The Villages of Indiana, Inc. and The Villages of Indiana Foundation, Inc.

Accountants' Report and Consolidated Financial Statements

December 31, 2011 and 2010

The Villages of Indiana, Inc. and
The Villages of Indiana Foundation, Inc.
December 31, 2011 and 2010

Contents

Independent Accountants' Report 1

Consolidated Financial Statements

Statements of Financial Position 2

Statements of Activities 3

Statements of Cash Flows 5

Notes to Financial Statements 6

BKD LLP
CPAs & Advisors

201 N. Illinois Street, Suite 700
P.O. Box 44998
Indianapolis, IN 46244-0998
317.383.4000 Fax 317.383.4200 www.bkd.com

Independent Accountants' Report

Board of Directors
The Villages of Indiana, Inc. and
The Villages of Indiana Foundation, Inc.
Bloomington, Indiana

We have audited the accompanying consolidated statements of financial position of The Villages of Indiana, Inc. and The Villages of Indiana Foundation, Inc. (Organization) as of December 31, 2011 and 2010, and the related consolidated statements of activities and cash flows for the years then ended. These financial statements are the responsibility of the Organization's management. Our responsibility is to express an opinion on these financial statements based on our audits.

We conducted our audits in accordance with auditing standards generally accepted in the United States of America. Those standards require that we plan and perform the audit to obtain reasonable assurance about whether the financial statements are free of material misstatement. An audit includes examining, on a test basis, evidence supporting the amounts and disclosures in the financial statements. An audit also includes assessing the accounting principles used and significant estimates made by management, as well as evaluating the overall financial statement presentation. We believe that our audits provide a reasonable basis for our opinion.

In our opinion, the consolidated financial statements referred to above present fairly, in all material respects, the financial position of The Villages of Indiana, Inc. and The Villages of Indiana Foundation, Inc. as of December 31, 2011 and 2010, and the changes in its net assets and its cash flows for the years then ended in conformity with accounting principles generally accepted in the United States of America.

BKD, LLP

March 26, 2012

The Villages of Indiana, Inc. and
The Villages of Indiana Foundation, Inc.

Consolidated Statements of Financial Position
December 31, 2011 and 2010

Assets

	2011	2010
Cash and cash equivalents	$ 3,637,467	3,701,039
Certificates of deposit	220,111	150,178
Accounts receivable, net of allowance; 2011 - $8,553 and 2010 - $70,794	1,709,579	2,354,710
Pledges receivable	444,549	175,026
Grants receivable	1,235,911	1,511,850
Other receivables	103,589	133,091
Investments	212,858	206,364
Prepaid expenses and other assets	292,793	310,643
Property and equipment, net	4,179,241	4,416,465
Total assets	$ 12,036,098	$ 12,959,366

Liabilities

Accounts payable	$ 550,618	$ 1,221,705
Accrued payroll, taxes and benefits	652,427	680,159
Accrued vacation	214,825	220,460
Other accrued expenses	554,253	446,466
Long-term debt	2,462,626	2,638,813
Total liabilities	4,434,749	5,207,603

Net Assets

Unrestricted	6,455,931	6,923,609
Temporarily restricted	993,363	676,099
Permanently restricted	152,055	152,055
Total net assets	7,601,349	7,751,763
Total liabilities and net assets	$ 12,036,098	$ 12,959,366

See Notes to Consolidated Financial Statements

The Villages of Indiana, Inc. and
The Villages of Indiana Foundation, Inc.
Consolidated Statements of Activities
Years Ended December 31, 2011 and 2010

	2011			
	Unrestricted	Temporarily Restricted	Permanently Restricted	Total
Revenues, Gains and Other Support				
Contributions	$ 153,313	$ 788,037	$ -	$ 941,350
Government grants	7,423,231	-	-	7,423,231
Fees for services	11,899,191	-	-	11,899,191
Investment income	8,312	-	-	8,312
Rental income	50,275	-	-	50,275
Other income	384,893	-	-	384,893
	19,919,215	788,037	-	20,707,252
Net assets released from restrictions to support operations	407,086	(407,086)	-	-
Total revenues, gains and other support	20,326,301	380,951	-	20,707,252
Expenses and Losses				
Program services				
Child and Family Services Programs	12,107,711	-	-	12,107,711
Child development programs	2,136,669	-	-	2,136,669
Healthy Families	3,922,645	-	-	3,922,645
Statewide Foster Recruitment/Retention	-	-	-	-
Education and Prevention Programs	427,690	-	-	427,690
Other	466,840	-	-	466,840
Total program services	19,061,555	-	-	19,061,555
Support services				
Management and general	1,665,217	-	-	1,665,217
Fundraising and development	124,022	-	-	124,022
Total support services	1,789,239	-	-	1,789,239
Total expenses and losses	20,850,794	-	-	20,850,794
Change in Net Assets Before Other Gains (Losses)	(524,493)	380,951	-	(143,542)
Other Gains (Losses)				
Net realized gains	5,861	-	-	5,861
Net unrealized gains (losses) on investments	(12,733)	-	-	(12,733)
Contributions for capital projects	-	-	-	-
Net assets released for capital projects	63,687	(63,687)	-	-
Change in Net Assets	(467,678)	317,264	-	(150,414)
Net Assets, Beginning of Year	6,923,609	676,099	152,055	7,751,763
Net Assets, End of Year	$ 6,455,931	$ 993,363	$ 152,055	$ 7,601,349

See Notes to Consolidated Financial Statements

	2010		
Unrestricted	Temporarily Restricted	Permanently Restricted	Total
$ 227,512	$ 218,632	$ -	$ 446,144
7,478,211	-	-	7,478,211
13,984,861	-	-	13,984,861
12,283	-	-	12,283
54,937	-	-	54,937
360,325	-	-	360,325
22,118,129	218,632	-	22,336,761
276,874	(276,874)	-	-
22,395,003	(58,242)	-	22,336,761
12,644,800	-	-	12,644,800
2,259,263	-	-	2,259,263
4,073,868	-	-	4,073,868
130,902	-	-	130,902
481,038	-	-	481,038
251,080	-	-	251,080
19,840,951	-	-	19,840,951
2,058,519	-	-	2,058,519
201,504	-	-	201,504
2,260,023	-	-	2,260,023
22,100,974	-	-	22,100,974
294,029	(58,242)	-	235,787
10,433	-	-	10,433
12,070	-	-	12,070
-	869,497	-	869,497
738,787	(738,787)	-	-
1,055,319	72,468	-	1,127,787
5,868,290	603,631	152,055	6,623,976
$ 6,923,609	$ 676,099	$ 152,055	$ 7,751,763

The Villages of Indiana, Inc. and
The Villages of Indiana Foundation, Inc.

Consolidated Statements of Cash Flows
Years Ended December 31, 2011 and 2010

	2011	2010
Operating Activities		
Change in net assets	$ (150,414)	$ 1,127,787
Items not requiring (providing) cash flows		
Depreciation	270,860	187,138
Net unrealized (gain) loss on investments	12,733	(12,070)
Net realized gain on investments	(5,861)	(10,433)
Changes in		
Receivables	681,049	(1,209,311)
Prepaid expenses and other assets	17,850	(23,832)
Accounts payable	(671,087)	133,366
Accrued expenses and other liabilities	74,420	(18,789)
Net cash provided by operating activities	229,550	173,856
Investing Activities		
Purchase of property and equipment	(33,636)	(1,632,655)
Purchase of investments and certificates of deposit	(391,481)	(138,860)
Sales and maturities of investments and certificates of deposit	308,182	288,623
Net cash used in investing activities	(116,935)	(1,482,892)
Financing Activities		
Proceeds from issuance of long-term debt	-	1,048,769
Principal payments on long-term debt	(176,187)	(634,696)
Net cash provided by (used in) financing activities	(176,187)	414,073
Decrease in Cash and Cash Equivalents	(63,572)	(894,963)
Cash and Cash Equivalents, Beginning of Year	3,701,039	4,596,002
Cash and Cash Equivalents, End of Year	$ 3,637,467	$ 3,701,039
Supplemental Cash Flows Information		
Interest paid	$ 167,237	$ 81,420

See Notes to Consolidated Financial Statements

The Villages of Indiana, Inc. and
The Villages of Indiana Foundation, Inc.
Notes to Consolidated Financial Statements
December 31, 2011 and 2010

Note 1: Nature of Operations and Summary of Significant Accounting Policies

Nature of Operations

The Villages of Indiana, Inc. (The Villages) is a not-for-profit organization whose mission and principal activities are to provide supportive services to vulnerable children and their families. The Villages' major source of funding is from the Department of Child Services (DCS) for various counties throughout the State of Indiana, which purchases services for children and families throughout Indiana.

The Villages of Indiana Foundation, Inc. (The Foundation) was incorporated as a not-for-profit organization and commenced operations in November 1990, under the laws of the State of Indiana. The Foundation is organized to promote, support, raise funds and receive contributions for, and on behalf of, The Villages. In addition, The Foundation owns certain real property used by The Villages to carry out its exempt purpose. The Foundation leases these assets primarily to The Villages.

Use of Estimates

The preparation of financial statements in conformity with accounting principles generally accepted in the United States of America requires management to make estimates and assumptions that affect the reported amounts of assets and liabilities and disclosure of contingent assets and liabilities at the date of the financial statements and the reported amounts of revenues, expenses, gains, losses and other changes in net assets during the reporting period. Actual results could differ from those estimates.

Principles of Consolidation

The consolidated financial statements include the accounts of The Villages of Indiana, Inc. and The Villages of Indiana Foundation, Inc. (Organization). All material intercompany accounts and transactions have been eliminated in the consolidation.

Cash and Cash Equivalents

The Organization considers all liquid investments with original maturities of three months or less to be cash equivalents. At December 31, 2011 and 2010, cash equivalents consisted primarily of money market funds.

Effective July 21, 2010, the FDIC's insurance limits were permanently increased to $250,000. At December 31, 2011, the Organization's interest-bearing cash accounts exceeded insured limits by approximately $154,000.

Pursuant to legislation enacted in 2010, the FDIC will fully insure all noninterest-bearing transaction accounts through December 31, 2012, at all FDIC-insured institutions.

Accounts Receivable

Accounts receivable are stated at the amount billed to or on behalf of grantors or organizations. A majority of the accounts receivable are due from the State of Indiana, which is billed for services provided to children who are wards of various Indiana counties. The Organization provides an allowance for doubtful accounts, which is based upon a review of outstanding receivables, historical collection information and existing economic conditions. Accounts receivable are ordinarily due 30 days after the issuance of the invoice. Accounts past due more than 120 days are considered to be delinquent. Delinquent receivables are written off based on individual credit evaluation and specific circumstances of the organization.

Investments and Investment Return

Investments in equity securities having a readily determinable fair value and in all debt securities are carried at fair value. Certificates of deposit are carried at cost plus accrued interest, and other investments are valued at the lower of cost or fair value. Investment return includes dividend, interest and other investment income; realized and unrealized gains and losses on investments carried at fair value and realized gains and losses on other investments.

Investment return that is initially restricted by donor stipulation and for which the restriction will be satisfied in the same year is included in unrestricted net assets. Other investment return is reflected in the consolidated statements of activities as unrestricted, temporarily restricted or permanently restricted based upon the existence and nature of any donor or legally imposed restrictions.

Property and Equipment

Property and equipment is stated at cost and is depreciated on a straight-line basis over the estimated useful life of each asset. Useful lives range from 3 to 30 years.

Long-Lived Asset Impairment

The Organization evaluates the recoverability of the carrying value of long-lived assets whenever events or circumstances indicate the carrying amount may not be recoverable. If a long-lived asset is tested for recoverability and the undiscounted estimated future cash flows expected to result from the use and eventual disposition of the asset is less than the carrying amount of the asset, the asset cost is adjusted to fair value, and an impairment loss is recognized as the amount by which the carrying amount of a long-lived asset exceeds its fair value. No asset impairment was recognized during the years ended December 31, 2011 and 2010.

Temporarily and Permanently Restricted Net Assets

Temporarily restricted net assets are those whose use by the Organization has been limited by donors to a specific time period or purpose. Permanently restricted net assets have been restricted by donors to be maintained by the Organization in perpetuity.

Contributions

Gifts of cash and other assets received without donor stipulations are reported as unrestricted revenue and net assets. Gifts received with a donor stipulation that limits their use are reported as temporarily or permanently restricted revenue and net assets. When a donor stipulated time restriction ends or purpose restriction is accomplished, temporarily restricted net assets are reclassified to unrestricted net assets and reported in the consolidated statements of activities as net assets released from restrictions. Gifts and investment income that are originally restricted by the donor and for which the restriction is met in the same time period are recorded as temporarily restricted and then released from restriction.

Gifts of land, buildings, equipment and other long-lived assets are reported as unrestricted revenue and net assets unless explicit donor stipulations specify how such assets must be used, in which case the gifts are reported as temporarily or permanently restricted revenue and net assets. Absent explicit donor stipulations for the time long-lived assets must be held, expirations of restrictions resulting in reclassification of temporarily restricted net assets as unrestricted net assets are reported when the long-lived assets are placed in service.

Government Grants

Support funded by grants is recognized as the Organization performs the contracted services or incurs outlays eligible for reimbursement under the grant agreements. Grant activities and outlays are subject to audit and acceptance by the granting agency and, as a result of such audit, adjustments could be required.

Income Taxes

The Organization is exempt from income taxes under Section 501 of the Internal Revenue Code and a similar provision of state law. However, the Organization is subject to federal income tax on any unrelated business taxable income.

The Organization files tax returns in the U.S. federal jurisdiction. With a few exceptions, the Organization is no longer subject to U.S. federal examinations by tax authorities for years before 2008.

Functional Allocation of Expenses

The costs of supporting the various programs and other activities have been summarized on a functional basis in the consolidated statements of activities. Certain costs have been allocated among the program, management and general and fund raising categories based on the estimates of time spent by the Organization's personnel.

Subsequent Events

Subsequent events have been evaluated through the date of the Independent Accountants' Report, which is the date the consolidated financial statements were available to be issued.

Note 2: Pledges Receivable

Pledges receivable consisted of the following at December 31:

	Temporarily Restricted 2011	2010
Due within one year	$ 419,549	$ 113,026
Due in one to five years	25,000	62,000
	$ 444,549	$ 175,026

Note 3: Grant Commitments

The Organization receives grant support through periodic claims filed with the respective funding sources, not to exceed a limit specified in the funding agreement. Since the consolidated financial statements of the Organization are prepared on the accrual basis, all earned portions of the grants, not yet received as of December 31, 2011, have been recorded as receivables. Following are the grant commitments that extend beyond December 31, 2011:

Grant	Term	Grant Amount	Earned as of December 31, 2011	Funding Available
TANF - Healthy Families	7/1/11 - 8/31/12	$ 4,687,974	$ 1,450,175	$ 3,237,799
Kids First Trust Fund	7/1/09 - 6/30/13	1,785,000	1,240,500	544,500
		$ 6,472,974	$ 2,690,675	$ 3,782,299

Note 4: Investments

The Organization's investments at December 31 are as follows:

	Fair Value	
	2011	2010
Corporate bonds	$ 13,500	$ 13,500
Exchange traded funds (ETF)	199,358	192,864
Total	$ 212,858	$ 206,364

Total investment return is comprised of the following:

	2011	2010
Interest and dividend income	$ 8,312	$ 12,283
Net unrealized gains (losses) on investments reported at fair value	(12,733)	12,070
Net realized gains on other investments	5,861	10,433
	$ 1,440	$ 34,786

Note 5: Property and Equipment

The Organization's property and equipment at December 31 consists of:

	2011	2010
Building and improvements	$ 5,713,504	$ 5,688,841
Furniture and equipment	484,974	636,972
	6,198,478	6,325,813
Accumulated depreciation	(2,222,837)	(2,112,948)
	3,975,641	4,212,865
Land	203,600	203,600
	$ 4,179,241	$ 4,416,465

Note 6: Line of Credit

The Organization has a $2,000,000 revolving bank line of credit expiring August 7, 2012. At December 31, 2011 and 2010, there were no borrowings against this line. The line is collateralized by substantially all of the Organization's accounts receivable. Interest varies with the bank's prime rate, which was 4.50% on December 31, 2011, and is payable monthly.

Note 7: Long-Term Debt

	2011	2010
Note payable - due on demand, but until such demand is made, payable $8,608 monthly, including interest payable monthly at a variable interest rate reset every 5 years based on rates issued for corporate loans of the Nation's largest banks (3.41% at December 31, 2011), with the final scheduled payment due November 2021; secured by real estate and assignment of rents	$ 769,055	$ 824,324
Note payable - payable $1,252 monthly including interest payable monthly at a variable interest rate based in U.S. Treasury security yields (3.24% at December 31, 2011), with the final payment due June 2018; secured by real estate	78,783	89,413
Note payable - interest only through November 2010; construction loan converted to permanent loan in November 2010 upon completion of renovations; payable $12,175 monthly including interest payable monthly at the prime rate with a floor of 6.25% (6.25% at December 31, 2011), with the final payment due November 2030; loan is secured by real estate and assignment of rents	1,593,902	1,633,837
Note payable - payable $6,748 monthly including interest payable monthly at 5.5% (fixed interest rate), with the final payment due February 2012	20,886	91,239
	$ 2,462,626	$ 2,638,813

Aggregate annual maturities of long-term debt at December 31, 2011 are:

	Long-Term Debt
2012	$ 155,112
2013	138,730
2014	145,779
2015	152,064
2016	159,253
Thereafter	1,711,688
	$ 2,462,626

Note 8: Operating Leases

The Organization leases various items of equipment, vehicles and office space under noncancellable operating lease arrangements. These leases expire at various dates through 2021. Consolidated rental expense for these leases included in the consolidated statements of activities for the years ended December 31, 2011 and 2010 was approximately $803,000 and $979,000, respectively.

Minimum annual rental payments required under the operating leases, which have remaining terms of one year or greater as of December 31, 2011, are as follows:

2012	$ 369,751
2013	237,743
2014	192,743
2015	192,743
2016	168,126
Thereafter	369,820
	$ 1,530,926

Note 9: Net Assets

Temporarily Restricted Net Assets

Temporarily restricted net assets at December 31 are available for the following purposes or periods:

	2011	2010
Purpose restriction (The Foundation)		
Guaranteed care/independent living	$ 177,633	$ 214,958
Family services	38,772	43,772
Training	13,400	19,400
Program and operational grants	492,281	39,715
Scholarships	29,689	33,384
Emergency grants	9,458	9,458
Regional expenses	33,549	69,346
Child care	31,562	12,468
Indianapolis office renovations (pledges receivable)	111,339	175,026
Total purpose restricted	937,683	617,527
Time restricted (The Villages)	55,680	58,572
Total temporarily restricted net assets	$ 993,363	$ 676,099

Permanently Restricted Net Assets

Permanently restricted net assets at December 31 are restricted to:

	2011	2010
Investment in perpetuity, the income of which is expendable to support any activity of The Villages of Indiana, Inc.	$ 152,055	$ 152,055

Net Assets Released From Restrictions

Net assets were released from donor restrictions by incurring expenses satisfying the restricted purposes, or by occurrence of other events specified by donors.

	2011	2010
Purpose restrictions accomplished (The Foundation)		
Guaranteed care/independent living	$ 37,325	$ 839
Child and family services	5,000	-
Training	6,000	-
Program and operational grants	80,561	87,873
Scholarships	4,695	2,521
Regional expenses	42,047	3,497
Child care	117,206	65,000
Indianapolis office renovations	63,687	738,787
Total purpose restriction accomplished	356,521	898,517
Time restriction met (The Villages)	114,252	117,144
Total net assets released from restrictions	$ 470,773	$ 1,015,661

Note 10: Employee Benefits

The Organization has a defined-contribution retirement plan covering substantially all employees following one year of employment. The Organization contributes 5% of each employee's total compensation. Retirement expense was $356,882 and $396,790 for 2011 and 2010, respectively.

Note 11: Significant Estimates and Concentrations

Accounting principles generally accepted in the United States of America require disclosure of certain significant estimates and current vulnerabilities due to certain concentrations. Those matters include the following:

Contributions

Approximately 72% of all contributions were received from four organizations in 2011. Approximately 47% of all contributions were received from one organization in 2010.

Revenues From Child Placements in Certain Counties

Child placements in three counties accounted for approximately 21% and 24%, respectively, of the Organization's revenue for the years ended December 31, 2011 and 2010. Accounts receivable due from the State of Indiana for these counties represented approximately 43% of total accounts receivable at December 31, 2011 and 2010.

Reserves for Self-Insurance - Employee Health Care

Under its self-insurance plan, the Organization accrues the estimated expense of health care costs based on claims filed subsequent to year-end and an additional amount for incurred but not yet reported claims based on prior experience. An accrual for such costs of $215,400 and $217,924 is included in the accompanying 2011 and 2010 consolidated financial statements, respectively. Claim payments based on actual claims ultimately filed could differ materially from these estimates. The Organization has purchased insurance which limits its exposure for individual claims to $60,000.

General Litigation

The Organization is periodically subject to claims and lawsuits which arise primarily in the ordinary course of conducting operations. It is the opinion of management that the disposition or ultimate resolution of such claims and lawsuits will not have a material adverse effect on the financial position of the Organization.

Current Economic Conditions

The current protracted economic decline continues to present not-for-profit organizations with difficult circumstances and challenges, which in some cases have resulted in large and unanticipated declines in the fair value of investments and other assets, declines in contributions, contractual services rates and the volume of business, constraints on liquidity and difficulty obtaining financing. The consolidated financial statements have been prepared using values and information currently available to the Organization.

Current economic conditions have made it difficult for many donors to continue to contribute to not-for-profit organizations. A significant decline in contribution revenue, governmental grants or fee for services income could have an adverse impact on the Organization's future operating results. A significant decrease in contracted rates or volume of children served could also significantly impact the Organization's future operating results.

The Organization currently has several distinct revenue streams which was a strategic decision made to further diversify and help protect against economic and other conditions.

Note 12: Disclosures About Fair Value of Assets

ASC Topic 820, *Fair Value Measurements*, defines fair value as the price that would be received to sell an asset or paid to transfer a liability in an orderly transaction between market participants at the measurement date. Topic 820 also establishes a fair value hierarchy which requires an entity to maximize the use of observable inputs and minimize the use of unobservable inputs when measuring fair value. The standard describes three levels of inputs that may be used to measure fair value:

Level 1 Quoted prices in active markets for identical assets or liabilities

Level 2 Observable inputs other than Level 1 prices, such as quoted prices for similar assets or liabilities; quoted prices in active markets that are not active; or other inputs that are observable or can be corroborated by observable market data for substantially the full term of the assets or liabilities

Level 3 Unobservable inputs that are supported by little or no market activity and that are significant to the fair value of the assets or liabilities

Following is a description of the valuation methodologies and inputs used for instruments measured at fair value on a recurring basis and recognized in the accompanying consolidated statements of financial position, as well as the general classification of such instruments pursuant to the valuation hierarchy.

Investments

Where quoted market prices are available in an active market, securities are classified within Level 1 of the valuation hierarchy. Level 1 securities include money market mutual funds, corporate bonds and exchange traded funds (ETF) for the Organization. If quoted market prices are not available, then fair values are estimated by using pricing models, quoted prices of securities with similar characteristics or discounted cash flows. The Organization does not have any Level 2 securities. In certain cases where Level 1 or Level 2 inputs are not available, securities are classified within Level 3 of the hierarchy. The Organization does not have any Level 3 securities.

The following tables present the fair value measurements of assets recognized in the accompanying consolidated statements of financial position measured at fair value on a recurring basis and the level within the fair value hierarchy in which the fair value measurements fall at December 31, 2011 and 2010:

		2011 Fair Value Measurements Using		
	Fair Value	Quoted Prices in Active Markets for Identical Assets (Level 1)	Significant Other Observable Inputs (Level 2)	Significant Unobservable Inputs (Level 3)
Money market mutual funds	$ 449,612	$ 449,612	$ -	$ -
Investments				
Corporate bonds	13,500	13,500	-	-
Exchange traded funds	199,358	199,358	-	-

		2010 Fair Value Measurements Using		
	Fair Value	Quoted Prices in Active Markets for Identical Assets (Level 1)	Significant Other Observable Inputs (Level 2)	Significant Unobservable Inputs (Level 3)
Money market mutual funds	$ 447,133	$ 447,133	$ -	$ -
Investments				
Corporate bonds	13,500	13,500	-	-
Exchange traded funds	192,864	192,864	-	-

(7)

Jack Hopkins Social Services Funding Application

Funding Sheet

Lead Agency:

Name: Community Kitchen of Monroe County, Inc.

Is the Lead Agency a 501(c)(3)? ☒ Yes ☐ No | Is this a collaborative project? ☐ Yes ☒ No

Number of Agency Employees: Full-time 5 Part-time 8 Volunteers 78-108/wk

Address where Project will be facilitated or housed:
1515 S Rogers St, Bloomington IN 47403

Name of Project Administrator: Vicki Pierce

Address: PO Box 3286 Bloomington IN 47402-3286

Telephone & E-mail: 812-332-0999 director@monroecommunitykitchen.com

Name of other participating agencies, if different from Lead Agency:

Proposed Project:

Title of Project: Equipment Purchase

Total Cost of Project: $7,555

Requested JHSSF Amount: $7,555

Other Funds Expected for Project:

Amount	Source	Confirmed or Pending

Number of Clients Served by this Project in 2012: 1,750

Number of City Residents Served by this Project in 2012: 1,558

Is this a request for operational costs? ☐ Yes ☒ No

If "yes," is the request for a pilot project or for bridge funding? ☐ Pilot ☐ Bridge

Example:
Tables: 5 tables @ $12.00 each
Chairs: 20 chairs @ $8.00 each

Funding Information:

Please note: Due to limited funds, the Committee often recommends partial funding for a program. In the interest of helping the Committee best decide how to distribute funds, please provide an itemized list of program elements, ranked by priority and their costs.

ITEM	COST
Cres Cor insulated hot cabinet (H-137-UA-12D)	$3,700
Purchase & Installation of Security camera system	$2,090
Edlund 270 two speed electric can opener	$1,300
(2) #505 ThermoSafe nylon clad cold carriers	$465

Claim Submission Date: *(check one)*

☑ July 2012 – September 2012 ☐ October 2012 – December 2012

☐ Other

Jack Hopkins Social Services Funding Application

Agency Contact Sheet

Lead Agency:

Name:	Community Kitchen of Monroe County, Inc.
Address:	PO Box 3286 (1515 S Rogers St)
	Bloomington IN 47402-3286
Phone & E-Mail:	812-332-0999 director@monroecommunitykitchen.com
Website:	www.monroecommunitykitchen.com
President of Board of Directors:	Kyla Cox

Director Information

Director of Lead Agency:	Vicki Pierce
Director's Address:	PO Box 3286 Bloomington IN 47402-3286
Phone & E-Mail:	812-332-0999 director@monroecommunitykitchen.com

Presenter Information

Name of Person to Present Application to the Committee	Vicki Pierce
Address	PO Box 3286 Bloomington IN 47402-3286
Phone & E-mail	812-332-0999 director@monroecommunitykitchen.com

Grant Writer Information

Name of Grant Writer:	Vicki Pierce
Address:	PO Box 3286 Bloomington IN 47402-3286
Phone & E-Mail:	812-332-0999 director@monroecommunitykitchen.com

Please also include:

- The Agency's Mission Statement in Two-Page Application Narrative
- A Simple Program Budget for use of requested funds (please check your math)
- A year-end financial statement that includes fund balances and total revenue & expenditures

Community Kitchen (CK/the Kitchen) respectfully requests a one-time grant of $7,555 to purchase a commercial warmer, security equipment, a commercial can opener and two cold carriers.

The mission of Community Kitchen is "to work alone and in collaboration with others, to eliminate hunger in Monroe County and surrounding areas, through direct service, education and advocacy." Community Kitchen has provided warm, nutritious meals to anyone in need since 1983. In 2011 the Kitchen served a record 224,239 meals and snacks to such individuals. Of our patrons, 60% were children under the age of eighteen; another 15% were seniors. Hot meals are served on site at 1515 S. Rogers Street and for carryout at 1100 W. 11th Street (CK Express) from 4-6pm each Monday through Saturday. Meals are also provided to at-risk children through the Summer Breakfast Program and the Feed Our Future program for youth serving agencies. Feed Our Future provides approximately 2,000 meal and snacks to children at all three Boys & Girls Clubs, the childcare program at Middle Way's The Rise, Girls Inc., and Rhino's Youth Center. Additionally, backpacks of food are provided to selected children at Fairview, Summit, Arlington, Grandview, Clear Creek and Edgewood Elementary School each weekend of the school year through our Backpack Buddies Program. Finally, two nutritious meals are provided to area HIV+ patients through a partnership of free home delivery with IU Health Bloomington Hospital's Positive Link.

Addressing a previously identified priority: The 2003 Service Community Assessment of Needs (SCAN) identified hunger as a significant issue in our community. SCAN results indicate that many low-income families report a problem paying for food (39% of families with household income less than $25,000; and 43% of families with household income less than $15,000) and report having sought emergency supplemental food assistance in the previous twelve months (23% of families with less than $25,000 household income and 34% of families with less than $15,000 household income). The 224,239 meals served by the Kitchen in 2011 represent a 6% increase over the previous year and a new record number of meals served. This 6% increase was welcomed after two years of double digit increases (21 & 14%). 75% of the patrons served by Community Kitchen in 2011 were children and seniors, both populations identified vulnerable by the 2003 SCAN report. The Kitchen's hunger relief programs have also met funding priorities as determined by United Way of Monroe County and the City of Bloomington Community Development Block Grant process.

Community Kitchen addresses Strategy #5 (Public Services Assistance) of the Consolidated Plan 2010-2014 for the City of Bloomington. Strategy #5 states "Provide funding to non-profit organizations that serve low income individuals/families with their basic emergency needs: food, shelter and health care." (p. 19). By providing emergency food assistance to anyone in need from two locations within the city, Community Kitchen addresses this strategy.

According to the Bloomington Housing Authority survey, Community Kitchen was among the top four most highly utilized agencies among the general public services category (Consolidated Plan, p. 50). Not only is Community Kitchen a vital agency functioning in accordance with the City's Consolidated Plan, CK also fits into the City of Bloomington's Anti-Poverty Strategy. According to page 55 of the Consolidated Plan, a significant part of the Strategy is to "provide access to information and emergency assistance to the most vulnerable elements of the community." Community Kitchen directly addresses that by providing information and referral services on site three days/week. The Kitchen's emergency free meals service directly addresses the emergency assistance part of the Strategy by providing access to warm nutritious meals.

One-time investment: The Kitchen is requesting funding for a one-time investment to purchase a commercial warmer, security equipment, a commercial can opener and two cold carriers. The following requests are explained in priority order:

1. **Purchase a Cres Cor commercial warmer - $3,700**
   Our main facility at 1515 S Rogers St does not have a commercial warming oven. It has a proofer. Since we do not bake large quantities of bread, we have never used it as a proofer. We have used it as a warmer. Since it is not designed to be a warmer, it is not well insulated. The outside of the box gets really hot to the touch. We also have to really mediate the amount of time food is in the warmer because it doesn't have quite the capacity it needs to keep some foods at the right temperature for longer periods of time. Purchasing a new commercial warmer to replace the proofer would improve the efficiency of operations

and the quality of the food. We would be able to better hold foods at the right temperature without over cooking or drying them out.

2. **Purchase & install security equipment - $3,000**

   We would like to install some security cameras on the back of the building at 1515 S Rogers St. Our new location is fabulous but the back of the building is totally obstructed from street view. In order to discourage any loitering or vandalism to the building, walk-in cooler or vehicles, we would like to have security cameras placed along the north side drive and back (east) of the building. This would also help us monitor any recurring problematic behavior for the neighbors that might be a result of our patrons' actions.

3. **Purchase an Edlund commercial can opener - $1,300**

   We have two very old Edlund commercial can openers. While we have worked to provide regular cleaning and maintenance on these, the models we have are built to open only #10 (large) size cans. Because we use a lot of donated and commodity food, we more often open small size cans. Opening the smaller cans on our current can openers is tricky. There are "tricks" to making it happen and over time those tricks have caused the handle, knife and gear parts to wear out faster. We would like to purchase a new type of Edlund can opener which is designed to open a variety of can sizes. This would improve our efficiency and make it possible for even new volunteers to be able to open cans.

4. **Purchase two ThermoSafe cold carriers - $465**

   As we transport cold carryout meals to Express and need to keep milk and other meal components cool for the Summer Breakfast Program delivery, we use these polyfoam coolers very heavily. We most recently purchased some several years ago. The outside nylon covers are torn and the handles broken off. We need to replace them.

Fiscal leveraging and contribution to program: With the continual need for our services and the importance of access to basic food resources for all, CK has worked to minimize operating costs and provide our services in the most efficient manner possible. By purchasing equipment and services from local company, Gooldy & Sons Inc., we are making the best use of our resources and leveraging local support for this project. The items and services we receive from Gooldy's are always near cost and drastically below retail cost.

The purchase of security equipment helps us maintain not only our grounds and equipment, but helps us preserve a healthy relationship with our neighbors. These good relationships help us build a positive community presence and reputation and therefore, a larger base of support.

Provide broad and long-lasting community benefits: Our move to 1515 S Rogers St has improved operations, efficiency and the cost effectiveness of what we do. The items requested represent a long term investment in our future and preserves the ability of Community Kitchen to be able to help the community. Access to food and nutrition are commonly accepted necessities for healthy individuals and families. Proper nutrition helps ensure success in school and work, and better physical and mental health. As the need for Kitchen services continues to grow and we continue to reach out to more and more children, the benefits to the community are long lasting and take the form of more healthy children, better learners, lower drop out rates, lower incarceration rates and more productive citizens.

The items requested for Common Council Social Services funding would provide a long-term investment in equipment and security at CK and will have a lasting impact on our operations and ability to meet community needs. Community Kitchen appreciates the Committee and the Council's past support and consideration of its request for 2012 Social Service funding. Thank you.

Attachments:

- ✓ Simple Program Budget
- ✓ 2011 Profit & Loss Statement
- ✓ Estimate for commercial warmer & Edlund Can opener (Gooldy & Sons) - $5,000
- ✓ Estimate for material, installation, connection and testing of security camera system and DVR recording unit (PhedComm, Inc.) - $2,090
- ✓ Estimate for ThermoSafe cold carriers (Gooldy & Sons, Inc.) - $465

Community Kitchen
Equipment Purchase Budget 2012

Equipment Purchase	Cost	Quantity	Total
Cres Cor warmer	$3,700	1	$3,700
Purchase & install security cameras	$2,090	1	$2,090
Edlund commercial can opener	$1,300	1	$1,300
ThermoSafe cold carriers	$232.50	2	$465
Total Cost			**$7,555**

Proposal

GOOLDY & SONS, INC.
926 West 17th Street
BLOOMINGTON, INDIANA 47404
(812) 332-1682
FAX (812) 332-2610

1113

PROPOSAL SUBMITTED TO	PHONE	DATE
Community Lutheran	332-0899	3-16-2012
STREET	JOB NAME	
	Attn: Vikil	
CITY, STATE and ZIP CODE	JOB LOCATION	
	Fax # 332-1937	
ARCHITECT / DATE OF PLANS		JOB PHONE

We hereby submit specifications and estimates for:

1 - # 270 Edlund etchmaster
green (115 volt) (#27000) = 1,300.00
(includes shipping)

1 - # M132VA122 Cmer-Cor insulated
hot cabinet with vinyl angle & dutch door
(120 volt) = 3,600.00

1 - Estimated Freight / Shipping charges = 100.00

(Tax exempt)

We Propose hereby to furnish material and labor — complete in accordance with above specifications, for the sum of:

dollars ($).

Payment to be made as follows: Net 30 days

All material is guaranteed to be as specified. All work to be completed in a workmanlike manner according to standard practices. Any alteration or deviation from above specifications involving extra costs will be executed only upon written orders, and will become an extra charge over and above the estimate. All agreements contingent upon strikes, accidents or delays beyond our control. Owner to carry fire, tornado and other necessary insurance. Our workers are fully covered by Workman's Compensation Insurance.

Authorized Signature [signature]

Note: This proposal may be withdrawn by us if not accepted within 30 days.

Acceptance of Proposal — The above prices, specifications and conditions are satisfactory and are hereby accepted. You are authorized to do the work as specified. Payment will be made as outlined above.

Signature

Date of Acceptance:

Signature

NEBS To Reorder:

CRES COR

JOB: _____

ITEM NO: _____

INSULATED HOT CABINET MODEL H-137-UA-12D

FEATURES AND BENEFITS:

- Fully insulated hot cabinet keeps prepared foods at serving temperatures.
- Powerful, yet efficient, 1500 Watt heating system maintains the right temperature to properly hold products. Heats up to 200°F. (93°C.).
- Internal frame in body and doors maintains structural rigidity.
- Body constructed of non-corrosive, Hi-Tensile aluminum for strength and ease of mobility. One piece extended base protects cabinet body.
- Smooth interior coved corners prevent food particle/grease buildup.
- Safety-conscious anti-microbial handles protect against spreading germs.
- Self-closing insulated Dutch doors prevent temperature loss; magnetic door gaskets for proper seal. Field reversible for flexibility.
- Standard with right hand hinging; left hand hinging available upon request.
- Full length anti-microbial extruded door handles for "easy open"; positive catch secures door during transport.
- Recessed push/pull handles on both sides prevents damage to walls; allows easy maneuvering.
- Twelve sets of chrome plated wire universal angles accommodate a large variety of pan sizes on adjustable 1-1/2" centers.
- Heavy duty 5" swivel casters, two with brakes. Provides mobility when fully loaded.



H-137-UA-12D

Standard solid state electronic control with large, clear, easy-to-read and operate LED digital display to ensure holding at precise food temperature

ACCESSORIES and OPTIONS (Available at extra cost):

- ☐ Food Temperature Probe
- ☐ Tempered Glass Door Windows
- ☐ Extra Universal Angles
- ☐ Change from standard chrome plated wire angles to angles designed for transporting
- ☐ Magnetic Door Latch
- ☐ Corner Bumpers
- ☐ Perimeter Bumper
- ☐ Floor Lock (for use with 5" casters)
- ☐ Various Caster Options
- ☐ Removable Cord Set
- ☐ HAACP Documentation (built-in USB port)
- ☐ 208 or 240 Volt Service
- ☐ Upgrade to 2000 Watt Power Unit

See page B-20 for accessory details.

CRES COR
5925 Heisley Road • Mentor, OH 44060-1833
Phone: 877/CRESCOR • Fax: 440/350-7267
www.crescor.com

Gold indicates our Best Insulated Hot Cabinets with the best warranty in the industry.
3-Year Parts / 1-Year Labor.

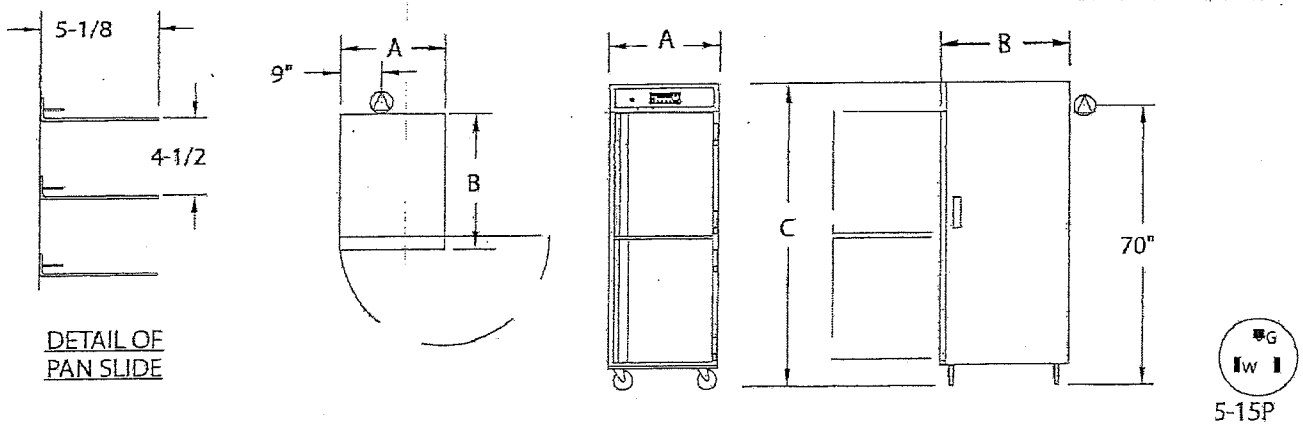

CRES COR MODEL NO.	PAN			DIM "A"	DIM "B"	DIM "C"	INSIDE DIMENSIONS				WEIGHT ACT.
	CAP/ANGLES	SIZE		WIDTH	DEPTH	HEIGHT	WIDTH	DEPTH	HEIGHT		
H-137-UA-12D	12 SETS	SEE NOTE BELOW	IN	28-3/4	32-3/4	73	22	26-7/8	58	LBS	255
			MM	730	835	1855	560	685	1475	KG	116

NOTES: 1. Pan sizes 22" x 20" (560 x 510) Roast & Bake Pans, 10" x 20" (255 x 510) Roast & Bake Pans, 18" x 26" (460 x 660) Bun Pans, 14" x 18" (355 x 460) Service Trays, 12" x 20" (305 x 510) Steam Table Pans. Refer to Pan Size Chart at end of section.
2. When ordering bumpers, add 2" to overall dimensions.

ALL CONSTRUCTION IS RIVETED, WELDED AND FINISHED.

Gold indicates our Best insulated Hot Cabinets with the best warranty in the industry.
3-Year Parts / 1-Year Labor.

CABINET:
- Body: .063 aluminum.
- Reinforcement: Internal framework of 18 ga. stainless steel.
- Insulation: Fiberglass, thermal conductivity (K factor) is .23 at 75°F. 1-1/2" in doors, top, base; 2" in sidewalls.
- Air tunnels: .063 aluminum; lift-out type, mounted on sides.
- Push/pull handles (2): 5" vertical; recessed.
- Interior coved corners.

BASE:
- One piece construction, .125 aluminum.
- Casters: 5" dia., swivel, modulus tires, 1-1/4 wide, load cap. 250 lbs. each, temp. range -45°/+180°F. Delrin bearings. Front casters equipped with brakes.

DUTCH DOORS:
- Field reversible.
- Inner and outer: .063 aluminum.
- Latches: Positive transport type with lock hasp.
- Extruded handles.
- Hinges: Self closing, stays open past 90°.
- Gaskets: Perimeter type, magnetic santoprene.
- Pan stop: Embossed.

PAN SLIDES:
- Wire angles (.306 dia.), nickel chrome plated steel, mounted on lift-off posts.
- Spaced on 4-1/2" centers; adjustable on 1-1/2" centers.

Scan QR code to view Spec Sheet, Operating Manual, Wiring Diagram or to call Customer Service.

If you need a QR reader visit your App Store on your Smartphone or Tablet.

HOT UNIT COMPONENTS:
- Thermostat: Solid state digital display control, room ambient to 200°F (93°C).
- Switch: ON-OFF push button type.
- Power cord: Permanent, 10 ft., 14/3 ga.
- Heater: 1470 Watts.
- Blower motor.
- Vent fan.
- Thermometer: Digital.

POWER REQUIREMENTS:
- 1500 Watts, 120 Volts, 60 Hz., single phase, 12 Amps., 15 Amp. service.

SHORT FORM SPECIFICATIONS

Cres Cor Insulated Hot Cabinet Model H-137-UA-12D. Solid state electronic controlled times and temperatures. Inner, outer and top liners of .063 aluminum; stainless steel internal frame. (12) sets wire universal angles for multiple pan sizes, adjustable spacing every 1-1/2". Field reversible Dutch doors, made from .063 aluminum. Fiberglass insulation in sides 2"; doors, top, base 1-1/2". Interior coved corners. Hose out cleaning capability. 1500 Watt, 120 Volt power unit. One piece base, .125 aluminum. 5" swivel modulus casters, Delrin bearings. Load capacity 250 lbs. each. 3-Year Parts / 1-Year Labor warranty. Provide the following accessories: ____ ____ ____.

CRES COR
5925 Heisley Road • Mentor, OH 44060-1833
Phone: 877/CRESCOR • Fax: 440/350-7267
www.crescor.com

© Crescent Metal Products, Inc. 2011 All rights reserved.

In line with its policy to continually improve its products, CRES COR reserves the right to change materials and specifications without notice.

Litho in U.S.A.



Electric Can Openers

Two Speed Electric Can Openers

270 Two Speed Electric Can Opener Back to Product Line

Product Code: 27200

NSF Certified Electric Can Opener 230 Volt (for U.S. specifications only)

Model No.:	270
Case Cube FP/M³:	1/.03
Master Case:	1
Case Weight lbs/kgs:	19/8.6

view larger image

Quantity: 1

Call a Free Guide

PHEDCOMM INC.

Voice, Data & Fiber Optic Cabling

2802 Washington Avenue
Bedford, IN 47421

Phone: (800) 639-2728
Fax: (812) 277-9063
E-mail: phed@phedcomm.com

PROPOSAL TO:
Vickie Pierce

LOCATION:
Community Kitchen
917 S Rogers St.
Bloomington,IN

ITEM #	DESCRIPTION	QTY	UNIT PRICE	EXT. PRICE
	Material/Labor			
1	Material and labor to install, connect and test a camera system with four outdoor cameras and one DVR recording unit			$2,090.00
	Note: System comes with one spare camera. DVR can support up to eight cameras			

Total **$2,090.00**

REFERENC GP12031501

THIS PROPOSAL GOOD FOR 30 DAYS

Make Purchase Orders to PHEDCOMM Inc.

Proposal

GOOLDY & SONS, INC.
926 West 17th Street
BLOOMINGTON, INDIANA 47404
(812) 332-1682
FAX (812) 332-2610

1113

PROPOSAL SUBMITTED TO	PHONE	DATE
Country Hotel	332-0999	3-19-2012
STREET	JOB NAME	
	Att N. Vidal	
CITY, STATE and ZIP CODE	JOB LOCATION	
	Fax # 332-1937	
ARCHITECT / DATE OF PLANS		JOB PHONE

We hereby submit specifications and estimates for:

(2) - # 505 Thermostate cylinder
clad ceramics (Red & Blue) = 225.00 ea

(1) - Estimated twin pt / thermo layer = 15.00 - 25.00

Tax exempt
Estimated Total 465.00
475.00

(Lead time = 2-3 days)

We Propose hereby to furnish material and labor — complete in accordance with above specifications, for the sum of:

dollars ($).

Payment to be made as follows: Net 30 days

All material is guaranteed to be as specified. All work to be completed in a workmanlike manner according to standard practices. Any alteration or deviation from above specifications involving extra costs will be executed only upon written orders, and will become an extra charge over and above the estimate. All agreements contingent upon strikes, accidents or delays beyond our control. Owner to carry fire, tornado and other necessary insurance. Our workers are fully covered by Workman's Compensation Insurance.

Authorized Signature [signature]

Note: This proposal may be withdrawn by us if not accepted within 30 days.

Acceptance of Proposal — The above prices, specifications and conditions are satisfactory and are hereby accepted. You are authorized to do the work as specified. Payment will be made as outlined above.

Signature

Date of Acceptance:

Signature

NEBS To Reorder:



ThermoSafe®
NylonCarrier

Model #505 RED

ThermoSafe's rugged lightweight totes ideal for transport of frozen or refrigerated food and medical products. Washable, weather-resistant nylon shell with thickwalled EPS foam insulation. Adjustable nylon carrying straps; for hand or shoulder carrying. Available models have capacities from 0.17 to 1.6 cu.ft.

Nylon clad carrier - Red. Empty weight is 12.0 lbs.

View All Products in this category.

ID (in inches) LxWxH	OD (in inches) LxWxH	Wall (in.)	Case Qty.	Order
23 1/8 x 14 1/8 x 23	27 7/8 x 19 x 28	2 1/2	1	

Support Files:

MSDS Regular Grade Molded EPS 100407.pdf (145.19KB)



Need help? Learn how to:

Find the Right Sized Container
Selecting the Right Refrigerant
Choosing the Right Insulating Materials
Recycle our Products

We Also Recommend:

Single use
Reusable
Temperature Indicators
Gel Packs
Hard Packs
Foam Bricks
Mats and Singles

Like 0

Model

Find Products

by Industry
Dry Ice (41)
Food (328)
Protective (9)
Science (456)
Transport Assurance (281)

by Product Category
Data Loggers/Temperature Indicators (34)
Diagnostic, Infectious, Lab and Medical (116)
Durable Transport (75)
Insulated Shippers (387)
Refrigerants (47)
Transport Assurance (65)

by Product Sub-category
< 5 cu ft (40)
Accessories (11)
Bottle Shippers (13)
Can Shipper (2)
Cents Qualified Shippers (4)
Chest Style (2)
Chest Style InsulStor (9)
Corner Pads/Edge Protectors (23)
Diagnostic (16)
Dry Ice Machines (2)
DSS - Dedicated Seasonal Shippers (16)
EPS Foam Only (130)
EPS Foam w/Corrugate (123)
Foam Bricks (9)
Foam Ring (9)
Gel Packs (33)
Hazard and Handling Labels (29)
Infectious (4)
Insulated Shippers - PUR (26)
Insulated Shippers - VIP (11)
Lab Mailers (68)
Lab Ware (4)
Mats and Singles (2)
Medical Transporters (3)
Nylon Carriers (28)
Pallet Shippers (14)
Pre-Qualified Shippers (14)
Reuseable (9)
Single use (6)
Specialty (12)
Temperature Indicators (8)
Transporters (17)
Upright Style (2)
Upright Style InsulStor (5)
Wine/Beer Shippers (27)

by Size
Inner Dimensions
Length --
Width --
Height --
Outer Dimensions
Length --
Width --
Height --
Wall Thickness
--

Community Kl[illegible] Monroe County, Inc.
Profit & Loss by Class
January through December 2011

	Building Fund		General		TOTAL	
	Jan - Dec 11	Jan - Dec 10	Jan - Dec 11	Jan - Dec 10	Jan - Dec 11	Jan - Dec 10
Income						
INCOME						
Capital Contrib	356.08	126,633.71	0.00	0.00	356.08	126,633.71
Business/Professional	81,559.48	28.80	9,189.87	16,230.84	90,749.35	16,259.64
Church	116,348.66	0.00	8,647.17	13,355.52	124,995.85	13,355.52
Civic	5,868.48	0.00	1,690.80	3,819.00	7,560.36	3,819.00
Collection Cans	0.00	0.00	4,667.00	3,671.62	4,667.00	3,671.62
Individual Contributions	138,402.74	5,935.96	155,416.86	148,495.32	293,819.60	154,431.28
Interest	87.38	237.24	842.59	291.29	929.97	528.53
Special Events Income						
Chef's Challenge	0.00	0.00	16,721.00	13,592.75	16,721.00	13,592.75
Taste of Bloomington	0.00	0.00	9,000.00	8,500.00	9,000.00	8,500.00
Homeward Bound	0.00	0.00	4,774.86	1,679.13	4,774.86	1,679.13
Palette to Palate	0.00	0.00	43,516.86	26,366.69	43,516.86	26,366.69
Special Events Income - Other	0.00	0.00	1,773.28	563.07	1,773.28	563.07
Total Special Events Income	0.00	0.00	75,686.01	50,701.64	75,686.01	50,701.64
Total INCOME	341,624.84	132,835.71	257,360.40	236,565.43	598,985.24	369,401.14
Grant Income						
CDBG Grant	254,631.73	0.00	15,869.26	22,473.72	270,400.99	22,473.72
EFSP Grant	0.00	0.00	3,800.00	8,500.00	3,800.00	8,500.00
Local Govt./Townships	36,140.27	0.00	13,800.00	11,361.00	49,940.27	11,361.00
SFSP	0.00	0.00	37,593.46	38,753.36	37,593.46	38,753.36
CACFP	0.00	0.00	65,693.82	45,661.17	65,693.82	45,661.17
United Way Grant	0.00	0.00	47,312.08	51,925.45	47,312.08	51,925.45
Misc. Grants/Other	5,011.00	0.00	10,952.00	5,445.00	15,963.00	5,445.00
Total Grant Income	295,583.00	0.00	195,120.62	182,009.70	490,803.62	182,009.70
GK Express Pantry-Blmtn Twp.	0.00	0.00	2,500.00	1,732.74	2,500.00	1,732.74
In-Kind Income						
Food Donations						
Food Bank In-Kind	0.00	0.00	40,955.46	48,791.99	40,955.46	48,791.99
Food Donations - Other	0.00	0.00	62,812.72	52,821.48	62,812.72	52,821.48
Total Food Donations	0.00	0.00	103,768.18	101,613.47	103,768.18	101,613.47
Labor	0.00	0.00	79,209.90	73,220.53	79,209.90	73,220.53
Non-Food Donations	0.00	0.00	22,690.48	31,026.59	22,690.48	31,026.59
Rent & Utilities	0.00	0.00	19,339.50	27,903.00	19,339.50	27,903.00
In-Kind Income - Other	0.00	245.00	0.00	0.00	0.00	245.00
Total In-Kind Income	0.00	245.00	225,008.06	233,765.59	225,008.06	234,010.59
Total Income	837,307.84	133,080.71	679,989.08	654,073.46	1,317,296.92	787,154.17
Expense	0.00	-170.50	0.00	0.00	0.00	-170.50
Prop Taxes						
EXPENSES						
Mort Interest	8,718.42	16,111.91	0.00	0.00	8,718.42	16,111.91
Bank Service Fees	200.30	0.00	314.06	0.00	514.36	0.00
New Building Costs	1,001,726.58	42,774.60	2,252.95	0.00	1,003,979.53	42,774.60
GK Express Pantry-Blmtn. Twp.	0.00	0.00	2,284.80	1,301.72	2,284.80	1,301.72
Automobile Expense						
Gas Expense	0.00	0.00	3,020.38	2,461.50	3,020.38	2,461.50
Registration & Plates	0.00	0.00	0.00	139.10	0.00	139.10
Van Repairs	0.00	0.00	457.43	934.85	457.43	934.85
Vehicle Insurance	0.00	0.00	1,748.88	1,748.88	1,748.88	1,748.88
Total Automobile Expense	0.00	0.00	5,226.69	5,284.33	5,226.69	5,284.33
Classified Advertising	200.00	0.00	0.00	0.00	200.00	0.00
Food & Beverage Expense						
Backpack Buddies	0.00	0.00	2,633.99	1,979.95	2,633.99	1,979.95
Summer Breakfast Program	0.00	0.00	0.00	8,607.32	0.00	8,607.32
CACFP	0.00	0.00	24,391.20	26,628.31	24,391.20	26,628.31
SFSP	0.00	0.00	18,821.48	3,868.56	18,821.48	3,868.56
Food & Beverage Expense - Other	0.00	0.00	11,069.03	11,939.90	11,069.03	11,939.90
Total Food & Beverage Expense	0.00	0.00	57,715.70	52,924.04	57,715.70	52,924.04

Community Kit Ionroe County, Inc.
Profit & Loss by Class
January through December 2011

	Building Fund		General		TOTAL	
	Jan - Dec 11	Jan - Dec 10	Jan - Dec 11	Jan - Dec 10	Jan - Dec 11	Jan - Dec 10
Fundraising	15,901.84	7,904.44	27,227.28	10,733.03	43,129.12	18,637.47
Gen. Repairs/Maint. Svcs.						
Building Repairs	0.00	162.16	91.51	304.18	91.51	466.34
Equipment Repairs	0.00	0.00	705.00	936.27	705.00	936.27
Trash	0.00	0.00	907.42	1,961.26	907.42	1,961.26
Gen. Repairs/Maint. Svcs. - Other	0.00	256.25	1,453.49	2,786.68	1,453.49	3,042.93
Total Gen. Repairs/Maint. Svcs.	0.00	418.41	3,157.42	5,988.39	3,157.42	6,406.80
Insurance						
Directors & Officers	0.00	0.00	1,181.00	1,181.00	1,181.00	1,181.00
Liability & Worker's Comp	0.00	0.00	12,862.00	4,989.00	12,862.00	4,989.00
Health Insurance	0.00	0.00	21,052.28	19,842.64	21,052.28	19,842.64
Life Insurance	0.00	0.00	1,212.00	1,227.40	1,212.00	1,227.40
Insurance - Other	2,286.00	0.00	1,152.00	0.00	3,440.00	0.00
Total Insurance	2,286.00	0.00	37,459.28	27,239.94	39,747.28	27,239.94
Kitchen						
Physical Plant Equipment	1,959.00	29.12	4,992.96	9,261.21	6,951.96	9,290.33
Physical Plant Supplies	0.00	0.00	21,345.70	21,202.44	21,345.70	21,202.44
Total Kitchen	1,959.00	29.12	26,338.66	30,463.65	28,297.66	30,492.77
Printing	904.18	1,015.45	3,059.95	3,788.57	3,964.13	4,804.02
Office Equipment						
Computer & Software	323.00	0.00	858.00	410.18	1,181.00	410.18
Office Equipment - Other	0.00	0.00	3,068.17	970.60	3,068.17	970.60
Total Office Equipment	323.00	0.00	3,926.17	1,380.78	4,249.17	1,380.78
Office Supplies	113.48	0.00	2,057.34	1,051.93	2,170.82	1,051.93
Organiz. Memberships/Filing Fee	7.14	0.00	630.00	670.14	637.14	670.14
Other/Contingency	9,826.00	0.00	998.21	345.44	9,826.21	345.44
Payroll Expenses	0.00	0.00	226,565.77	219,895.18	226,565.77	219,895.18
Payroll Taxes						
FICA-Company	0.00	0.00	13,333.33	13,115.86	13,333.33	13,115.86
Medicare-Company	0.00	0.00	3,118.27	3,067.42	3,118.27	3,067.42
SUTA	0.00	0.00	566.93	857.99	566.93	857.99
FUTA	0.00	0.00	0.00	-55.56	0.00	-55.56
Total Payroll Taxes	0.00	0.00	17,018.53	16,985.71	17,018.53	16,985.71
Postage	517.75	0.00	3,378.94	4,046.55	3,896.69	4,046.55
Professional Audit	0.00	0.00	5,000.00	5,300.00	5,000.00	5,300.00
Staff Training	0.00	0.00	25.00	160.00	25.00	160.00
Subscriptions	0.00	0.00	155.40	155.40	155.40	155.40
Telephone & Internet	0.00	0.00	3,101.03	2,823.02	3,101.03	2,823.02
Utilities	5,104.25	0.00	12,066.69	5,829.07	17,182.94	5,829.07
Volunteer Recognition	0.00	0.00	1,269.65	1,271.12	1,269.65	1,271.12
Total EXPENSES	1,048,791.94	68,253.93	441,271.54	397,627.02	1,488,063.48	465,880.95
In-Kind Expenses						
Food Donations						
Food Bank In-Kind	0.00	0.00	40,955.46	48,791.99	40,955.46	48,791.99
Food Donations - Other	0.00	0.00	62,812.72	52,821.48	62,812.72	52,821.48
Total Food Donations	0.00	0.00	103,768.18	101,613.47	103,768.18	101,613.47
Labor	0.00	0.00	79,209.90	73,220.53	79,209.90	73,220.53
Non-Food Donations	0.00	0.00	22,690.48	31,026.59	22,690.48	31,026.59
Rent & Utilities	0.00	0.00	19,339.50	27,903.00	19,339.50	27,903.00
Total In-Kind Expenses	0.00	0.00	225,008.06	233,765.59	225,008.06	233,765.59
Total Expense	1,048,791.94	68,083.43	666,279.60	631,392.61	1,713,071.54	699,476.04
Net Income	-408,484.10	64,997.28	13,709.48	22,680.86	-396,774.62	87,678.13

Jack Hopkins Social Services Funding Application

(8)

Funding Sheet

Lead Agency:

Name: District 10 Pro Bono Project, Inc.

Is the Lead Agency a 501(c)(3)? ■ Yes ☐ No | Is this a collaborative project? ☐ Yes ■ No

Number of Agency Employees: Full-time 1 Part-time 4 Volunteers 80-100

Address where Project will be facilitated or housed:
708 N. Walnut Street, Bloomington, IN 47404

Name of Project Administrator: Diane Walker

Address: P.O. Box 8382, Bloomington, IN 47407

Telephone & E-mail: (812)339-3610 dist10probono@gmail.com

Name of other participating agencies, if different from Lead Agency:

Proposed Project:

Title of Project: 2012 Bridge Funding

Total Cost of Project: $107,624

Requested JHSSF Amount: $14,155

Other Funds Expected for Project:

Amount	Source	Confirmed or Pending
$80,489	Indiana Bar Foundation, previous year carryover	Confirmed
$5,000	Monroe County Family Court grant	Confirmed
$7,980	Monroe County Bar Assn grant, plus donations	Pending

Number of Clients Served by this Project in 2012: 860 Monroe County residents

Number of City Residents Served by this Project in 2012: 501 (860 MC residents X .583, percentage of Bloomington residents of Monroe County)

Is this a request for operational costs? ■ Yes ☐ No

If "yes," is the request for a pilot project or for bridge funding? ☐ Pilot ■ Bridge

Example:
Tables: 5 tables @ $12.00 each
Chairs: 20 chairs @ $8.00 each

Funding Information:

Please note: Due to limited funds, the Committee often recommends partial funding for a program. In the interest of helping the Committee best decide how to distribute funds, please provide an itemized list of program elements, ranked by priority and their costs.

ITEM	COST
Malpractice insurance	2,707
Salary of attorney coordinator	6,198
Rent	5,250

Claim Submission Date: (check one)

☑ July 2012 – September 2012 ☐ October 2012 – December 2012

☐ Other

Jack Hopkins Social Services Funding Application

Agency Contact Sheet

Lead Agency:

Name: District 10 Pro Bono Project, Inc.

Address: P.O. Box 8382
Bloomington, IN 47407

Phone & E-Mail: (812)339-3610; dist10probono@gmail.com

Website: to be launched in May 2012

President of Board of Directors: Hon. MaryEllen Diekhoff

Director Information

Director of Lead Agency: Diane Walker

Director's Address: P.O. Box 8382, Bloomington, IN 47407

Phone & E-Mail: (812)606-4519; dist10probono@gmail.com

Presenter Information

Name of Person to Present Application to the Committee: Diane Walker

Address: P.O. Box 8382, Bloomington, IN 47407

Phone & E-mail: (812)606-4519; dist10probono@gmail.com

Grant Writer Information

Name of Grant Writer: Diane Walker

Address: same as above

Phone & E-Mail:

Please also include:

- The Agency's Mission Statement in Two-Page Application Narrative
- A Simple Program Budget for use of requested funds (please check your math)
- A year-end financial statement that includes fund balances and total revenue & expenditures

District 10 Pro Bono respectfully requests a one-time grant of $14,155 as bridge funding for the year 2012.

The mission of District 10 Pro Bono Project (D10) is to provide "legal services to indigent people who otherwise would not be able to obtain justice. We do so by recruiting and training attorneys from the private bar...We support lawyers in their natural role as problem solvers, to help lower income people create permanent solutions to issues involving shelter, income, safety, civil liberties, access to justice, and other necessities of life. "

D10 served more than 573 Monroe County* clients in three ways in 2011: a) for people at 125% of poverty level we provided either brief services in house or matched them with local pro bono attorneys for full legal representation. (189 MC residents). b) We ran various "help desks" in which members of the public were advised and helped with paperwork by a volunteer attorney, at the Monroe County Public Library, at our office at 708 N. Walnut Street, or at the Zietlow Justice Building. (374 MC residents) c) D10 provided malpractice insurance and volunteer attorneys to other agencies who ran legal aid projects, including Citizenship Day with Indiana Legal Services (3 MC residents), El Centro Comunal Latino's Legal Services Program (7 MC residents) and until May 2011, to Shalom Community Center's HELP clinic. (unknown number of clients helped.)

Addressing a previously identified priority: The 2003 Service Community Assessment of Needs (SCAN) identified legal services as a significant need in our community. The SCAN report focused on two areas of legal aid: safety from domestic violence, abuse or neglect; and ..."(staving) off the more dire consequences of poor financial decisions and dealing with credit demands...some may not understand their rights or the legal language on rental agreements on loan documents." D10 prioritizes safety. Any family law case we take for full representation or in house help must involve partner/spouse abuse, abuse or neglect to children, or parental abandonment of minor children. This constitutes about half of our in house/ full representation case load. Likewise, in 2011, 32 of the 189 Monroe County full representation clients were helped with bankruptcies, debt counseling or other measures alleviating poverty.

D10's full representation also secures what the SCAN survey identified as **other priority needs, not just on an emergency basis, but as a long-term matter.** Housing is an example. Thirteen clients were helped with home ownership or foreclosure defense, and thus saved their homes. Nine clients were landlord-tenant cases in which shelter was preserved or made safe for habitation. Twelve cases ensured access to public utilities, education and medical care. Four were adult guardianships in which a vulnerable adult received a guardian, who helped that adult receive social services. The remainder of cases were adoptions, employee rights, support cases and miscellaneous rights and services. Cases placed are prioritized to help clients provide their own long-term solutions to issues of poverty, safety, services, or family integrity.

The SCAN report was done in 2003, before D10 was started in this area. **D10 has been able to fill the following gaps identified in SCAN:**

*Reference is made to Monroe County residents instead of Bloomington residents because we keep statistics according to county. D10 was set up by the Indiana Supreme Court to cover four counties, Owen, Lawrence, Monroe and Greene although the vast majority of our services go to Monroe County residents because this is where the population and attorney volunteers are centered. Out of 735 people served, 573 were Monroe County residents. In 2012, the Supreme Court gave us an additional four counties, Clay, Morgan, Hendricks and Putnam.

Federal poverty eligibility guidelines often leave out families who need services. While the 189 MC residents who were helped with in house or full legal representation were at 125% of federal poverty guidelines, the remaining 384 were not financially screened. People who must walk into a courthouse or library for legal help are not likely to be able to pay for full price legal representation, but may have resources greater than 125% of poverty level.

Individuals with felony convictions are not eligible for Indiana Legal Services, Inc. Neither are illegal aliens. Both are accepted by D10.

There is a "need for providing alternative forms of justice ...many believed that mediation services could help deal with some court cases more effectively and efficiently. Some issues, especially family matters, could be settled outside of court, saving tax dollars and court time." D10 provides free civil and family law mediators. D10's help desks give people preventative legal care, avoiding costly court disputes.

Indiana Legal Services estimates that for every person served by them one or two are not. D10 has a much lower than average "justice gap," serving 84% of the 227 MC residents who applied for services, and helping everyone at its help desks, except for a small percentage who decided not to wait in line.

One-time investment. In the past, almost all of our funding has come from Interest on Lawyer Trust Accounts (IOLTA.) When clients pre-pay expenses such as filing fees, deposition or witness costs, or the like, the attorney keeps these monies in a separate trust account, interest on which is paid to, and administered by, the Indiana Bar Foundation. The IBF divides these monies among D10 and its 11 sister programs. In 2011, IOLTA generated less than $300,000 due to low interest rates, resulting in D10 receiving only $79,000 in funding for 2012, a 42% decrease from its 2011 funding.

Funding will recover next year, because effective July 1, 2012, $1 will be added to court filing fees to fund D10 and its sisters. This funding will be available January 2013. In the meantime, D10 needs to ensure we have malpractice insurance ($2,707); the services of its volunteer coordinator, Adrian Polit, ($6,198), plus rent, at the rate of $750 for 7 months, or ($5,250)=$14,155.

Matching funds or other fiscal mechanisms: In 2011, 85 attorneys provided free legal services for a total of 3,187.28 hours. Locally, attorney fees range from $175 to $350 an hour; at a conservative estimate of $200 per hour, D10 helped lawyers provide $637,456 in services to the poor and vulnerable in 2011. Many of these attorneys would not be able to volunteer if it were not for D10, which provides training, free research and law student support, but also malpractice insurance to attorneys. Our help desks and clinics partner us with the Monroe County Court Administration, the Monroe County Public Library, the Indiana State Bar Association, the Maurer School of Law, the Protective Order Project, Indiana Legal Services, Inc. and El Centro Comunal Latino.

Make a broad and long-lasting contribution to our community. D10 is the only legal aid in Bloomington offering bankruptcies, guardianships, and adoptions. In 2012, we added a clinic for debt counseling, and are partnering with Maurer School of Law's Protective Order Project at their weekly clinic at the Monroe County Clerk's Office. **We can expand services even in lean times because we recruit and train more attorney and law student volunteers every year as our goodwill and reputation spread among the legal community.** Each year D10 serves more people; in all counties in 2009, we served 336, in 2010, 482 people, and in 2011, 735 people. Volunteer attorney service is especially important when Indiana Legal Services is cutting staff and services; likewise, Shalom Community Center HELP closed at the end of 2011.

YEAR-END BUDGET REPORT for 2011 District 10 Pro Bono Project

Income Category	Final 2011 Income
A. INCOME	
1. IOLTA Grant Amount	**75,626**
2. Previous year IOLTA grant carryover	**36,385**
3. Monroe County Family Court Grant Monroe County Bar Association Grant Donations from attorneys and community	**4,911** **2,000** **11,125**
4. Total Income (sum of lines A1-A3)	**$128,047**
Expense Category	**2011 Actual Expenditures**
B. PERSONNEL EXPENDITURES	
1. Executive Director (Attorney)	**50,000**
2. Part-time office manager Part-time attorney volunteer coordinator	**23,400** **25,455**
3. a. FICA	**7,592**
b. Medicare	
c. Workers Comp	
d. Insurance (Health, Life)	
e. Retirement plans	
f. Other-**Please Explain**	
5. Total Personnel expenditures (B1-B3)	**$106,447**
C. NON-PERSONNEL EXPENSES	
1. Occupancy (include utilities)	**9,760**

2. Liability Insurance	**367**
3. Equipment Rental	**157**
4. Office Supplies	**1,332**
5. Telephone	**2081**
6. Travel	**530**
7. Training/Conferences	**0**
8. Library/Info. Technology	**1599**
9. Malpractice Insurance/D&O insurance	**2222**
10. Dues and Fees	**15**
11. Marketing & promotion	**296**
12. Attorney recognition	**519**
12. Equipment Acquisition	**0**
14. Professional Services	
15. Other-**Please Explain-Postage** **Bank fees and client expenses**	**537** **596**
16. Total Non-Personnel Expenditures (C1-C15)	**20,111**
D. TOTAL EXPENDITURES (sum of B4 & C16)	**126,558**
E. ENDING FUND BALANCE (A4 less D)	**1,489**

Bridge Funding Request:

Malpractice Insurance	$2,707
Salary of Attorney Coordinator (10 hours per week = $10,400 per year, plus $798 FICA, less $5,000 MC Family Court Grant)	$6, 198
Rent: $750 X 7 months	$5,250
Total requested	**$14,155**

Here is how the requested bridge funding would fit into D10's total budget for 2012.

Income Category	Final 2012 Income
A. INCOME	
1. IOLTA Grant Amount	**79,000**
2. Previous year carryover	**1,489**
3. Monroe County Family Court Grant Monroe County Bar Association Grant Donations from attorneys and community Jack Hopkins funds	**5,000** **2,000** **5,980** **14,155**
4. Total Income (sum of lines A1-A3)	**107,624**
Expense Category	**2012 Actual Expenditures**
B. PERSONNEL EXPENDITURES	
1. Executive Director (Attorney)	**50,000**
2. Part-time office manager Part-time attorney volunteer coordinator*	**23,400** **10,400***
3. a. FICA	**6,436**

b. Medicare	
c. Workers Comp	
d. Insurance (Health, Life)	
e. Retirement plans	
f. Other-**Please Explain**	
5. Total Personnel expenditures (B1-B3)	**$90,236**
C. NON-PERSONNEL EXPENSES	
1. Occupancy (include utilities)***	**8,250****
2. Liability Insurance Worker's Comp Insurance	**367** **385**
3. Equipment Rental	
4. Office Supplies	**1,400**
5. Telephone	**2,100**
6. Travel	**0**
7. Training/Conferences	**0**
8. Library/Info. Technology	**579**
9. Malpractice Insurance**	**2,707*****
10. Dues and Fees	**0**
11. Marketing & promotion	**0**
12. Attorney recognition	**500**
12. Equipment Acquisition	**300**
14. Professional Services	
15. Other-**Please Explain-Postage** **Bank fees and client expenses**	**600** **200**

16. Total Non-Personnel Expenditures (C1-C15)	**17,388**
D. TOTAL EXPENDITURES (sum of B4 & C16)	**107,624**
E. ENDING FUND BALANCE (A4 less D)	**0**

* We are asking for a portion of the salary and FICA of the attorney coordinator, $6,198. His total salary is $10,400 a year, plus $798 FICA. Five thousand dollars of his salary is paid for by the Monroe County Family Court grant.

** We are asking for help with the remaining seven months of rent, or $5,250 of the $8,250 total.

***We are asking for all of the malpractice insurance premiums of $2,707. See the attached quote.

National Association of Salaried Professionals Purchasing Group, Inc.
PREMIUM QUOTATIONS

DATE: April 4, 2012

CERTIFICATE NO. CEM 1906

DATE OF EXPIRATION: May 21, 2012 12:01 a.m.

ENDORSEMENT NO. 88211

ATTENTION:

Ms. Z. Leslie Davis
Ritman and Associates, Inc.
1154 Conner Street
Noblesville, IN 46060

RE: NASPPG LAWYERS PROFESSIONAL LIABILITY INSURANCE
INSURED: DISTRICT 10 PRO BONO PROJECT, INC.

Dear Ms. Davis:

Based upon the information provided in your insurance application, the following are premium quotations for various limit options. Please indicate the limits desired by checking off the appropriate sections, signing this form where requested, and returning this form with your PREMIUM PAYMENT. If you are purchasing new coverage(s), please be sure to complete the PRIOR ACTS COVERAGE section on Page 3. **If you require quotes for limits or deductibles other than those indicated, please contact us with your requests.**

PLEASE NOTE: COVERAGE A - LAWYERS PROFESSIONAL LIABILITY COVERAGE also includes the following coverages at these standard limits/deductibles:

A1. Professional Liability: (Limits at option chosen)
A2. Personal Injury Liability: ($100,000/$300,000) ($1,000 deductible each claim*)
A3. Disciplinary Proceedings Costs (costs of defense only) ($10,000 each claim - $500 deductible each claim*)
A4. Contempt Defense Coverage (costs of defense only) ($10,000 each claim - $100 deductible each claim*)

*If the no deductible option is chosen below, these become "no deductible"
**If the $5,000 deductible option is chosen for Coverage A1., then Coverage A2. will also have the $5,000 deductible.

Column A premiums are for a "costs inclusive" policy. This means that all costs of defense are deducted from the limits of liability first and the remainder, if any, is left to pay any judgments/settlements.

Column B premiums have an added "Supplemental Costs of Defense Coverage". You will receive an additional limit of 20% of the applicable limits which will apply solely to any costs of defense. (This does not apply to Coverage A3 or A4 above.)

COVERAGE A. LAWYERS PROFESSIONAL LIABILITY COVERAGE	PREMIUM A	PREMIUM B
1. $250,000/$500,000 limits		
a. No deductible	$ 2,298 [ ]	$ 2,413 [ ]
b. $500 deductible each claim	$ 2,189 [ ]	$ 2,298 [ ]
c. $1,000 deductible each claim	$ 1,990 [ ]	$ 2,090 [ ]
d. $5,000 deductible each claim	← $ 1,692 [ ]	$ 1,776 [ ] ← *
2. $1,000,000/$1,000,000 limits		
a. No deductible	$ 2,988 [ ]	$ 3,138 [ ]
b. $500 deductible each claim	$ 2,846 [ ]	$ 2,988 [ ]
c. $1,000 deductible each claim	$ 2,587 [ ]	$ 2,716 [ ]
d. $5,000 deductible each claim	$ 2,199 [ ]	$ 2,309 [ ]
3. $2,000,000/$2,000,000 limits		
a. No deductible	$ 4,333 [ ]	$ 4,550 [ ]
b. $500 deductible each claim	$ 4,127 [ ]	$ 4,333 [ ]
c. $1,000 deductible each claim	$ 3,751 [ ]	$ 3,939 [ ]
d. $5,000 deductible each claim	$ 3,188 [ ]	$ 3,348 [ ]
4. $3,000,000/$3,000,000 limits		
a. No deductible	$ 4,931 [ ]	
b. $500 deductible each claim	$ 4,696 [ ]	
c. $1,000 deductible each claim	$ 4,269 [ ]	
d. $5,000 deductible each claim	$ 3,629 [ ]	

INCREASED DISCIPLINARY PROCEEDINGS COSTS COVERAGE

Included in the basic Lawyers Professional Liability Insurance policy is Disciplinary Proceedings Costs coverage of $10,000 each claim. The following increased limits are available:

$25,000/$25,000

a. No deductible	$ 140	[ ]
b. $500 deductible each claim	$ 125	[ ]

COVERAGE B. MANAGEMENT ERRORS AND OMISSIONS COVERAGE

Please note: the limits chosen for Coverage B must match those chosen for Coverage A, and Supplemental Costs of Defense Coverage for Coverage B is available only if it is also purchased for Coverage A.

1. $250,000/$500,000 limits		
a. No deductible	$ 836 [ ]	$ 878 [ ]
b. $500 deductible each claim	$ 796 [ ]	$ 836 [ ]
c. $1,000 deductible each claim	$ 744 [ ]	$ 781 [ ]
d. $5,000 deductible each claim	$ 632 [ ]	$ 664 [ ]
2. $1,000,000/$1,000,000 limits		
a. No deductible	$ 1,087 [ ]	$ 1,141 [ ]
b. $500 deductible each claim	$ 1,035 [ ]	$ 1,087 [ ]
c. $1,000 deductible each claim	$ 968 [ ]	$ 1,016 [ ]
d. $5,000 deductible each claim	$ 823 [ ]	$ 864 [ ]
3. $2,000,000/$2,000,000 limits*		
a. No deductible	$ 1,576 [ ]	$ 1,655 [ ]
b. $500 deductible each claim	$ 1,501 [ ]	$ 1,576 [ ]
c. $1,000 deductible each claim	$ 1,403 [ ]	$ 1,473 [ ]
d. $5,000 deductible each claim	$ 1,193 [ ]	$ 1,252 [ ]
4. $3,000,000/$3,000,000 limits*		
a. No deductible	$ 1,793 [ ]	
b. $500 deductible each claim	$ 1,708 [ ]	
c. $1,000 deductible each claim	$ 1,597 [ ]	
d. $5,000 deductible each claim	$ 1,357 [ ]	

*If purchased, combined single limits apply to both Coverage A. Lawyers Professional Liability AND Coverage B. Management Errors and Omissions.

COVERAGE C. EMPLOYMENT PRACTICES COVERAGE

(Optional only if Management Errors & Omissions Coverage is also purchased)
[This includes coverage for indemnification (judgments/awards/settlements)].

1. $25,000/$75,000 limits		
a. No deductible	$ 324	[ ]
b. $500 deductible each claim	$ 299	[ ]
2. $50,000/$150,000 limits		
a. No deductible	$ 627	[ ]
b. $500 deductible each claim	$ 597	[ ]

COVERAGE D. PUNITIVE DAMAGES COVERAGE

$50,000/$50,000 limits

a. No deductible	$ 359	[ ]
b. $500 deductible each claim*	$ 339	[ ]

*If claim seeks punitive or exemplary damages only. If claim seeks compensatory and punitive or exemplary damages, then the applicable deductible amount as stated in the declarations page of the policy for the coverage under which the claim for compensatory damages is made shall apply.

COVERAGE E. CRIMINAL DEFENSE COVERAGE (COSTS OF DEFENSE ONLY)

$50,000/$50,000 limits

a. No deductible	$ 219	[ ]
b. $500 deductible each claim	$ 199	[ ]

COVERAGE F. INJUNCTIVE RELIEF DEFENSE COVERAGE (COSTS OF DEFENSE ONLY)

$10,000/$10,000 limits

a.	No deductible	$ 158	[ ]
b.	$500 deductible each claim	$ 150	[ ]

Costs of defense arising out of suits or proceedings seeking Injunctive Relief. [An order requiring that an Assured perform, or refrain from performing, an act. Includes an injunction as well as functionally similar orders, including but not limited to a restraining order, writ of mandamus, writ of prohibition or order to compel prosecution (does not include a declaratory judgment).

Underwriters' obligation is 80% of the costs of defense in excess of the deductible and up to the stated limits of liability.

PRIOR ACTS COVERAGE: Your organization would be purchasing the following Coverage(s) for the first time:

Employment Practices Coverage, Injunctive Relief Defense Coverage, Criminal Defense Coverage, Punitive Damages Coverage.

The premium quotations provided for these new coverages are for RETROACTIVE DATE INCEPTION (coverage would not apply to any claims arising from acts, errors or omissions committed or alleged to have been committed prior to the effective date of the coverage). Coverage for prior acts is available on the following basis depending upon the number of years such coverage is sought.

				Total New Coverage		Prior Acts Amount
___	1.	One year	25% of applicable new coverage premium	$_____	x 25% =	$_____ *
___	2.	Two years	35% of applicable new coverage premium	$_____	x 35% =	$_____ *
___	3.	Three years	50% of applicable new coverage premium	$_____	x 50% =	$_____ *
___	4.	Four years	75% of applicable new coverage premium	$_____	x 75% =	$_____ *
___	5.	Five or more years	100% of applicable new coverage premium	$_____	x 100% =	$_____ *

* Minimum charge is $20.00 and please round to the nearest dollar.

___ 6. Do not want coverage for prior acts. I/We understand any new coverage chosen will be retroactive date inception.

___ 7. If your organization has maintained prior continuous "claims made" coverage up to the date of inception of the policy, proof of such coverage would be required to enable Underwriters to determine if the same retroactive date can be provided without an additional charge. A copy of the policy of insurance showing prior continuous coverage should be provided.

The above outlined charge is a one-time-only payment if the coverage(s) is/are continuously renewed and not allowed to lapse.

Please circle the new coverage being purchased, check the appropriate selection above and include the additional premium or provide proof of prior continuous coverage. Please note: One selection must be made if any new coverage is being purchased.

Coverage for prior acts, if procured, will not apply to any existing or pending claims nor to any claims arising from any acts, errors or omissions which you/your Organization may have knowledge of when applying for the new coverage(s). The enclosed Certification Form must be completed and returned with the quote letter if any new coverage is being purchased.

PLEASE NOTE:

The premium quotations provided include Pro Bono coverage for attorneys and cases.

Please remit the additional premium shown, and include it in the tax calculation to renew the following endorsement(s) currently on your policy:

Mediation Coverage $150 [T] ←

PREMIUM COMPUTATION:

The NASPPG Lawyers Professional Liability Insurance Policy is underwritten by the following insurance carrier(s):

Underwriters at Lloyd's, London 100%

In order to comply with individual state requirements, you must complete this section and remit full premium payment AND any taxes and/or fees as computed below.

A. Insert TOTAL PREMIUM for ALL coverages chosen: $_____

B. Service Fee N/A

C. Multiply amount in A by 2.50% IN Purchasing Group Tax and insert here: $_____

D. Add A + B + C and insert total (This is the total to remit): $_____

Please complete and return this form together with the full PREMIUM PAYMENT made payable to the name and address shown below no later than May 11, 2012.

Premium MUST be received before the expiration date.

RENEWAL PREMIUM NOT RECEIVED IN OUR OFFICE ON OR BEFORE THE EXPIRATION DATE OF THE POLICY WILL BE TREATED AS "NEW" (NEW EFFECTIVE DATE/NO PRIOR ACTS).

RITMAN
Professional Liability Insurance

Ritman & Associates, Inc.
1154 Conner Street
Noblesville IN 46060
317.770.3000 *phone*
888.3Ritman *toll free*
317.770.3010 *fax*
www.ritmanassoc.com

Date signed

Name of person completing form
(Sign here and type name below)

PLEASE PAPERCLIP CHECK(S) TO THE TOP OF THE FIRST PAGE.

Jack Hopkins Social Services Funding Application

Funding Sheet

(9)

Lead Agency:

Name: First Book-Monroe County

Is the Lead Agency a 501(c)(3)? ☒ Yes ☐ No | Is this a collaborative project? ☐ Yes ☒ No

Number of Agency Employees: Full-time 0 Part-time 0 Volunteers 6

Address where Project will be facilitated or housed:
3109 S. Forrester Street, Bloomington, IN 47401

Name of Project Administrator: Akola Krishnan

Address 3109 S. Forrester Street, Bloomington, IN 47401

Telephone & E-mail 812 322 7918, akolakrishnan@gmail.com

Name of other participating agencies, if different from Lead Agency: MCUM Childcare, Circles Initiative SCCAP

The above agencies will distribute books to children in their program (Please see our narrative to understand how we distribute books)

Proposed Project:

Title of Project: Provide free new and high quality books to low-income children

Total Cost of Project: $3000

Requested JHSSF Amount: $3000

Other Funds Expected for Project:

Amount	Source	Confirmed or Pending
0	Events/Other Grants	Pending

Number of Clients Served by this Project in 2012: 225 children from low-income families

Number of City Residents Served by this Project in 2012: approximately 145

Is this a request for operational costs? ☐ Yes ☒ No

If "yes," is the request for a pilot project or for bridge funding? ☐ Pilot ☐ Bridge

Example:	
Tables:	*5 tables @ $12.00 each*
Chairs:	*20 chairs @ $8.00 each*

Funding Information:

Please note: Due to limited funds, the Committee often recommends partial funding for a program. In the interest of helping the Committee best decide how to distribute funds, please provide an itemized list of program elements, ranked by priority and their costs.

ITEM	COST
MCUM Childcare	$2125
Circles Initiative SCCAP	$ 825
(Please see narrative that explains how we distribute books)	

Claim Submission Date: (check one)

☑ July 2012 – September 2012 ☐ October 2012 – December 2012

☐ Other

Jack Hopkins Social Services Funding Application

Agency Contact Sheet

Lead Agency:

Name: First Book-Monroe County

Address: 3109 S. Forrester Street, Bloomington, IN 47401

Phone & E-Mail: 812 322 7918, monroecounty_in@firstbook.org

Website: www.firstbook.org/MonroeCounty

President of Board of Directors: Akola Krishnan, Chair - Advisory Board

Director Information

Director of Lead Agency: N/A ,We are the local chapter of a national non-profit First Book

Director's Address: We operate on an advisory board model at the community level

Phone & E-Mail: Board of Directors of National organization is attached in a separate sheet

Presenter Information

Name of Person to Present Application to the Committee: Akola Krishnan

Address: 3109 S Forrester Street, Bloomington, IN 47401

Phone & E-mail: 812 322 7918, akolakrishnan@gmail.com

Grant Writer Information

Name of Grant Writer: Akola Krishnan

Address: 3109 S. Forrester Street, Bloomington, IN 47401

Phone & E-Mail: 812 322 7918, akolakrishnan@gmail.com

Please also include:

- The Agency's Mission Statement in Two-Page Application Narrative
- A Simple Program Budget for use of requested funds (please check your math)
- A year-end financial statement that includes fund balances and total revenue & expenditures

Jack Hopkins Social Services Funding Application

First Book-Monroe County

First Book-Monroe County, (community arm of the national non- profit First Book (www.firstbook.org)) respectfully requests a one -time grant of $3000 for the purchase of new books for approximately 225 low-income children in Monroe County.

Mission:

First Book-Monroe County has a simple and focused mission: *To provide the children from low-income families in Monroe County free new books that they can take home and own.* The books are distributed through qualified local literacy programs that receive book grants from us. The programs use our book grants to purchase books on the children's behalf. To qualify, the programs must have at least 70 % of the children from low-income families, and conduct regular reading or other age-appropriate activities to nurture the children's love of reading. The programs are selected every year based on their need and their ability to meet our requirements.

First Book-Monroe County is an advisory board, and the community arm of the well-respected national non-profit First Book (www.firstbook.org). First Book , a 501 (C) (3) organization, has been in existence for over 20 years and has distributed more than 80 million books to programs serving children from low-income families throughout the United States and Canada.

According to the 2009 Kids Count Study by the Annie Casey foundation, 18.1% of children (about 4000) in Monroe County live in poverty. Many of these children have no books or reading materials to call their own. Our goal is to reach at least 20% (800) of these children by March of 2013 through funds raised from various sources that include individual donations, business sponsorship, and grants.

[1]Numerous studies have shown strong correlation between reading achievement and ready access to books at home. Studies have also shown that not having access to books is the single most barrier to literacy, and that low income families typically have little or no print material and books at home. The correlation between reading ability and educational achievement, which in turn leads to higher paying jobs, is well documented. The achievement gap experienced by low-income children translates to high school drop-out rates, juvenile crime, and cost to the community.

First Book-Monroe County was recently established to remove the critical barrier to literacy for low-income children, namely the lack of access to books. It has exceeded its first year goal of reaching 400 children in need in 2012, and is distributing over 3000 books to nearly 800 children in 2012 through book grants to 5 Bloomington based programs that work with children from low-income families.

The program described in this proposal will serve 225 children and the books will be delivered through MCUM Childcare and the Circles initiative of SCCAP in 2013. Through these agencies, we will be able to reach over 150 pre-school children. Inculcating a love of learning early on is critical, and by making books available to them, we can begin to lay the foundation for kindergarten readiness, reading and educational achievement later in life.

1. Studies confirm that the number of books in the home directly predicts reading achievement. Children who grew up with books in their homes reached a higher level of education than those who did not. ***(Family Scholarly Culture and Educational Success)***

Addressing a previously identified priority (SCAN Report, HAND 2010-14 Consolidated)

The SCAN report identifies educational achievement as a key priority. "Educational attainment is a pathway to opportunity and has a direct impact on a person's employability, income and overall quality of life. " A key recommendation of SCAN is to "ensure that children receive a quality education beginning at an early age. They must complete high school and graduate with competitive competencies and thinking skills." The books for low-income children support this priority by improving reading skills which in turn lead to educational achievement.

The project also addresses Strategy #5, "Public Service Assistance" in the 2010 -14 Consolidated Plan: "Provide funding to non-profit organizations that provide valuable service to improve the quality of life."

Value provided by First Book-Monroe County

First Book-Monroe County provides unsurpassable value for the donor's dollars. Every $2.5 donation can provide a brand new and high quality book for a child to own. This is due to the virtually non-existent over head of First Book-Monroe County and the creative business model of First Book. First Book has established partnerships with well known publishers and is able to provide deeply discounted books at an average of $2.5 per book (inclusive of shipping costs) compared to a price of over $10 in the open market. The books are new with high literary quality. A wide choice of books (from over 90 leading publishers) on a variety of topics is available in the online First Book Market place, enabling the educator to choose books that are tailored to the needs of individual children ranging from ages 0 - 17. A 14 month longitudinal study of 2564 students shows 69% of program administrators found books from First Book were "very important" in children's decisions to read more and improve their reading skills, and more than 70% of children reported increased home literacy activities after receiving books from First Book.

Leveraging of community resources to optimize value

Since the books are distributed through local literacy programs that already conduct reading activities, the children receive them in a context of guidance and literacy. This approach provides enhanced value to the child. First Book- Monroe County's partnership model leverages the literacy program's existing resources and infrastructure to deliver the books and activities, and there is no incremental cost to the programs or the community.

The advisory board operates creatively and efficiently on a low cost model. The 2012 expenses were less than 0.3% ($22 only) of funds raised, returning virtually every dollar raised back to the community. The advisory board can leverage the Financial, IT, and infrastructure resources of the national organization enabling it to eliminate the need for paid administrative resources and operate at low cost.

Description of one time request:

Purchase of books for 225 children at $2.50 average price per book and approximately 5 books per child. The books will be distributed through the Child care program of Monroe County United Ministries (MCUM) that is estimated to serve approximately 170 children in 2013 and through the Circles Initiative of SCCAP which is estimated to serve 55 children in 2013.

Program Budget (Items listed in priority order)

Program	No. of children	Books per child	Average cost per book	Total
MCUM Childcare – Pre K children	170	5	$2.50	$2125
Circle Initiative of SCCAP– Pre K-7	55	5	$2.50	$ 825
				$2,950 **$3000**(Rounded)

The program requires no additional costs to execute.

Budget Supplied by

Akola Krishnan

Akola Krishnan (On behalf of the First Book-Monroe County Advisory Board)

FIRST BOOK

FINANCIAL STATEMENTS

DECEMBER 31, 2010

FIRST BOOK

FINANCIAL STATEMENTS

DECEMBER 31, 2010

TABLE OF CONTENTS

	PAGE
INDEPENDENT AUDITOR'S REPORT	1
FINANCIAL STATEMENTS	
Statement of financial position	2
Statement of activities	4
Statement of functional expenses	6
Statement of cash flows	7
Notes to financial statements	9

Mendelson & Mendelson
CERTIFIED PUBLIC ACCOUNTANTS A PROFESSIONAL CORPORATION

12505 Park Potomac Avenue, Suite 250 • Potomac, MD 20854-6805
(301) 656-0001 Facsimile (301) 424-4440
E-mail info@MendelsonCPA.com • www.mendelsoncpa.com

ERWIN L. MENDELSON, CPA
JEFFREY L. MENDELSON, CPA
MICHAEL J. PEARLSTEIN, CPA
BRAD L. MENDELSON, CPA, MST
LOUIS B. RUEBELMANN, CPA

DONNA GOLDBERG, CPA
EDWARD C. CRAWFORD, CPA

INDEPENDENT AUDITOR'S REPORT

To the Board of Directors of First Book
Washington, D.C.

We have audited the accompanying statement of financial position of First Book (a not-for-profit organization) as of December 31, 2010, and the related statements of activities, functional expenses, and cash flows for the year then ended. These financial statements are the responsibility of First Book's management. Our responsibility is to express an opinion on these financial statements based on our audit.

We conducted our audit in accordance with auditing standards generally accepted in the United States of America. Those standards require that we plan and perform the audit to obtain reasonable assurance about whether the financial statements are free of material misstatement. An audit includes examining, on a test basis, evidence supporting the amounts and disclosures in the financial statements. An audit also includes assessing the accounting principles used and significant estimates made by management, as well as evaluating the overall financial statement presentation. We believe that our audit provides a reasonable basis for our opinion.

In our opinion, the financial statements referred to above present fairly, in all material respects, the financial position of First Book as of December 31, 2010 and the changes in its net assets and its cash flows for the year then ended in conformity with accounting principles generally accepted in the United States of America.

April 28, 2011

Mendelson & Mendelson

FIRST BOOK

STATEMENT OF FINANCIAL POSITION
(AUDITED)

DECEMBER 31, 2010

ASSETS

CURRENT ASSETS	
Cash and cash equivalents	$ 4,185,732
Cash, temporarily restricted	453,859
Grants receivable	166,854
Other receivable	121,390
Investments	33,167
Inventory	13,737,088
TOTAL CURRENT ASSETS	18,698,090
PROPERTY AND EQUIPMENT	
Furniture and equipment	175,061
Less accumulated depreciation	< 152,497>
TOTAL PROPERTY AND EQUIPMENT	22,564
OTHER ASSETS	
Software, net of accumulated amortization of $128,121	-
TOTAL OTHER ASSETS	-
TOTAL ASSETS	$ 18,720,654

The accompanying notes are an integral part of the financial statements.

FIRST BOOK

STATEMENT OF FINANCIAL POSITION (CONTINUED)
(AUDITED)

DECEMBER 31, 2010

LIABILITIES

CURRENT LIABILITIES	
Accounts payable	$ 536,972
Accrued expenses	70,382
TOTAL CURRENT LIABILITIES	607,354
LONG-TERM LIABILITIES	-
TOTAL LIABILITIES	607,354
NET ASSETS	
Unrestricted	16,542,166
Temporarily restricted	1,571,134
Permanently restricted	-
TOTAL NET ASSETS	18,113,300
TOTAL LIABILITIES AND NET ASSETS	$ 18,720,654

The accompanying notes are an integral part of the financial statements.

FIRST BOOK

STATEMENT OF ACTIVITIES
(AUDITED)

FOR THE YEAR ENDED DECEMBER 31, 2010

REVENUE AND SUPPORT	
Support	
Contributed goods and services	$ 29,541,955
Public Support	4,650,964
RTL partnership income	90,024
TOTAL SUPPORT	34,282,943
Revenue	
Interest and dividend income	9,902
Realized loss on investments	< 1,051>
Realized gain on currency exchange	1,378
Unrealized gain on investments	2,958
Other income	-
TOTAL REVENUE	13,187
Net assets released from restrictions	5,656,061
TOTAL UNRESTRICTED SUPPORT AND REVENUE	39,952,191
EXPENSES	
Program services	30,126,889
Management and general	799,576
Fund-raising	685,831
TOTAL EXPENSES	31,612,296
INCREASE IN UNRESTRICTED NET ASSETS	$ 8,339,895

The accompanying notes are an integral part of the financial statements.

FIRST BOOK

STATEMENT OF ACTIVITIES (CONTINUED)
(AUDITED)

FOR THE YEAR ENDED DECEMBER 31, 2010

CHANGES IN TEMPORARILY RESTRICTED NET ASSETS	
Contributions	$ 6,904,345
Net assets released from restrictions	< 5,656,061>
INCREASE IN TEMPORARILY RESTRICTED NET ASSETS	1,248,284
CHANGES IN PERMANENTLY RESTRICTED NET ASSETS	-
INCREASE IN NET ASSETS	9,588,179
NET ASSETS AT BEGINNING OF YEAR	8,525,121
NET ASSETS AT END OF YEAR	$ 18,113,300

The accompanying notes are an integral part of the financial statements.

FIRST BOOK

STATEMENT OF FUNCTIONAL EXPENSES
(AUDITED)

FOR THE YEAR ENDED DECEMBER 31, 2010

EXPENSES	Program Services	Management and General	Fund-raising	Total Expenses
Bank charges	$ 67,700	$ 3,761	3,761	$ 75,222
Consulting	115,928	49,457	-	165,385
Contract labor	47,125	31,417	-	78,542
Depreciation and amortization	1,504	261	241	2,006
Donated books	22,346,826	-	-	22,346,826
Dues and subscriptions	13,102	2,271	2,096	17,469
Equipment and technology	68,793	5,322	2,322	76,437
Fees, licenses and permits	15,259	848	848	16,955
Insurance	18,469	3,201	2,955	24,625
Interest	7,447	-	-	7,447
Internet	3,936	219	219	4,374
Meetings and conferences	16,060	2,784	2,570	21,414
Miscellaneous	4,765	846	781	6,392
Office supplies	21,959	1,220	1,220	24,399
Payroll	1,798,364	533,889	477,690	2,809,943
Payroll taxes and employee benefits	322,828	95,840	85,751	504,419
Payroll service	4,249	1,261	1,129	6,639
Postage and shipping	614,967	-	32,367	647,334
Printing and publications	34,657	-	-	34,657
Professional fees	48,001	8,320	7,680	64,001
Program expenses - books	3,632,414	-	-	3,632,414
Program expenses - other	91,127	-	-	91,127
Rent	215,250	55,443	55,443	326,136
Taxes	11,426	-	-	11,426
Telephone	61,101	3,216	-	64,317
Travel and lodging	166,406	-	8,758	175,164
Warehouse costs	377,226	-	-	377,226
TOTAL EXPENSES	$ 30,126,889	$ 799,576	$ 685,831	$ 31,612,296

The accompanying notes are an integral part of the financial statements.

FIRST BOOK

STATEMENT OF CASH FLOWS
(AUDITED)

FOR THE YEAR ENDED DECEMBER 31, 2010

Cash Flows From Operating Activities:		
Increase in net assets	$	9,588,179
Adjustments to reconcile net assets to net cash provided by operating activities:		
Depreciation and amortization		2,006
Realized loss on investments		1,051
Unrealized gain on investments	<	2,958>
Non-cash contributions	<	25,322>
Increase in contributed inventory	<	7,045,350>
Decrease in grants receivable		87,996
Increase in other receivables	<	1,432>
Increase in purchased inventory	<	229,051>
Decrease in escrow deposit		34,665
Decrease in accounts payable	<	42,350>
Increase in accrued expenses		16,066
Net Cash Provided By Operating Activities		2,383,500
Cash Flows From Investing Activities:		
Proceeds from sale of investments		26,879
Purchase of fixed assets	<	13,255>
Net Cash Provided By Investing Activities		13,624
Cash Flows From Financing Activities:		
Curtailment of note payable	<	1,200,000>
Net Cash Used In Financing Activities	<	1,200,000>
NET INCREASE IN CASH		1,197,124

The accompanying notes are an integral part of the financial statements.

FIRST BOOK

STATEMENT OF CASH FLOWS (CONTINUED)
(AUDITED)

FOR THE YEAR ENDED DECEMBER 31, 2010

NET INCREASE IN CASH	1,197,124
CASH AND CASH EQUIVALENTS AT BEGINNING OF YEAR	3,442,467
CASH AND CASH EQUIVALENTS AT END OF YEAR	$ 4,639,591
SUPPLEMENTAL DISCLOSURES OF CASH FLOW INFORMATION:	
Cash paid during the year for interest	$ 18,185

The accompanying notes are an integral part of the financial statements.

FIRST BOOK

NOTES TO FINANCIAL STATEMENTS
(AUDITED)

DECEMBER 31, 2010

NOTE 1 SUMMARY OF SIGNIFICANT ACCOUNTING POLICIES

Nature of Activities

First Book is a not-for-profit corporation formed for the purpose of providing children from low-income families the opportunity to read and own their first new books. This is done by working with existing literacy programs to distribute new books to children who, for economic reasons, have little or no access to books.

Basis of Accounting

The financial statements of First Book have been prepared utilizing the accrual method of accounting in accordance with accounting principles generally accepted in the United States of America.

Inventory

Inventories are stated at their cost or publisher's stated value on the date of their contribution to or purchase by First Book. The inventory at December 31, 2010 consisted of $12,130,319 of books donated to First Book and $1,606,769 of books purchased by First Book. Revenue from donated books is recognized at the time of the donation. Expense is recognized at the time of distribution.

Property and Equipment

First Book follows the practice of capitalizing all expenditures for equipment in excess of $1,000. Depreciation is computed principally using the straight-line method over the estimated useful lives of the assets. Depreciation and amortization expense for the year ended December 31, 2010 was $2,006.

NOTES TO FINANCIAL STATEMENTS
(AUDITED)

DECEMBER 31, 2010

NOTE 1 SUMMARY OF SIGNIFICANT ACCOUNTING POLICIES (CONTINUED)

Promises to Give

All contributions are considered to be available for unrestricted use unless specifically restricted by the donor. Amounts received that are designated for future periods or restricted by the donor for specific purposes are reported as temporarily restricted or permanently restricted support that increases those net asset classes. When a temporary restriction expires, temporarily restricted net assets are reclassified to unrestricted net assets and reported in the statement of activities as net assets released from restrictions.

Contributed Goods and Services

First Book receives donated books from a variety of publishers and booksellers which are distributed to children through First Book's programs. Contributed goods are reflected in the financial statements at the publisher's stated value of the goods.

First Book receives the occasional use of warehouse space from various other organizations for the storage of books prior to their distribution. The value of this donation is reflected in the financial statements at the donor's stated fair rental value of the space.

Volunteers provided services without charge which were not recognized as revenues. It was not practicable to place a value on these services.

Contributions of donated non-cash assets are recorded at their fair values in the year received.

Income Tax Status

First Book is a not-for-profit organization which is exempt from federal income taxes under Internal Revenue Code Section 501(c)(3). First Book has no unrelated business income.

NOTE 1 SUMMARY OF SIGNIFICANT ACCOUNTING POLICIES (CONTINUED)

Cash Equivalents

For the purposes of the statement of cash flows, First Book considers all highly liquid investments available for current use with an initial maturity of three months or less, when purchased, to be cash equivalents.

Investments

Investments in marketable securities with readily determinable fair values and all investments in debt securities are reported at their fair values in the statement of financial position. Unrealized gains and losses are included in the change in net assets. Investment income and gains restricted by a donor are reported as increases in unrestricted net assets if the restrictions are met (either by passage of time or by use) in the reporting period in which the income and gains are recognized.

Functional Allocation of Expenses

The costs of providing the various programs and other activities have been summarized on a functional basis in the statement of activities. Accordingly, certain costs have been allocated among the programs and supporting services benefited.

Pension

First Book sponsors a 401(k) and 403(b) cash or tax deferred profit sharing plan, covering all full-time employees.

Estimates

The preparation of financial statements in conformity with generally accepted accounting principles requires management to make estimates and assumptions that affect certain reported amounts and disclosures. Accordingly, actual results could differ from those estimates.

NOTES TO FINANCIAL STATEMENTS
(AUDITED)

DECEMBER 31, 2010

NOTE 1 SUMMARY OF SIGNIFICANT ACCOUNTING POLICIES (CONTINUED)

Financial Statement Presentation

First Book has adopted Statement of Financial Accounting Standards (SFAS) No. 117 "Financial Statements for Not-for-Profit Organizations." Under SFAS No. 117, the Organization is required to report information regarding its financial position and activities according to three classes of net assets: unrestricted net assets, temporarily restricted net assets, and permanently restricted net assets. As permitted by the statement, the Organization does not use fund accounting.

Contributions

First Book has also adopted SFAS No. 116, "Accounting for Contributions Received and Contributions Made." Contributions received are recorded as unrestricted, temporarily restricted, or permanently restricted support depending on the existence or nature of any donor restrictions.

Subsequent Events

The date to which events occurring after December 31, 2010, the date of the most recent balance sheet, have been evaluated for possible adjustment to the financial statements or disclosure is April 28, 2011, which is the date on which the financial statement was available to be issued.

NOTE 2 RESTRICTED NET ASSETS

First Book reports contributions of cash and other assets as restricted support if they are received with donor stipulations that limit the use of the donated assets. When a donor restriction expires, that is, when a stipulated time restriction ends or purpose restriction is accomplished, temporarily restricted net assets are reclassified to unrestricted net assets and reported in the statement of activities as net assets released from restrictions.

NOTE 2 RESTRICTED NET ASSETS (CONTINUED)

Temporarily restricted net assets consist of a grant receivable and cash available for the following purpose:

Purchase of books for donation	$ 343,854
Purchase of books by First Book Marketplace Recipient Groups	1,227,280
Total temporarily restricted net assets	$ 1,571,134

There are no permanently restricted net assets.

NOTE 3 CONCENTRATION OF CREDIT RISK

First Book currently holds cash accounts in two institutions substantially in excess of the FDIC insured limits of $250,000. First Book has not experienced any losses in such accounts. First Book's exposure to credit loss in the event of failure of these institutions is represented by the difference between the FDIC insured limit and the total amounts on deposit. Accounts held in excess of FDIC insured at December 31, 2010 were $1,916,456. All of the funds are held in sweep accounts invested daily in United States Government bonds. Because interest rates are minimal, as of January 1, 2011, the Sweep has been removed from all accounts in order to take advantage of the unlimited FDIC insurance on non-interest bearing accounts.

NOTE 4 COMMITMENT

First Book was obligated on a five year lease for 8,446 square feet of office space. On May 7, 2008 a lease amendment was signed extending the term of the lease and expanding the premises to include approximately 1,618 additional square feet. The lease amendment for 10,064 square feet of office space commenced on November 15, 2008 and terminates on July 31, 2012.

NOTES TO FINANCIAL STATEMENTS
(AUDITED)

DECEMBER 31, 2010

NOTE 4 COMMITMENT (CONTINUED)

Minimum future rental payments under the non-cancellable operating lease for each of the next two years are:

Year Ending December 31,	Amount
2011	$ 340,481
2012	204,299
Total minimum future rental payments	$ 544,780

Access to New Books for Children in Need

BOARD OF DIRECTORS

- **Peter Gold**, Chairman & Co-Founder, First Book and President, The Gold Group, Chtd.
- **Elizabeth Arky**, Co-Founder, First Book and Director, Government Relations, Accenture
- **Christopher Cerf**, Co-Founder & Managing Director, Sirius Thinking Ltd.
- **Sterling Edmunds, Jr**, President & CEO, Sun Trust Mortgage, Inc.
- **Susan Flynn**, Franklin Lakes, New Jersey
- **Kathy Franklin**, President, Franchise Development, Lightstorm Entertainment
- **Susan Grode**, Partner, Katten Muchin Rosenman LLP
- **Louis Harris**, Founder, Harris Polls
- **L Spencer Humphrey**, Principal, Rocky Hill Group
- **Tim Pinnington**, SVP & Head of Wealth Management, HSBC Bank Canada
- **John Schreiber**, CEO, New Jersey Performing Art Center
- **Beth Veihmeyer**, Potomac, MD
- **Kyle Zimmer**, President & CEO, First Book

Access to New Books for Children in Need

FIRST BOOK LEADERSHIP

- Kyle Zimmer - President and CEO
- Jane Robinson - Chief Financial Officer
- Chandler Arnold - Executive Vice President & Executive Director, First Book Marketplace and First Book National Book Bank
- Kim Albee - Vice President, Marketplace Operations
- Tom Best - Executive Director, First Book Canada
- Melinda Halpert - Vice President, Brand Initiatives
- Becki Last - Vice President, National Engagement
- Teresa Pipia - Vice President, Strategic Alliances
- David Silversmith - Vice President, Information Technology
- Daniel Stokes - Vice President, Operations
- Kristi Zappie-Ferradino - Vice President, Community Development

Kyle Zimmer

PRESIDENT AND CEO

Throughout her life, Kyle has focused on the intersection of policy, business and social sectors. Early in her career, Kyle practiced law, representing a wide spectrum of corporate and social sector clients. During that time, Kyle began volunteering to mentor a child at a local shelter. It was here that she became aware of the limited resources and almost nonexistent access to books children in local mentoring programs battle.

Her firsthand experience working with local heroes committed to improving opportunities for low-income youth inspired Kyle and two colleagues to found First Book in 1992. In 1995, Kyle began serving full time as president of the organization. Under her leadership, First Book has distributed more than 90 million books to children in thousands of communities in the United States. In addition, First Book has successfully launched several new subsidiaries—including the First Book National Book Bank and The First Book Marketplace—and has opened offices in Canada.

Kyle's commitment to innovation and integration across sectors has earned her a reputation as a social sector leader. She currently serves as a member of the Board of Directors for Ashoka, which works to ensure that social entrepreneurs and their innovations continue to inspire a new generation of local change-makers to create positive social change. She also serves on the Youth Venture Board of Directors, and as a member of the board for James Patterson's ReadKiddoRead.

She was named 2007 Outstanding Social Entrepreneur of the Year in the United States by the Geneva-based Schwab Foundation for Social Entrepreneurship. In 2008, Kyle was named the first-ever American Marketing Association Nonprofit Marketer of the Year, and in 2009, Kyle was honored as a Carle Honors Angel Award recipient. She recently served as a member of the World Economic Forum's Global Agenda Council on Social Entrepreneurship and in 2010, she was a presenter at the World Economic Forum in Davos, Switzerland.

Jane Robinson

CHIEF FINANCIAL OFFICER

Jane serves as the chief financial officer for First Book and the First Book Marketplace. Jane had a distinguished career with law firm Zuckerman Spaeder, where she served as CFO for two decades as it evolved from a small firm to its current status as a major litigation firm with multiple offices in the United States. Jane has superior skills in financial management and has provided strategic guidance for First Book and its subsidiaries during a period of unparalleled growth. In addition to her financial role for First Book, Jane, together with Kyle Zimmer and Chandler Arnold, serves on the executive management team, overseeing all operations and strategic development for the organization. Jane has a degree in Math and Physics from Arcadia University and she did graduate work at the University of Arizona's Optical Sciences Center.

Chandler Arnold

EXECUTIVE VICE PRESIDENT
EXECUTIVE DIRECTOR, FIRST BOOK MARKETPLACE AND FIRST BOOK NATIONAL BOOK BANK

Chandler is responsible for strategy, expansion, marketing and customer outreach for the First Book Marketplace. In addition, Chandler, together with Kyle Zimmer and Jane Robinson, serves on the executive management team, overseeing all operations and strategic development for the organization.

Prior to joining First Book, Chandler worked in marketing for The Coca-Cola Company, where he focused on customer segmentation and strategy, and as a management consultant with The Boston Consulting Group, where he advised corporations on profit maximization, public-private partnerships, and organizational design.

Internal Revenue Service

Date: March 1, 2004

irst Book
1319 F Street NW, Suite 604
Washington, DC 20004

Department of the Treasury
P. O. Box 2508
Cincinnati, OH 45201

Person to Contact:
Ms. Edwards 31-07427
Customer Service Representative
Toll Free Telephone Number:
8:00 a.m. to 6:30 p.m. EST
877-829-5500
Fax Number:
513-263-3756
Federal Identification Number:
52-1779606

Dear Sir or Madam:

This is in response to your request of March 1, 2004, regarding your organization's tax-exempt status.

In November 1992 we issued a determination letter that recognized your organization as exempt from federal income tax. Our records indicate that your organization is currently exempt under section 501(c)(3) of the Internal Revenue Code.

Based on information subsequently submitted, we classified your organization as one that is not a private foundation within the meaning of section 509(a) of the Code because it is an organization described in sections 509(a)(1) and 170(b)(1)(A)(vi).

This classification was based on the assumption that your organization's operations would continue as stated in the application. If your organization's sources of support, or its character, method of operations, or purposes have changed, please let us know so we can consider the effect of the change on the exempt status and foundation status of your organization.

Your organization is required to file Form 990, Return of Organization Exempt from Income Tax, only if its gross receipts each year are normally more than $25,000. If a return is required, it must be filed by the 15th day of the fifth month after the end of the organization's annual accounting period. The law imposes a penalty of $20 a day, up to a maximum of $10,000, when a return is filed late, unless there is reasonable cause for the delay.

All exempt organizations (unless specifically excluded) are liable for taxes under the Federal Insurance Contributions Act (social security taxes) on remuneration of $100 or more paid to each employee during a calendar year. Your organization is not liable for the tax imposed under the Federal Unemployment Tax Act (FUTA).

Organizations that are not private foundations are not subject to the excise taxes under Chapter 42 of the Code. However, these organizations are not automatically exempt from other federal excise taxes.

Donors may deduct contributions to your organization as provided in section 170 of the Code. Bequests, legacies, devises, transfers, or gifts to your organization or for its use are deductible for federal estate and gift tax purposes if they meet the applicable provisions of sections 2055, 2106, and 2522 of the Code.

First Book
52-1779606

Your organization is not required to file federal income tax returns unless it is subject to the tax on unrelated business income under section 511 of the Code. If your organization is subject to this tax, it must file an income tax return on the Form 990-T, Exempt Organization Business Income Tax Return. In this letter, we are not determining whether any of your organization's present or proposed activities are unrelated trade or business as defined in section 513 of the Code.

Section 6104 of the Internal Revenue Code requires you to make your organization's annual return available for public inspection without charge for three years after the due date of the return. The law also requires organizations that received recognition of exemption on July 15, 1987, or later, to make available for public inspection a copy of the exemption application, any supporting documents and the exemption letter to any individual who requests such documents in person or in writing. Organizations that received recognition of exemption before July 15, 1987, and had a copy of their exemption application on July 15, 1987, are also required to make available for public inspection a copy of the exemption application, any supporting documents and the exemption letter to any individual who requests such documents in person or in writing.
For additional information on disclosure requirements, please refer to Internal Revenue Bulletin 1999 - 17.

Because this letter could help resolve any questions about your organization's exempt status and foundation status, you should keep it with the organization's permanent records.

If you have any questions, please call us at the telephone number shown in the heading of this letter.

This letter affirms your organization's exempt status.

Sincerely,

Janna K. Skufca, Acting Director, TE/GE
Customer Account Services

Jack Hopkins Social Services Funding Application (10)

Funding Sheet

Lead Agency:

Name First Christian Church

Is Lead Agency a 501(c)(3)? ■ Yes ☐ No | Is this a collaborative project? ☐ Yes ■ No

Number of Agency Employees: Full-time 3 Part-time 5 Volunteers 387

Address where Project will be facilitated or housed:
205 East Kirkwood Avenue, Bloomington, IN, 47408

Name of Project Administrator: Helen Hempfling

Address 205 East Kirkwood Avenue, Bloomington, IN, 47408

Telephone & E-mail (812) 332-4459, helenenari@yahoo.com

Name of other participating agencies, if different from Lead Agency: _____

Proposed Project:

Title of Project: The Gathering Place Breakfast Refrigerator Replacement Project

Total Cost of Project: $5,900.00

Requested JHSSF Amount: $2,950.00

Other Funds Expected for Project:

Amount	Source	Confirmed or Pending

Number of Clients Served by this Project in 2012: 5,200

Number of City Residents Served by this Project in 2012: 5,200

Is this a request for operational costs? ☐ Yes ■ No

If "yes," is the request for a pilot project or for bridge funding? ☐ Pilot ☐ Bridge

Example:
Tables: 5 tables @ $12.00 each
Chairs: 20 chairs @ $8.00 each

Funding Information:

Please note: Due to limited funds, the Committee often recommends partial funding for a program. In the interest of helping the Committee best decide how to distribute funds, please provide an itemized list of program elements, ranked by priority and their costs.

ITEM	COST
TA1DT-2HS Reach-in Solid Half Swing Door Dual Temperature Refrigerator Freezer	$5,150.00
Estimated freight/shipping	$750.00

Claim Submission Date: *(check one)*

☑ July 2012 – September 2012 ☐ October 2012 – December 2012

☐ Other

Jack Hopkins Social Services Funding Application

Agency Contact Sheet

Lead Agency:

Name: First Christian Church

Address: 205 East Kirkwood Avenue

Bloomington, IN 47408

Phone & E-Mail: (812) 332-4459, fcc@fccbloom.org

Website: http://www.fccbloom.org

President of Board of Directors: Linda Abe

Director Information

Director of Lead Agency: Helen Hempfling

Director's Address: 205 East Kirkwood Avenue, Bloomington, IN 47408

Phone & E-Mail: (812) 332-4459, helenenari@yahoo.com

Presenter Information

Name of Person to Present Application to the Committee: Helen Hempfling

Address: 205 East Kirkwood Avenue, Bloomington, IN 47408

Phone & E-mail: (812) 332-4459, helenenari@yahoo.com

Grant Writer Information

Name of Grant Writer: Rachel Rosolina

Address: 2317 South Brandon Court, Bloomington, IN 47401

Phone & E-Mail: (423) 342-7182, rachel.rosolina@gmail.com

Please also include:

- The Agency's Mission Statement in Two-Page Application Narrative
- A Simple Program Budget for use of requested funds (please check your math)
- A year-end financial statement that includes fund balances and total revenue & expenditures

The Gathering Place Breakfast Refrigerator Replacement Project

Mission of the Program

The mission of the Gathering Place Breakfast is to meet the needs of those who are living in poverty by providing food and shelter on Sunday mornings between the hours of 7:00 and 10:00 am. The program is part of First Christian Church's (FCC) mission priority to "reach out and serve those living in poverty." Operated entirely by volunteers, this program serves a full, hot breakfast each Sunday morning to those living in poverty, including many who are experiencing homelessness. Initiated in February 2006 by FCC, the Gathering Place Breakfast is the only place in Bloomington that offers a free breakfast and day shelter on Sunday mornings to those living in poverty, regardless of race, color, creed, national origin, religious affiliation, gender, sexual orientation, age, or disability. The program does not involve religious indoctrination or proselytizing. On average, 120 plates of food are served to approximately 90 to 100 guests each Sunday morning, 52 weeks per year. Approximately 95 percent of these guests, young and old alike, are also served by the Shalom Community Center, Martha's House, and/or the Interfaith Winter Shelter.

All meals are prepared from scratch with food purchased from the Hoosier Hills Food Bank and/or donated by church members. In addition to a full continental breakfast bar, the menu includes eggs served in a variety of ways plus whatever hot menu items our imaginative cooks create from food bank purchases: hash browns, cheesy casseroles, fried polenta, blueberry or apple muffins, specialty pancakes, French toast, soups, and so on. Also, in an effort to be ecologically responsible and to give dignity to the guests, all meals are served using glass tableware and stainless steel cutlery.

Amount Being Requested

In order to continue this ministry to the community, the FCC Gathering Place Breakfast Program is requesting a one-time investment of $2,950 from the Jack Hopkins Social Service Funding Committee to help replace FCC's industrial refrigerator. The current refrigerator is a 1977 Hobart model, for which parts are no longer available. We have made many repairs over the years to keep this appliance running, but have been informed that repair is no long a viable option. Instead, the entire unit must be replaced in order to continue this vital program.

Nature of the Project

This project involves removing the old refrigerator and replacing it with a more up-to-date unit that meets the space requirements necessary to continue the Gathering Place Breakfast, as well as for the Interfaith Winter Shelter and the many other community organizations who use the FCC kitchen. Based on the current condition of the 1977 refrigerator, this switch needs to happen as soon as possible. The replacement of the refrigerator will allow the Gathering Place Breakfast Program to continue its mission of serving Bloomington community members in need.

Satisfaction of Funding Criteria

The Program Should Address a Previously Identified Social Service Fund Priority:

The Gathering Place Breakfast serves this community's most vulnerable population, people living in poverty, including people experiencing homelessness and those who are hungry. This population has been identified in both the SCAN Report and the City of Bloomington's Consolidated Plan. SCAN reports that approximately 25 percent of Monroe County residents live in poverty or at serious economic risk. The Consolidated Plan acknowledges the community's need for services that meet the emergency needs (food and shelter) of those who are homeless or at risk of experiencing homelessness. The Gathering Place Breakfast Program is this community's sole provider of free breakfast and day shelter on Sunday mornings—times when the Community Kitchen, the Shalom Community Center, and the Monroe County Public Library are closed. The majority of those served are residents of Bloomington and guests of the Shalom Center and/or the Interfaith Winter Shelter or Martha's House.

Hopkins Funds Are Intended as a One-Time Investment:

The funds requested represent a one-time investment in a more modern, reliable refrigerator to be used by the Gathering Place Breakfast and other community groups (listed above).

The Program Should Leverage Matching Funds or Other Fiscal Mechanisms:

As outlined in the attached budget, First Christian Church, the program's lead agency, has identified and secured funding for $2,950 of the cost of the refrigerator and its shipping, the estimated total of which is $5,900. In order to fully fund this project, however, First Christian Church must leverage matching dollars from non-church related funds, thus our application to the Jack Hopkins Social Services Fund for $2,950.

The Program Should Make a Broad and Long-Lasting Contribution to Our Community:

People living in poverty and/or experiencing homelessness need food and shelter every day, not just Monday through Saturday. Because this program meets the basic needs of Bloomington's most vulnerable citizens on Sunday mornings, and because this community claims to place a high priority on meeting the needs of its most vulnerable citizens, and because there is no other agency that provides breakfast and day shelter on Sunday mornings, *the Gathering Place Breakfast offers an important service that "bridges" people until Monday, when the Shalom Community Center and the Community Kitchen are open.*

The Gathering Place Breakfast Refrigerator Replacement Project			
Budgeted Line Items	**Estimated Expenses**	**FCC Secured Income**	**Requested Leveraging Income from Jack Hopkins Fund**
TA1DT-2HS Reach-in Solid Half Swing Door Dual Temperature Refrigerator Freezer	$5,150.00	$2,575.00	$2,575.00
Estimated freight/shipping	$750.00	$375.00	$375.00
TOTAL	**$5,900.00**	**$2,950.00**	**$2,950.00**

Budget Narrative: The total estimated cost of this project is $5,900.00. The Gathering Place has secured $2,950 from donations from individual members of First Christian Church. Thus, the request for Jack Hopkins Funding is for $2,950.

Proposal

GOOLDY & SONS, INC.
926 West 17th Street
BLOOMINGTON, INDIANA 47404
(812) 332-1682
FAX (812) 332-2610

1113

PROPOSAL SUBMITTED TO: First Christian Chu	PHONE: 245-1928	DATE: 4-9-2012
STREET:	JOB NAME: Attn: Jim Cutler	
CITY, STATE and ZIP CODE:	JOB LOCATION: Chadwick Field (222-2650)	
ARCHITECT: (Danielle 222-4459) DATE OF PLANS:	(Fax# 339-2636)	JOB PHONE:

We hereby submit specifications and estimates for: (Fax 961-0227)

(1) #TA12T-2HF True Mfg. dual type tube
A.I. Cooler/Freezer wt rk solid
half doors = 5,150.00

(1) "Estimated" freight/shipping charges = 750.00

(Tax exempt)

*Note: Labor charges to install new unit and remove old unit, if needed, would be on a time & materials basis.

We Propose hereby to furnish material and labor — complete in accordance with above specifications, for the sum of: _____ dollars ($ _____).

Payment to be made as follows: Net 30 days

All material is guaranteed to be as specified. All work to be completed in a workmanlike manner according to standard practices. Any alteration or deviation from above specifications involving extra costs will be executed only upon written orders, and will become an extra charge over and above the estimate. All agreements contingent upon strikes, accidents or delays beyond our control. Owner to carry fire, tornado and other necessary insurance. Our workers are fully covered by Workman's Compensation Insurance.

Authorized Signature: [signature]

Note: This proposal may be withdrawn by us if not accepted within _____ days

Acceptance of Proposal - The above prices, specifications and conditions are satisfactory and are hereby accepted. You are authorized to do the work as specified. Payment will be made as outlined above.

Signature _____

Date of Acceptance: _____

Signature _____

NSDS To Reorder:

TRUE FOOD SERVICE EQUIPMENT, INC.
2001 East Terra Lane • O'Fallon, Missouri 63366
(636)240-2400 • Fax (636)272-2408 • (800)325-6152 • Intl Fax# (001)636-272-7546
Parts Dept. (800)424-TRUE • Parts Dept. Fax# (636)272-9471 • www.truemfg.com

Project Name: _____ AIA #
Location: _____
Item #: _____ Qty: _____ SIS #
Model #: _____

Model: **TA1DT-2HS**

TA Spec Series:
Reach-In Solid Half Swing Door Dual Temperature Refrigerator/Freezer

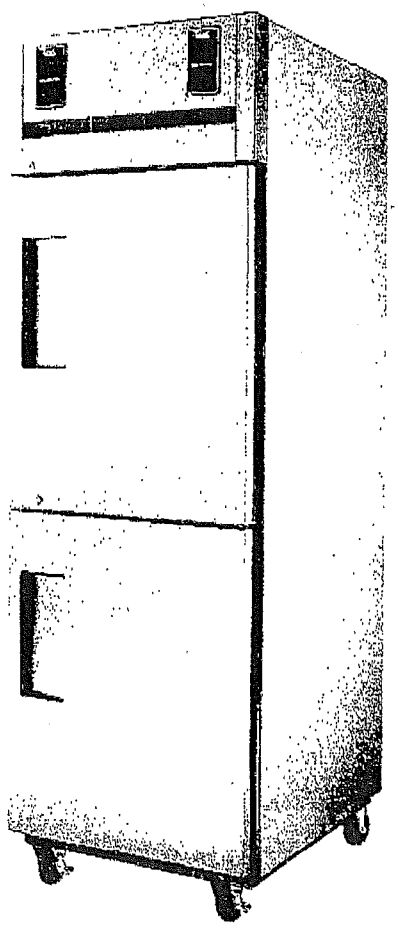

TA1DT-2HS

- Designed using the highest quality materials and components to provide the user with colder product temperatures, lower utility costs and exceptional food safety.
- Oversized, factory balanced, refrigeration systems. Top section refrigerator holds 33°F to 38°F (.5°C to 3.3°C). Bottom section freezer holds -10°F (-23.3°C).
- 300 series stainless steel exterior front, sides, back and bottom. The very finest stainless with higher tensile strength for fewer dents and scratches.
- NSF approved, white aluminum interior cabinet liner. 300 series stainless steel door liner and floor with coved corners.
- Adjustable, heavy duty PVC coated shelves.
- Positive seal self-closing doors with 120°stay open feature. Lifetime guaranteed door hinges.
- Lifetime guaranteed recessed door handles.
- Entire cabinet structure and solid doors are foamed-in-place using Ecomate. A new, innovative, high density, polyurethane insulation that has zero ozone depletion potential (ODP) and zero global warming potential (GWP).

ROUGH-IN DATA

Specifications subject to change without notice.
Chart dimensions rounded up to the nearest ⅛" (millimeters rounded up to next whole number).

Model	Doors	Capacity (Cu. Ft.) (liters) Ref.	Frz.	Shelves	Cabinet Dimensions (inches) (mm) L	D†	H*	HP Ref.	Frz	Voltage	Amps	NEMA Config.	Cord Length (total ft.) (total m)	Crated Weight (lbs.) (kg)
TA1DT-2HS	2	13 369	13 369	3	29 737	34⅝ 880	78¼ 1988	½	½	115/60/1	13.2	5-20P	9 2.74	480 218

† Depth does not include 2⅜" (61 mm) for rear freezer condensate enclosure.
* Height does not include 5" (127 mm) for castors, 6" (153 mm) for optional legs, and 1" (26 mm) for system mechanical components.

Printed in U.S.A.

APPROVALS:

AVAILABLE AT:

Model:
TA1DT-2HS

TA Spec Series:
Reach-In Solid Half Swing Door Dual

STANDARD FEATURES

DESIGN
- True's solid reach-in's are designed with enduring quality that protects your long term investment.
- Designed using the highest quality materials and components to provide the user with colder product temperatures, lower utility costs and exceptional food safety.

REFRIGERATION SYSTEM
- Two independent, self contained refrigeration systems; CFC free, environmentally friendly and factory balanced.
- R134A refrigerator refrigerant - R404A freezer refrigerant.
- Extra large evaporator coils balanced with higher horsepower compressors and large condensers maintains 33°F to 38°F (.5°C to 3.3°C) in the refrigerator section and 10°F (-23.3°C) in the freezer section.
- Sealed, cast iron, self-lubricating evaporator fan motor(s) and larger fan blades give True reach-in's a more efficient low velocity, high volume airflow design. This unique design ensures faster temperature recovery and shorter run times in the busiest of foodservice environments.
- Top mounted refrigeration system with evaporator positioned out of food zone to maximize interior capacity.
- Freezer features automatic defrost system, time-initiated, time-terminated.
- Automatic evaporator fan motor delay during defrost cycle.

CABINET CONSTRUCTION
- Exterior - 300 series stainless steel doors, front, sides, back and bottom.
- Interior - NSF approved white aluminum side walls and back liner. 300 series stainless steel floor with coved corners.
- Insulation - Entire cabinet structure and solid doors are foamed-in-place using Ecomate. A new, innovative, high density, polyurethane insulation that has zero ozone depletion potential (ODP) and zero global warming potential (GWP).
- Welded, heavy duty steel frame rail, blank powder coated for corrosion protection.
- Frame rail fitted with 4" (102 mm) diameter stem casters - locks provided on front set.

DOORS
- 300 series stainless steel exterior and liners. Doors open within cabinet dimension.
- Door locks standard.
- Lifetime guaranteed recessed door handles. Each door fitted with 12" (305 mm) long recessed handle that is foamed-in-place with a sheet metal interlock to ensure permanent attachment.
- Positive seal self-closing doors with 120° stay open feature. Lifetime guaranteed door hinges.
- Magnetic door gaskets of one piece construction, removable without tools for ease of cleaning.

SHELVING
- Three (3) adjustable, heavy duty PVC coated wire shelves 25" x 27¾" (635 mm x 705 mm). Four (4) shelf supports included per shelf. Shelves adjustable on 6" (153 mm) increments.
- Four (4) different interior kits available (see Kit Options). Pilasters and tray slides require field installation.

LIGHTING
- Compartmentalized incandescent interior lighting (one per door), safety shielded.

MODEL FEATURES
- Two (2) exterior digital temperature displays, available with either °F or °C.
- Evaporator is epoxy coated to eliminate the potential of corrosion.
- Backguard in freezer section improves airflow.
- Minimum wattage heater in cabinet frame and freezer door.
- NSF-7 compliant for open food product.

ELECTRICAL
- Unit completely pre-wired at factory and ready for final connection to a 115/60 Hz single phase, 20 amp dedicated outlet. Cord and plug set included.

115/60/1
NEMA-5-20R

OPTIONAL FEATURES/ACCESSORIES
Upcharge and lead times may apply.
- ❑ 6" (153 mm) standard legs.
- ❑ 6" (153 mm) seismic/flanged legs.
- ❑ 6" (153 mm) stainless steel legs.
- ❑ Stainless steel rail skirt for use with legs (field installed)
- ❑ Metal door handle(s) (factory installed).
- ❑ Novelty baskets.
- ❑ Additional shelves.
- ❑ Electronic temperature control (factory installed)
- ❑ Correctional facilities options.
- ❑ Curb mountable units.
- ❑ Remote cabinets (condensing unit supplied by others; system comes standard with 404A expansion valve and requires R404A refrigerant). Consult factory technical service department for BTU information. All remote units must be hard wired during installation.
- ❑ Kit #1: Nine (9) sets of #1 type tray slides and pilasters (factory installed), bottom support of one (1) 18"L x 26"D (458 mm x 661 mm) pan or two (2) 14"L x 18"D (356 mm x 458 mm) pans.
- ❑ Kit #2: One (1) set half-section #2 steel rod tray slides and pilasters (factory installed), rim support of one (1) 18"L x 26"D (458 mm x 661 mm) pan.
- ❑ Kit #3: Six (6) sets of universal type tray slides and pilasters (factory installed), bottom support of one (1) 18"L x 26"D (458 mm x 661 mm) pan, two (2) 14"L x 18"D (356 mm x 458 mm) pans or two (2) 12"L x 20"D (305 mm x 508 mm) pans.
- ❑ Kit #4: Three (3) chrome shelves 25"L x 27¾"D (635 mm x 705 mm). Four (4) shelf supports included per shelf (field installed); adjustable on 6" (153 mm) increments. Optional wall mounted shelf support pilasters (field installed) with four (4) shelf clips per shelf available; adjustable on ½" (13 mm) increments (must order at time of cabinet order).
- ❑ Additional kit option components available individually.

PLAN VIEW

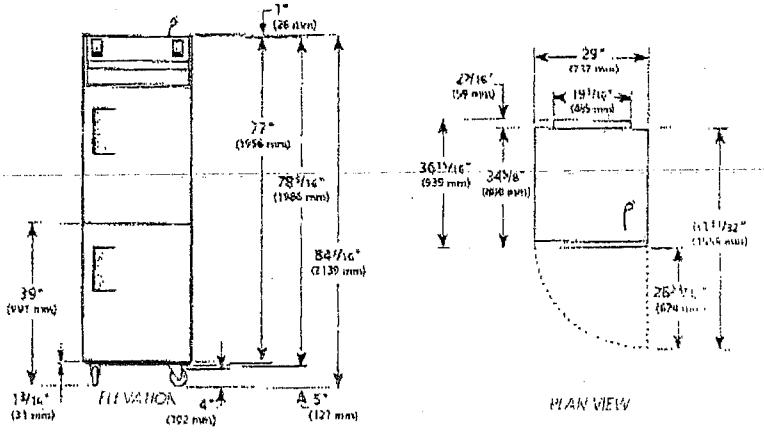

WARRANTY
One year warranty on all parts and labor and an additional 4 year warranty on compressor. (U.S.A. only)

METRIC DIMENSIONS ROUNDED UP TO THE NEAREST WHOLE MILLIMETER

SPECIFICATIONS SUBJECT TO CHANGE WITHOUT NOTICE

KCL	Model	Elevation	Right	Plan	3D	Back
	TA1DT-2HS	TFQH01E	TFQH01S	TFQH01P	TFQH013	

TRUE FOOD SERVICE EQUIPMENT
2001 East Terra Lane • O'Fallon, Missouri 63366 • (636)240-2400 • Fax (636)272-2408 • (800)325-6152 • Intl. Fax# (001)636-272-7546 • www.truemfg.com

FIRST CHRISTIAN CHURCH
Summary Statement of Activities

	December 2011	Percent	Jan. - Dec. 2011	Percent	Jan. - Dec. 2011 Budget	Percent Year to date
Revenues						
Pledges	50,283.83	99.7%	414,145.06	95.1%	444,384.00	93.2%
Prepaid pledges	0.04	0.0%	5,591.67	1.3%	6,100.00	91.7%
Loose offering	102.10	0.0%	3,312.01	0.8%	4,000.00	82.8%
Building use and rental	11.00	0.0%	3,905.75	0.9%	5,000.00	78.1%
Fund raising	-	0.0%	3,517.00		-	-
Fusion income	-	0.0%	321.91		37,500.00	
Interest income	7.80		1,957.11	0.4%	3,500.00	55.9%
Expense reimbursement	26.00		2,915.05		1,600.00	182.2%
Total Revenues	50,430.77	100.0%	435,665.56	100.0%	502,084.00	86.8%
Operating Expenses						
Staff expense	24,421.14	59.9%	330,554.54	64.9%	358,523.78	92.2%
Office expense	1,916.83	4.7%	14,466.17	2.8%	16,200.00	89.3%
Administration	2,371.53	5.8%	33,262.01	6.5%	36,500.00	91.1%
Adult Education	51.50	0.1%	1,091.52	0.2%	1,500.00	72.8%
Children and family ministries	75.75	0.2%	4,242.77	0.8%	5,250.00	80.8%
Music ministry	2,577.78	6.3%	16,100.92	3.2%	15,200.00	105.9%
Worship	61.99	0.2%	1,453.44	0.3%	1,500.00	96.9%
Church growth	-	0.0%	12.95	0.0%	200.00	6.5%
Fellowship ministries	-	0.0%	1,644.43	0.3%	2,000.00	82.2%
Assemblies	-	0.0%	2,468.06	0.5%	2,000.00	123.4%
Communications	48.36	0.1%	1,647.95	0.3%	3,000.00	54.9%
Library/Archives	-	0.0%	145.48	0.0%	300.00	48.5%
Outreach and mission	2,775.91	6.8%	28,087.15	5.5%	32,218.00	87.2%
Youth/campus ministries	19.00	0.0%	477.34	0.1%	2,500.00	19.1%
Leadership training	62.25	0.2%	1,869.19	0.4%	2,300.00	81.3%
Fund raising expenses	-		2,612.40		-	0.0%
Fusion expenses	-		3,653.87		8,000.00	45.7%
Stewardship	6.39	0.0%	3,124.03	0.6%	2,700.00	115.7%
Property	6,358.38	15.6%	62,506.11	12.3%	56,000.00	111.6%
Total expenses	40,746.81	100.0%	509,420.33	100.0%	545,891.78	93.3%
Net Operating Income	9,683.96	(NA)	(73,754.77)	(NA)	(43,807.78)	168.4%
Other Income and Expenses						
Designated funds receipts	117,452.32	(NA)	216,897.82	(NA)		
Designated funds disbursements	8,973.08	(NA)	108,991.89	(NA)		
Endowment income	-	-	7,652.53	-		
Endowment income - change in value	-	-	(26,779.02)	-		
Total Other Income and expenses	108,479.24	(NA)	88,779.44	(NA)		
Net Income	118,163.20	(NA)	15,024.67	(NA)		

First Christian Church
Balance Sheet
As of December 31, 2011

	Dec 31, 11
Equity	
209000 · DESIGNATED FUNDS as of Dec 10	
205017 · Faith Leaders	350.00
205009 · Piano Maintenance	35.00
205131 · COLLEGE GROUP	200.00
205130 · Funeral Receptions	895.49
205129 · New Worship Service	12,041.12
205128 · Winter Shelter	6,689.16
205123 · DISCIPLES WOMEN	41.00
205124 · BOARD MEETING LUNCHEON	93.85
209600 · Campbell House Building	390,000.00
209500 · First Christian Church Building	2,450,000.00
205121 · FACILITIES ASSESSMENT	2,860.66
205002 · PIANO FUND	1,500.00
205003 · CYF	1,195.47
205004 · CHI RHO	410.41
205006 · SUNDAY SCHOOL	2,100.88
205007 · CONCERT FUND	1,642.63
205014 · MISC OFFERING	2,287.60
205015 · MISSION TRIP	961.00
205018 · LIBRARY	689.14
205019 · MEMORIALS	24,112.60
205021 · PERMANENT FUND-TO BE TRANSFERRE	2,700.50
205022 · HYMNAL FUND	460.65
205023 · SR. MINISTER PERMANENT FUND	20,000.00
205024 · MINISTER'S DISCRT FUND	30,102.96
205025 · W & M - WORLD OUTREACH	3,000.00
205026 · W & M - CAPITAL	2,656.02
205028 · CAPITAL BLD FUND	6,569.12
205030 · ANDERSON SCHOLARSHIP	50.00
205034 · OUTREACH SEED FUND	2,713.42
205036 · MISC MISSION	25.00
205038 · THE GATHERING PLACE	2,854.81
205042 · CHRISTMAS OFFERING	5.00
205043 · STEWARDSHIP	219.00
206100 · PERMANENT FUND-INDIANAPOLIS.	220,160.83
Total 209000 · DESIGNATED FUNDS as of Dec 10	3,189,623.32
210000 · Reserve Funds	99,950.24
Net Income	15,024.67
Total Equity	3,304,598.23
TOTAL LIABILITIES & EQUITY	3,325,527.93

First Christian Church
Balance Sheet
As of December 31, 2011

	Dec 31, 11
ASSETS	
Current Assets	
Checking/Savings	
102502 · First Financial - Capital	79,102.92
102500 · First Financial - Checking	152,271.67
105000 · Union Savings Bank	104,899.16
102000 · MONROE COUNTY BANK	30,853.68
104000 · Irwin Union-CD	-104,899.16
Total Checking/Savings	262,228.27
Other Current Assets	
103500 · INSURANCE/PREPAID	2,265.32
109000 · Permanent Fund-Sr. Minister	20,000.00
Total Other Current Assets	22,265.32
Total Current Assets	284,493.59
Fixed Assets	
135000 · Campbell House Building	390,000.00
130000 · First Christian Church Building	2,450,000.00
Total Fixed Assets	2,840,000.00
Other Assets	
110000 · Permanent Fund-Indianapolis	201,034.34
Total Other Assets	201,034.34
TOTAL ASSETS	**3,325,527.93**
LIABILITIES & EQUITY	
Liabilities	
Current Liabilities	
Other Current Liabilities	
204435 · 2012 Prepaid Pledges	13,231.00
202000 · EMPLOYEE HEALTH REIMBURSEMENT	3,066.09
203000 · EMPLOYEE PENSION CONT	3,245.01
240000 · PAYROLL LIABILITIES	
240100 · FIT/FICA Payable	1,140.89
240200 · State & County Payable	246.71
Total 240000 · PAYROLL LIABILITIES	1,387.60
Total Other Current Liabilities	20,929.70
Total Current Liabilities	20,929.70
Total Liabilities	20,929.70

First Christian Church
Supplemental Information
Designated Funds Statement
December 31, 2011

Fund Name	Nov. 30, 2011	Period Change	Dec. 31, 2011
Anderson scholarship	50.00	-	50.00
Board meeting luncheon	93.85	-	93.85
Capital building fund	11,420.99	-	11,420.99
Chi Rho	290.41	-	290.41
College group	200.00	-	200.00
Concert Fund	2,317.63	-	2,317.63
CYF	1,215.47	-	1,215.47
Disciples Women	-	-	-
Faith Leaders	907.59	-	907.59
Funeral Receptions	945.49	-	945.49
Here for Life	17,294.74	90,783.39	108,078.13
Kitchen repairs	(5,000.00)	5,700.00	700.00
Library	7.13	-	7.13
Memorials*	32,195.42	760.00	32,955.42
Minister's discretionary fund	23,136.59	2,950.00	26,086.59
Miscellaneous mission	180.65	-	180.65
Miscellaneous offering	200.96	515.00	715.96
Mission trip	1,486.00	200.00	1,686.00
Monroe Co. United Ministry	-	-	-
New Worship Service	9,149.56	-	9,149.56
Outreach seed fund	2,713.42	-	2,713.42
Pentecost	-	-	-
Permanent fund	2,990.50	2,050.00	5,040.50
Piano fund	231.29	-	231.29
Piano maintenance	35.00	-	35.00
Stewardship	219.00	-	219.00
Sunday school	2,181.34	47.75	2,229.09
The Gathering Place	10.28	20.00	30.28
Thrasher Fund	0.91	-	0.91
W&M-Capital	-	-	-
W&M-World Outreach	3,000.00	-	3,000.00
Week of Compassion	-	-	-
Winter Shelter	1,314.96	158.36	1,473.32
Winter Shelter - Laundry Services		5,294.74	
TOTAL	**108,789.18**	**108,479.24**	**211,973.68**
Permanent fund-Endowment	201,034.34	-	201,034.34
Permanent fund-Sr. Ministers	20,000.00	-	20,000.00
Designated Fund Balance	**329,823.52**	**108,479.24**	**433,008.02**

Jack Hopkins Social Services Funding Application

(11)

Funding Sheet

Lead Agency:

Name: Futures Family Planning Clinic

Is the Lead Agency a 501(c)(3)? ☐ Yes ☒ No | Is this a collaborative project? ☐ Yes ☒ No

Mo Co Health Dept.

Number of Agency Employees: Full-time 2 Part-time 2 Volunteers 1

Address where Project will be facilitated or housed:
338 S. Walnut St Bloomington, IN 47401

Name of Project Administrator: Penny Caudill

Address 119 W. 7th St

Telephone & E-mail 812 349-2068 pcaudill@co.monroe.in.us

Name of other participating agencies, if different from Lead Agency: —

Proposed Project:

Title of Project: STD testing at Futures Family Planning Clinic

Total Cost of Project: $170,775.00

Requested JHSSF Amount: $6,699.00

Other Funds Expected for Project:

Amount	Source	Confirmed or Pending
$219,224.00	Indiana Family Health Council (Title X)	confirmed
$31,260.00	Indiana Family Health Council (TANF)	confirmed
$8,948.00	County Commissioner's community Service Grant	confirmed

Number of Clients Served by this Project in 2012: 1853

Number of City Residents Served by this Project in 2012: 1816

Is this a request for operational costs? ☐ Yes ☒ No

If "yes," is the request for a pilot project or for bridge funding? ☐ Pilot ☐ Bridge

Example:	
Tables:	*5 tables @ $12.00 each*
Chairs:	*20 chairs @ $8.00 each*

Funding Information:

Please note: Due to limited funds, the Committee often recommends partial funding for a program. In the interest of helping the Committee best decide how to distribute funds, please provide an itemized list of program elements, ranked by priority and their costs.

ITEM	COST
406 STD test kits	$6,699.00

Claim Submission Date: *(check one)*

☐ July 2012 – September 2012 ☒ October 2012 – December 2012

☐ Other

Jack Hopkins Social Services Funding Application

Agency Contact Sheet

Lead Agency:

Name: Futures Family Planning CLINIC

Address: 338 S. Walnut St

Bloomington, IN.

Phone & E-Mail: (ph) 812-349-7343 bsturbaum@co.monroe.in.us

Website: Monroe County Health Department

President of Board of Directors: Margaret Joseph Zimmerman

Director Information

Director of Lead Agency: Penny Caudill

Director's Address: 119 W. 7th St

Phone & E-Mail: 812 349-2068 pcaudill@co.monroe.in.us

Presenter Information

Name of Person to Present Application to the Committee: Barb Sturbaum

Address: 338 S. Walnut St

Phone & E-mail: 812 349-7343 bsturbaum@co.monroe.in.us

Grant Writer Information

Name of Grant Writer: Barb Sturbaum

Address: 338 S. Walnut St

Phone & E-Mail: 812 349-7343 bsturbaum@co.monroe.in.us

Please also include:

- The Agency's Mission Statement in Two-Page Application Narrative
- A Simple Program Budget for use of requested funds (please check your math)
- A year-end financial statement that includes fund balances and total revenue & expenditures

WHO ARE WE

The mission of the Monroe County Health Department is to "promote the best achievable scope and quality of health services for the public. The health of every citizen is fundamental to their personal happiness and well-being, and is essential to the security and prosperity of the community, state, and nation."

Speaking to this mission, the Health Department sponsors the Futures Family Planning Clinic. The Futures Clinic is funded solely with federal Title X Family Planning dollars. The clinic's purpose is to provide gynecological exams, sexually transmitted disease (STD) testing and treatment for women and men, birth control education and provision, and pregnancy testing and referrals. Low-cost or free birth control encourages early entry into the health care system. In addition to the gynecological exams and STD testing, patients at Futures Family Planning Clinic are counseled about life-style issues such as tobacco use, obesity, nutrition and exercise and other related health issues. If needed, referrals are made to, and received from, an extensive social service and medical network throughout Monroe County.

Clients are placed on a sliding fee scale with 96% of patients under 150% of poverty (2010 data). Ninety eight percent (98%) of Futures clients are residents of Monroe County.

COMMUNITY PARTNERS

The Futures clinic has an extensive referral network throughout Monroe County. In addition to the standard medical, dental, and other social service providers we refer our patients to, we have a special relationship with the Volunteers in Medicine Clinic (VIM). VIM refers any woman of reproductive age who qualifies for Title X funding to the Futures Clinic. They also refer symptomatic and non-symptomatic patients who need STD testing to us. In return, we refer our low-income patients who qualify for VIM funding to their site. We also are fortunate to have Planned Parenthood refer low-income patients to us who are unable to afford their fees. Futures is the only family planning clinic with a sliding fee scale who serves this particular patient demographic.

STD testing

Both Chlamydia and gonorrhea are sexually transmitted diseases. Untreated, Chlamydia can cause pelvic inflammatory disease (PID), premature births, and can be passed to infants during birth. Untreated gonorrhea in women can cause PID, chronic pelvic pain and a high incidence of ectopic (tubal) pregnancy. Untreated Chlamydia in men causes epididymitis. Disseminated gonorrhea can also cause joint, skin, heart and blood problems. The latest information from the Center for Disease Control (July 7, 2011) warns that "gonorrhea has progressively developed resistance to the antibiotic drugs prescribed to treat it. The emergence of cephalosporin-resistant gonorrhea would significantly complicate our ability to treat gonorrhea successfully..."

The funds for STD testing originate with the Center for Disease Control's Infertility Prevention Project. Those funds go the Indiana State Department of Health and from there to our Grantor, the Indiana Family Health Council. Unfortunately, with a shortfall

of these funds, we have been forced to cut back on the widespread testing we had been providing. Since 2009, we have been given fewer STD test kits, but have seen more positive tests (see graphs below). In 2010, the Futures Clinic tested and treated, or treated as a contact, a full 28% of **all** positive STD tests that were discovered in Monroe County (2010 Disease Intervention Specialist data).

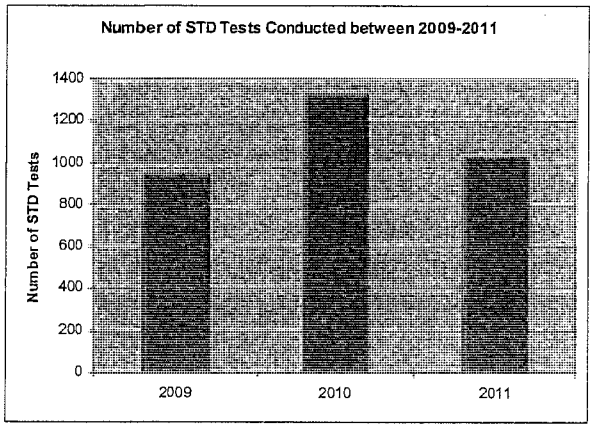

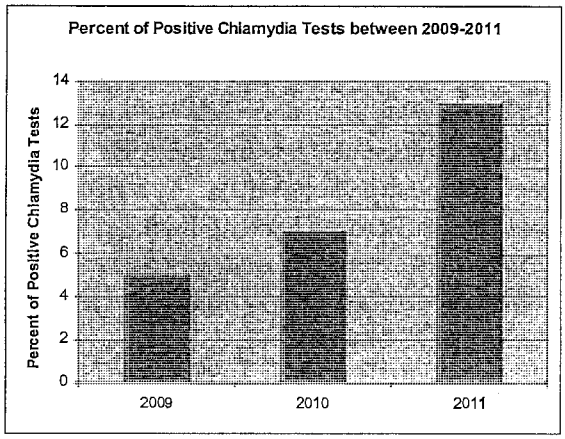

Currently, sexually transmitted disease (STD) testing is included as part of the annual exam for patients (male and female) who are under 25 years old (57% of 2010 Futures patients) when symptoms are present, prior to an IUD insertion, or when a known exposure has occurred. The testing is done at a laboratory and can be done with urine, which has increased the number of men being tested. The CDC notes that "STD screening and treatment is one of the most effective tools available to protect one's health and prevent the spread of STDs to others."

THE NEED

In 2011, we received 550 STD tests at no charge from our funder. In addition, because of our clinic's high positive number of Chlamydia cases we received an addition 150 tests to use solely for women getting pregnancy tests. This year we have been given 629 tests from our funder. Since other Title X projects were cut back on the number of tests they received, we believe this speaks to the need in our clinic.

The tests that we use cost $16.50 per test. Each test kit can detect both Gonorrhea and Chlamydia. We performed 1,035 tests in 2011 with 13% of those being positive for an STD.

THE REQUEST

We are asking for $6,699 to purchase 406 STD test kits. This money would bridge the gap between what we receive from our funder and allow our funds to be used to purchase birth control, medications and other medical supplies.

If there are not enough funds available to grant us the total amount asked for, we would be grateful for any part of the $6,699.

PROGRAM BUDGET

Tests purchased	Amount per test kit	Total budgeted amount
406	$16.50	$6,699.00

MONTHLY REPORT TO DEPARTMENTS

MONROE COUNTY GOVERNMENT

Period Ending Date: December 31, 2011

Fund 0802 FUTURES CLINIC

Department

Account	2011 Appropriated Budget	Net Budget Amendments	2011 Total Amended Budget	Month-to-date Actual	2011 Year-to-date Actual	2011 Budget Balance	Percentage Spent/Received
Fund 0802 FUTURES CLINIC							
Department 000							
Category Not Assigned							
Revenues							
000-6504 Anthem Reimbursement	0.00	0.00	0.00	0.00	0.00	0.00	0.00%
000-6505 Title XX	0.00	0.00	0.00	0.00	0.00	0.00	0.00%
000-6506 Other IFHC Money	0.00	0.00	0.00	0.00	31,260.00	-31,260.00	100.00%
000-6507 John Hopkins Social Svr-Contracepti	0.00	0.00	0.00	0.00	3,000.00	-3,000.00	100.00%
Revenues Total	**0.00**	**0.00**	**0.00**	**0.00**	**34,260.00**	**-34,260.00**	**100.00%**
Not Assigned Acct Cat Total	**0.00**	**0.00**	**0.00**	**0.00**	**34,260.00**	**-34,260.00**	**100.00%**
Category 1 Taxes and Intergovernmental							
Revenues							
000-6501 Title X Contract	0.00	0.00	0.00	20,397.32	115,955.88	-115,955.88	100.00%
000-6502 Collections	0.00	0.00	0.00	1,752.83	16,737.46	-16,737.46	100.00%
000-6503 Auditor of the State	0.00	0.00	0.00	0.00	7,654.18	-7,654.18	100.00%
000-9199 TRANSFER FUNDS INTO FUND	0.00	0.00	0.00	0.00	45,930.63	-45,930.63	100.00%
Revenues Total	**0.00**	**0.00**	**0.00**	**22,150.15**	**186,278.15**	**-186,278.15**	**100.00%**
Expenses							
000-10.0001 Advanced Practice Nurse	0.00	0.00	0.00	0.00	0.00	0.00	0.00%
000-10.0002 Licensed Practical Nurse (LPN)	0.00	33,818.00	33,818.00	3,901.80	29,261.73	4,556.27	86.53%
000-10.0003 Unit Coordinator	0.00	26,439.00	26,439.00	3,049.26	23,191.02	3,247.98	87.72%
000-10.8401 Unemployment Insurance	0.00	0.00	0.00	0.00	0.00	0.00	0.00%
000-11.7601 Longevity	0.00	800.00	800.00	0.00	800.00	0.00	100.00%
000-11.8001 FT Health/Dental/Life (16.65%)	0.00	8,925.00	8,925.00	903.27	5,395.96	3,529.04	60.46%
000-11.8003 FT Unemployment (8.00%)	0.00	3,512.00	3,512.00	46.83	2,629.33	882.67	74.87%
000-11.8101 FICA (7.65%)	0.00	8,647.00	8,647.00	1,116.60	8,379.72	267.28	96.91%

MONTHLY REPORT TO DEPARTMENTS

MONROE COUNTY GOVERNMENT

Period Ending Date: December 31, 2011

Fund 0802 FUTURES CLINIC
Department

Account	2011 Appropriated Budget	Net Budget Amendments	2011 Total Amended Budget	Month-to-date Actual	2011 Year-to-date Actual	2011 Budget Balance	Percentage Spent/Received
000-11.8201 PERF (9.25%)	0.00	7,867.00	7,867.00	660.36	6,999.17	867.83	88.97%
000-12.0001 Advanced Practice Nurse	0.00	64,490.00	64,490.00	7,690.00	56,631.13	7,858.87	87.81%
000-13.8002 PT Unemployment	0.00	902.00	902.00	38.45	-616.82	1,518.82	-68.38%
Expenses Total	**0.00**	**155,400.00**	**155,400.00**	**17,406.57**	**132,671.24**	**22,728.76**	**85.37%**
Personal Services Acct Cat Total	**0.00**	**-155,400.00**	**-155,400.00**	**4,743.58**	**53,606.91**	**-209,006.91**	**-34.50%**
Category 2 Supplies							
Expenses							
000-20.0001 Supplies	0.00	3,165.00	3,165.00	1,556.04	3,164.84	0.16	99.99%
000-20.0005 Uniforms	0.00	1,128.00	1,128.00	0.00	0.00	1,128.00	0.00%
000-20.0008 Personal Health Supplies (Medical)	0.00	7,500.00	7,500.00	3,146.62	7,499.74	0.26	100.00%
000-20.0009 Medications	0.00	2,400.00	2,400.00	271.10	2,276.77	123.23	94.87%
000-20.0010 Public Information Material	0.00	971.00	971.00	796.65	970.68	0.32	99.97%
000-20.0011 Contraceptives	0.00	34,436.00	34,436.00	7,799.76	32,220.59	2,215.41	93.57%
Expenses Total	**0.00**	**49,600.00**	**49,600.00**	**13,570.17**	**46,132.62**	**3,467.38**	**93.01%**
Supplies Acct Cat Total	**0.00**	**49,600.00**	**49,600.00**	**13,570.17**	**46,132.62**	**3,467.38**	**93.01%**
Category 3 Other Services and Charges							
Expenses							
000-30.0002 Enviromental Health (Lab)	0.00	11,000.00	11,000.00	636.00	8,904.95	2,095.05	80.95%
000-30.0003 Postage	0.00	600.00	600.00	0.00	88.00	512.00	14.67%
000-30.0004 Travel Expense	0.00	865.00	865.00	0.00	767.22	97.78	88.70%
000-30.0005 Telephone	0.00	2,165.00	2,165.00	162.88	1,995.68	169.32	92.18%
000-30.0006 Registration/Conf Fees	0.00	316.00	316.00	0.00	316.00	0.00	100.00%
000-30.0007 Insurance (Medical Malpractice)	0.00	9,319.00	9,319.00	9,319.00	9,319.00	0.00	100.00%
000-30.0008 STD Tests	0.00	7,425.00	7,425.00	2,524.50	7,293.00	132.00	98.22%
000-30.0009 Contractual S s	0.00	17,634.00	17,634.(	2,457.92	15,250.32	2,383.68	86.48

MONTHLY REPORT TO DEPARTMENTS

MONROE COUNTY GOVERNMENT

Period Ending Date: December 31, 2011

Fund 0802 FUTURES CLINIC

Department

Account	2011 Appropriated Budget	Net Budget Amendments	2011 Total Amended Budget	Month-to-date Actual	2011 Year-to-date Actual	2011 Budget Balance	Percentage Spent/Received
000-30.0015 Rent	0.00	12,128.00	12,128.00	1,800.00	10,800.00	1,328.00	89.05%
000-30.0016 Clinic Utilities	0.00	3,307.00	3,307.00	269.05	2,967.12	339.88	89.72%
Expenses Total	**0.00**	**64,759.00**	**64,759.00**	**17,169.35**	**57,701.29**	**7,057.71**	**89.10%**
Other Services and Charges Acct Cat Total	**0.00**	**64,759.00**	**64,759.00**	**17,169.35**	**57,701.29**	**7,057.71**	**89.10%**
Category 6 Other Receipts							
Revenues							
000-6500 MISC RECEIPTS	0.00	0.00	0.00	0.00	5,352.93	-5,352.93	100.00%
Revenues Total	**0.00**	**0.00**	**0.00**	**0.00**	**5,352.93**	**-5,352.93**	**100.00%**
Expenses							
000-40.0002 Office Machines	0.00	3,000.00	3,000.00	0.00	0.00	3,000.00	0.00%
000-40.0041 Furniture	0.00	0.00	0.00	0.00	0.00	0.00	0.00%
Expenses Total	**0.00**	**3,000.00**	**3,000.00**	**0.00**	**0.00**	**3,000.00**	**0.00%**
Capital Outlays Acct Cat Total	**0.00**	**-3,000.00**	**-3,000.00**	**0.00**	**5,352.93**	**-8,352.93**	**-178.43%**
Dept Total	**0.00**	**-272,759.00**	**-272,759.00**	**-25,995.94**	**-10,614.07**	**-262,144.93**	**3.89%**
Revenues Total	**0.00**	**0.00**	**0.00**	**22,150.15**	**225,891.08**	**-225,891.08**	**100.00%**
Expenses Fund Total	**0.00**	**272,759.00**	**272,759.00**	**48,146.09**	**236,505.15**	**36,253.85**	**86.71%**
Net (Rev/Exp)	**0.00**	**-272,759.00**	**-272,759.00**	**-25,995.94**	**-10,614.07**	**-262,144.93**	

Beginning/Adjusted Balance		YTD Revenues		YTD Expenses		Current Fund Balance
0.00	+	225,891.08	-	236,505.15	=	-10,614.07

Grand Total for Revenues	**0.00**	**0.00**	**0.00**	**22,150.15**	**225,891.08**	**-225,891.08**	**100.00%**
Grand Total for Expenses	**0.00**	**272,759.00**	**272,759.00**	**48,146.09**	**236,505.15**	**36,253.85**	**86.71%**
Grand Total Net Rev/Exp	**0.00**	**-272,759.00**	**-272,759.00**	**-25,995.94**	**-10,614.07**	**-262,144.93**	

Parameters:

Operator: JENN *Period Ending Date: December 31, 2011* *Fund Range: 0802 - 0802*

MONTHLY REPORT TO DEPARTMENTS

MONROE COUNTY GOVERNMENT

Period Ending Date: December 31, 2011

Fund 0801 HEALTH
Department

Account	2011 Appropriated Budget	Net Budget Amendments	2011 Total Amended Budget	Month-to-date Actual	2011 Year-to-date Actual	2011 Budget Balance	Percentage Spent/Received
Fund 0801 HEALTH							
Department 000							
Category Not Assigned							
Revenues							
000-6501 HIV GRANT	0.00	0.00	0.00	0.00	0.00	0.00	0.00%
000-6502 STD GRANT	0.00	0.00	0.00	3,574.50	50,900.90	-50,900.90	100.00%
000-6511 WEST NILE GRANT	0.00	0.00	0.00	0.00	0.00	0.00	0.00%
000-6513 Death Cert from St	0.00	0.00	0.00	0.00	487.50	-487.50	100.00%
Revenues Total	**0.00**	**0.00**	**0.00**	**3,574.50**	**51,388.40**	**-51,388.40**	**100.00%**
Expenses							
000-20.0001 GENERAL SUPPLIES	5,800.00	500.00	6,300.00	1,868.49	6,091.66	208.34	96.69%
000-20.0005 UNIFORMS/CLEAN & PURCHASE	400.00	480.00	880.00	479.93	875.43	4.57	99.48%
000-40.0002 OFFICE MACHINES	0.00	0.00	0.00	0.00	0.00	0.00	0.00%
000-90.9001 UNAPPROPRIATED EXPENSE	0.00	0.00	0.00	0.00	0.00	0.00	0.00%
Expenses Total	**6,200.00**	**980.00**	**7,180.00**	**2,348.42**	**6,967.09**	**212.91**	**97.03%**
Not Assigned Acct Cat Total	**-6,200.00**	**-980.00**	**-7,180.00**	**1,226.08**	**44,421.31**	**-51,601.31**	**-618.68%**
Category 1 Taxes and Intergovernmental							
Revenues							
000-0100 PROPERTY TAX	0.00	513,981.00	513,981.00	227,393.62	522,655.78	-8,674.78	101.69%
000-0201 FIT	0.00	2,351.00	2,351.00	3,163.29	6,326.58	-3,975.58	269.10%
000-0202 EXCISE TAX	0.00	34,899.00	34,899.00	16,246.05	34,510.25	388.75	98.89%
000-0217 CVET	0.00	3,892.00	3,892.00	1,956.47	3,912.94	-20.94	100.54%
000-9199 Transfer Into	0.00	0.00	0.00	0.00	0.00	0.00	0.00%
Revenues Total	**0.00**	**555,123.00**	**555,123.00**	**248,759.43**	**567,405.55**	**-12,282.55**	**102.21%**
Expenses							
000-10.0001 Health Commissioner	19,387.00	0.00	19,387.00	2,236.95	19,375.87	11.13	99.94%
000-10.0002 Administrator	53,778.00	0.00	53,778.(	6,205.14	53,747.32	30.68	99.94

MONROE COUNTY GOVERNMENT

Period Ending Date: December 31, 2011

Fund 0801 HEALTH

Department

Account	2011 Appropriated Budget	Net Budget Amendments	2011 Total Amended Budget	Month-to-date Actual	2011 Year-to-date Actual	2011 Budget Balance	Percentage Spent/Received
000-10.0003 Registrar	27,769.00	0.00	27,769.00	3,204.12	27,753.23	15.77	99.94%
000-10.0004 Assistant Vital Statistics Reg.	23,275.00	0.00	23,275.00	2,828.19	23,133.90	141.10	99.39%
000-10.0005 Assistant Vital Statistics Reg.	25,746.00	0.00	25,746.00	2,970.69	25,708.14	37.86	99.85%
000-10.0006 SANITARIANS 9	0.00	0.00	0.00	0.00	0.00	0.00	0.00%
000-10.0007 Dis. Inter. Spec./Prog. Coordinator	32,497.00	0.00	32,497.00	3,748.50	33,293.66	-796.66	102.45%
000-10.0008 Disease Intervention Spec. Asst.	0.00	0.00	0.00	0.00	0.00	0.00	0.00%
000-10.0009 Waste Water Sanitarian	35,994.00	0.00	35,994.00	4,153.15	35,973.51	20.49	99.94%
000-10.0010 Waste Water Sanitarian	38,189.00	0.00	38,189.00	4,406.43	38,167.33	21.67	99.94%
000-10.0011 Environmental Health Specialist	35,994.00	0.00	35,994.00	4,153.15	35,973.52	20.48	99.94%
000-10.0012 Health Ed/Gen Sanitarian Deputy	45,894.00	0.00	45,894.00	5,295.45	45,867.81	26.19	99.94%
000-10.0013 Food Sanitarian	35,994.00	0.00	35,994.00	4,153.14	35,973.42	20.58	99.94%
000-10.0014 Food Sanitarian	35,994.00	0.00	35,994.00	4,153.14	35,973.42	20.58	99.94%
000-10.0015 Waste Water Soil Scientist	21,214.00	0.00	21,214.00	2,447.76	21,201.85	12.15	99.94%
000-10.0016 Chief Food Sanitarian	38,189.00	0.00	38,189.00	4,406.43	38,167.33	21.67	99.94%
000-10.0017 Sr. Environmental Health Specialist	42,615.00	0.00	42,615.00	4,918.20	37,529.83	5,085.17	88.07%
000-10.0018 Public Health Coordinator	0.00	0.00	0.00	0.00	0.00	0.00	0.00%
000-10.7361 Registration & Conference Fees	0.00	0.00	0.00	0.00	0.00	0.00	0.00%
000-10.8301 Health Insurance	0.00	0.00	0.00	0.00	0.00	0.00	0.00%
000-10.8401 Unemployment Insurance	0.00	0.00	0.00	0.00	0.00	0.00	0.00%
000-11.7601 Longevity	11,000.00	0.00	11,000.00	1,800.00	10,600.00	400.00	96.36%
000-11.8001 FT Health/Dental/Life	116,088.00	0.00	116,088.00	12,529.01	107,224.63	8,863.37	92.36%
000-11.8003 FT Unemployment	6,150.00	0.00	6,150.00	684.48	5,861.23	288.77	95.30%

MONTHLY REPORT TO DEPARTMENTS

MONROE COUNTY GOVERNMENT

Period Ending Date: December 31, 2011

Fund 0801 HEALTH
Department

Account	2011 Appropriated Budget	Net Budget Amendments	2011 Total Amended Budget	Month-to-date Actual	2011 Year-to-date Actual	2011 Budget Balance	Percentage Spent/Received
000-11.8101 FICA	39,890.00	0.00	39,890.00	4,503.44	36,764.48	3,125.52	92.16%
000-11.8201 PERF	48,690.00	0.00	48,690.00	5,398.97	46,229.42	2,460.58	94.95%
000-12.7001 Health Board	2,800.00	0.00	2,800.00	2,400.00	2,400.00	400.00	85.71%
000-12.7801 PT Hourly	6,000.00	0.00	6,000.00	0.00	0.00	6,000.00	0.00%
000-12.7802 Hourly	0.00	0.00	0.00	0.00	0.00	0.00	0.00%
000-13.8002 PT Unemployment	595.00	0.00	595.00	0.00	0.00	595.00	0.00%
Expenses Total	**743,742.00**	**0.00**	**743,742.00**	**86,596.34**	**716,919.90**	**26,822.10**	**96.39%**
Personal Services Acct Cat Total	**-743,742.00**	**555,123.00**	**-188,619.00**	**162,163.09**	**-149,514.35**	**-39,104.65**	**79.27%**
Category 2 Supplies							
Expenses							
000-20.0002 FUEL & LUBRICANT	500.00	-500.00	0.00	0.00	0.00	0.00	0.00%
000-20.0004 REPAIRS & MAINT EQUIPMENT	0.00	0.00	0.00	0.00	0.00	0.00	0.00%
000-20.0006 OWH Grant Supplies	0.00	0.00	0.00	0.00	0.00	0.00	0.00%
000-20.0008 PERSONAL HEALTH SUPPLIES	2,000.00	0.00	2,000.00	995.55	1,995.55	4.45	99.78%
000-20.0010 EDUCATION & PUBLIC INFO	7,500.00	866.24	8,366.24	228.95	2,363.93	6,002.31	28.26%
000-20.0011 ENVIRONMENTAL HEALTH	3,000.00	-480.00	2,520.00	351.09	1,525.38	994.62	60.53%
000-20.0012 PHOTOGRAPHIC & FINISHING	150.00	0.00	150.00	0.00	0.00	150.00	0.00%
000-20.0100 Gasoline	4,365.00	0.00	4,365.00	189.45	3,904.52	460.48	89.45%
000-30.0013 COMPUTER SOFTWARE	0.00	0.00	0.00	0.00	0.00	0.00	0.00%
Expenses Total	**17,515.00**	**-113.76**	**17,401.24**	**1,765.04**	**9,789.38**	**7,611.86**	**56.26%**
Supplies Acct Cat Total	**17,515.00**	**-113.76**	**17,401.24**	**1,765.04**	**9,789.38**	**7,611.86**	**56.26%**
Category 3 Charges for Services							
Revenues							
000-6514 VaxCare Revenue	0.00	0.00	0.00	0.00	0.00	0.00	0.00%
Revenues Total	**0.00**	**0.00**	**0.00**	**0.00**	**0.00**	**0.00**	**0.00%**
Expenses							

MONROE COUNTY GOVERNMENT
Period Ending Date: December 31, 2011

Fund 0801 HEALTH
Department

Account	2011 Appropriated Budget	Net Budget Amendments	2011 Total Amended Budget	Month-to-date Actual	2011 Year-to-date Actual	2011 Budget Balance	Percentage Spent/Received
000-30.0001 PERSONAL HEALTH CARE	153,000.00	-1,000.00	152,000.00	36,999.99	148,120.93	3,879.07	97.45%
000-30.0002 ENVIRONMENTAL HEALTH CARE	800.00	0.00	800.00	408.48	458.48	341.52	57.31%
000-30.0003 POSTAGE & FREIGHT	7,000.00	-1,600.00	5,400.00	3,000.00	5,371.89	28.11	99.48%
000-30.0004 TRAVEL EXPENSE	4,000.00	4,748.80	8,748.80	1,180.32	8,605.03	143.77	98.36%
000-30.0005 TELEPHONE	3,000.00	-1,000.00	2,000.00	253.39	1,354.02	645.98	67.70%
000-30.0006 PRINTING	3,200.00	300.00	3,500.00	0.00	3,435.63	64.37	98.16%
000-30.0007 OFFICIAL BONDS	450.00	0.00	450.00	0.00	106.12	343.88	23.58%
000-30.0008 LEASES, EQUIP & FAC	6,900.00	0.00	6,900.00	1,740.00	5,695.00	1,205.00	82.54%
000-30.0010 Assessment	0.00	0.00	0.00	0.00	0.00	0.00	0.00%
000-30.0011 OWH Grant Services	0.00	0.00	0.00	0.00	0.00	0.00	0.00%
000-30.0012 REFUNDS	1,200.00	0.00	1,200.00	0.00	0.00	1,200.00	0.00%
000-30.0014 Registration/Conf Fees	4,000.00	-1,000.00	3,000.00	366.10	2,905.25	94.75	96.84%
000-30.0015 Repairs & Maint	1,700.00	0.00	1,700.00	0.00	137.45	1,562.55	8.09%
000-30.0100 Vehicle Maint	1,500.00	0.00	1,500.00	0.00	1,274.02	225.98	84.93%
000-30.0200 VaxCare	0.00	0.00	0.00	0.00	0.00	0.00	0.00%
Expenses Total	**186,750.00**	**448.80**	**187,198.80**	**43,948.28**	**177,463.82**	**9,734.98**	**94.80%**
Other Services and Charges Acct Cat Total	**-186,750.00**	**-448.80**	**-187,198.80**	**-43,948.28**	**-177,463.82**	**-9,734.98**	**94.80%**
Category 4 Fines, Forfeitures, and Fees							
Revenues							
000-6503 HEALTH DEPT FEES	0.00	365,000.00	365,000.00	13,609.27	381,099.90	-16,099.90	104.41%
000-6504 IN Public Health Assoc	0.00	0.00	0.00	0.00	0.00	0.00	0.00%
000-6505 Legal Fees fr Mon Co Clerk	0.00	0.00	0.00	0.00	0.00	0.00	0.00%
000-6512 2 Yr Old Checks	0.00	0.00	0.00	0.00	738.80	-738.80	100.00%

MONTHLY REPORT TO DEPARTMENTS

MONROE COUNTY GOVERNMENT

Period Ending Date: December 31, 2011

Fund 0801 HEALTH
Department

Account	2011 Appropriated Budget	Net Budget Amendments	2011 Total Amended Budget	Month-to-date Actual	2011 Year-to-date Actual	2011 Budget Balance	Percentage Spent/Received
Revenues Total	0.00	365,000.00	365,000.00	13,609.27	381,838.70	-16,838.70	104.61%
Fines, Forfeitures, and Fees Acct Cat Total	0.00	365,000.00	365,000.00	13,609.27	381,838.70	-16,838.70	104.61%
Category 5 Debt Service							
Expenses							
000-20.0003 OTHER AUTOMOTIVE	0.00	0.00	0.00	0.00	0.00	0.00	0.00%
Expenses Total	0.00	0.00	0.00	0.00	0.00	0.00	0.00%
Debt Service Acct Cat Total	0.00	0.00	0.00	0.00	0.00	0.00	0.00%
Category 6 Other Receipts							
Revenues							
000-6500 MISC. RECEIPTS	0.00	67,316.00	67,316.00	0.00	0.00	67,316.00	0.00%
Revenues Total	0.00	67,316.00	67,316.00	0.00	0.00	67,316.00	0.00%
Expenses							
000-30.0009 I.U. CONTRACTUAL SERVICES	200.00	-200.00	0.00	0.00	0.00	0.00	0.00%
000-40.0001 FURNITURE & EQUIP	0.00	0.00	0.00	0.00	0.00	0.00	0.00%
000-40.0003 VEHICLES/TRUCKS	0.00	0.00	0.00	0.00	0.00	0.00	0.00%
000-60.0001 Transfer-From	0.00	0.00	0.00	0.00	0.00	0.00	0.00%
Expenses Total	200.00	-200.00	0.00	0.00	0.00	0.00	0.00%
Capital Outlays Acct Cat Total	-200.00	67,516.00	67,316.00	0.00	0.00	67,316.00	0.00%
Dept Total	-954,407.00	986,323.96	31,916.96	131,285.12	89,492.46	-57,575.50	280.39%
Revenues Total	0.00	987,439.00	987,439.00	265,943.20	1,000,632.65	-13,193.65	101.34%
Expenses Fund Total	954,407.00	1,115.04	955,522.04	134,658.08	911,140.19	44,381.85	95.36%
Net (Rev/Exp)	-954,407.00	986,323.96	31,916.96	131,285.12	89,492.46	-57,575.50	

Beginning/Adjusted Balance		YTD Revenues		YTD Expenses		Current Fund Balance
284,247.70	+	1,000,632.65	-	911,140.19	=	373,740.16

Grand Total for Revenues	0.00	987,439.00	987,439.00	265,943.20	1,000,632.65	-13,193.65	101.34%
Grand Total for Expenses	954,407.00	1,115.04	955,522.04	134,658.08	911,140.19	44,381.85	95.36%
Grand Total Net Rev/Exp	-954,407.00	986,323.96	31,916.96	131,285.12	89,492.46	-57,575.50	

Parameters:

Operator: JENN *Period Ending Date: December 31, 2011* *Fu... nge: 0801 - 0801*

Jack Hopkins Social Services Funding Application (12)

Funding Sheet

Lead Agency:

ne Genesis Church

Is the Lead Agency a 501(c)(3)? ■ Yes ☐ No | Is this a collaborative project? ☐ Yes ■ No

Number of Agency Employees: Full-time 4 Part-time 2 Volunteers 150+

Address where Project will be facilitated or housed:
Genesis Church, 801 E State Road 45/46 Bypass, Bloomington, 47408-1413

Name of Project Administrator: Rev. N. David Woodcock

Address 801 E State Road 45/46 Bypass, Bloomington, 47408-1413

Telephone & E-mail 812-336-5757, david@igenesischurch.com

Name of other participating agencies, if different from Lead Agency: N/A

Proposed Project:

Title of Project: Genesis House

Total Cost of Project: $39,408

Requested JHSSF Amount: ~~$36,408~~

Other Funds Expected for Project:

Amount	Source	Confirmed or Pending
500 ~~$2,500~~	5K Fundraiser	Pending

Number of Clients Served by this Project in 2012: Approximately 200, based on 185 served in 2011

Number of City Residents Served by this Project in 2012: ~150 (we did not track this statistic last year)

Is this a request for operational costs? ■ Yes ☐ No

If "yes," is the request for a pilot project or for bridge funding? ■ Pilot ☐ Bridge

Example:
Tables: *5 tables @ $12.00 each*
Chairs: *20 chairs @ $8.00 each*

Funding Information:

Please note: Due to limited funds, the Committee often recommends partial funding for a program. In the interest of helping the Committee best decide how to distribute funds, please provide an itemized list of program elements, ranked by priority and their costs.

ITEM	COST
Priority 1 Request: Fund the overnight staff and their manager	$21,176
Priority 2 Request: Fund the overnight staff	$14,640
Priority 3 Request: Fund the operations budget, freeing up funds for overnight staff	$10,004
Priority 4 Request: Fund the transportation budget, freeing up funds for the overnight staff	$5,229

See summary for clarification

Claim Submission Date: *(check one)*

☐ July 2012 – September 2012 ☐ October 2012 – December 2012

☑ Other - July 2012- October 2012

Jack Hopkins Social Services Funding Application

Agency Contact Sheet

Lead Agency:

Name: Genesis Church

Address: 801 E State Road 45/46 Bypass
Bloomington, IN 47408-1413

Phone & E-Mail: 812-336-5757, david@igenesischurch.com

Website: http://www.igenesischurch.com

President of Board of Directors: Rev. N. David Woodcock

Director Information

Director of Lead Agency: Rev. N. David Woodcock

Director's Address: 801 E State Road 45/46 Bypass, Bloomington, IN 47408-1413

Phone & E-Mail: 812-336-5757, david@igenesischurch.com

Presenter Information

Name of Person to Present Application to the Committee: Kurt Buehler, Treasurer

Address: 1580 E Whisnand Rd, Bloomington, IN 47408

Phone & E-mail: 812-320-1423, kurtbuehler@comcast.net

Grant Writer Information

Name of Grant Writer: Jackie Strange

Address: 411 S Sale St. #22, Ellettsville, IN 47429

Phone & E-Mail: 812-327-1947, jkstrange58@gmail.com

Please also include:

- The Agency's Mission Statement in Two-Page Application Narrative
- A Simple Program Budget for use of requested funds (please check your math)
- A year-end financial statement that includes fund balances and total revenue & expenditures

Grant Application for Genesis House project, Submitted by Genesis Church to Jack Hopkins Social Services Funding Committee, April 9, 2012

PROJECT MISSION

Within the past few years, the leadership of Genesis Church has become increasingly aware of the issue of homelessness in the city of Bloomington. At the request of various religious leaders and service providers in the community, the Genesis House project was formed in the spring of 2010 in response to the city's need for a low-barrier homeless shelter during the late spring, summer, and early fall months. In that year, the shelter housed an average of 29 guests a night for 146 consecutive nights. In 2011, Genesis House continued to provide shelter to the homeless in our community, with an average of 38 guests a night over 205 consecutive nights. Genesis House exists to provide a safe environment for the homeless community of Bloomington that they may find rest every night.

ADDRESSED NEED

The Service Community Assessment of Needs (SCAN) report highlights the city's need for an emergency shelter for reasons including natural disaster or fire, family crisis, and homelessness. The Genesis house is specifically designed as a low-barrier emergency shelter for those experiencing homelessness. In the city of Bloomington, the Interfaith Winter Shelter is the only low-barrier shelter, operating from November through March, and in 2011, Genesis House was the only operating low-barrier shelter in existence from April 10th through October 31st. In 2009, it was found that there were 233 homeless individuals in the city, 59 of which were living outside of the context of a shelter (Bloomington Department of Housing and Neighborhood Development, 2010). Mental illness, substance dependence, physical illness, and criminal involvement are all often interconnected with homelessness, as both risk factors and consequences, and the lack of support from either family or social services has been shown to exacerbate these risks and effects (Schutt, 1992, p. 6, 20). In order to provide support for the homeless population experiencing substance dependence and criminal involvement, Genesis House guests will not be screened for daily use of drugs and alcohol nor will background checks be conducted as requirements for nightly stay. Genesis House has put the defined low-barrier provisions in place with the intent of relieving the current stressors caused by these particular risks and consequences associated with homelessness.

Works Cited

Bloomington Department of Housing and Neighborhood Development, (2010). *Consolidated Five Year Plan.* Bloomington, IN: U.S. Department of Housing and Urban Development.

Schutt, R. K. (1992). *Responding to the Homeless: Policy and Practice.* New York: Plenum.

PROJECT DESCRIPTION

The Genesis House is located on the grounds of Genesis Church, at 801 E. State Road 45/46 Bypass. Possession and/or consumption of all drugs and alcohol are explicitly prohibited on the shelter grounds or property. All guest medications and prescriptions must be turned in upon arrival and shelter volunteer staff will monitor access to all medicine to ensure guest safety. Tobacco use will be permitted on the grounds, but only in the designated space away from the guest resting area. Guests of the shelter must be 18 years or older. For first stay at the shelter, guests must sign a liability waiver at registration. Upon check-in each evening, guests will be scanned by a metal detector and will be required to check all bags; to be stored out of reach for safe keeping and returned to respective guests the following morning.

During each open day of operation, guest registration at the Genesis House will begin at 8:00pm and will remain open until 9:30pm. At registration, each guest will be assigned a number which will designate their respective checked bags and also their bed for the evening. A light snack and coffee will be provided for the guests upon arrival. Light's out will begin at 10:30pm and all guests will be awakened at 7am the following morning. Coffee and another light snack will be provided to guests in the morning before departure. All guests must leave the grounds by 8am.

Bus transportation between Genesis House and a to-be-defined downtown location will take place twice in the evening. Shelter staff will seek the advice of city and police officials to determine the best location for bus pick-up. Bus transportation will take place twice each morning to the Shalom Community Center. Evening pick-up hours are 8:30pm and 8:45pm and morning drop-off hours are 7:30am and 7:45am.

In addition to a bed for the night and transportation, each guest will also be welcome to receive any secondary accommodation of the Genesis House as they are made available. These amenities may include necessary toiletries, clothing, book exchange, and any additional supplies that may be needed in order to support living. Absolutely no expectations will be placed upon guests besides resting in their assigned bed and following the rules which clearly state the necessity of showing respect to others. The Genesis House project was created with the simple goal of providing basic physical needs for the designated community of individuals living in homelessness. Guests who have expressed interest in receiving any additional spiritual or emotional provisions may seek out volunteers and Genesis Church staff, but these services will not be endorsed nor will they be considered a part of the Genesis House project.

In 2011, this project took approximately 150 volunteers to operate. As of April 9, we have 35 trained volunteers. We continue to attempt methods of recruitment, but are falling short of the number needed to operate the shelter. In discussion with Interfaith Winter Shelter staff and directors, it has become obvious that the volunteer corps has also decreased for them and that this is a systematic issue. Therefore, **we propose to pilot the use of overnight staff to monitor the guests thus greatly relieving the need for volunteers. Without pilot funding, we will likely not be able to operate through the season.**

FOLLOW-ON FUNDING

Genesis Church will continue to work with the South Central Housing Network as well as more directly with the Shalom Center and the Interfaith Winter Shelter to find a way to replace our current low-barrier sheltering system with a more workable sustainable model that includes not only sheltering, but permanent supportive housing and other suitable methods of reducing the demand on the sheltering systems. Assuming success of the proposed pilot project, Genesis House will seek to find funding for the overnight staff into the future, perhaps in conjunction with our low-barrier sheltering partners.

BUDGET JUSTIFICATION

The full budget needs for the continuation of the Genesis House project were derived from 205 consecutive nights of operation in 2011. The Genesis House requires **$39,408** in order to operate from April 16th through October 15th, 2012.

Pilot Funds Request: Shelter Staff: After completion of two years of shelter operation we are seeing a considerable decline in the number of willing volunteers which forces a need for dedicated shelter staff in some positions to continue operation. In order to ensure that the shelter is operating in a safe and healthy manner, we are proposing to man the overnight monitor positions with paid staff, as there are few volunteers who are able to fill these time slots on an ongoing basis. There also exists a great need for an operations director who will schedule and manage the overnight staff, as well as obtain, retain, schedule, and instruct volunteers and oversee all elements of the shelter project. This position will be part-time and will cost $6,536 for the duration of the project. The overnight positions will cover 8 hours each night and will be reimbursed at $10 per hour, for a total cost of $14,640. Total cost for the shelter staff pilot is $21,176.

Other Budget Elements:

Transportation: Genesis Church has designated its bus to this project. The approximate cost of gas is $3,921, with an additional $1,307 designated for ongoing maintenance and repairs. Total cost for transportation is $5,229.

Food/Drink/Supplies: Coffee and light snacks will be provided to the guests each evening upon arrival, as well as in the morning before departure. Paper and plastic wear, coffee, condiment supplies, etc. are essential for these snack provisions. Total cost of snacks, coffee, and miscellaneous supplies is $5,429.

Port-O-Lets: As the Genesis House is an outdoor shelter, there are not permanent restroom facilities available to guests. Portable toilets have been used successfully for the past two seasons and are will be used again this year. Total cost is $1,950.

Building: Due to ongoing weather issues, it was determined that it would be best to install a garage door on the East end of the current shelter structure. This improvement will allow for better protection from the elements during storms, but also allow for additional ventilation during extreme heat waves. The total cost of materials and labor for the garage door is $2,000.

Cleaning: Each cot's bedding is washed once a week and the entire shelter is deep cleaned multiple times a week in order to keep a healthy environment for guests. The total cost all laundry and cleaning supplies is $600.

IN-KIND & MONETARY DONATIONS

In 2011, Genesis House received an $11,000 award from the Jack Hopkins Social Services Grant, monetary donations of $11,938 from individuals, $2,170 from a banquet fundraiser, and $1,792 from a 5K fundraiser. Genesis Church provided an additional $10,015 towards the direct costs of this project. The total direct cost of the project for 2011 was $36,915, however, some additional supply and utilities costs were not tracked separately from regular church operations.

A 5k run/walk fundraiser is planned again to help raise funds for the project and community awareness of the issue of homelessness in Bloomington.

CONCLUSION

The Genesis House project meets the defined need of the City of Bloomington by providing nightly shelter for those who are homeless and especially for those individuals experiencing homelessness due to substance dependence and criminal involvement. The project was created with the intent of helping the city through service. By meeting the physical need of shelter for unsheltered individuals, the Genesis Project has joined with the vision of the city of Bloomington to see the community's continued growth in being a healthy and safe environment for all of its residents.

This issue of volunteer recruitment and retention remains a huge issue, however. Through this pilot activity, we intend to demonstrate that a combination of overnight staff and volunteers can lead to sustainable and workable shelter operations.

Budget Request for Genesis House project, Submitted by Genesis Church to Jack Hopkins Social Services Funding Committee. April 9, 2012

Genesis House Funds Request for 2012 In context with full budget	Full Budget	Priority 1 Request	Priority 2 Request	Priority 3 Request	Priority 4 Request
Shelter Improvements					
Close off end	$2,000				
Total Shelter Improvements	$2,000				
Shelter Fundraisers					
5K	$1,000				
Total Shelter Fundraisers	$1,000				
Shelter Transportation					
Fuel	$3,921				$3,921
Bus Repairs	$1,307				$1,307
Total Shelter Transportation	$5,229				$5,229
Scheduling Volunteers Comp.					
Coordinator	$6,536	$6,536			
Total Scheduling Volunteers Comp.	$6,536	$6,536			
Shelter Labor Compensation					
Overnight Staff #1 - 3 nights/week	$6,274	$6,274	$6,274		
Overnight Staff #2 - 2 nights/week	$4,183	$4,183	$4,183		
Overnight Staff #3- 2 nights/week	$4,183	$4,183	$4,183		
Total Shelter Labor Compensation	$14,640	$14,640	$14,640		
Genesis Shelter Operations - Other					
Supplies				~~$3,921~~	$5429
Port-o-Lets				~~$1,307~~	1961
Miscellaneous				$5,229	2614
Total Genesis Shelter Operations - Other				$10,004	10004
Totals	$39,408	$21,176	$14,640	$10,004	$5,229

Priority 1 Request: Fund the overnight staff and their manager

Priority 2 Request: Fund the overnight staff

Priority 3 Request: Fund the operations budget, freeing up funds for overnight staff

Priority 4 Request: Fund the transportation budget, freeing up funds for the overnight staff

2012 Genesis House Budget

	Pre-open	April	May	June	July	August	September	October	TOTAL
Weeks in month		2	4	4	5	4	5	2.14	**24**
Dates		4/16-4/29	4/30-5/27	5/28-6/24	6/26-7/29	7/30-8/26	8/27-9/30	9/25-10/15	
4175 — Shelter Improvements									
Close off end	$ 2,000								**$ 2,000**
Total 4175 — Shelter Improvements	**$ 2,000**	**$ -**	**$ -**	**$ -**	**$ -**	**$ -**	**$ -**	**$ -**	**$ 2,000**
4176 — Shelter Fundraisers									
5K	$ -	$ -	$ -	$ 1,000	$ -	$ -	$ -	$ -	**$ 1,000**
Total 4176 — Shelter Fundraisers	**$ -**	**$ -**	**$ -**	**$ 1,000**	**$ -**	**$ -**	**$ -**	**$ -**	**$ 1,000**
4177 — Shelter Fuel									
Fuel		$ 300	$ 600	$ 600	$ 750	$ 600	$ 750	$ 321	**$ 3,921**
Bus Repairs		$ 100	$ 200	$ 200	$ 250	$ 200	$ 250	$ 107	**$ 1,307**
Total 4177 — Shelter Fuel		**$ 400**	**$ 800**	**$ 800**	**$ 1,000**	**$ 800**	**$ 1,000**	**$ 429**	**$ 5,229**
4179 — Scheduling Volunteers Comp.									
Coordinator		$ 500	$ 1,000	$ 1,000	$ 1,250	$ 1,000	$ 1,250	$ 536	**$ 6,536**
Total 4179 — Scheduling Volunteers Comp.		**$ 500**	**$ 1,000**	**$ 1,000**	**$ 1,250**	**$ 1,000**	**$ 1,250**	**$ 536**	**$ 6,536**
4180 — Shelter Labor Compensation									
Overnight Staff #1 - 3 nights/week		$ 480	$ 960	$ 960	$ 1,200	$ 960	$ 1,200	$ 514	**$ 6,274**
Overnight Staff #2 - 2 nights/week		$ 320	$ 640	$ 640	$ 800	$ 640	$ 800	$ 343	**$ 4,183**
Overnight Staff #3- 2 nights/week		$ 320	$ 640	$ 640	$ 800	$ 640	$ 800	$ 343	**$ 4,183**
									$ -
Total 4180 — Shelter Labor Compensation		**$ 1,120**	**$ 2,240**	**$ 2,240**	**$ 2,800**	**$ 2,240**	**$ 2,800**	**$ 1,200**	**$14,640**
4172 — Genesis Shelter Operations - Other									
Supplies	$ 200	$ 400	$ 800	$ 800	$ 1,000	$ 800	$ 1,000	$ 429	**$ 5,429**
Port-o-Lets	$ -	$ 150	$ 300	$ 300	$ 375	$ 300	$ 375	$ 161	**$ 1,961**
Miscellaneous	$ -	$ 200	$ 400	$ 400	$ 500	$ 400	$ 500	$ 214	**$ 2,614**
Total 4172 — Genesis Shelter Operations - Other	**$ 200**	**$ 750**	**$ 1,500**	**$ 1,500**	**$ 1,875**	**$ 1,500**	**$ 1,875**	**$ 804**	**$10,004**
Shelter Total	**$ 2,200**	**$ 2,770**	**$ 5,540**	**$ 6,540**	**$ 6,925**	**$ 5,540**	**$ 6,925**	**$ 2,968**	**$39,408**

Genesis Church
Balance Sheet Standard
As of December 31, 2011

	Dec 31, '11
ASSETS	
Current Assets	
Checking/Savings	
1010 — Old National Bank - operating	4,942.21
1020 — Old National Bank - savings	1,692.59
1022 — Old National-designated savings	2,902.39
1030 — PayPal Account	-684.50
1040 — Petty cash	1,301.30
Total Checking/Savings	10,153.99
Other Current Assets	
1080 — Neal Strange	13.04
1085 — George Ellingwood - RIG	3,756.64
1090 — N. David Woodcock	3,183.66
1095 — Tim Woodcock	-130.00
1099 — Maureen Woodcock	-2.00
1305 — Alanar - Maryland Investment	20,637.83
Total Other Current Assets	27,459.17
Total Current Assets	37,613.16
Fixed Assets	
1610 — Land - operating	1,538,105.31
1650 — Vehicles	2,750.00
Total Fixed Assets	1,540,855.31
TOTAL ASSETS	1,578,468.47
LIABILITIES & EQUITY	
Liabilities	
Current Liabilities	
Accounts Payable	
2010 — Accounts Payable	-38.68
Total Accounts Payable	-38.68
Other Current Liabilities	
2100 — Payroll Liabilities	8,532.17
2111 — Direct Deposit Liabilities	2,404.90
2140 — Accrued state Payroll Taxes	400.21
2150 — Accrued MBA	500.00

Genesis Church
Balance Sheet Standard
As of December 31, 2011

	Dec 31, '11	
2160 — Accrued Aflac Premiums		233.16
2200 — Ministry Fund Accounts		
2210 — Men's Ministry	-303.49	
2220 — Women's Ministry	-670.23	
2230 — Children's Ministry	4,500.38	
2260 — Emanate	10,073.54	
2290 — Christian Education	1,365.86	
Total 2200 — Ministry Fund Accounts		14,966.06
2300 — Mission Fund		
2310 — Foreign Missions		
2311 — General Missions Offerings	35,195.33	
2312 — Genesis' Missions Payments		
2313 — Calvary International - Kuehn's	-1,152.00	
2314 — Ukraine - Tonya Stogdill	-1,200.00	
2315 — Ripple Centre	-2,000.00	
2329 — AG General Council	-20,200.00	
2312 — Genesis' Missions Payments - ...	12,157.71	
Total 2312 — Genesis' Missions Payments	-12,394.29	
2330 — Designated Mission Offerings		
2338 — Ukraine Missions - Stogdill's	580.02	
2339 — China	223.11	
2349 — Rhode Island Church Plant	-1,985.00	
Total 2330 — Designated Mission Offerin...	-1,181.87	
Total 2310 — Foreign Missions		21,619.17
2350 — Home Missions		
2351 — Back Street Missions	-1,200.00	
2355 — Indiana Dist.-Indiana Advance	1,273.30	
2356 — Spiritual Fathers Summit	-295.28	
2360 — Bloomington Outreach		
2361 — Easter Outreach	-824.86	
2360 — Bloomington Outreach - Other	392.41	
Total 2360 — Bloomington Outreach	-432.45	
2370 — Benevolance - Offerings		
2372 — Branigin	-351.03	
2375 — Ashba	-290.38	

801 N State Road 45 46 Bypass
Bloomington, IN 47408-1413

Genesis CHURCH

April 9, 2012

Jack Hopkins Social Services Funding Committee
Bloomington Common Council
401 N. Morton, Suite 110
Bloomington, IN 47401

Dear Committee Members,

On behalf of the Board of Directors of Genesis Church, I want to thank you for the opportunity to apply for Jack Hopkins Social Services Funding. We have generated a funding proposal that we feel addresses a major community need with a small amount of leveraged funding. The Genesis House project will provide a safe night's sleep for approximately 200 individuals experiencing homelessness over a six month period from April 16 to October 15, 2012.

If you have any questions or require additional information, please contact me at 812-320-1423 or email me at kurtbuehler@comcast.net or call the church at the number below.

Sincerely,

Kurt Buehler
Treasurer of the Board

Attachments:

1. Two page statement
2. Funding Sheet
3. Agency Contact Sheet
4. Simple Program Budget
5. Statement of Financial Income and Expense, Fiscal Year 2011

Jack Hopkins Social Services Funding Application (13)

Funding Sheet

Lead Agency:

Name: Girls Incorporated of Monroe County

Is the Lead Agency a 501(c)(3)? ■ Yes ☐ No | Is this a collaborative project? ☐ Yes ■ No

Number of Agency Employees: Full-time 4 Part-time 0 Volunteers 150+

Address where Project will be facilitated or housed:
1108 W. 8th Street, Bloomington, IN 47404

Name of Project Administrator: Lee Ann Jourdan

Address 1108 W. 8th Street, Bloomington, IN 47404

Telephone & E-mail 812/336-7313; ljourdan@monroe.girls-inc.org

Name of other participating agencies, if different from Lead Agency:

Proposed Project:

Title of Project: Fumiture Replacement

Total Cost of Project: $3,120.02

Requested JHSSF Amount: $3,120.02

Other Funds Expected for Project:

Amount	Source	Confirmed or Pending

Number of Clients Served by this Project in 2012: 535

Number of City Residents Served by this Project in 2012: 481

Is this a request for operational costs? ■ Yes ☐ No

If "yes," is the request for a pilot project or for bridge funding? ■ Pilot ☐ Bridge

Example:
Tables: 5 tables @ $12.00 each
Chairs: 20 chairs @ $8.00 each

Funding Information:

Please note: Due to limited funds, the Committee often recommends partial funding for a program. In the interest of helping the Committee best decide how to distribute funds, please provide an itemized list of program elements, ranked by priority and their costs.

ITEM	COST
3 Full Sized Couches @ $390.15	$1,170.45
5 Computer Desks @ $135.15	$675.75
8' x 10' Area Rug	$299
9 8' White Folding Tables @ $74.98	$674.82
70 Stackable Plastic Chairs (used from Community Kitchen)	$300

Claim Submission Date: *(check one)*

☑ July 2012 – September 2012 ☐ October 2012 – December 2012

☐ Other

Jack Hopkins Social Services Funding Application

Agency Contact Sheet

Lead Agency:

Name: Girls Incorporated of Monroe County

Address: 1108 W. 8th Street, Bloomington, IN 47404

Phone & E-Mail: 812/336-7313; ljourdan@monroe.girls-inc.org

Website: www.girlsinc-monroe.org

President of Board of Directors: Kristi Gibbs

Director Information

Director of Lead Agency: Lee Ann Jourdan

Director's Address: 1108 W. 8th Street, Bloomington, IN 47404

Phone & E-Mail: 812/336-7313; ljourdan@monroe.girls-inc.org

Presenter Information

Name of Person to Present Application to the Committee: Lee Ann Jourdan

Address: 1108 W. 8th Street, Bloomington, IN 47404

Phone & E-mail: 812/336-7313; ljourdan@monroe.girls-inc.org

Grant Writer Information

Name of Grant Writer: Lee Ann Jourdan

Address: 1108 W. 8th Street, Bloomington, IN 47404

Phone & E-Mail: 812/336-7313; ljourdan@monroe.girls-inc.org

Please also include:

- The Agency's Mission Statement in Two-Page Application Narrative
- A Simple Program Budget for use of requested funds (please check your math)
- A year-end financial statement that includes fund balances and total revenue & expenditures

Agency Mission

The mission of Girls Incorporated of Monroe County (Girls Inc.) is to inspire all girls to be strong, smart, and bold. Since 1975, Girls Inc. has responded to the changing needs of girls in our community through research-based programs. We are advocates that empower girls to reach their full potential and understand, value, and assert their rights. We provide girls with a safe environment where they can take risks, overcome challenges, and strive to be the best they can be. We accomplish our mission by facilitating innovative and educational after-school programming, winter and summer day camps, and organized sports leagues.

Nature of the Project

Girls Inc. is requesting a total of $3,120.02 for a pilot project to upgrade furniture for our membership. As you can imagine, with nearly 300 members (plus their families) coming to the main center (through the after school program and camps) each year, our furniture needs to be replaced more often. Especially in a year with increased outbreaks in lice and even bed bugs, we cannot be too cautious. Because of the daily wear and tear, we are interested in upgrading our cloth furniture to bonded leather that is easy to clean and difficult to get dirty, add a durable rug, lightweight tables, chairs, and stable computer desks.

Our current furniture is a collection of a 10 year old donated fabric couch, love seat, chair, and rug and used folding tables, chairs and desks. It really says something to the girls when they receive "new-to-them" items; we want to really treat them and change their opinion that they deserve a space that they *want* to be in. This comfortable, more appealing furniture that will help us recruit members and further our mission.

The tables and chairs the girls utilize during snack time and programming are old and dilapidated. Unfortunately, due to the natural effects of years of wear and tear, the units have deteriorated substantially leaving many chairs with cracked and broken seats and tables that are very heavy and not as stable as they once were. This poses a substantial safety threat to our members and other guests. It is not uncommon to find some of the feet of a chair missing, which leads to scratched flooring.

Furthermore, the computer desks are not sufficient for homework help. By having new furniture we will not only be providing a safe and comfortable space for the girls to engage in play and socialize with one another but we will also be able to create an enhanced learning area from which we can conduct our compensatory and intentional programming which promotes creativity through art and education. New furniture will greatly improve the aesthetics of our center and help meet the basic needs of our members; we have spoken with Long's Landing who has offered a 15% discount, and set up of new and removal of all old furniture. We will also work with Lowe's and Community Kitchen.

Satisfaction of Funding Criteria

Youth are indeed a vulnerable population (SCAN 2003) and deserve special attention to ensure they grow into healthy, productive adults. Our organization serves school aged girls and has increased our membership over the past 12 months, from 470 members to 538 members (nearly a 13% increase). The girls range in age from 5-18, with the majority between the ages of 8-13. Based off of our HUD department 2010 Area Median Income by family size, 22% of the membership of Girls Inc. comes from families with incomes well below the poverty level, and approximately 45% are from economically disadvantaged backgrounds. We receive referrals from the public schools, Center Stone, and Big Brothers Big Sisters that are considered "at-risk" because of violence, poverty, or other issues.

Our after school program addresses previously-identified priorities for social services funds. As noted in the 2005 SCAN, "Participating in these types of activities can help develop valuable competencies and social skills while contributing to self-esteem and a sense of purpose. Research shows that youth who are involved in activities with caring adult role models and mentors are more likely to complete school, do better academically, make healthier life choices, and engage in fewer destructive activities."

One challenge noted by SCAN, is that "low academic attainment and a lack of life skills and competencies have a demonstrable, negative impact on quality of life and future earnings potential." At Girls Inc. we offer research-based programming and homework help daily in our after school program. Our full day programs and camps strive to teach girls life skills in a safe and empowering atmosphere with the goal that each member is able to transfer what she has learned back to her everyday life. Our organized sports leagues promote self-esteem, healthy relationships, and physical activity and healthy lifestyles, helping girls grow up to be self-sustaining women.

Another challenge noted by SCAN, is that "not all youth are able to access...opportunities because of associated costs, transportation problems, or parents who do not have time to take them to classes, lessons, or sports." Some of our members are only able to come because of the low membership fees (often by scholarship), and the included transportation (in collaboration with MCCSC and Boys and Girls Club). However, parents and guardians also want to know that Girls Inc. is a safe and desirable place to send their daughter, and new furniture would help with that.

We are requesting funds from Jack Hopkins as a **one-time investment** that will make a significant contribution to the program.

This investment will lead to broad and long-lasting benefits to the community. We know that attendance in after school programs prepares students for school and increases their likelihood to succeed in school. Participation in our other activities increases self-confidence, decreases risky behaviors, and leads to an all around balanced and healthy lifestyle - things that will in turn increase a child's chances for success in school.

This project will benefit all who utilize the Girls Inc. facilities. Girls participating in our after school program, which runs Monday through Friday (when school is in session) from 2:30pm until 6:00pm, and our summer camps, will receive the most direct benefit from this project. Our after school program and summer camps serve more than 300 girls, ages 5-18, per year by providing them results-driven programming. During this time, girls have the opportunity to participate in daily age-appropriate activities and meet girls from all over Monroe County. In addition, Girls Inc. members, their families, staff, and the general community will benefit by enjoying a more comfortable space in which to conduct arts and craft projects, receive homework help, eat a healthy snack and engage in other Girls Inc. programmed activities.

The anticipated result of providing furniture for our members is increased positive interactions in a safe and comfortable space in which the girls can play, learn, and grow. While it is difficult to quantify these benefits, they are nonetheless important and they unequivocally improve the quality of life of our members. We also want to offer a space that more girls want to be in; in line with our national Girls Inc.'s strategic direction, our goal is to grow our membership by 30% total by the end of 2015 (total membership of 611). With your help, we can continue to grow the confidence in our constituencies, and inspire all girls to be strong, smart, and bold.

Budget Item	Cost	Quantity	Vendor	Funding Source	Total
Full Sized Couch (15% off)	$390.15	3	Long's Landing	Jack Hopkins	$1,170.45
Computer Desks (15% off)	$135.15	5	Long's Landing	Jack Hopkins	$675.75
8' x 10' Area Rug	$299.00	1	Lowe's	Jack Hopkins	$299.00
8' White Folding Tables	$74.98	9	Lowe's	Jack Hopkins	$674.82
70 Stackable Plastic Chairs	$300.00	1	Community Kitchen	Jack Hopkins	$300.00
				Total Project Cost	**$3,120.02**

Girls Incorporated of Monroe Co
Profit & Loss
January through December 2011

	Accrual Basis Jan - Dec 11
Ordinary Income/Expense	
Income	
1969 · Rlized/Unrlized Invest Inc/Loss	3,689.16
6800 · Endowment Invst Rev Withdrawals	2,745.65
4000 · -----Contributed Support-----	
4010 · Indiv/Business Contribution	51,074.46
4020 · Sponsors, Earned Rev-Sports	12,575.00
4210 · Grants & Awards-Corp/Business	75,410.56
4250 · Grants & Awards-Government	39,238.93
Total 4000 · -----Contributed Support-----	178,298.95
5200 · -----Earned Revenues-----	
5211 · Membership Dues Received	15,407.50
5220 · Fees - Sports	10,613.50
5230 · Fees - Program	38,691.89
5240 · Concessions	925.90
5250 · Sports Photos	140.00
5310 · Interest Earned	19.28
5320 · Rental Income	427.50
5820 · Special Events-Revenue	37,614.14
Total 5200 · -----Earned Revenues-----	103,839.71
Total Income	288,573.47
Gross Profit	288,573.47
Expense	
7200 · --Salaries & Related Expenses--	
7210 · FICA/Medicare Expense	9,888.44
7240 · Health Insurance	8,139.40
7260 · SUTA Expense	0.00
7270 · Wages	129,260.42
7280 · Work Study	1,213.24
7290 · Insurance-Not Health	3,125.52
7300 · --Benefits-Not Tax Related	
7310 · Staff Training, Misc. Cont Edu	108.00
7330 · Professional Development	2,114.31
7350 · Physicals/Drivers License	67.00
Total 7300 · --Benefits-Not Tax Related	2,289.31
Total 7200 · --Salaries & Related Expenses--	153,916.33
7500 · ---Other Personnel Expenses---	
7530 · Accounting Fees	5,875.00
7550 · Other Service Providers	3,440.00
Total 7500 · ---Other Personnel Expenses---	9,315.00
8100 · ----Non-Personnel Expenses----	
8110 · Supplies	

	Jan - Dec 11
8115 · Office Supplies	4,777.17
8120 · Program Supplies	5,236.77
8125 · Sports Supplies	4,622.18
Total 8110 · Supplies	14,636.12
8130 · Telephone & Telecommunications	4,266.82
8140 · Postage/Shipping/Delivery	1,618.53
8150 · Printing & Copying	765.15
8170 · Hospitality	370.00
8180 · Fundraising Expenses	
8197 · Special Events Expenses	8,623.70
Total 8180 · Fundraising Expenses	8,623.70
Total 8100 · ----Non-Personnel Expenses----	30,280.32
8200 · -----Occupancy Expenses-----	
8210 · Utilities, Other Occupancy Exp	6,035.67
8220 · Insurance-Property	7,815.84
8250 · Repairs & Maintenance-Occupancy	3,781.18
Total 8200 · -----Occupancy Expenses-----	17,632.69
8300 · --Travel & Meetings Expenses--	
8310 · Travel Expenses	26,380.86
8320 · Conference/Convention/Meetings	105.00
8330 · Insurance-Travel	5,472.84
Total 8300 · --Travel & Meetings Expenses--	31,958.70
8500 · ----Misc Expenses---	
8540 · Bad Debt	945.00
8510 · Interest Expense-General	268.30
8520 · Media/Advertising Expense	1,654.77
8530 · Bank Charges, Credit Card Disc	2,261.11
Total 8500 · ----Misc Expenses---	5,129.18
8600 · -----Business Expenses-----	
8610 · Misc Business Expenses	7.14
8620 · Association Dues	5,211.25
Total 8600 · -----Business Expenses-----	5,218.39
Total Expense	253,450.61
Net Ordinary Income	35,122.86
Other Income/Expense	
Other Income	
6811 · Returned Check Charges	10.00
6810 · Restricted Savings Transfers	0.00
Total Other Income	10.00
Net Other Income	10.00
Net Income	35,132.86

Girls Incorporated of Monroe Co
Balance Sheet
As of December 31, 2011

	Accrual Basis Dec 31, 11
ASSETS	
Current Assets	
Checking/Savings	
1011 · Checking	601.90
1012 · General Savings	6,839.69
1990 · Temporarily Restricted Savings	43,975.03
1030 · Petty Cash	8.91
Total Checking/Savings	51,425.53
Accounts Receivable	
1110 · Accounts Receivable	2,836.40
Total Accounts Receivable	2,836.40
Other Current Assets	
12000 · Undeposited Funds	1,230.00
1450 · -----Prepaid Expenses-----	
1451 · Prepaid Insurance	3,839.20
1452 · Prepaid Expenses	2,928.75
Total 1450 · -----Prepaid Expenses-----	6,767.95
Total Other Current Assets	7,997.95
Total Current Assets	62,259.88
Fixed Assets	
1650 · Land/Buildings/Equip--Basis	
1651 · Land, Operating-Basis	2,000.00
1652 · Building,Center-Basis	121,693.12
1653 · Building,Gym-Basis	386,418.00
1654 · Equipment-Basis	66,078.37
1655 · Vehicles-Basis	31,849.92
Total 1650 · Land/Buildings/Equip--Basis	608,039.41
1750 · Land/Buildings/Equip--Accum Dep	
1752 · Building,Center-Accum Dep	(119,985.00)
1753 · Building,Gym-Accum Dep	(179,251.70)
1754 · Equipment-Accum Dep	(62,180.68)
1755 · Vehicles-Accum Dep	(24,638.58)
Total 1750 · Land/Buildings/Equip--Accum Dep	(386,055.96)
Total Fixed Assets	221,983.45
Other Assets	
1965 · Joan Scully Carmack Endowment	10,743.00
1960 · H Lyons Endowment	
1962 · H Lyons Endowment Contributions	31,450.00
1963 · H Lyons Endowment Gain/Loss	8,892.18
Total 1960 · H Lyons Endowment	40,342.18
Total Other Assets	51,085.18
TOTAL ASSETS	**335,328.51**

	Dec 31, 11
LIABILITIES & EQUITY	
Liabilities	
Current Liabilities	
Accounts Payable	
2011 · Accounts Payable	2,928.75
Total Accounts Payable	2,928.75
Other Current Liabilities	
2120 · --Other Current Liabilities--	
2125 · Payroll Liabilities	
2135 · United Way Payable (Pd Qtrly)	168.00
2131 · FedWH/FICA/Medicare Payable	2,141.79
2132 · State & Co. Payable	419.34
Total 2125 · Payroll Liabilities	2,729.13
Total 2120 · --Other Current Liabilities--	2,729.13
2110 · Accrued Payroll	2,190.12
2140 · ---Unearned/Deferred Revenue---	
5210 · Membership Dues, *Deferred* Rev	5,149.54
Total 2140 · ---Unearned/Deferred Revenue---	5,149.54
Total Other Current Liabilities	10,068.79
Total Current Liabilities	12,997.54
Total Liabilities	12,997.54
Equity	
3000 · -----Equity Accounts-----	
3002 · Unrestricted NetAssets/Opening	218,643.59
3010 · Temp Restricted Net Assets	41,638.59
3030 · Perm Restricted Net Assets	30,673.93
Total 3000 · -----Equity Accounts-----	290,956.11
3050 · Retained Earnings	(3,758.00)
Net Income	35,132.86
Total Equity	322,330.97
TOTAL LIABILITIES & EQUITY	**335,328.51**

Jack Hopkins Social Services Funding Application (14)

Funding Sheet

Lead Agency:

Name: The Franklin Initiative (Greater Bloomington Chamber of Commerce Foundation, Inc. - a 501(c)3 nonprofit organization)

Is the Lead Agency a 501(c)(3)? ■ Yes ☐ No | Is this a collaborative project? ☐ Yes ■ No

Number of Agency Employees: Full-time 4 Part-time 0 Volunteers 300

Address where Project will be facilitated or housed:
400 West 7th Street Ste. 102, Bloomington, IN 47404 (Graduation Coaches work on-site at BHS North and BHS South)

Name of Project Administrator: Matt Wysocki

Address 400 West 7th Street Ste 102, Bloomington, IN 47404

Telephone & E-mail (812) 336-6381 mwysocki@chamberbloomington.org

Name of other participating agencies, if different from Lead Agency: Monroe County Community School Corp.

Proposed Project:

Title of Project: The Graduation Coach Initiative at BHS North and BHS South

Total Cost of Project: $83,500.00

Requested JHSSF Amount: $12,000

Other Funds Expected for Project:

Amount	Source	Confirmed or Pending
Chamber Foundation ($9,333 - committed), IU Credit Union ($6,667 - committed), Dennis Shoup Memorial Fund ($4,500 - committed)		
AT&T Foundation ($40,000 - pending), Fifth Third Bank Foundation ($1,000 - committed), other sources ($10,000 - committed)		

Number of Clients Served by this Project in 2012: 160

Number of City Residents Served by this Project in 2012: 120 (estimated)

Is this a request for operational costs? ■ Yes ☐ No

If "yes," is the request for a pilot project or for bridge funding? ☐ Pilot ■ Bridge

Example:
Tables: 5 tables @ $12.00 each
Chairs: 20 chairs @ $8.00 each

Funding Information:

Please note: Due to limited funds, the Committee often recommends partial funding for a program. In the interest of helping the Committee best decide how to distribute funds, please provide an itemized list of program elements, ranked by priority and their costs.

ITEM	COST
Graduation Coach Salary and Fringe Benefits	$12,000

Any amount will bring us closer to our goal of providing a dedicated Graduation Coach for every student who needs one through the end of the end of the 2012-13 school year.

Claim Submission Date: *(check one)*

☐ July 2012 – September 2012 ☑ October 2012 – December 2012

☐ Other

Jack Hopkins Social Services Funding Application

Agency Contact Sheet

Lead Agency:

Name: The Franklin Initiative

Address: 400 West 7th Street, Ste. 102
Bloomington, IN 47404

Phone & E-Mail: 336-6381 mwysocki@chamberbloomington.org

Website: www.franklininitiative.com

President of Board of Directors: Jim Whitlatch

Director Information

Director of Lead Agency: Christy Gillenwater, President & CEO

Director's Address: 400 West 7th Street, Ste. 102

Phone & E-Mail: 336-6381 cgillenwater@chamberbloomington.org

Presenter Information

Name of Person to Present Application to the Committee: Matt Wysocki

Address: 400 West 7th Street, Ste. 102

Phone & E-mail: 336-6381 mwysocki@chamberbloomington.org

Grant Writer Information

Name of Grant Writer: Matt Wysocki

Address: 400 West 7th Street, Ste. 102

Phone & E-Mail: 336-6381 mwysocki@chamberbloomington.org

Please also include:

- The Agency's Mission Statement in Two-Page Application Narrative
- A Simple Program Budget for use of requested funds (please check your math)
- A year-end financial statement that includes fund balances and total revenue & expenditures

Jack Hopkins Social Services Funding Application 2012
The Franklin Initiative's Graduation Coach Initiative

This proposal is to request a one-time grant of $12,000 to support the Graduation Coach Initiative at BHS North and BHS South through the end of 2012-13 MCCSC school year. The program suffered the loss of a $55,000 per year grant from the U.S. Department of Education (funding ends on June 30, 2012), and is in need of bridge funds in order to continue for the current year. Although the program also operates at Edgewood High School, this funding would only be used to sustain the positions at BHSN and BHSS, thus ensuring that the funds primarily benefit City residents.

Mission of agency: The mission of the Chamber's Franklin Initiative is to facilitate partnerships between the business and school communities that increase student engagement and achievement through real-world learning experiences that prepare them for future education and success.

The Franklin Initiative is a program of the Greater Bloomington Chamber of Commerce incorporated as a 501(c)3 nonprofit. It began in 1999 in response to thousands of local manufacturing job losses in the 1990's, in order to foster a new generation of lifelong learners prepared to meet and adapt to changing workforce needs. Today, it works in partnership with both local school districts to impact more than 2,000 students annually with programs including career fairs, company tours, job shadowing, service learning, career panels, mock interviews, the Reality Store, and the Graduation Coach Initiative.

Nature of proposed project: The Graduation Coach Initiative is a unique cross-sector partnership with MCCSC and RBBCSC that began in 2007 to directly address rising dropout rates. After five years, this program has shown clear evidence of success at keeping students in school and on-track for graduation.

Research abundantly shows a strong correlation between the presence of a caring adult and positive school outcomes for at-risk youth. However, many students who struggle lack support from parents. Due to declining resources, school guidance counselors and social workers now have to cover more than 400 students each, and are assigned many time-consuming tasks such as test administration and scheduling that have little to do with guidance.

The Graduation Coach Initiative developed in direct response to this gap. Graduation Coaches are trained social workers who work in-school to serve as adult advocates for students identified as at-risk of dropping out. The program relies on an acclaimed research-based model for keeping kids in school, called Check & Connect, listed by the U.S. Department of Education's *What Works Clearinghouse* as having 'strong evidence' of keeping kids in school.

Graduation Coaches serve as mentors/advocates for a small caseload of 50-60 at-risk students at each high school. Through regular meetings, monitoring grades and attendance, and connecting with parents, they develop supportive relationships that last throughout each student's high school years. Students are automatically referred if they have a GPA below 2.0, low credit attainment, or ten or more absences in the past year.

The Graduation Coaches are having an undeniable positive impact. 194 out of the 219 youths served by a during the 2010-2011 school year either graduated or advanced to the next grade, and only 25 dropped out. That's a retention/completion rate of 89% - astonishing considering that these students' average GPA was below 1.500, and 25% of them were on court-ordered probation. In addition, 60% of students improved their GPA, and many students improved their attendance and credit attainment as well.

From these outcomes, it is plain to see how this program contributed to a 20% reduction in the annual number of dropouts over the past two years, bringing the total number of dropouts to a five-year

low. Since the program began in 2007, local graduation rates have steadily increased to their highest levels ever:

	2007	2008	2009	2010	**2011**
BHS North	79.2%	81.2%	76.1%	83.4%	**85.6%**
BHS South	80.2%	83.2%	87.5%	86.4%	**90.0%**
Edgewood HS	82.2%	84.2%	91.4%	95.3%	**91.1%**

Broad and long-lasting contribution: The personal and societal costs of the high school dropout crisis are well documented. Dropouts are almost twice as likely to be unemployed than high school graduates, and earn $9,000 less per year on average. They are eight times as likely to be in jail or prison (75% of state prison inmates did not complete high school). Additionally, dropouts are far more likely to require public assistance such as housing subsidies, food stamps, and utility assistance. It is estimated that converting a dropout to a graduate would yield a lifetime public benefit of $209,000 in higher government revenues and lower government spending.[1]

Addresses a previously identified priority: This proposal directly addresses needs identified in the 2003 SCAN report. *SCAN Chapter 1: Educational Attainment* refers to children of families in economic risk who change schools frequently, lack positive adult mentoring relationships, engage in increased absenteeism from school, and contribute to increased juvenile delinquency; this accurately describes many of the youths on the Graduation Coaches' caseloads. *SCAN Chapter 8: Youth Development* calls for more positive adult mentoring/role modeling and expanding the current capacity of high-quality mentoring and youth leadership programs, including a focus on low-income youth, and to promote areas of professional interest.

Primarily benefits City residents and low-income populations: The program serves at-risk youth in grades 8 to 12 who are primarily from low income households. 60% of students on the caseload are enrolled in the free or reduced price (FRP) lunch program, although the true percentage is higher because not all families who are eligible enroll in the FRP lunch program. The majority of MCCSC students live within the Bloomington City limits, as do students on the BHS North and BHS South Graduation Coach caseloads.

Significant contribution to program: This funding request is leveraged by matching funds from a variety of sources. The program costs $116,850 per year, and about two-thirds of that amount ($83,500) is for the two MCCSC Graduation Coaches. The Chamber's current $50,000 per year grant from the AT&T Foundation is in its fourth and final year, but we anticipate receiving a new, two-year, $60,000 per year award from AT&T for this program, which will be announced in June 2012. This would cover 50% of the program through the 2013-14 school year. We have also secured funding from the IU Credit Union ($10,000), the Dennis Shoup Memorial Fund ($4,500), 5/3 Bank Foundation ($1,000), and a $10,000 commitment which has not yet been officially announced. In addition, the Chamber will continue to provide $14,000 of its own funds to sustain the program. This still leaves a gap of approximately $12,000 to continue the program at MCCSC high schools through the 2012-2013 school year.

[1] SOURCE: H. Levin, C. Belfield, P. Muennig, and C. Rouse, The Costs and Benefits of an Excellent Education for All of America's Children (New York: Teacher's College, Columbia University, 2007).

The Graduation Coach Initiative

Funding Period: July 1, 2012 to June 30, 2014

PROJECT EXPENSES

Expense Item	Total for Program	RBBCSC Portion	MCCSC Portion	NOTES
Graduation Coach Salaries & Taxes	$ 105,000	$ 33,000	**$ 72,000**	Total 3 FT staff
Fringe Benefits	$ 10,800	$ -	**$ 10,800**	RBBCSC staff does not use
Travel	$ 550	$ 183	**$ 367**	local travel
Supplies	$ 250	$ 83	**$ 167**	misc. office supplies
Student Incentives	$ 250	$ 83	**$ 167**	rewards for attendance, etc.
Office Space, Technology, etc.	in-kind	in-kind	**in-kind**	provided by schools
Total Project Expenses	**$ 116,850**	**$ 33,350**	**$ 83,500**	

PROJECT FUNDING SOURCES

Source	Total for Program	RBBCSC Portion	MCCSC Portion	NOTES
Chamber Foundation	$ 14,000	$ 4,667	**$ 9,333**	Committed
Indiana University Credit Union	$ 10,000	$ 3,333	**$ 6,667**	Committed
Dennis Shoup Memorial Fund	$ 4,500	$ -	**$ 4,500**	Committed
Fifth Third Bank Foundation	$ 1,000	$ -	**$ 1,000**	Committed
Other Funding Commitments	$ 10,000	$ -	**$ 10,000**	Committed
AT&T Foundation	$ 60,000	$ 20,000	**$ 40,000**	Anticipated - pending
City of Bloomington Jack Hopkins	$ 12,000	$ -	**$ 12,000**	Requested
Total Committed or Anticipated Funding	**$ 111,500**	**$ 28,000**	**$ 83,500**	

	Total for Program	RBBCSC Portion	MCCSC Portion
Additional Amount Needed	**$ 5,350**	**$ 5,350**	**$ -**

Memorandum of Understanding

This Memorandum of Understanding (MOU) is to document an existing service partnership between The Greater Bloomington Chamber of Commerce Franklin Initiative (hereafter "FI") and Monroe County Community School Corporation (hereafter "MCCSC") for the purposes of applying for 2012 funding from the City of Bloomington Jack Hopkins Social Service Fund to support the Chamber's Graduation Coach Initiative (hereafter "Project") at Bloomington High School North and Bloomington High School South.

The Chamber's Graduation Coach Initiative began in 2007 to provide at-risk students in local high schools with a dedicated in-school adult mentor/advocate who works with them intensively to improve academic performance and prepare them for continuing education and career success after graduation.

For the purposes of the Project, MCCSC agrees to continue to perform the following:

- Provide in-school access to students who are referred to the Graduation Coaches' caseload, including access to the computerized student database for students on their caseload.
- Assist in the identification of appropriate students for the Graduation Coach Initiative.
- Provide office space, computers, telephones, internet access, email accounts, photocopying, and other physical office and technology resources as needed for Graduation Coaches to perform their jobs on-site at both schools.
- Comply with data requests by third-party evaluation contractors as may be required to meet data collection requirements by program funders.

For the purposes of the Project, FI agrees to continue to staff a full-time Graduation Coach at both schools to provide one-on-one counseling, monitoring, and support for identified students. This entails the following activities:

- Provide supervision of the Graduation Coaches
- Provide program management, including financial and personnel administration
- Obtain funding as needed to finance the salary and fringe benefits for the Graduation Coaches and for other related program expenses.

By signing below, the parties have hereby committed to this memorandum of understanding.

Authorized Representative of Monroe County Community School Corporation:

Name of Authorized Representative: Dr. Judith A. DeMuth, MCCSC Superintendent of Schools

Signature: _____ Date: 4/5/2012

Authorized Representative of the Greater Bloomington Chamber of Commerce's Franklin Initiative:

Name of Authorized Representative: Christy Gillenwater, President and CEO

Signature: _____ Date: 4/9/2012

Audited Financials

Blmgtn Chamber of Commerce Foundation
Balance Sheet
August 31, 2011

ASSETS

Current Assets			
Cash	$	32,116.81	
Accts Rec - MCCSC Subcontract		14,947.39	
Total Current Assets			47,064.20
Total Assets			$ 47,064.20

LIABILITIES AND CAPITAL

Current Liabilities			
Accounts Payable - Chamber	$	18,237.21	
Deferred Rev - Awards Ceremony		450.00	
Def Rev - LearnMore IN Grant		11,319.83	
Total Current Liabilities			30,007.04
Total Liabilities			30,007.04
Capital			
Retained Earnings		17,983.94	
Net Income		(926.78)	
Total Capital			17,057.16
Total Liabilities & Capital			$ 47,064.20

Blmgtn Chamber of Commerce Foundation
Income Statement
For the Twelve Months Ending August 31, 2011

	Current Month Actual	Current Month Budget	Year to Date Actual	Year to Date Budget
Revenues				
Contributions- Commty Support	$ 3,000.00	$ 0.00	$ 8,250.00	$ 0.00
Interest from Checking Acct	2.39	125.00	420.91	1,500.00
Chamber Contribution	0.00	0.00	0.00	0.00
Lazarus Event	0.00	0.00	0.00	0.00
Rechter Grant	0.00	0.00	0.00	0.00
Community Foundation Endowment	0.00	0.00	3,872.00	5,000.00
Dept of Commerce Grant	0.00	0.00	0.00	0.00
Scholarship	0.00	0.00	0.00	0.00
School to Career Grant -Reg 10	0.00	0.00	0.00	0.00
Mr. D's Program	0.00	0.00	0.00	0.00
AT&T Grant	0.00	0.00	50,000.00	50,000.00
Monroe County Foundation	0.00	0.00	0.00	0.00
Awards Ceremony	0.00	0.00	15,175.00	20,000.00
Funds Allocated for 2003	0.00	0.00	0.00	0.00
Other Income	0.00	0.00	432.48	0.00
Roast	0.00	0.00	0.00	0.00
Misc. Grants	0.00	0.00	5,500.00	0.00
Cape Grant-Internship Program	0.00	0.00	0.00	0.00
Cape Grant - BBBS	0.00	0.00	0.00	0.00
Cape Grant - Service Learning	0.00	0.00	0.00	0.00
Cape Grant - Assets Booklet	0.00	0.00	0.00	0.00
Misc. Income	0.00	0.00	0.00	0.00
In-Kind Contributions	0.00	0.00	0.00	0.00
MCCSC Contribution	0.00	0.00	19,000.00	19,000.00
RBBCSC Contribution	0.00	0.00	4,000.00	4,000.00
Grant - City of Bloomington	0.00	0.00	0.00	0.00
Cape Grant - Youth & Govt	0.00	0.00	0.00	0.00
Grant - United Way	0.00	0.00	5,200.00	10,000.00
Consulting Fees	0.00	0.00	0.00	0.00
Grant - Monroe County	0.00	0.00	0.00	0.00
Grant - Dept of Labor	0.00	0.00	0.00	0.00
Grant - SSI	0.00	0.00	0.00	0.00
Grant - State	0.00	0.00	0.00	0.00
Grant - IN Workforce	0.00	0.00	0.00	0.00
Employment Fair	0.00	0.00	1,740.00	2,000.00
Grant - Community Foundation	0.00	0.00	0.00	0.00
MCCSC - DOE	0.00	0.00	0.00	0.00
MCCSC - Subcontract	8,368.15	4,957.00	79,248.66	59,484.00
MCCSC - Title 5	0.00	0.00	0.00	0.00
IU - ADA Grant	0.00	0.00	0.00	0.00
Grant - Learn More IN	1,350.00	1,800.00	14,680.17	19,800.00
Life Science Fair	0.00	0.00	0.00	0.00
Technology Fair	0.00	0.00	0.00	0.00
MCCSC - Salary Reimbursement	0.00	0.00	0.00	0.00
Total Revenues	12,720.54	6,882.00	207,519.22	190,784.00
Cost of Sales				
COS - JA Program	0.00	0.00	0.00	0.00
COS - Reality Store	0.00	0.00	0.00	0.00
COS - Marketing	0.00	0.00	0.00	0.00
COS - Other Programs	0.00	0.00	0.00	0.00
COS - Administration	0.00	0.00	0.00	0.00
COS - Community Support	0.00	0.00	0.00	0.00
COS - Scholarship	0.00	0.00	0.00	0.00
COS - Awards Ceremony	0.00	0.00	8,192.00	10,000.00

Blmgtn Chamber of Commerce Foundation
Income Statement
For the Twelve Months Ending August 31, 2011

	Current Month Actual	Current Month Budget	Year to Date Actual	Year to Date Budget
COS - Roast	0.00	0.00	0.00	0.00
COS - IN Workforce Grant	0.00	0.00	0.00	0.00
COS - Employment Fair	143.00	0.00	301.00	1,400.00
COS - Life Science Fair	0.00	0.00	0.00	0.00
COS - Technology Fair	0.00	0.00	0.00	0.00
COS- Franklin Initiative	0.00	0.00	0.00	0.00
COS - FI Contract Labor	0.00	0.00	0.00	0.00
COS - Cape Serv Learning Grant	0.00	0.00	0.00	0.00
COS - Life Sciences Grant	0.00	0.00	0.00	0.00
Total Cost of Sales	143.00	0.00	8,493.00	11,400.00
Gross Profit	12,577.54	6,882.00	199,026.22	179,384.00
Expenses				
Salaries - FI	6,665.53	11,800.00	135,439.53	141,600.00
Hourly Wages - FI	714.00	2,000.00	27,846.00	28,200.00
Salary Reimbursement - FI	0.00	0.00	2,085.00	3,820.00
Work Study - FI	0.00	0.00	1,250.00	1,250.00
Payroll Taxes - FICA	342.47	980.00	11,795.47	12,390.00
Payroll Taxes - FUTA - FI	0.00	0.00	341.00	325.00
Payroll Taxes - SUTA - FI	0.00	0.00	238.00	700.00
Employee Insurance - FI	1,201.00	890.00	11,712.00	10,324.00
Facility Rental - FI	0.00	0.00	0.00	0.00
Telephone - FI	33.00	45.00	438.00	540.00
Computer Support - FI	50.00	50.00	600.00	600.00
Internet - FI	0.00	0.00	0.00	0.00
Equipment Purchases - FI	0.00	0.00	0.00	0.00
Professional Services - FI	0.00	0.00	1,500.00	1,500.00
Contract Labor - FI	0.00	0.00	0.00	0.00
Staff Expense - FI	284.00	100.00	1,432.00	1,200.00
Purchased Travel - FI	0.00	0.00	554.00	0.00
Meetings & Conferences - FI	0.00	0.00	363.00	300.00
Meals & Lodging - FI	37.00	25.00	820.00	300.00
Training - FI	0.00	75.00	0.00	900.00
Promotion & Advocacy - FI	0.00	0.00	0.00	0.00
4Community Grant - FI	0.00	0.00	0.00	0.00
Community Engagement - FI	50.00	0.00	800.00	0.00
Dues & Subscriptions - FI	0.00	0.00	582.00	0.00
Bank Charges - FI	0.00	0.00	0.00	0.00
Office Supply - FI	32.00	100.00	515.00	1,200.00
Office Operations - FI	30.00	50.00	367.00	600.00
Postage & Freight - FI	15.00	25.00	81.00	500.00
Printing - FI	249.00	75.00	631.00	900.00
Miscellaneous - FI	0.00	0.00	563.00	0.00
Total Expenses	9,703.00	16,215.00	199,953.00	207,149.00
Net Income	$ 2,874.54	$ (9,333.00)	$ (926.78)	$ (27,765.00)

Jack Hopkins Social Services Funding Application (15)

Funding Sheet

Lead Agency:

ume Habitat for Humanity of Monroe County

is the Lead Agency a 501(c)(3)? ☒ Yes ☐ No | Is this a collaborative project? ☐ Yes ☒ No

Number of Agency Employees: Full-time 3 Part-time 2 Volunteers avg/50 week

Address where Project will be facilitated or housed:
2450 S. Henderson Street

Name of Project Administrator: Noma Maier

Address 2450 S. Henderson Street, Bloomington, IN 47401

Telephone & E-mail 812-331-2660

Name of other participating agencies, if different from Lead Agency:

Proposed Project:

Title of Project: Materials Handling Equipment and Store Fixtures

Total Cost of Project: $107,487.20

Requested JHSSF Amount: $9,529.20

Other Funds Expected for Project:

Amount	Source	Confirmed or Pending
abitat for Humanity	Budgeted funds	Confirmed

Number of Clients Served by this Project in 2012: 11 families per year/approximately 75 shoppers per/day

Number of City Residents Served by this Project in 2012: 6 families/approximately 65 shoppers per/day

Is this a request for operational costs? ☐ Yes ☒ No

If "yes," is the request for a pilot project or for bridge funding? ☐ Pilot ☐ Bridge

Example:
Tables: 5 tables @ $12.00 each
Chairs: 20 chairs @ $8.00 each

Funding Information:

Please note: Due to limited funds, the Committee often recommends partial funding for a program. In the interest of helping the Committee best decide how to distribute funds, please provide an itemized list of program elements, ranked by priority and their costs.

ITEM	COST		
1. Vertical Panel Carts	$698		
2. Pneumatic Tire Handcarts	$138	9. Shopping Carts	$675
3. Pallet Jack	$199	10. Material for carts	$434.25
4. Forklift Aerial Platform	$608	11. LCD Scale	$72.95
5. Apron Model Walk Ramp	$440		
6. Aluminum Wheel Risers	$1,308		
7. Chrome Shelving Units	$3,960		
ilingual Dept. Signage	$996		

Claim Submission Date: *(check one)*

☑ July 2012 – September 2012 ☐ October 2012 – December 2012

☐ Other

Jack Hopkins Social Services Funding Application

Agency Contact Sheet

Lead Agency:

Name: Habitat for Humanity of Monroe County

Address: 213 E. Kirkwood Avenue

Bloomington, IN 47408

Phone & E-Mail: info@monroecountyhabitat.org

Website: www.monroecountyhabitat.org

President of Board of Directors: Beth Ellis

Director Information

Director of Lead Agency: Kerry Thomson

Director's Address: 213 E. Kirkwood Avenue, Bloomington, IN 47408

Phone & E-Mail: 812-331-4069; thomson@monroecountyhabitat.org

Presenter Information

Name of Person to Present Application to the Committee: Kerry Thomson

Address: 213 E. Kirkwood Avenue, Bloomington, IN 47408

Phone & E-mail: 812-331-4069; thomson@monroecountyhabitat.org

Grant Writer Information

Name of Grant Writer: Noma Maier

Address: 2450 S. Henderson Street, Bloomington, IN 47401

Phone & E-Mail: 812-331-2660; maier@monroecountyhabitat.org

Please also include:

- The Agency's Mission Statement in Two-Page Application Narrative
- A Simple Program Budget for use of requested funds (please check your math)
- A year-end financial statement that includes fund balances and total revenue & expenditures

Jacks Hopkins Social Services Grant Application
for Purchase of Materials Handling Equipment and Store Fixtures
Submitted by Habitat for Humanity of Monroe County

Mission Statement

Habitat for Humanity of Monroe County, an affiliate of Habitat for Humanity International, is a nonprofit, ecumenical Christian organization that partners with families and volunteers of all faiths to build simple, decent, and affordable houses. Habitat sells the homes to low income families with a 0% interest loan and at no profit, which keeps the payments for the homes low. Through this work and partnerships with other housing organizations, Habitat's vision is to eliminate poverty housing and homelessness in Monroe County. From the inception of the affiliate in 1987 to March 2012, Habitat for Humanity of Monroe County has built 119 homes resulting in the housing of 118 adults and 180 children from low income families.

Habitat's ReStore serves as a profitable business in order to generate funds to support Habitat's work in the community.. Acting as a thrift store for home goods and building materials, the ReStore serves two purposes related to providing affordable housing in Bloomington and Monroe County: 1) generating funds to support Habitat's homebuilding 2) providing affordable home goods and building materials to the public. In addition the above two commitments, the ReStore is also committed to the diversion of materials from the landfill by providing a means of collecting and offering for resale good, reusable materials to the public. In the FY 2010-11, the ReStore diverted an estimated 231 tons of building materials from entering the landfill, recycled 28 tons of scrap metal and repurposed over 528 gallons of paint. In fiscal year 2010-2012, 1,298 residents donated materials to ReStore. The number of donors is actually more; these numbers reflect only people who requested documentable receipts for their donation.

The Proposed Project

Habitat for Humanity of Monroe County is seeking funding in the amount $9,529.20 through the Jack Hopkins Social Service funding in order to increase our ReStore's service capacity by 25% in the coming year. The Jack Hopkins Funds will be used to purchase material handling equipment, interior signage and store fixtures which will be used specifically to build capacity of our ReStore staff and volunteers, improve our customers' shopping experience, and improve operational efficiency in our new ReStore location at 2450 S. Henderson Street. The material handling equipment such as the pallet jack, hand trucks, ramp, wheel risers, aerial lift, carts and scales will enable ReStore staff and volunteers to move heavy, donated materials efficiently from the donation area to the sales floor reducing total volunteer hours by an estimated 30%. The interior signage will provide esthetically pleasing points of reference for both volunteers who are stocking merchandise and shoppers who are seeking specific items. The addition of the department signage is estimated to improve volunteer efficiency by 25%. Finally, the additional portable wire shelving units will provide an attractive, flexible means of displaying donated goods and represents a 50% increase in store shelving.

Satisfaction of Funding Criteria

The Program Should Address a Previously Identified Social Service Fund Priority

Habitat for Humanity of Monroe County serves families in need of affordable housing. One of Bloomington's most pressing needs, as identified in the Service Community Assessment of Needs (SCAN 2010), is affordable housing. As of March, 2011 Habitat has housed 119 families in Monroe County, and is currently on pace to serve another 14 families between April, 2012 and July 1, 2013. The Household Survey cited in SCAN 2010 states that 56.5% of our community pays a disproportionately high percentage of their income to housing. (Page 70) All clients served by Habitat for Humanity of Monroe County and this proposed project are, by definition, low income families whose annual total income is between 25-70% of the median income for Bloomington, and whose housing payments will become less than 30% of their gross income. Habitat is the only entity providing homeownership opportunities to this income population, and provides an interest free mortgage to make homes

extremely affordable. Habitat serves families who are unable to obtain conventional loans and is more forgiving of poor credit history, especially in regards to medical debt. Thus Habitat serves a population identified by SCAN 2010 which states, "Individuals and families with incomes between 40-50% of the median income have difficulty meeting eligibility requirements for many services, yet they are not earning enough to afford housing and other essentials."(Page 33) Habitat is a permanent housing solution for these families. Providing this one-time support for this equipment will enable Habitat to increase its housing capacity by investing wisely in equipment that can make better use of our volunteers' time.

The Funds Should Provide a One-Time Investment with Leveraged Matching Funds

Habitat will provide all other expenses beyond the purchase price of the items including shipping (estimated to be $1,500), assembly, installation and maintenance. Habitat will provide staff members to train the volunteers, build and operate the equipment at a cost of $4,104 this year. Further, an estimated 600 volunteers will invest more than 2,400 hours as a result of this program. The value of this labor totals $92,104.

The Program Should Have a Broad and Lasting Benefit to the Community

For over 23 years, Habitat for Humanity of Monroe County has done much to improve the lives of low income residents through its home building program, partner family education program and its successful ReStore. Habitat's building program continues to build quality, affordable housing for families making 25 to 70% of the area median income, a need clearly addressed in the SCAN report. As cited on page 31 of the 2010 SCAN report, many of our community's residents are struggling to have enough money to pay rent or mortgage and are living in housing in need of major repairs. Due to its truly affordable mortgage payments (typically less than $500/month) once a family moves into a Habitat home their payments frequently decrease compared to what they paid for dilapidated rentals or even Section 8 subsidized rental. Additionally, page 34 of SCAN cites a need for more affordable housing on public transit routes. Habitat develops only in areas accessible to public transit further meeting the needs of the community. Habitat's home owner classes prepare low income families to be responsible, informed home owners. Expansion of home owner education is identified as a need on page 35 of the 2010 SCAN report. Habitat's homeowner education classes in Monroe County have become so exemplary they are being used as a national model for other Habitat affiliates throughout the country. Additionally, Habitat's ReStore has complemented Habitat's building program with eight (8) successful years of providing funds for Habitat's building programs while providing a source of affordable building and household materials to all Bloomington residents. The cost of maintaining a home can be a factor in low income households having less money for essential needs. In addition to keeping these items out of landfills, this ReStore's selection of goods provides a real alternative for Bloomington residents on extremely tight budgets, thus helping many who otherwise would not have the means to maintain their home. ReStore customers regularly report that the ReStore has enabled them to make affordable home repairs.

By the continuance of these established programs and the capacity building potential of investing in equipment to leverage our volunteers time, Habitat will continue to benefit the citizens of Bloomington and the surrounding community.

ReStore Material Handling/Store Fixtures Project Budget
'x Hopkins Social Services Funding Committee
mitted By Habitat for Humanity of Monroe County

Budget Item	Cost	Funding	Confirmed	Pending
Vertical Panel Cart (2 x $349 each)	$698.00	JHSS		Yes
Pneumatic Tire Handcarts (2 x $69 each)	$138.00			
Pallet Jack (1)	$199.00	JHSS		Yes
Forklift Aerial Platform (1)	$608.00	JHSS		Yes
Apron Model Walk Ramp (1)	$440.00	JHSS		Yes
Aluminum Wheelrisers (1 pair)	$1,308.00	JHSS		Yes
Staff Expense for Volunteer training/supervision	$3,672.00	Habitat	Yes	
LCD Display Bench Scale	$72.95	JHSS		Yes
Chrome Shelving Units with Casters (20 x $198 each)	$3,960.00	Habitat	Yes	
Interior Bilingual Department Signs (11 x $52)	$996.00	JHSS	Yes	
Sign Installation	$250.00	Habitat	Yes	
Reconditioned Shopping Carts (10 x 67.50 each)	$675.00			Yes
4 inch swiveling casters (16 sets x $15.60)	$249.60			Yes
2 x 4 x 10 lumber (24 x $2.82)	$67.68			Yes
3/4 inch Plywood (3 x 28.99)	$116.97			Yes
Staff Labor for Cart Building Project	$432.00	Habitat	Yes	
Shipping	$1,500.00	Habitat	Yes	
**Team Leaders & Volunteers (1,000 total in 2010)	$92,104.00	Habitat	Yes	

Total Project Cost	**$107,487.20**
Total Habitat Contribution	**$97,958.00**
Total Funds Requested	**$9,529.20**

*Factory incentives & discount from Curry will lower these figures. Estimated Discount = $1,000--$4,000
**1000 volunteers x 8 hrs/day x $19.59 hr (construction laborer) = $156,720

Loading Dock Supply LLC
P.O. Box 15, Ashley Oh 43003
: 800-741-1258
: 866-709-2802
: Sales@loadingdocksupply.com
: www.Loadingdocksupply.com

Cart Empty

Vertical Panel Cart

Reg. Price: ~~$361.00~~
Sale Price: $349.00
Save: $12.00

NEW ARRIVAL

Overall Size: 30" x 48" x 47"
Uniform Static Capacity: 2,000 lbs
Caster Size: (4) 5" & (2) 8"
Caster Type: Poly
Weight: 150 lbs

Details:
Heavy duty steel platform cart supports multiple sizes of sheet material such as paneling, plywood, drywall or anything that is long, bulky and hard to handle. Ideal for lumberyards and hardware stores. Rolls on (4) 6" x 2" swivel ppoly on poly and (2) 8" x 2" rigid poly on poly casters. Center caster provides great maneuverabilty.

Quantity:
1

Ask About Quantity Discounts
Monday-Friday
9 am - 8 pm EST
Call US
1-800-741-1258

GET A QUOTE click here
Customized Quote

Search
Search

Stop and Go Lights
Stop and Go Lights for the modern loading dock.

Home

Dock Bumpers
Laminated Bumpers
Extra Length Bumpers
Extra Thick Bumpers
Extruded Bumpers
Molded Bumpers
Steel Faced Bumpers
Wedge Anchors
Wheel Chocks
Corner Guards
Parking Blocks
Speed Bumps

Dock Boards
Dock Plates
Walk Ramps
Aluminum Dock Boards
Red Pin Dock Board
Edge of Dock Levelers
Steel Platforms
Yard Ramps
Safety Barriers

Dock Lights

Home Dock Bumpers Dock Boards Strip Doors Dock Lights Dock Seals Wheel Risers Loading Dock Products

Loading Dock Equipment, Dock Bumpers, Dock Boards, Yard Ramps, Dock Lights, and Industrial

GLOBAL
globalindustrial.com

Call To Order: 1.888.978.7759
Fax#: 1.888.381.2868

Harper Ultra Lite Nylon Hand Truck 10" Pneumatic Wheels

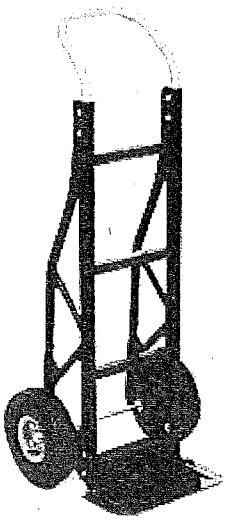

Availability: Usually ships in 3 to 6 days
Stock No: WG185559

Quantity Discount

QTY	Our Price
1-2	$64.95 ea.
3+	$59.00 ea.

Product Information

HARPER ULTRA LITE NYLON HAND TRUCK

Lightweight black nylon fiberglass frame is as strong as aluminum or steel and helps make this truck **one of the lightest on the market**. Nylon frame is chemical and corrosion resistant. Steel handle and 14-1/2" x 7" steel noseplate for long life. Stair glides are integrated into the frame help to ease movement up and down stairs. 48"H and rolls easily on 10" x 3-1/2" full pneumatic wheels. Shipped assembled. 1 Year Limited Warranty.

Buy Material Handling Equipment, Carts, Platform Trucks, Pallet Jacks, Lifts, Dollies, Ladders and More at Global Industrial at Everyday Low Prices!

GLOBAL globalindustrial.com a System company

1.888.978.7759 AVAILABLE 7 DAYS A WEEK CLICK TO CHAT

Log In | Your Account | Shopping Cart 0 Items - ($0.00)

Products Account Tools Help Center Enter Stock # or Keyword SEARCH

Return to Category List

Browse Pallet Trucks & Jacks
(194 Items)

Sub Category
Pallet Trucks-Best Value (4)
Remove

Best Value Pallet Truck, Pallet Jack
Remove

Narrow Your Results By:

Length Inches
- 36 (1)
- 42 (1)
- 48 (2)

Width Inches
- 21 (2)
- 27 (2)

Can't Find It? Let a Rep Help You!

Recently Viewed Items

Folding Aluminum Suitcase Ramp 500 Lb. Capacity

Easy Lift Desk Mover 600 Lb. Capacity

Plastic Dolly 27-1/2"L x 18"W 650 Lb Capacity

Categories
- Hand Trucks & Dollies

Best Value Pallet Truck, Pallet Jack

Durable and economical, Global pallet jacks offer the best value for your material handling needs. These pallet trucks have tapered forks that are reinforced for strength. Skid lift truck features a spring loaded self-righting safety loop handle and is easy-to-operate with 3-function hand control (raise, neutral, lower) for smooth operation. Hardened chrome piston with protective dust cover ensures long, dependable service of this lift jack. Floor protective polyurethane steer and load wheels, and includes entry rollers to ease pallet entry. Durable powder coat finish. **1 Year Limited Warranty.**

These items can be found on Page 128 of the INDUSTRIAL CATALOG APRIL-JULY 2012

Best Value Pallet Truck, Pallet Jack
Click on a **model number** to view additional specifications, photo galleries and accessories.
Click on an underlined title to change sort order.

Add Items to Cart

	FORK DIMENSIONS		HEIGHT"					PRICE EACH	
CAP. LBS.	W"	L"	LOWERED	RAISED	IMAGE	MODEL	QTY	1-5	6+
5500	27	48	3	7-3/4		WG334475		† $199.00	† $179.00
5500	21	36	3	7-3/4		WG251785		† $209.00	† $189.00
5500	27	42	3	7-3/4		WG251783		† $209.00	† $189.00
5500	21	48	3	7-3/4		WG251784		† $209.00	† $189.00

† Indicates price after $50.00 mail-in rebate. Click on model # for rebate amount and actual sell price.

Rebate Information (Click for additional information)
Rebate is valid on purchases between 03/23/2012 and 07/24/2012.
Rebate MUST be postmarked within 30 days of purchase.
Rebate is in USD currency and may be paid with a prepaid reward card.
Limit 8 rebate(s) per person, billing address, company, or household.

Add Items to Cart

Chat with a Salesperson

Give Us Your Feedback On This Page

*** Help us continuously improve by reporting any errors or omissions on this page including:**

- Incorrect or confusing information
- Misspellings or bad grammar
- Page not loading correctly or generating an error
- I did not find what I was looking for
- Other

Please provide an example of any missing or incorrect information.

*** Comments:**

*** Email Address:**

If you need immediate assistance, please call **1.888.978.7759**.

Larger Text



Forklift Aerial Platforms

Change lights, restock, repair up high. Attaches to your forklift.

- **1,000 lb. capacity.**
- 43" high guardrails. Outward swing gate.
- Heavy-duty steel diamond plate slip-resistant deck with 4" kick plate.
- Mesh back guard screen protects operator.
- Shown with optional accessories: light bulb caddy, tool tray and casters.
- California OSHA regulations require additional back risers.

MODEL NO.	PLATFORM W x D	OVERALL HEIGHT	FORKLIFT POCKETS	WT. (LBS.)	PRICE EACH	ADD TO CART
■ H-2771	36 x 48"	47"	2 1/2 x 8"	186	$608	1 ADD
■ H-2772	48 x 40"	47"	2 1/2 x 8"	240	656	1 ADD

■ SHIPS UNASSEMBLED VIA MOTOR FREIGHT

OPTIONAL ACCESSORIES

MODEL NO.	DESCRIPTION	WT. (LBS.)	PRICE EACH	ADD TO CART
H-2773	Light Bulb Caddy	15	$109	1 ADD
H-2934*	36 x 48" Screen Riser for H-2771	4	106	1 ADD
H-2952*	48 x 40" Screen Riser for H-2772		115	1 ADD
H-2774	Tool Tray with 2" Lip for H-2771	5	45	1 ADD
H-2775	Tool Tray with 2" Lip for H-2772	5	53	1 ADD
			PRICE/ SET OF 4	
H-2776	4" Polyurethane Swivel Casters, Set of 4	7	$45	1 ADD

* SHIPS FROM ULINE IL AND ULINE CALIFORNIA

Loading Dock Supply LLC
P.O. Box 15, Ashley Oh 43003
: 800-741-1258
: 866-709-2802
: Sales@loadingdocksupply.com
: www.Loadingdocksupply.com

Cart Empty

Apron Model Walk Ramp



Price: $440.00

Add to Cart

Walk Ramp
WR396A
39" Wide
Length 6'
For Height of: 21"
Capacity 2,800 lbs

Details:

Overall Width: 39 1/2"
Usable Width: 37"
Side Rail Height: 4 1/4"
Curb Height: 3 1/4"
Capacity 2,800 lbs
For use up to 21" off the ground

Twin-tooth deck for better traction when traveling in either direction.

Strong, lightweight aluminum construction makes ramps easily portable and convenient.

Walk Ramp Brochure

Quantity:
1

Add to Cart

Home

Dock Bumpers
Laminated Bumpers
Extra Length Bumpers
Extra Thick Bumpers
Extruded Bumpers
Molded Bumpers
Steel Faced Bumpers
Wedge Anchors
Wheel Chocks
Corner Guards
Parking Blocks
Speed Bumps

Dock Boards
Dock Plates
Walk Ramps
Aluminum Dock Boards
Red Pin Dock Board
Edge of Dock Levelers
Steel Platforms
Yard Ramps
Safety Barriers

Dock Lights

Ask About Quantity Discounts
Monday-Friday
9 am - 8 pm EST
Call US
1-800-741-1258

GET A QUOTE click here
Customized Quote

Search
Search

Stop and Go Lights
Stop and Go Lights for the modern loading dock.

Loading Dock Supply LLC
P.O. Box 13, Ashley Oh 43003
: 800-741-1258
: 866-709-2802
: Sales@loadingdocksupply.com
: www.Loadingdocksupply.com

Cart 1 item

Aluminum Wheelrisers AWR102460

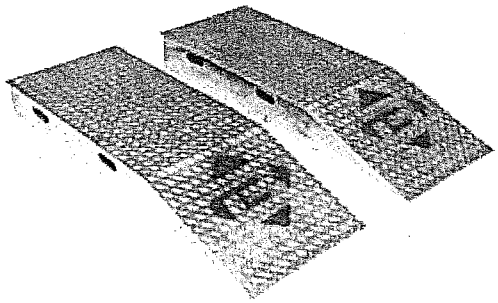

Ask About Quantity Discounts
Monday-Friday
9 am - 8 pm EST
Call US
1-800-741-1258

GET A QUOTE click here
Customized Quote

Search
Search

Home

Dock Bumpers
Laminated Bumpers
Extra Length Bumpers
Extra Thick Bumpers
Extruded Bumpers
Molded Bumpers
Steel Faced Bumpers
Wedge Anchors
Wheel Chocks
Corner Guards
Parking Blocks
Speed Bumps

Dock Boards
Dock Plates
Walk Ramps
Aluminum Dock Boards
Red Pin Dock Board
Edge of Dock Levelers
Steel Platforms
Yard Ramps
Safety Barriers

Dock Lights

Reg. Price: ~~$1,478.00~~
Sale Price: $1,308.00
Save: $170.00

Aluminum Wheelrisers (Pair)
Height: 10"
Width: 24"
Overall Length: 60"
Top Length: 30"
Incline Length: 32"
Weight Capacity Per Pair: 30,000 lbs
Weight Per Pair: 354 lbs

Details:

Aluminum Wheelrisers allow trailers to be positioned properly above the dock for more efficient loading.

- Eliminates unsafe, below dock loading conditions
- Reduces damage to loading equipment

Specifications: **Wheel Riser Brochure**

Height: 10"
Width: 24"
Overall Length: 60"
Top Length: 30"
Incline Length: 32"
Weight Capacity Per Pair: 30,000 lbs
Weight Per Pair: 354 lbs

*NON-RETURNABLE ITEM

Stop and Go Lights
Stop and Go Lights for the modern loading dock.

Buy Packaging Supplies, Bags, Boxes, Shrink Wrap, Strapping Equipment Tags, Tape and more at Global Industrial and Save Money Today!

1.888.978.7759 AVAILABLE 7 DAYS A WEEK CLICK TO CHAT

Log In | Your Account | Shopping Cart 0 Items - ($0.00)

Products Account Tools Help Center Enter Stock # or Keyword SEARCH

Return to Category List

Home > Packaging & Supplies > Scales > Shipping & Receiving > LCD Display Bench Scale with Memory Lock

Browse Scales
(1,186 Items)

Sub Category
Shipping & Receiving (106)
Remove

LCD Display Bench Scale with Memory Lock
Remove

Recently Viewed Items

LCD Display Bench Scale with Memory Lock

Folding Aluminum Suitcase Ramp 500 Lb. Capacity

Easy Lift Desk Mover 600 Lb. Capacity

Categories

- Scales
- Trucks & Carts
- Hand Trucks & Dollies



see additional photos

LCD Display Bench Scale with Memory Lock

Availability: Usually ships same day
Stock No: WG506846

Like

Quantity Discount

QTY	Our Price
1-2	$72.95 ea.
3+	$66.95 ea.

Protect your purchase with a service plan

- No Service Plan Selected
- 1 Yr Replacement - Starts after the Mfr. warranty expires $7.99
- 2 Yr Replacement - Starts after the Mfr. warranty expires $11.99
- 2 Yr with Accidental Coverage - Starts Day of Purchase $9.99
- 3 Yr with Accidental Coverage - Starts Day of Purchase $14.39

Chat with a Salesperson

Add this item to your list

Qty: 1 ADD TO CART

Product Information | Photo Gallery | Warranty | Customer Reviews | Product Q&A

Avg. Review Rating: 4 Reviews

Write A Review

LCD Display Bench Scale with Memory Lock
22 Gauge steel construction. Four 1"H digits back light LCD display. Freezes weight on display when 3 lbs. or more is placed on scale. Tare function for net weight of product. Scrolls between lbs. and kilos. Auto shut off. Weak battery indicator. Scale measures 11"L x 12 1/2"W x 2 1/2"H. Accurate to ±3 displayed divisions. 250 x 0.5 lbs. capacity. AC adapter 9 VDC. One 9 volt internal battery (not included).

Customers Who Bought This Item Also Bought

Duracell® Procell® PC1604 9V Battery
From $1.49 select
Qty: ADD TO CART

Plastic 2 Shelf Tray Service & Utility Cart 34 x 17.5 - 5 Inch Rubber Casters
From $67.00 select
After Mail-In-Rebate
Qty: ADD TO CART

Best Value Pallet Truck, Pallet Jack 5500 lb. Capacity 27 x 48
From $179.00 select
After Mail-In-Rebate
Qty: ADD TO CART



Low Profile Pallet Scale Truck, Pallet Scale Jack 5000 Lb. Capacity
From $1,489.00 select
Qty: ADD TO CART

Adjustable Open Wire Shelving Unit, 48 x 12 x 54" - Chrome

Larger Text

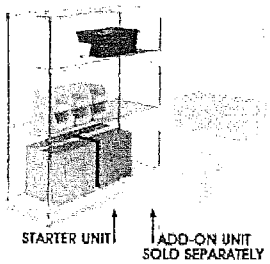

Enlarge

4 SHELF STARTER UNIT

Maximize storage in large office closets.

- Shelves adjust in 1" increments.
- Assemble in minutes. No tools required.
- Reduce dust and dirt accumulation.
- 5" polyurethane Swivel Casters option for portability.
- NSF certified.
- Add-on Units, Wire Shelving Accessories, Additional Shelves and Posts available.

SHIPS UNASSEMBLED VIA UPS

MODEL NO.	DIMENSIONS W x D x H	SHELF CAP. (LBS.)	WT. (LBS.)	PRICE EACH 1	PRICE EACH 3+	ADD TO CART	
H-2937-54	48 x 12 x 54"	350	49	$136	$126	1	ADD

+ Additional Info Email Page

Set of 4 Casters for Open Wire Shelving Units

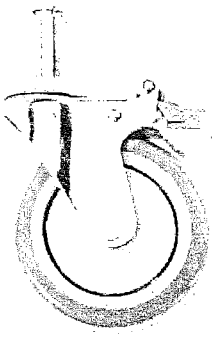

Enlarge

5" polyurethane swivel casters option for portability.

- Lockable.

Larger Text

MODEL NO.	DESCRIPTION	WT. (LBS.)	PRICE PER SET		ADD TO CART	
			1	3+		
H-1205WH	Set of 4 Lockable Casters	12	$75	$72	1	ADD

+ Additional Info Email Page

Delphi Signs & Graphics, LLC

200 S Westplex Ave
Bloomington, IN 47404

Estimate

Date	Estimate #
4/9/2012	155

Name / Address
Habitat for Humanity 213 E. Kirkwood Ave. Bloomington, IN 47408

Project

Description	Qty	Cost	Total
One 8" x 48" double sided department signs. Cost is per sign. Total number of signs to be determined. Cost does not include installation	1 X 11	52.00	52.00 = 996.00
		Total	$52.00

Customer Signature _____



Carriage Trade Service Company

Your Online Source For Supermarket Shopping Carts And Repair Parts

Questions? Call Or Email Us!

800-822-0422

dsweets@carriage-trade.com

SEARCH Go

Shopping Carts
Chrome Railing
Cheese Cutters
Cart Corrals
Handbaskets
Special Items
Stock Trucks
Shopping Cart Repair Parts
Child Safety
Wire displays

Trustwave Trusted Commerce Click to Validate
e-commerce by YAHOO!
VeriSign Trusted VERIFY
ABOUT TRUST ONLINE

Home > Shopping Carts > Carts In Stock > Reconditioned Large Plastic Shopping Cart

Reconditioned Large Plastic Shopping Cart



Reconditioned Large Plastic Shopping Cart

Item# rec350

Regular price: $95.00

Sale price: $67.50

Color: Blue

Availability: Usually ships in 2-3 business days

ADD TO CART

Like Be the first of your friends to like this.

Product Description

This is a large plastic shopping cart that is one of the most rugged carts on the market. It is the United Steel and Wire model #350. The plastic is in great shape with no fading. The metal has been de-rusted and painted chrome aluminum or gray. **All wheels are NEW.**

Limited quantities of gray and red are available also.

Dimensions

Basket Capacity 11,250 ci

Width at rear 24.5"

Width of basket at handle 22.25"

Width of basket at front 18.25"

Total length 42"

Height from floor to handle 41.5"

Depth of basket at front "16"



Swivel w/ Double Brake

Share your own related images

4 Inch Diameter Heavy-Duty Swivel Caster Wheels with Dual Brake - 2pc Set

by Anaconda

Be the first to review this item | (0)

Price: $15.60

In Stock.
Ships from and sold by **up01**.

Quantity: 1
$15.60 + $8.49 shipping
In Stock. Sold by **up01**

or
Sign in to turn on 1-Click ordering.

More Buying Choices
Have one to sell?
Share

Customers Viewing This Page May Be Interested in These Sponsored Links (What's this?)

Swivel Caster	Pneumatic, Poly, & Rubber **Casters**. Use On Hand Trucks, Shelves & Carts	www.uline.com/
Heavy Duty Swivel Caster	For Utility Trucks & Dollies **Swivel**-Rigid, Rubber-Plastic-Poly!	www.globalindustrial.com/
Casters & Caster Wheels	Easy, informative website. 800 Help Wide variety & Quick ship. Buy now.	www.**caster**city.com/

See a problem with these advertisements? Let us know Advertise on Amazon

What Other Items Do Customers Buy After Viewing This Item?

- Steelex D2608 3-Inch 220-Pound Swivel Double Lock Polyurethane Plate Caster by Steelex (20) $8.56
- Steelex D2610 4-Inch 275-Pound Swivel Double Lock Polyurethane Plate Caster by Steelex (6) $11.30
- Grizzly G8176 4" Heavy-Duty Swivel Caster w/ Brake by Grizzly (5) $11.75
- Steelex D2612 5-Inch 300-Pound Swivel Double Lock Polyurethane Plate Caster by Steelex (9) $12.50

› **Explore similar items**

Product Specifications

Your Store:
Bloomington, IN

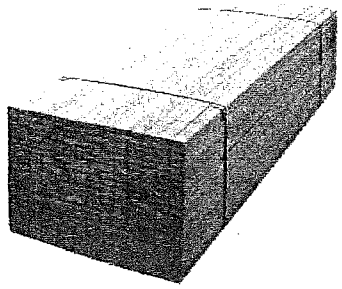

Top Choice 2 x 4 x 10 Kiln-Dried Whitewood S4S Lumber

Item #: 27172 | Model #: LBR-27172

☆☆☆☆☆

$2.82

Image displayed is not an image of the actual product. Please review the product description for specific details.

FREE
Store Pickup
Your order can be available for pickup in **Lowe's Of Bloomington, IN** today.

Lowe's Truck Delivery
Your order will be ready for delivery to you from your selected store.

Parcel Shipping
Unavailable for This Order
Sent by carriers like UPS, FedEx, USPS, etc.

Top Choice 2 x 4 x 10 Kiln-Dried Whitewood S4S Lumber — $2.82

Description

2 x 4 x 10 Kiln-Dried Whitewood S4S Lumber

- Selected for strength and appearance
- Surfaced on 4 sides
- Use for a wide range of construction and project applications

Specifications

Nominal Size (Inches)	2 x 4	Actual Length (Inches)	120
Moisture Level	Kiln-dried	Species	Whitewood
Nominal Length (Feet)	10	Grade	#2
Actual Thickness (Inches)	1-1/2	Dressing	Smooth 4 sides
Actual Width (Inches)	3-1/2		

© 2012 Lowe's. All rights reserved. Lowe's and the gable design are registered trademarks of LF, LLC

Your Store:
Bloomington, IN



3/4 x 4 x 8 Pine Sheathing Plywood

Item #: 202755 | Model #: CCX34T25N

Be the first to

$28.99

FREE
Store Pickup
Your order can be available for pickup in **Lowe's Of Bloomington, IN** today.

Lowe's Truck Delivery
Your order will be ready for delivery to you from your selected store.

Parcel Shipping
Unavailable for This Order
Sent by carriers like UPS, FedEx, USPS, etc.

3/4 x 4 x 8 Pine Sheathing Plywood $28.99

Description

3/4 x 4 x 8 Pine Sheathing Plywood

- Pressure treated to prevent rot and decay
- Lifetime limited warranty

Specifications

Pre-Cut	No	Plywood Type	Sheathing
Actual Width (Inches)	48.0	Species	Pine
Weather Exposure	Exterior	Panel Grade	C-C
Type of Pressure Treatment	ACQ - Alkaline Copper Quat	Nominal Thickness in Inches	3/4
		Nominal Length (Feet)	8.0
		Nominal Width (Feet)	4.0
Struct 1	No	Actual Thickness (Inches)	0.75
Environmental Certification	N/A	Actual Length (Inches)	96.0
Warranty	Limited lifetime		
Barrier/House Wrap Applied	No		
Glue Type	Exterior		

© 2012 Lowe's. All rights reserved. Lowe's and the gable design are registered trademarks of LF, LLC

ReStore
Profit & Loss YTD Comparison
June 2011

	Jun 11	Jul '10 - Jun 11
Income		
4100 · Contributions		
4110 · Individuals	0.00	1,301.56
Total 4100 · Contributions	0.00	1,301.56
4200 · Grant	0.00	500.00
4706 · Restore Interest Income	33.42	256.46
4740 · Other Income	0.00	1,306.58
4750 · ReStore Sales		
4751 · wall/floor/paint	0.00	5,757.92
4752 · plumbing	0.00	5,632.41
4753 · cabinets/furniture	0.00	28,101.96
4754 · doors/windows	0.00	9,139.11
4755 · building materials	0.00	12,970.35
4756 · hardware	0.00	2,064.48
4757 · appliances	0.00	9,254.60
4758 · miscellaneous	0.00	2,085.92
4759 · electrical/lighting	0.00	7,045.58
4770 · Over/short	1,287.30	667.93
4750 · ReStore Sales - Other	36,821.01	269,637.24
Total 4750 · ReStore Sales	38,108.31	352,357.50
Total Income	38,141.73	355,722.10
Gross Profit	38,141.73	355,722.10
Expense		
4760 · Returns - sales	194.45	238.32
8000 · ReStore		
Communications Expenses		
Telephone	183.97	2,209.48
Cell Phones	24.45	245.97
Total Communications Expenses	208.42	2,455.45
8010 · Salary Expense		
6081 · Salaries and Wages Expense	9,164.71	25,561.91
6086 · Pension Expense	0.00	1,592.06
8010 · Salary Expense - Other	296.40	106,676.19
Total 8010 · Salary Expense	9,461.11	133,830.16
8128 · Advertising	754.50	10,761.62
8140 · Building Repairs & Maintanence	1,240.81	7,345.27
8202 · Contract labor	1,215.84	29,288.78
8250 · Computer Exp	1,819.75	3,287.25

ReStore
Profit & Loss YTD Comparison
June 2011

	Jun 11	Jul '10 - Jun 11
8258 · Credit card fees	367.97	4,406.50
8320 · Dues and membership fees	500.00	707.00
8335 · food and lodging	10.00	1,120.67
8340 · Volunteer Expenses		
Food	93.52	397.86
Total 8340 · Volunteer Expenses	93.52	397.86
8400 · Hospitality	0.00	559.80
8420 · Insurance	0.00	639.82
8510 · Office Supplies	237.15	2,231.40
8525 · Other Expenses	0.00	129.74
8540 · Postage and Delivery	0.00	54.70
8615 · Rent	0.00	298.99
8730 · Travel	40.00	2,663.02
8740 · Utilities		
Natural Gas	47.56	2,267.62
Electric	500.25	6,870.91
Water & Sewer	165.84	2,096.58
Total 8740 · Utilities	713.65	11,235.11
8750 · Vehicle Expense		
8130 · Automobile insurance	299.30	478.85
8131 · Plates & Registration	0.00	535.92
Fuel	286.10	3,432.57
Maintainence	0.00	636.79
8750 · Vehicle Expense - Other	25.99	25.99
Total 8750 · Vehicle Expense	611.39	5,110.12
8760 · Waste Removal	994.74	6,626.88
Total 8000 · ReStore	18,268.85	223,150.14
Total Expense	18,463.30	223,388.46
Net Income	**19,678.43**	**132,333.64**

Jack Hopkins Social Services Funding Application (16)

Funding Sheet

Lead Agency:

Name: Harmony Education Center

Is the Lead Agency a 501(c)(3)? ■ Yes ☐ No | Is this a collaborative project? ☐ Yes ■ No

Number of Agency Employees: Full-time 23 Part-time 9 Volunteers 300

Address where Project will be facilitated or housed:
HARMONY SCHOOL, 909 E. 2nd St., Bloomington, IN 47401

Name of Project Administrator: Emily Sprowls, Health & Science Teacher

Address: Harmony School, 909 E. 2nd St., Bloomington, IN 47401

Telephone & E-mail: 812-334-8349 emilysprowls@harmonyschool.org

Name of other participating agencies, if different from Lead Agency: N/A

Proposed Project:

Title of Project: Creating a Community of Medical Responders

Total Cost of Project: $7,694.12

Requested JHSSF Amount: $5,177.12

Other Funds Expected for Project:

Amount	Source	Confirmed or Pending
00	Teacher Salary, Harmony School	Confirmed
$5 17 in-kind	Medical and school supplies, building, overhead, Harmony School	

Number of Clients Served by this Project in 2012: 100 trained, 330 served daily

Number of City Residents Served by this Project in 2012: 50 trained, 165 served daily

Is this a request for operational costs? ☐ Yes ■ No

If "yes," is the request for a pilot project or for bridge funding? ■ Pilot ☐ Bridge

Example:
Tables: 5 tables @ $12.00 each
Chairs: 20 chairs @ $8.00 each

Funding Information:

Please note: Due to limited funds, the Committee often recommends partial funding for a program. In the interest of helping the Committee best decide how to distribute funds, please provide an itemized list of program elements, ranked by priority and their costs.

ITEM	COST
CPR training mannikins (8 adult, 8 infant, 1 child, 1 adolescent)	$2,000
Automated External Defibrillator (AED) and mounting	$1,749
First Aid/CPR/AED training supplies	$ 422
F Aid/CPR/AED instructional materials	$ 189
Instructor salary	$ 816

Claim Submission Date: *(check one)*

☐ July 2012 – September 2012 ☑ October 2012 – December 2012

☐ Other

Jack Hopkins Social Services Funding Application

Agency Contact Sheet

Lead Agency:

Name: HARMONY EDUCATION CENTER

Address: 909 East Second Street

Bloomington, Indiana 47401

Phone & E-Mail: 812-334-8349 harmonyoffice@harmonyschool.org

Website: www.HarmonySchool.org

President of Board of Directors: Steve Bonchek

Director Information

Director of Lead Agency: Steve Bonchek

Director's Address: 909 E. 2nd St., Bloomington, IN 47401

Phone & E-Mail: 812-334-8349 harmony@indiana.edu

Presenter Information

Name of Person to Present Application to the Committee: Emily Sprowls, Health & Science Teacher, Harmony School

Address: 722 West Sixth Street, Bloomington, Indiana 47404

Phone & E-mail: 812-334-2734 emilysprowls@harmonyschool.org

Grant Writer Information

Name of Grant Writer: same as Presenter (above)

Address:

Phone & E-Mail:

Please also include:

- The Agency's Mission Statement in Two-Page Application Narrative
- A Simple Program Budget for use of requested funds (please check your math)
- A year-end financial statement that includes fund balances and total revenue & expenditures

Creating a Community of Medical Responders

MISSION OF AGENCY

Harmony School's mission is to prepare young people with the skills necessary to live and contribute to a heterogeneous democratic country. We accomplish this mission by sensitizing young people to the delicate balance needed in a democracy. Harmony serves 200 students aged 3-18. Forty-four (44) percent of these students are classified as low-income according to qualifications for the Free and Reduced Lunch Program.

Inherent to our mission is the integration of social services into the school environment, and to provide for the community use and access of our building and grounds. Harmony makes education meaningful to our students because they see it as both a process of personal growth and a means of increasing their power to contribute to society. They leave the school with the skills and desire to make a difference and to help others.

AMOUNT REQUESTED

Harmony School respectfully requests **$5,177** to create a program to train a community of Medical Responders, and to install an Automated External Defibrillator (AED) in a publicly accessible area of our school building.

PROPOSED PROJECT

Harmony School proposes to create a community of Medical Responders by providing First Aid, CPR and AED training to students, staff, parents and community members. Educating the children and families of Harmony School – in addition to associated school staff and community participants – about basic health care and emergency responses to choking and cardiac conditions will improve the health and well-being of our greater community.

e propose to install an Automated External Defibrillator (AED) in the public hallway of Harmony School, where it will ɔe accessible during various community events held at our school, including the Winter Farmer's Market, martial arts training, contra dancing, and basketball practices. We will also offer training in CPR and use of the AED to Harmony staff and students, as well to parents and community members. CPR/AED trainings will include preventative health information about standard precautions to prevent disease transmission and cardiac risk factors, such as physical fitness and diet. These trainings require the use of mannikins for participants to practice the skills of chest compressions, rescue breathing and AED pad placement.

First Aid trainings will also be offered in topics ranging from injury care to treating sudden illness. Emphasis will be on preventative health care to reduce infections, to recognize signals of chronic illness, to minimize stress, to prevent burns and falls, and to avoid environmental exposure. Trainings will be offered during the school day to students and staff, and in the evening to parents and community members. Some trainings will be offered as review sessions for those who want to refresh their skills and practice on mannikins, while other sessions will focus more on learning basic healthcare information. Students will additionally have the option to take the Medical Responder course for high school credit.

HOPKINS CRITERIA

1) **Address a previously identified priority for social services funding.**

This project directly addresses one of the key priorities for Hopkins social services funding: providing emergency healthcare services to the children of low/moderate-income residents of the City of Bloomington. It also addresses multiple needs documented in the Service Community Assessment of Needs (SCAN) 2003 report of Monroe County, which identified instituting more health and wellness programs as a challenge for community health.

Many local providers feel strongly that access to health care and health education are needed to break the cycle of poverty, and call for a continuum of care to treat the whole patient. They also believe that the schools should be more active in health education." (SCAN p. 37) Harmony School's proposed project directly answers this issue by providing

health education. SCAN also identified "a lack of outreach services, including parenting education and health information, for low-income populations" (p. 40). Providing Medical Responder training classes to parents of Harmony students will help families provide preventative medical care rather than relying on expensive emergency healthcare. According to SCAN, only 53% of low income households got regular health check-ups, compared to 63% of all households. "Paying for health care expenses was a major challenge for a significant number of households" (SCAN p. 70).

2) **Hopkins funds are intended as a one-time investment.**
The proposed project to create a community of medical responders at Harmony School is a pilot program in its broad scope to reach families and people that use the school building. Installation of the AED is a one-time investment with a large initial cost, requiring only battery and pad maintenance in future years.

The proposed project addresses changes to past First Aid/CPR training at the school. In previous years, Harmony has worked with the Monroe County Chapter of the American Red Cross and Indiana University Campus Recreational Sports to rent or borrow equipment for training teachers and a select group of students each year. The proposed project seeks to expand training beyond the teachers and students that do it for credit, to a larger student body and their families. Monroe County School Corporation no longer provides professional development funding to teachers for CPR certification. Also, due to administrative changes at IU Rec Sports and at American Red Cross, equipment loans are no longer available locally, and it has become clear that to create a sustainable CPR program, the school needs to have its own equipment.

3) **Leverage matching funds or other fiscal mechanisms.**
Harmony School will contribute the overhead costs of conducting Medical Responder trainings, including storage and classroom space, and teachers' salary for classes conducted for Harmony students. Harmony will also provide class materials and publicity for the courses. The Monroe County Chapter of the American Red Cross continues to be generous in negotiating equipment rental fee costs, but the centralization of many of these operations to the state or national level has made it impossible to confirm any matching contributions.

4) **Make a broad and long-lasting contribution to our community.**
The proposed program to train Medical Responders and to install an AED at Harmony School will create a broad impact on the health of many students, families and visitors to our school. Educating our community about basic health topics, prevention of disease transmission and life-saving emergency care will contribute to Jack Hopkins original goals of "reduced susceptibility to disease" and "absences from school."

These long-term benefits combined with the immediate life-saving value of this program are underscored by legislative and policy actions. According to the American Association of Pediatrics' Policy Statement on Pediatric Sudden Cardiac Arrest (April 1, 2012):

> A growing number of states have mandated school AED programs. The cost-effectiveness of school AED programs has been reported.... Key components for a comprehensive school-preparedness program include education and all-staff awareness, knowledge and application of effective bystander CPR techniques, implementation of a lay-rescuer AED program.

The proposed legislation H.R. 4926, Helping Everyone Access Responsive Treatment in Schools (HEARTS) Act, which passed the U.S. House in 2008 but did not pass the Senate, would have directed the Secretary of Education to award grants for the purchase of automated external defibrillators (AEDs) for use in schools. Per Indiana Code 20-28-5-3(c), licensed teachers must have successfully completed training in CPR, removing airway obstructions, and use of an AED.

While there is clearly a concern for safety training and cardiac health on national and state levels, implementing and funding such programs is the responsibility of each of us in our local communities. For this reason, Harmony School respectfully requests the assistance of the Hopkins Social Services Committee to help us launch such a program in our community of Bloomington.

Jack Hopkins Social Services Funding Application

Itemized Budget Proposal

Creating a Community of Medical Responders

Item	Source	Price per each	Qty	Requested	In kind
Training mannikins					
CPR Mannikin Economy starter package (4 adult, 4 infant)	TheLifeguardStore.com	$740.00	2	$1,480.00	
Jaw Thrust Kyle mannikin	TheLifeguardStore.com	$335.00	1	$335.00	
Adolescent choking mannikin	TheLifeguardStore.com	$185.00	1	$185.00	
Automated External Defibrillator					
Cardiac Science Powerheart AED G3 Plus	SEARS	$1,542.00	1	$1,542.00	
AED sign	Amazon.com	$18.77	1	$18.77	
AED cabinet w/ alarm	Amazon.com	$189.00	1	$189.00	
First Aid/CPR training supplies					
AED Trainer	Amazon.com	$335.00	1	$335.00	
Knee mat	Amazon.com	$7.16	4	$28.64	
Universal aluminum splint	Amazon.com	$5.50	2	$5.50	
Triagular bandages	Amazon.com	$7.61	2	$7.61	
Roller bandages	Amazon.com	$4.85	4	$19.40	
Practice CPR face barrier	Amazon.com	$15.25	1	$15.25	
SAM Splint	American Red Cross	$10.95	1	$10.95	
First Aid/CPR instructional materials					
First Aid/CPR/AED manual	American Red Cross	$8.50	12	$102.00	
Emergency First Aid Guide	American Red Cross	$2.95	10	$29.50	
Pediatric Ready Reference	StayWell ARC	$2.95	10	$29.50	
Skill poster	StayWell ARC	$6.95	4	$27.80	
Instructor salary					
7 trainings x 10 hrs. @ $11.66/hr.	Harmony School staff	$11.66	70	$816.20	
High School course instruction	Harmony School staff	portion of annual salary			$2,000.00
Overhead					
Building, school and medical suppllies					$517.00
TOTALS				**$5,177.12**	**$2,517.00**

12 Month

Your cart is eligible for a financing offer

No Interest for 12 Months if paid in full within 12 Months on any purchase totaling $599 or more with the **Amazon.com Store Card**.

Sign up now

Interest will be charged to your account from the purchase date if the promotional balance is not paid in full within 12 months. Subject to credit approval. Minimum monthly payments required.

Shopping Cart

Items to buy now

	Price	Quantity
Fiskars 9421 Large Ultra Light Kneeling Cushion - Fiskars In Stock Eligible for FREE Super Saver Shipping This will be a gift (Learn more) Delete · Save for later	$7.16 You save: $6.83 (49%)	4
Roller Gauze Bandage 2" x 4.1 yd, 12/box - Genuine First Aid In Stock Shipped from: Boston Industrial Delete · Save for later	$4.85	4
 **Universal Aluminium Splint** - BP MEDICAL SUPPLIES In Stock Shipped from: BP MEDICAL SUPPLIES Delete · Save for later	$5.50 You save: $12.49 (69%)	1
Dynarex 12 Triangular Bandage 40x40x56, 12 Count -	$7.61	

Part of your order qualifies for FREE Super Saver Shipping. What qualifies

Choose this option at checkout.

Subtotal (14 items): $619.17

This order contains a gift

Proceed to Checkout

or

Sign in to turn on 1-Click ordering.

Recently Viewed Items

Fiskars 9421 Large Ultra Light Kneeling Cushion by Fiskars

Tommyco KP818 All Purpose Garden Foam Kneeler, Colors may vary by TommyCo

Knee-Saver - Large 15" x 12" Foam Kneeling or Seat Pad by JM

Roller Gauze Bandage 2" x 4.1 yd, 12/box by Genuine First Aid

View & edit Your Browsing History

Featured Item

SPRING EXTRA SAVINGS EVENT extra 5-15% off s

LOCAL AVAILABILITY
To see local availability for products and find the quickest delivery options, let us know where you are or sign in
Enter ZIP Code or City, State Go
Price may vary by location.
International Shipping



Cardiac Science Inc. Cardiac Science Powerheart AED G3 Plus Automatic Defibrillator Kit

Item# SPM4078270601 |Model# CSC-9390A-501P

(Be the first to rate and review this item)

$1542.00

Marketplace Item | learn more

Sold and shipped by Medex Supply

Follow Price

SHOP YOUR WAY REWARDS℠ Members earn 15420 Points if they purchase this item. Learn More

Great offers, more savings with your Sears card.
Apply Now!

ble for

Now Eligible for shipping from:
Alaska & Hawaii: See Pricing

Puerto Rico: See Pricing

Reach millions of customers

Sell your product on Sears.
Learn More

Product Description

Cardiac Science Powerheart AED G3 Plus Automatic Defibrillator Kit

Features of the Cardiac Science Powerheart AED G3 Plus Automatic Defibrillator Kit: Featuring more than 80 patents, the Powerheart G3 Plus AED offers a unique combination of features that no other AED can match in providing an easy to use, reliable and technologically advanced lifesaving device. New, Rescue Coach™ intuitive voice prompts were designed using the results of a human behavior study to guide the rescuer confidently and easily through the rescue process and provide instructions and AED behavior aligned with the AHA/ERC 2005 Guidelines. The new detailed instructions for CPR include a metronome to assist with frequency of compressions. Patented Rescue Ready® daily, weekly and monthly self-tests ensure that critical components such as pads, battery and internal circuitry are always in working order and validate reliability. Another unique feature for Powerheart AEDs is the monthly full-energy self test which confirms that the AED can charge to its maximum capability. Patented non-polarized defibrillation pads simplify the placement process as either pad can be placed in the upper right chest or lower left chest area. Powerheart AEDs also feature a text screen which displays text prompts for use in a loud rescue environment, or by rescuers who are hearing impaired. Ease-of-use: Available with fully-automatic or semi-automatic operation. Rescue Coach intuitive and comprehensive voice prompts guide users through the rescue. Metronome for proper CPR compression frequency. Reliability: Patented Rescue Ready® technology includes daily, weekly, and monthly self-tests of battery, internal electronics, software, and pads, which assures first time, every time shock delivery. Additional G3 Plus Features: Outstanding voice prompt quality and clarity. 4 - Year full operational replacement battery guarantee. 7 - Year AED warranty. Product Specifications: DEFIBRILLATOR: • Waveform: Biphasic truncated exponential. • Energy (J) range available: Escalating Variable Energy (VE) 150J to 360J. • Protocols: 5 energy protocols available. • Factory default (Nominal): 200VE, 300VE, 300VE. • CPR Cadence: Metronome sound for compression frequency. • Visible indicators: RescueReady Status Indicator, SmartGauge Battery Status Indicator, Service Indicator, Pad Indicator, Text Display. • Audible alerts: Voice Prompt, System Alert. • Synchronized shock: Built in automatic synchronization feature. • Pacemaker pulse detection: Yes. • Programmable: Yes, via MDLink®. • Pediatric capability: Yes. PADS: • Minimum combined surface area: 228cm?. • Extended length of lead wire: 1.3m. • Supplied: Self-checking, pre-connected to the AED. • Type: Adult, pre-gelled, self-adhesive, disposable, non-polarized (identical pads can be placed in either position) defibrillation pads. • Shelf life: 2 years. BATTERY: • Type: IntelliSense® lithium battery. • Warranty: 4 year, full operational replacement. EVENT DOCUMENTATION: • Type: Internal memory. • Internal memory: 60 minutes ECG data with event annotation, multiple rescue functionality. • ECG Playback: Viewable via RescueLink® software via PC. • Communications: Serial port or USB (via adapter) for PC with Windows. • Clock synchronization: Rescue event time stamp of event data. PHYSICAL DIMENSIONS: • Height: 8 cm (3.3 in). • Width: 27 cm (10.6 in). • Depth: 31 cm (12.4 in). • Weight: 3.10 kg (6.6 lb). Each AED package includes (1) defibrillator, (1) IntelliSense battery (9146), (1) pair of defibrillation pads, and (1) Quick Start Tool Kit which includes CD-Rom with AED Manual, Training Video, RescueLink and MDLink, and serial communication cable.

Customer Ratings And Reviews

Do you own this product?

FREE SHIPPING On online orders over $75! CLICK FOR MORE INFO

Become a Fan! Email Subscribe My Account View Cart / Checkout

LIFE GUARD The Swim Team Store

Search

Home | Search | Browse | Weekly Specials | Clearance | Contact Us | Job Opportunities

Custom Stores

THE LIFEGUARD STORE.COM TEAM DIVISION THE SWIM TEAM STORE.COM

Browse by Category

- Facility
- Lifeguard
  - Lifeguard Swimwear
  - Lifeguard Apparel
  - Personal Equipment
  - Rescue Equipment
  - Training Equipment
    - CPR Training Manikins
    - Water Rescue Manikins
    - Choking Manikins
    - Casualty Kits
    - Dive Bricks
  - Lifeguard Chairs
  - Shampoo, etc.
  - Life Vests
- Competitive Swim
- Bags & Backpacks
- Water Safety
- Water Aerobics
- Water Polo
- Shampoo, etc.
- Sports, Games, Pool Toys
- Other

Forms & Charts

Order Form
Returns and Exchange Form
Credit Application Form
Sponsorship Forms
Custom Order Forms
Sizing Charts

Useful Links

Shop by Brands
Advanced Search
ADA Accessibility
Coupon Details
Credit Application Form
Custom Order Forms

Our Products: Lifeguard > Training Equipment > CPR Training Manikins

Jaw Thrust Kyle Manikin

Price: $335.00

You can earn 335 Reward Points on this product!

SKU: 2960

Low Price Guarantee!

Product Details

This jaw thrust capable pediatric manikin offers you another option for teaching healthcare professionals. You will find all of the same features of our regular Kyle manikin with the addition of this simply rugged construction technique for instructing the procedure for moving the jaw and tongue out of the way without moving the head. Two-rescuer technique allows you to ventilate the patient without lifting the jaw, although that maneuver also functions with JT Kyle.

Manikin comes with three face pieces, three airways, and carry bag.

Size: 34" x 11" x 7". Sh. wt. 10 lbs.

[illegible] available for this product. Extra shipping fees for weight may be added on after your order is [illegible]

1 ADD TO CART ADD TO WISH LIST TELL A FRIEND

Like 0

<Previous Item Next Item >

Customers who purchased this item also purchased:

Check the check boxes next to the additional products that you would like to add to the shopping cart, then click on the "Add to Cart" button above. A check box is not shown if a product requires that you select an option or fill out a field. (*) indicates a required accessory.

50" Standard Rescue Tube
Price $38.95

Seal Easy Mask Kit
Price $7.50



CPR Micromask
Price $9.95

Standard Pocket Mask
Price $7.50

FREE SHIPPING! On online orders over $75! CLICK FOR MORE INFO

Custom Stores

THE LIFEGUARD STORE.COM TEAM DIVISION

Browse by Category

- Facility
- Lifeguard
  - Lifeguard Swimwear
  - Lifeguard Apparel
  - Personal Equipment
  - Rescue Equipment
  - Training Equipment
    - CPR Training Manikins
    - Water Rescue Manikins
    - Choking Manikins
    - Casualty Kits
    - Dive Bricks
  - Lifeguard Chairs
  - Shampoo, etc.
  - Life Vests
- Competitive Swim
- Bags & Backpacks
- Water Safety
- Water Aerobics
- Water Polo
- Shampoo, etc.
- Sports, Games, Pool Toys
- Other

Forms & Charts

Order Form
Returns and Exchange Form
Credit Application Form
Sponsorship Forms
Custom Order Forms
Sizing Charts

Useful Links

Shop by Brands
Advanced Search
ADA Accessibility
Coupon Details
Credit Application Form
Custom Order Forms

Our Products: Lifeguard > Training Equipment > CPR Training Manikins

Instructor's Economy Starter Package

Price: $740.00

You can earn 740 Reward Points on this product!

SKU: 2151

Low Price Guarantee!

Product Details

This package is intended to give instructors the opportunity to replace older equipment or purchase start-up needs in the most economical way possible. The Economy Starter Package includes 1 Economy Adult Sani-Manikin, 4 pack with carry storage bag, 200 Adult Face Shield Lung Systems, 1 Sani-Baby Manikin 4 pack with carry storage bag, and 200 Baby Face Shield Lung Systems.

3 Boxes:
1 at 15 lbs.; 24" x 18" x 9"
1 at 29 lbs.; 21" x 16" x 19"
1 at 3 lbs.; 14" x 9 " x 5"

1 ADD TO CART ADD TO WISH LIST TELL A FRIEND

Like 0

<Previous Item Next Item >

FREE SHIPPING On online orders over $75! CLICK FOR MORE INFO

Email Subscribe | My Account | View Cart / Checkout

LIFE GUARD | The Swim Team Store

Search | Home | Search | Browse | Weekly Specials | Clearance | Contact Us | Job Opportunities

Custom Stores

THE LIFEGUARD STORE.COM TEAM DIVISION YOUR SWIM TEAM STORE.COM

Browse by Category

- Facility
- Lifeguard
  - Lifeguard Swimwear
  - Lifeguard Apparel
  - Personal Equipment
  - Rescue Equipment
  - Training Equipment
    - CPR Training Manikins
    - Water Rescue Manikins
    - Choking Manikins
    - Casualty Kits
    - Dive Bricks
  - Lifeguard Chairs
  - Shampoo, etc.
  - Life Vests
- Competitive Swim
- Bags & Backpacks
- Water Safety
- Water Aerobics
- Water Polo
- Shampoo, etc.
- Sports, Games, Pool Toys
- Other

Forms & Charts

Order Form
Returns and Exchange Form
Credit Application Form
Sponsorship Forms
Custom Order Forms
Sizing Charts

Useful Links

Shop by Brands
Advanced Search
ADA Accessibility
Coupon Details
Credit Application Form
Custom Order Forms

Our Products: Lifeguard > Training Equipment > Choking Manikins

Realistic Choking Manikins

Price: $160.00

You can earn 160 Reward Points on this product!



SKU: 1602

Low Price Guarantee!

Product Details

Completely realistic manikins available in child, adolescent, and adult sizes. Each life-size head and upper torso allows practice of abdominal thrust, chest thrust, and back blow procedures for clearing FBAO's. Manikins are made with specially selected durable vinyl to create tactile realism. When correct clearing procedures are performed, the manikin will expel the object causing the obstruction. The choking objects provided make excellent practice obstructions. Each manikin has a ribcage, xiphoid process, and jugular notch to provide anatomical reference points for the demonstration of hand placement for CPR technique. This aids in learning the physical shifts necessary. Manikins include choking objects, shirt, and soft carry bag.

Adult Choking Manikin
with Carry Bag
Size: 31" x 18" x 10"
Sh. wt. 16 lbs.
$300.00

Adolescent Choking Manikin
with Carry Bag
Size: 24" x 14" x 9"
Sh. wt. 9 lbs.
$185.00

Child Choking Manikin with Carry Bag
Size: 17" x 10" x 7"
Sh. wt. 5 lbs.
$160.00
*Additional shipping charges may apply

Options:
Adolescent Manikin #1620 - Add $25.00

1 ADD TO CART ADD TO WISH LIST TELL A FRIEND

Like 0

<Previous Item Next Item >

Customers who purchased this item also purchased:

Check the check boxes next to the additional products that you would like to add to the shopping cart, then click on the "Add to Cart" button above. A check box is not shown if a product requires that you select an option or fill out a field. (*) indicates a required accessory.

American Red Cross Store

Items in your Shopping Cart:

Quantity	Item #	Ships From	Description	Price Each	Price
Qty 12 to My Address Update Remove • Edit Address • New Shipping Address	656731	Red Cross Store	First Aid/CPR/AED Participant's Manual	$8.50	$102.00
Qty 1 to My Address Update Remove • Edit Address • New Shipping Address	Part #1121F-RC SKU #1121F-RC	Red Cross Store	Red Cross Customized SAM Splint Standard	$10.95	$10.95
Qty 10 to My Address Update Remove • Edit Address • New Shipping Address	Part #RC658247 SKU #658247	Red Cross Store	Emergency First Aid Guide	$2.95	$29.50

Sub-Total: $142.45

Continue Shopping Go To Checkout

Have a coupon code? Enter it here: Activate

© 2011 American National Red Cross.

[Continue Shopping] [Checkout]

View Saved Carts

Your Store cart expires on 08-MAY-2012. Please save this cart if you intend to use it beyond this date

Delete	Stock Number	Item	UOM	Quantity	Unit Price	Total Price
🗑	656733	Pediatric First Aid/CPR/AED Ready Reference, (EA) Rev. 3/11	EACH	10	List: $2.95 Discount: $0.00 Net: $2.95	List: $29.50 Discount: $0.00 Net: $29.50
🗑	656737	CPR Skill Poster, (EA) Rev. 3/11	EACH	1	List: $6.95 Discount: $0.00 Net: $6.95	List: $6.95 Discount: $0.00 Net: $6.95
🗑	656736	Conscious Choking Skill Poster, (EA) Rev. 3/11	EACH	1	List: $6.95 Discount: $0.00 Net: $6.95	List: $6.95 Discount: $0.00 Net: $6.95
🗑	656729	Splinting Skill Poster, (EA) Rev. 3/11	EACH	1	List: $6.95 Discount: $0.00 Net: $6.95	List: $6.95 Discount: $0.00 Net: $6.95
🗑	656734	Checking an Injured or Ill Adult, Child or Infant Skill Poster, (EA) Rev. 3/11	EACH	1	List: $6.95 Discount: $0.00 Net: $6.95	List: $6.95 Discount: $0.00 Net: $6.95

[Delete Cart]

[Recalculate Total]

Sub-Total: $57.30

Shipping and Handling: $0.00

Total: $57.30

[Continue Shopping] [Checkout]

© Krames StayWell Strategic Partnerships Division - 780 Township Line Road, Yardley, PA 19067 - (800) 667-2968

MASTER CHECKLIST OF PROGRAM MATERIALS, EQUIPMENT AND SUPPLIES

The following is a list of the materials, equipment and supplies necessary to teach American Red Cross First Aid/CPR/AED courses:

For the Class:

- Equipment for viewing video segments:
  - *American Red Cross First Aid/CPR/AED* DVD
  - DVD player, monitor
  - Power source
  - Extension cord and grounded plug adaptor, if needed

  OR
  - First Aid/CPR/AED course presentation:

    System requirements:
    - Adobe Reader 9
    - Flash Player 8 or 9 for Windows and Mac
  - Laptop/desktop computer
  - Power source
  - Extension cord and grounded plug adaptor, if needed
  - Projector (including any connection cables)
  - Projection screen/area
  - Computer speakers (or other source for sound)
- Manikin decontamination supplies (decontaminating solution, 4" × 4" gauze pads, soap and water, brush, basins or buckets, nonlatex disposable gloves and any accessories that may be recommended by the manufacturer of the manikin)
- Newsprint and markers, easel or tape
- Adult manikins (one for every two participants)
- Child manikins (one for every two participants) (optional)
- Infant manikins (one for every two participants)
- Extra manikin lungs, airways and faces
- Blankets or mats (one for every two participants)
- AED training devices (one for every two participants)
- Adult AED training pads (one set per training device)
- Pediatric AED training pads (one set per training device)
- External bleeding control materials for every two participants:
  - Two 3-inch roller bandages
  - Four 4" × 4" nonsterile dressings or gauze pads
- Extra printed copies of *American Red Cross Adult Ready Reference Card* and/or *American Red Cross Pediatric Ready Reference Card* (optional)

PEDIATRICS®
OFFICIAL JOURNAL OF THE AMERICAN ACADEMY OF PEDIATRICS

Pediatric Sudden Cardiac Arrest

SECTION ON CARDIOLOGY AND CARDIAC SURGERY

Pediatrics 2012;129;e1094
DOI: 10.1542/peds.2012-0144

The online version of this article, along with updated information and services, is located on the World Wide Web at:
http://pediatrics.aappublications.org/content/129/4/e1094.full.html

PEDIATRICS is the official journal of the American Academy of Pediatrics. A monthly publication, it has been published continuously since 1948. PEDIATRICS is owned, published, and trademarked by the American Academy of Pediatrics, 141 Northwest Point Boulevard, Elk Grove Village, Illinois, 60007. Copyright © 2012 by the American Academy of Pediatrics. All rights reserved. Print ISSN: 0031-4005. Online ISSN: 1098-4275.

American Academy of Pediatrics
DEDICATED TO THE HEALTH OF ALL CHILDREN™

Downloaded from pediatrics.aappublications.org by guest on April 8, 2012

Reporting and referral biases affect our knowledge of SCA incidence. The difficulty in determining cause of death in patients with primary cardiac electrical disorders (so-called "autopsy negative") must be acknowledged. Many of these now recognized electrical disorders have been described only recently, confounding older literature that details the cause of pediatric SCA identified at autopsy.

CARDIAC DISORDERS PREDISPOSING YOUTH TO SCA

Underlying cardiac disorders associated with pediatric and young adult SCA are listed in Table 1. In general, causes can be considered (1) structural or functional (expected to be identified with echocardiography or at autopsy); (2) primary electrical (most commonly associated with structurally and functionally normal hearts); or (3) other, including use of illicit drugs and stimulants (eg, cocaine, ephedra) or prescription medications (eg, erythromycin, ketoconazole, carbamazepine). The reader is directed to reference texts and previous publications for more detail about each of these individual conditions.[14,15]

TABLE 1 Cardiac Disorders Predisposing to Pediatric and Young Adult SCA

Structural/functional
1. Hypertrophic cardiomyopathy[a]
2. Coronary artery anomalies
3. Aortic rupture/Marfan syndrome[a]
4. Dilated cardiomyopathy or restrictive cardiomyopathy[a]
5. Myocarditis
6. Left ventricular outflow tract obstruction
7. Mitral valve prolapse
8. Coronary artery atherosclerotic disease
9. Arrhythmogenic right ventricular cardiomyopathy[a]
10. Postoperative congenital heart disease
Electrical
11. LQTS[a]
12. Wolff-Parkinson-White syndrome
13. Brugada syndrome[a]
14. Catecholaminergic polymorphic ventricular tachycardia[a]
15. Short QT syndrome[a]
16. Complete heart block
Other
17. Drugs and stimulants; some prescription medications
18. Primary pulmonary hypertension[a]
19. Commotio cordis

[a] Familial/genetic.

GENETICS OF PEDIATRIC SCA

The identification of disease-causing genetic mutations is progressing rapidly in all areas of medicine. Evaluation of large cohorts of ostensibly healthy individuals has begun to catalog the common polymorphisms and the background rate of rare genetic variants of uncertain significance within the general population. For cardiac disease, the science of genotypic evaluation has not yet advanced to the point at which genotype alone (isolated from clinical phenotypic description) can routinely and accurately risk stratify for clinical outcome. Many cardiac disorders, including hypertrophic cardiomyopathy (HCM) and the cardiac ion channelopathies, are known to be genetic.[16,17] Several studies have documented the efficacy of genetic testing of first-degree relatives of persons who have died of SCA. A 2003 study[18] reported cardiac symptoms in 27% of surviving relatives, with a 22% incidence of unexpected premature sudden death in addition to the proband in any relative and a 6% incidence of sudden death in a first-degree relative. After evaluating 49 cases of young autopsy-negative SCA, Tester and Ackerman[19] reported 17 cases with genetic/molecular evidence for long QT syndrome (LQTS) or catecholaminergic polymorphic ventricular tachycardia (CPVT) disease–causing mutations; 9 (53%) of these cases had a family history of SCA or syncope documented by the medical examiner. A personal history of syncope, seizure, or previous cardiac arrest was detailed for 7 individuals whose deaths were attributable to SCA. In a 2005 report, genetic testing established a likely cause of death in 17 of 43 autopsy-negative persons (40%). Genetic testing of family members revealed an additional 151 presymptomatic and undiagnosed disease carriers (average of 8.9 per family).[20]

Recognizing the genetic nature of many of the disorders listed in Table 1, the role of a detailed, comprehensive family history (and considering consultation with an expert in cardiac genetics) is readily apparent. The primary goal is prospective identification of any family member, even if asymptomatic, who is genotypically or phenotypically affected by a disease entity predisposing a person to SCA. A 2008 publication discusses the role of family history for evaluating cardiomyopathy and ion channelopathies predisposing people to SCA.[21] A 3-generation pedigree as a family history tool is highly effective for clinical evaluation; a family history template suggested by the US Surgeon General's Family History Initiative is available free at www.hhs.gov/familyhistory.

WARNING SIGNS AND SYMPTOMS

Although SCA may be the sentinel event, symptoms in patients with structural-functional or primary electrical disorders may, in fact, be relatively common before SCA. Often, these warning signs or symptoms may be misinterpreted or disregarded by both family members and medical personnel. These points were emphasized in a 1996 publication[22] that summarized 9 previous studies. Preceding symptoms of dizziness, chest pain, syncope, palpitations, or dyspnea and a family history of premature, unexpected sudden death were noted in 25% to 61% of the study population. Deaths were exertion-related in 8% to 33% of cases. A study of 162 young persons (15–34 years of age)[23] undergoing autopsy evaluation after SCA found 92

Downloaded from pediatrics.aappublications.org by guest on April 8, 2012

TABLE 2 Pediatric Sudden Cardiac Death Risk Assessment Form

	Yes	No
Patient history questions: Tell me about any of these in your child...		
Has your child fainted or passed out during or after exercise, emotion, or startle?		
Has your child ever had extreme shortness of breath and/or discomfort, pain, or pressure in his or her chest during exercise?		
Has your child had extreme fatigue associated with exercise (different from other children)?		
Has a doctor ever ordered a test for your child's heart?		
Has your child ever been diagnosed with an unexplained seizure disorder? Or exercise-induced asthma not well controlled with medication?		
Family history questions: Tell me about any of these in your family...		
Are there any family members who had a sudden, unexpected, unexplained death before age 50 (including SIDS, car crash, drowning, others) or near-drowning?		
Are there any family members who died suddenly of "heart problems" before age 50?		
Are there any family members who have had unexplained fainting or seizures?		
Are there any relatives with certain conditions, such as:		
Enlarged heart: HCM		
Dilated cardiomyopathy		
Heart rhythm problems: LQTS		
Short QT syndrome		
Brugada syndrome		
Catecholaminergic ventricular tachycardia		
Arrhythmogenic right ventricular cardiomyopathy		
Marfan syndrome (aortic rupture)		
Heart attack, age 50 or younger		
Pacemaker or implanted defibrillator		
Deaf at birth (congenital deafness)		
Please explain more about any "yes" answers here:		
Parent signature:		
Physician signature:		
Date:		

Ask these questions (or have parents complete for your review) at periodic times during well-child visits (neonatal, preschool, before or during middle school, and before or during high school).

accurate responses concerning history. PPE screening of athletes exclusively omits >25 million US schoolchildren who do not participate in sports. Postponing cardiovascular risk assessment until a more formal high school or collegiate athletic PPE screen also will delay detection of patients and families at risk for SCA before high school. For any PPE or cardiovascular risk assessment to succeed, medical providers must be aware of sudden death warning signs and symptoms and respond appropriately with comprehensive cardiovascular evaluation, referral, treatment, and activity restrictions as appropriate. The use of competent and qualified examiners is still a necessity, but recent data reveal that 35% of states allow nonphysicians with little cardiovascular training to perform the screening evaluations.[43]

The American Heart Association (AHA) has documented a 12-element recommendation for preparticipation screening of competitive athletes.[44] Another PPE, sponsored and endorsed by the American Academy of Pediatrics (AAP) and 5 other agencies, is now widely used throughout the United States for childhood and adolescent athletic PPE.[45] This document acknowledges the wide variation in physician competencies and documentation for PPE examinations. Many states have endorsed the use of this PPE to eliminate unnecessary variability and to more effectively screen for cardiovascular risk. The updated fourth edition of this PPE form became available in April 2010.

None of the aforementioned PPEs or cardiovascular risk-assessment tools have been validated but serve as standard templates for more comprehensive screening. Likewise, no true sensitivity or specificity data exist for prediction of risk of SCA by PPE. Among the many warning signs and symptoms, the following 4 appear to represent more ominous positive responses (based on expert opinion):

1. Have you ever fainted, passed out, or had a seizure suddenly and without warning, especially during exercise or in response to auditory triggers such as doorbells, alarm clocks, and ringing telephones?
2. Have you ever had exercise-induced chest pain or shortness of breath?
3. Are you related to anyone with sudden, unexplained, and unexpected death before the age of 50?
4. Are you related to anyone who has been diagnosed with a sudden death–predisposing heart condition such as HCM, LQTS, Brugada syndrome, and so forth? (See Table 1.)

Once a cardiovascular disorder listed on Table 1 is suspected or diagnosed, referral to and management by pediatric/adult cardiologists or heart rhythm specialists experienced with the particular sudden death–predisposing heart condition is crucial.

Another important time, resource, and cost-benefit issue centers around obtaining the detailed and accurate cardiovascular risk assessment or PPE forms in the primary care office setting. This time-consuming process is currently poorly reimbursed and difficult to prioritize and validate in a busy practice.

ECG Screening

Although some data suggest that SCA screening may be enhanced with the addition of ECG, broad-scale ECG screening has not been tested or implemented in the United States. Mandatory screening of Japanese schoolchildren since 1973[46,47] has demonstrated a greater sensitivity of ECG versus history and physical examination. Competitive Italian athletes undergo required PPE and ECG, with ECG reportedly demonstrating 77% greater power to detect HCM

Downloaded from pediatrics.aappublications.org by guest on April 8, 2012

either asystole or pulseless electrical activity, with a higher rate of survival to hospital discharge, when prompt defibrillation (termination of VF) and return of an organized perfusing rhythm is achieved. As part of the chain of survival, public access defibrillation using automated external defibrillators (AEDs) has a prominent role.[70] Data from witnessed VF arrest in adults show that appropriate use of AEDs can lead to long-term survival rates >70%.[71,72] AEDs have now been recommended for children younger than 8 years,[73,74] with still insufficient scientific evidence to warrant official recommendation for or against AED use in children aged 1 year or younger. A 2007 AAP policy statement addressed current pathophysiology of VF and recommendations for AED use in children; readers are referred to this publication for further detail.[75]

SCHOOL AED PROGRAMS

The average school-aged child spends 28% of the day and 14% of his or her total annual hours in school.[76] In addition, adults (parents, grandparents, teachers, staff, and visitors) crowd our schools. As an area of higher traffic, schools have become sites for implementation of AED programs. In 1 report, 67% of schools activate EMS for an emergency involving a student, and 37% activate EMS for an emergency involving an adult.[76] A 2007 report detailed a 16-year history of SCA in Seattle city and King county schools, providing a framework for reasonable and rational school-based emergency programs.[77]

A growing number of states have mandated school AED programs. The cost-effectiveness of school AED programs has been reported by Berger et al.[78] Key components for a comprehensive school-preparedness program include education and all-staff awareness, knowledge and application of effective bystander CPR techniques, implementation of a lay-rescuer AED program, and written emergency action plans,[79] with all steps reinforced with effective communication throughout the school campus and periodic practice drills. Current principles guiding this recommendation for schools, primary clinicians, and school physicians have been detailed in the AAP policy statement "Medical Emergencies Occurring at School."[80] At this time, there are no published data to support the efficacy of home AEDs.[81]

RECOMMENDATIONS FOR PEDIATRIC CARE PROVIDERS

Evidence-based recommendations frequently are designated as class I, II, or III, indicating the supporting level of evidence. For pediatric SCA, the level of evidence does not permit a meaningful use of this terminology. This statement has been endorsed by the American College of Cardiology, the American Heart Association, and the Heart Rhythm Society.

All steps in the primary and secondary SCA-prevention strategies should be optimized if pediatric SCA is to be prevented.

RECOMMENDATIONS

Important steps for consideration include:

1. Recognize the warning signs and symptoms of SCA, including those that may "misdirect" initial evaluation to noncardiac specialties and, thus, delay correct diagnosis.
2. Understand the role of comprehensive and accurate family history and pedigree for preventing SCA stemming from inherited cardiac genetic disorders.
3. Use standardized PPE forms and processes to minimize unnecessary variation.
4. Ensure that identified patients and/or families with known or suspected cardiac disorders are referred to a pediatric cardiac center for further comprehensive evaluation and management. Appropriate secondary testing may include ECG, echocardiography, exercise testing, or genetic testing, as indicated.
5. Advocate for autopsy evaluation by a medical examiner familiar with rarely encountered heritable cardiac diseases causing SCA when pediatric SCA occurs. Procurement of and retention of DNA-bearing tissue for subsequent molecular autopsy should be encouraged for autopsy-negative cases.
6. Support education programs for effective bystander CPR and appropriate AED use.
7. Support development of effective school emergency response programs.
8. Consider participation in school emergency response programs as a medical director.
9. Support efforts to mandate a central registry for pediatric SCA as a reportable event.
10. Support recommendation for evidence-based evaluation of national screening processes and programs.

LEAD AUTHORS
Robert Campbell, MD
Stuart Berger, MD
Michael J. Ackerman, MD, PhD

SECTION ON CARDIOLOGY AND CARDIAC SURGERY EXECUTIVE COMMITTEE, 2011–2012
W. Robert Morrow, MD, Chairperson
Stuart Berger, MD
Kathy Jenkins, MD
L. LuAnn Minich, MD
Geoffrey L. Rosenthal, MD, PhD
Christopher S. Snyder, MD
James Twedell, MD

PAST EXECUTIVE COMMITTEE MEMBERS
Robert H. Beekman III, MD, Immediate Past Chairperson
Thomas S. Klitzner, MD, PhD, Past Chairperson
Peter B. Manning, MD
Jeffrey A. Towbin, MD
Seema Mital, MD

STAFF
Lynn Colegrove, MBA

Downloaded from pediatrics.aappublications.org by guest on April 8, 2012

32. Zalzstein E, Hamilton R, Zucker N, Diamant S, [illegible] young adults: diagnosis, patients at risk, and outcomes. *Cardiol Young.* 2003;13(4):341–344
33. Choi G, Kopplin LJ, Tester DJ, Will ML, Haglund CM, Ackerman MJ. Spectrum and frequency of cardiac channel defects in swimming-triggered arrhythmia syndromes. *Circulation.* 2004;110(15):2119–2124
34. Ackerman MJ, Tester DJ, Porter CJ, Edwards WD. Molecular diagnosis of the inherited long-QT syndrome in a woman who died after near-drowning. *N Engl J Med.* 1999;341(15):1121–1125
35. Arnestad M, Crotti L, Rognum TO, et al. Prevalence of long-QT syndrome gene variants in sudden infant death syndrome. *Circulation.* 2007;115(3):361–367
36. Ackerman MJ, Siu BL, Sturner WQ, et al. Postmortem molecular analysis of SCN5A defects in sudden infant death syndrome. *JAMA.* 2001;286(18):2264–2269
37. Tester DJ, Dura M, Carturan E, et al. A mechanism for sudden infant death syndrome (SIDS): stress-induced leak via ryanodine receptors. *Heart Rhythm.* 2007;4(6):733–739
38. Van Norstrand DW, Valdivia CR, Tester DJ, et al. Molecular and functional characterization of novel glycerol-3-phosphate dehydrogenase 1 like gene (GPD1-L) mutations in sudden infant death syndrome. *Circulation.* 2007;116(20):2253–2259
39. Jervell A, Lange-Nielsen F. Congenital deaf-mutism, functional heart disease with prolongation of the Q-T interval and sudden death. *Am Heart J.* 1957;54(1):59–68
40. Probst V, Denjoy I, Meregalli PG, et al. Clinical aspects and prognosis of Brugada syndrome in children. *Circulation.* 2007;115(15):2042–2048
41. Maron BJ, Shirani J, Poliac LC, Mathenge R, Roberts WC, Mueller FO. Sudden death in young competitive athletes. Clinical, demographic, and pathological profiles. *JAMA.* 1996;276(3):199–204
42. Wilson MG, Basavarajaiah S, Whyte GP, Cox S, Loosemore M, Sharma S. Efficacy of personal symptom and family history questionnaires when screening for inherited cardiac pathologies: the role of electrocardiography. *Br J Sports Med.* 2008;42(3):207–211
43. Glover DW, Maron BJ. Profile of preparticipation cardiovascular screening for high school athletes. *JAMA.* 1998;279(22):1817–1819
44. Maron BJ, Thompson PD, Ackerman MJ, et al; American Heart Association Council on Nutrition, Physical Activity, and Metabolism. Recommendations and considerations related to preparticipation screening for [illegible] athletes: 2007 update: a scientific statement from the American Heart Association Council on Nutrition, Physical Activity, and Metabolism: endorsed by the American College of Cardiology Foundation. *Circulation.* 2007;115(12):1643–1655
45. Wapps JR, ed. *Preparticipation Physical Examination.* 3rd ed. Minneapolis, MN: McGraw-Hill Healthcare Information; 2005
46. Tasaki H, Hamasaki Y, Ichimaru T. Mass screening for heart disease of school children in Saga city: 7-year follow up study. *Jpn Circ J.* 1987;51(12):1415–1420
47. Haneda N, Mori C, Nishio T, et al. Heart diseases discovered by mass screening in the schools of Shimane Prefecture over a period of 5 years. *Jpn Circ J.* 1986;50(12):1325–1329
48. Schwartz PJ, Stramba-Badiale M, Segantini A, et al. Prolongation of the QT interval and the sudden infant death syndrome. *N Engl J Med.* 1998;338(24):1709–1714
49. International Olympic Committee Medical Commission, International Olympic Committee. Sudden cardiovascular death in sport: Lausanne recommendations. Adopted December 10, 2004. Available at: http://multimedia.olympic.org/pdf/en_report_886.pdf. Accessed February 3, 2011
50. Corrado D, Pelliccia A, Bjørnstad HH, et al; Study Group of Sport Cardiology of the Working Group of Cardiac Rehabilitation and Exercise Physiology and the Working Group of Myocardial and Pericardial Diseases of the European Society of Cardiology; Consensus Statement of the Study Group of Sport Cardiology of the Working Group of Cardiac Rehabilitation and Exercise Physiology and the Working Group of Myocardial and Pericardial Diseases of the European Society of Cardiology. Cardiovascular preparticipation screening of young competitive athletes for prevention of sudden death: proposal for a common European protocol. *Eur Heart J.* 2005;26(5):516–524
51. Fuller CM. Cost effectiveness analysis of screening of high school athletes for risk of sudden cardiac death. *Med Sci Sports Exerc.* 2000;32(5):887–890
52. Fuller CM, McNulty CM, Spring DA, et al. Prospective screening of 5,615 high school athletes for risk of sudden cardiac death. *Med Sci Sports Exerc.* 1997;29(9):1131–1138
53. Vetter VL, Elia J, Erickson C, et al; American Heart Association Council on Cardiovascular Disease in the Young Congenital Cardiac Defects Committee; American Heart Association Council on Cardiovascular Nursing. Cardiovascular monitoring of children and [illegible] medications for attention deficit/hyperactivity disorder [corrected]: a scientific statement from the American Heart Association Council on Cardiovascular Disease in the Young Congenital Cardiac Defects Committee and the Council on Cardiovascular Nursing [published correction appears in *Circulation.* 2009;120(7):e55–e59]. *Circulation.* 2008;117(18):2407–2423
54. Corrado D, McKenna WJ. Appropriate interpretation of the athlete's electrocardiogram saves lives as well as money. *Eur Heart J.* 2007;28(16):1920–1922
55. Myerburg RJ, Vetter VL. Electrocardiograms should be included in preparticipation screening of athletes. *Circulation.* 2007;116(22):2616–2626
56. Chaitman BR. An electrocardiogram should not be included in routine preparticipation screening of young athletes. *Circulation.* 2007;116(22):2610–2614, discussion 2615
57. Tester DJ, Ackerman MJ. The role of molecular autopsy in unexplained sudden cardiac death. *Curr Opin Cardiol.* 2006;21(3):166–172
58. Cummins RO, Ornato JP, Thies WH, Pepe PE. Improving survival from sudden cardiac arrest: the "chain of survival" concept. A statement for health professionals from the Advanced Cardiac Life Support Subcommittee and the Emergency Cardiac Care Committee, American Heart Association. *Circulation.* 1991;83(5):1832–1847
59. López-Herce J, García C, Domínguez P, et al; Spanish Study Group of Cardiopulmonary Arrest in Children. Outcome of out-of-hospital cardiorespiratory arrest in children. *Pediatr Emerg Care.* 2005;21(12):807–815
60. Tunstall-Pedoe H, Bailey L, Chamberlain DA, Marsden AK, Ward ME, Zideman DA. Survey of 3765 cardiopulmonary resuscitations in British hospitals (the BRESUS Study): methods and overall results. *BMJ.* 1992;304(6838):1347–1351
61. Young KD, Seidel JS. Pediatric cardiopulmonary resuscitation: a collective review. *Ann Emerg Med.* 1999;33(2):195–205
62. Donoghue AJ, Nadkarni VM, Elliott M, Durbin D; American Heart Assocation National Registry of Cardiopulmonary Resuscitation Investigators. Effect of hospital characteristics on outcomes from pediatric cardiopulmonary resuscitation: a report from the national registry of cardiopulmonary resuscitation. *Pediatrics.* 2006;118(3):995–1001
63. Kuisma M, Suominen P, Korpela R. Paediatric out-of-hospital cardiac arrests—epidemiology and outcome. *Resuscitation.* 1995;30(2):141–150

Downloaded from pediatrics.aappublications.org by guest on April 8, 2012

Pediatric Sudden Cardiac Arrest
SECTION ON CARDIOLOGY AND CARDIAC SURGERY
Pediatrics 2012;129;e1094
DOI: 10.1542/peds.2012-0144

Updated Information & Services	including high resolution figures, can be found at: http://pediatrics.aappublications.org/content/129/4/e1094.full.html
References	This article cites 79 articles, 39 of which can be accessed free at: http://pediatrics.aappublications.org/content/129/4/e1094.full.html#ref-list-1
Subspecialty Collections	This article, along with others on similar topics, appears in the following collection(s): **Heart & Blood Vessels** http://pediatrics.aappublications.org/cgi/collection/heart_and_blood_vessels **Section on Cardiology and Cardiac Surgery** http://pediatrics.aappublications.org/cgi/collection/section_on_cardiology_and_cardiac_surgery **Surgery** http://pediatrics.aappublications.org/cgi/collection/surgery
Permissions & Licensing	Information about reproducing this article in parts (figures, tables) or in its entirety can be found online at: http://pediatrics.aappublications.org/site/misc/Permissions.xhtml
Reprints	Information about ordering reprints can be found online: http://pediatrics.aappublications.org/site/misc/reprints.xhtml

PEDIATRICS is the official journal of the American Academy of Pediatrics. A monthly publication, it has been published continuously since 1948. PEDIATRICS is owned, published, and trademarked by the American Academy of Pediatrics, 141 Northwest Point Boulevard, Elk Grove Village, Illinois, 60007. Copyright © 2012 by the American Academy of Pediatrics. All rights reserved. Print ISSN: 0031-4005. Online ISSN: 1098-4275.

American Academy of Pediatrics
DEDICATED TO THE HEALTH OF ALL CHILDREN™

Downloaded from pediatrics.aappublications.org by guest on April 8, 2012

HARMONY SCHOOL CORPORATION

Statement of Assets, Liabilities and Net Assets - Cash Basis
August 31

	2011	2010
ASSETS		
CURRENT ASSETS:		
Cash and cash equivalents (note 3)	$ 296,540	$ 46,005
Other current assets	31,411	26,576
Total current assets	327,951	72,581
ENDOWMENT CASH	19,149	854,660
INVESTMENTS (note 5)	1,706,250	905,984
PROPERTY AND EQUIPMENT-NET (note 6)	3,978,386	4,110,626
TOTAL ASSETS	$ 6,031,736	$ 5,943,851
LIABILITIES AND NET ASSETS		
CURRENT LIABILITIES		
Payroll withholding	$ 8,013	$ 7,550
Notes payable (note 8)	793,716	804,252
Current portion of long-term debt (note 9)	90,320	22,422
Total current liabilities	892,049	834,224
LONG-TERM DEBT (note 9)	968,971	864,574
TOTAL LIABILITIES	1,861,020	1,698,798
NET ASSETS - UNRESTRICTED		
Unrestricted	2,321,983	2,444,147
Temporarily restricted (note 10)	124,313	41,210
Permanently restricted (note 11)	1,724,420	1,759,696
Total net assets	4,170,716	4,245,053
TOTAL LIABILITIES AND NET ASSETS	$ 6,031,736	$ 5,943,851

HARMONY SCHOOL CORPORATION

Statement of Support, Revenue, Expenses and Changes in Net Assets
Year Ended August 31, 2011
with summarized financial information for the year ended
August 31, 2010

	Unrestricted	Temporarily Restricted	Permanently Restricted	2011 Total	2010 Comparat
SUPPORT AND REVENUE:					
Private grants and contributions	$ 225,131	$ 10,771	$ -	$ 235,902	$ 365,7
Program revenue	192,756	-	-	192,756	188,7
Tuition	533,033	-	-	533,033	500,1
Government grants	251,164	84,027	-	335,191	342,7
Rental income	100,557	-	-	100,557	102,3
Student activity and other fees	44,732	-	-	44,732	46,4
Fund raising events	29,961	-	-	29,961	24,8
Other income	11,342	-	-	11,342	7,6
Investment income (note 5)	229,141	-	(35,276)	193,865	104,2
Total support and revenue	1,617,817	94,798	(35,276)	1,677,339	1,682,9
Net assets released from restrictions (note 12)	11,695	(11,695)	-	-	
Total revenue gains and other support	1,629,512	83,103	(35,276)	1,677,339	1,682,9
EXPENSES:					
Program services	1,444,473	-	-	1,444,473	1,541,9
Management and general	231,249	-	-	231,249	222,4
Fund raising	75,954	-	-	75,954	146,1
Total expenses	1,751,676	-	-	1,751,676	1,910,5
CHANGE IN NET ASSETS	(122,164)	83,103	(35,276)	(74,337)	(227,5
NET ASSETS -- Beginning of Year	2,444,147	41,210	1,759,696	4,245,053	4,472,5
NET ASSETS -- End of Year	$ 2,321,983	$ 124,313	$ 1,724,420	$ 4,170,716	$ 4,245,0

See accompanying notes and accountants' report

Jack Hopkins Social Services Funding Application (17)

Funding Sheet

Lead Agency:

Name HOOSIER HILLS FOOD BANK

Is the Lead Agency a 501(c)(3)? ☑ Yes ☐ No | Is this a collaborative project? ☐ Yes ☑ No

Number of Agency Employees: Full-time 8 Part-time 5 Volunteers 2,894

Address where Project will be facilitated or housed:
2333 W. INDUSTRIAL PARK DR BLOOMINGTON

Name of Project Administrator: JULIO ALONSO

Address PO BOX 697 BLOOMINGTON IN 47402

Telephone & E-mail 812-334-8374 julio@hhfoodbank.org

Name of other participating agencies, if different from Lead Agency: _____

Proposed Project:

Title of Project: MEAL SHARE PROGRAM EQUIPMENT REPLACEMENT

Total Cost of Project: $13,895.45

Requested JHSSF Amount: $13,895.00

Other Funds Expected for Project:

Amount	Source	Confirmed or Pending

Number of Clients Served by this Project in 2012: 19 AGENCIES - 51,431 lbs.

Number of City Residents Served by this Project in 2012: 7 AGENCIES - 43,620 lbs (85%)

Is this a request for operational costs? ☐ Yes ☑ No

If "yes," is the request for a pilot project or for bridge funding? ☐ Pilot ☐ Bridge

Example:	
Tables:	*5 tables @ $12.00 each*
Chairs:	*20 chairs @ $8.00 each*

Funding Information:

Please note: Due to limited funds, the Committee often recommends partial funding for a program. In the interest of helping the Committee best decide how to distribute funds, please provide an itemized list of program elements, ranked by priority and their costs.

ITEM	COST
DISHWASHER	$ 13,895.00

Claim Submission Date: *(check one)*

☑ July 2012 – September 2012 ☐ October 2012 – December 2012

☐ Other

Jack Hopkins Social Services Funding Application

Agency Contact Sheet

Lead Agency:

Name: HOOSIER HILLS FOOD BANK

Address: PO BOX 697
BLOOMINGTON IN 47402

Phone & E-Mail: 812-334-8374 julio@hhfoodbank.org

Website: www.hhfoodbank.org

President of Board of Directors: KEVIN R. ROBLING

Director Information

Director of Lead Agency: JULIO ALONSO

Director's Address: SAME AS ABOVE

Phone & E-Mail:

Presenter Information

Name of Person to Present Application to the Committee: SAME AS ABOVE

Address

Phone & E-mail

Grant Writer Information

Name of Grant Writer: SAME AS ABOVE

Address:

Phone & E-Mail:

Please also include:

- The Agency's Mission Statement in Two-Page Application Narrative
- A Simple Program Budget for use of requested funds (please check your math)
- A year-end financial statement that includes fund balances and total revenue & expenditures

Jack Hopkins Social Services Funding Application Narrative 2012
Hoosier Hills Food Bank

Hoosier Hills Food Bank's (HHFB) mission is to collect, store and distribute food to non-profit agencies that serve people of low-incomes, children and the ill. Through a network of nearly 100 partner agencies which include emergency food pantries, soup kitchens, shelters and youth programs, the food bank distributes over 3.2 million pounds of food annually.

Food is an essential element for human life and access to nutritious food on a regular basis is critical for human development. Community studies and assessments recognize this need and it is consistent with previously identified priorities for social service funding. Jack Hopkins funding criteria, the Service Community Assessment of Need (SCAN) (p. 56-57), and the City of Bloomington HAND 2010-2014 Consolidated Plan (p.19) all recognize providing food to those in need as a high community priority. In addition, HHFB supports and strengthens efforts to address many other priorities by providing food to those agencies addressing them (youth services, domestic violence prevention, substance recovery, mentoring, homelessness, etc.).

These efforts, in and of themselves make a broad and long-lasting contribution to our community by reducing health problems, school and work absences, lack of concentration among school children and other concerns by ensuring access to adequate food and nutrition. However, HHFB's unique position as a central collection and distribution agency serving other programs also helps ensure that a strong emergency food assistance network will remain in place through ebbs and flows in need and available resources over the course of time. Our entire existence is based on collaboration with other agencies and on reducing the duplication of services by providing "one stop shopping" for major food donors and enabling agencies to focus more efforts on their program and fewer efforts on finding food.

HHFB engages in a variety of activities to obtain food in support of our partner agencies and their programs. These include collection of donated food from retail and wholesale distributors, administration of government commodity distribution programs, conducting community food drives, obtaining food from national donors for the cost of transportation, gardening, and gleaning produce from farms. The focus of our Jack Hopkins application, however, is in support of our Meal Share prepared food rescue program.

Meal Share rescues prepared food from restaurants, catering services and other licensed food kitchens that has not been served to the public and would otherwise be disposed of. Each weekday, our driver visits numerous donors in a refrigerated van to collect food from restaurants, Greek houses, public schools, caterers and retailers. In 2011, all but 4 of our 56 total Meal Share donors were located in the City of Bloomington. Our program provides these donors with an opportunity to give back to the community and helps them save on disposal costs and in some cases, tax liabilities.

Meal Share food is distributed in two ways. Often food is "direct disbursed" to either Community Kitchen of Monroe County or the Shalom Community Center. This method means our driver will take food directly to those agencies in bulk on the same day as collection and it can be used quickly in their food distribution programs. Both agencies are located in and primarily serve city residents.

Meal Share food which is not direct disbursed is brought back to HHFB for repack. Three nights per week, volunteers under the supervision of a food-safety certified staff member

will repackage bulk prepared food into family-size portions in zip lock bags. Food is properly labeled, frozen and then made available for distribution by our partner agencies. Our repack program provided volunteer opportunities for over 1,100 individuals in 2011, the vast majority of which came from organizations in the City of Bloomington.

Due to its nature and the logistical issues involved, Meal Share food disproportionately benefits HHFB partner agencies in the City of Bloomington. In 2011, 51,431 pounds of rescued prepared food were distributed and 85% (43,620 pounds) went to city agencies serving city clients. These included: Blair House (Centerstone); Community Kitchen; Hoosier House (Centerstone); Hospice of IU Health Bloomington Hospital; Mother Hubbard's Cupboard; Positive Link; and the Shalom Community Center. Another 4% was distributed to agencies in Monroe County outside the city limits and only 11% went to out of county agencies.

HHFB is respectfully requesting $13,895.00 in funding for the one-time purchase of equipment to support the Meal Share program. All containers and utensils used in collecting, storing, distributing and repacking Meal Share food must be properly washed and sanitized in our repack kitchen. This requires a commercial hot water/sanitizing dishwasher.

Our existing dishwasher was purchased used in 1995 when the Meal Share program began. Parts, in particular circuit boards, are no longer made for this machine. We recently experienced problems with the machine that were corrected by cleaning off contact points for the circuit board but were informed by the technician that when the nearly 20-year old board inevitably goes bad, the entire machine will have to be replaced. We know this will happen in the near future and an unanticipated failure would cause significant disruption to our program and likely require the suspension of food collection, repack and distribution for several weeks. Such interruptions can cause substantial problems with donors and sometimes result in the permanent loss of food sources.

Meal Share is a signature program for HHFB, but it is an expensive one. Two part-time staff are dedicated exclusively to the program, thousands of single use liners must be purchased for transport containers, thousands of sturdy zip lock bags must be purchased for repack along with labels, protective gloves and hair covers. A collection vehicle is on the road at least 25 hours per week. Many food banks have abandoned prepared food rescue programs due to increasing costs and food safety regulations.

We, however, recognize the value of this program as a mark of our community's dedication to fighting hunger and eliminating food waste. Meal Share leverages food donations conservatively valued at over $85,000 annually. The food collected is of extremely high quality and nutrition, prepared by some of the finest purveyors of Bloomington cuisine. It is often provided to people whose life challenges would never enable them to sample such food by purchasing it in a restaurant. The volunteers engaged in repack gain heightened awareness of the level of waste that exists and of the problem of hunger. The food is of critical importance to agencies...and in particular to Mother Hubbard's Cupboard and Community Kitchen of Monroe County, the two largest recipients.

While HHFB remains strongly committed to our prepared food rescue program, the ongoing operating investment is significant and the additional one-time equipment investment would pose a challenge, which is why we seek Jack Hopkins support to keep this valuable program going. We appreciate your consideration.

Project Budget:

Purchase and installation of Hobart AM15-2 hot water/chemical sanitizing commercial dishwasher with booster heater: $13,895.45

Jack Hopkins Request: $13,895.00

Please see attached quote for more specific information.

Notes on Financial Statements:

Please note that HHFB's 2011 audit has not yet been conducted, so statements are unaudited. Audited statements are made available to the City on completion. The audit will result in application of certain generally accepted accounting principles and adjustments to include items such as depreciation and the value of donated food. Please also be aware that while grants for certain capital expenditures (two large truck grants, for example) are reflected as income, the corresponding expenses for obtaining the equipment do not get recorded as expenses but are depreciated according to a schedule.

Hobart Food Equipment Group

Representing these premier brands

Traulsen HOBART BAXTER

Quote

Date
3/29/2012

Project:
Hoosier Hills Food Bank

From:
Hobart
Tim Christianson
5601 Fortune, Suite P
701 S. Ridge Ave.
Indianapolis IN 46241-
(888) 446-2778 (Phone)
(317) 523-0155 (Cell)

Project Code: 4284

The prices below are for BUDGET purposes only in the current calendar year.
Equipment bid pricing should be lower.
Installation is NOT included, unless otherwise noted for each item.
Hobart/Traulsen/Baxter sells all products through authorized distributors only.
For a list of these distributors please contact Tim Christianson @ 317.523.0155 or tim.christianson@hobartcorp.com.
THANK YOU!

Item	Qty	Description	Sell	Sell Total
1	1 ea	**DISHWASHER, DOOR HOOD TYPE** Hobart Model No. AM15-1 Dishwasher, Door Type, hot water/chemical sanitizing, 58-65 racks/hour, straight-thru or corner, solid-state controls w/digital status, w/o booster heater, electric tank heat, auto-fill, s/s tank, frame, doors & feet, 208-240/60/3, ENERGY STAR®	$9,230.94	$9,230.94
	1 ea	Standard warranty - 1-Year parts, labor & travel time during normal working hours within the USA		
	1 ea	PRESREG-3/40BR 3/4" brass pressure regulator	$152.95	$152.95
			ITEM TOTAL:	~~$9,383.89~~
2	1 ea	**DISHWASHER, DOOR HOOD TYPE** Hobart Model No. AM15-2 Dishwasher, Door Type, hot water/chemical sanitizing, 58-65 racks/hour, straight-thru or corner, solid-state controls w/digital status, with booster heater, electric tank heat, auto-fill, s/s tank, frame, doors & feet, 208-240/60/3, ENERGY STAR®	$11,270.00	$11,270.00
	1 ea	Standard warranty - 1-Year parts, labor & travel time during normal working hours within the USA		
	1 ea	PRESREG-3/40BR 3/4" brass pressure regulator	$152.95	$152.95
			ITEM TOTAL:	**$11,422.95**

Initial: _____

Item	Qty	Description	Sell	Sell Total
3	1 ea	**BUDGET INSTALL** Custom Model No. BUDGET INSTALL Budget Install to Include: -Removal of exising dishmachine -Receive, uncrate, deliver, and set in place new machine -Make final electrical and plumbing connections to machine* -Start up to ensure proper operation -Re-use existing booster -Extend warranty from 12-18 months	$2,127.50	$2,127.50
	1 ea	UPCHARGE FOR NEW BUILT-IN BOOSTER -Upcharge for install if machine is chosen with built-in booster heater	$345.00	$345.00
			ITEM TOTAL:	**$2,472.50**
			Total	~~$23,279.34~~

13,895.45

Quantity _____

C.S.I. Section 11400

HOBART
701 S Ridge Avenue, Troy, OH 45374
1-888-4HOBART • www.hobartcorp.com

AM SELECT DISHWASHER

STANDARD FEATURES

- .74 gallons per rack final rinse water
- 58 racks per hour – hot water sanitizing
- 65 racks per hour – chemical sanitizing
- NSF pot and pan listed for 2-, 4- & 6- minute cycles
- Timed wash cycles for 1, 2, 4 or 6 minutes
- Solid state, integrated controls with digital status indicators
- Self-draining, high efficiency stainless steel pump and stainless steel impeller
- Stainless steel drawn tank, tank shelf, chamber, trim panels, frame and feet
- Spring counterbalanced chamber with polyethylene guides
- Revolving, interchangeable upper and lower anti-clogging wash arms
- Revolving, interchangeable upper and lower rinse arms
- Slanted, self-locating, one-piece scrap screen and basket system
- Automatic fill
- Door actuated start
- Automatic drain closure
- Vent fan control
- External booster activation
- Delime cycle
- Service diagnostics
- NAFEM Data Protocol capable
- Straight-through or corner installation
- Hot water or chemical sanitation

VOLTAGE

- ❑ 208-240/60/1
- ❑ 208-240/60/3
- ❑ 480/60/3
- ❑ 200-240/50/3*
- ❑ 380-415/50/3*

*Not submitted for UL/CUL Listing

MODEL

- ❑ AM15

OPTIONS AT EXTRA COST

- ❑ Gas heat
- ❑ Sense-A-Temp™ 70°F rise electric booster heater
- ❑ Single point electrical connection for booster equipped machines (3 phase only)

ACCESSORIES

- ❑ ¾" pressure regulator valve
- ❑ Peg rack
- ❑ Combination rack
- ❑ Splash shield for corner installations
- ❑ Flanged and seismic feet
- ❑ End of cycle audible alarm (field activated)
- ❑ Delime notification (field activated)
- ❑ Drain water tempering kit

Specifications, Details and Dimensions on Inside and Back.

NSF c UL us LISTED ENERGY STAR



HOBART
AM SELECT DISHWASHER

Stampfli Associates, CPAs, P.C.

ACCOUNTANTS' COMPILATION REPORT

To the Board of Directors
Hoosier Hills Food Bank, Inc.
Bloomington, Indiana

We have compiled the accompanying balance sheet of Hoosier Hills Food Bank, Inc. (a non-profit corporation), as of December 31, 2011 and 2010, and the related statement of activity for the one and twelve months then ended, and the accompanying supplementary information. We have not audited or reviewed the accompanying financial statements and supplementary information and accordingly, do not express an opinion or provide any assurance about whether the financial statements are in accordance with accounting principles generally accepted in the United States of America.

Management is responsible for the preparation and fair presentation of the financial statements in accordance with accounting principles generally accepted in the United States of America and for designing, implementing, and maintaining internal control relevant to the preparation and fair presentation of the financial statements.

Our responsibility is to conduct the compilation in accordance with Statements on Standards for Accounting and Review Services issued by the American Institute of Certified Public Accountants. The objective of a compilation is to assist management in presenting financial information in the form of financial statements without undertaking to obtain or provide any assurance that there are no material modifications that should be made to the financial statements. During our compilation, we did become aware of certain departures from accounting principles generally accepted in the United States of America that are described in the following paragraph.

The value of in-kind donations of food and supplies and the value of such materials distributed have not been included in these financial statements. This data has been omitted because the amounts have not been determined. If accounting principles generally accepted in the United States of America had been followed, in-kind revenue and expenses would be different by an undetermined amount. The net of donations received and distributions has been estimated and included as an expense. Management has also declined to record depreciation for the current year. If accounting principles generally accepted in the United States of America had been followed, depreciation would be recorded at approximately $73,900 for the entire year of 2011 and $68,930 for 2010. A statement of cash flows and a statement of functional expenses for the period ended has not been presented. Accounting principles generally accepted in the United States of America require that such statements be presented when financial statements purport to present financial position and results of operations.

Management has elected to omit substantially all of the disclosures required by accounting principles generally accepted in the United States of America. If the omitted disclosures and statements were included in the financial statements, they might influence the user's conclusions about the company's financial position, changes in net assets, and cash flows. Accordingly, the financial statements are not designed for those who are not informed about such matters.

Stampfli Associates

January 26, 2012

Hoosier Hills Food Bank. Inc.

Balance Sheet
December 31, 2011 and 2010

	Year	
	2011	2010
Assets		
Current Assets		
Petty Cash	$50.00	$50.00
Monroe Bank Checking	0.00	109,263.74
Monroe Bank Savings	0.00	21,844.91
United Commerce Checking	138,835.03	70.06
United Commerce Savings	106,897.75	90,052.70
Certificates of Deposit	47,340.07	46,937.92
Certificates of Deposit - Unrestricted	18,429.38	18,276.52
Accounts Receivable	21,491.11	9,993.50
Contribution Receivable	3,014.57	3,014.57
Grant Receivable - Unrestricted	17,500.00	17,500.00
Grant Receivable - Unrestricted	23,568.41	23,568.41
Pledge Receivable	10,500.00	10,500.00
Allowance for Uncollectible account	(2,000.00)	(2,000.00)
Inventory	257,952.00	327,584.00
Deposit on Asset	10,369.23	0.00
Prepaid Expense	6,991.71	6,991.71
Total Current Assets	**660,939.26**	**683,648.04**
Land	83,500.00	83,500.00
Buildings	788,445.98	788,445.98
Equipment	65,582.99	62,938.99
Vehicles	379,449.41	292,971.91
	1,316,978.38	1,227,856.88
Less Accumulated Depreciation	(303,686.01)	(271,180.40)
	1,013,292.37	**956,676.48**
Total Assets	**$1,674,231.63**	**$1,640,324.52**
Liabilities and Net Assets		
Current Liabilities		
Accounts Payable	$37,334.23	$0.00
Accrued Wages	4,800.22	5,677.10
Accrued Paid Time Off	30,662.06	21,744.85
Payroll Taxes Payable	4,913.35	4,631.08
Accrued 401K Withholding	0.00	270.53
United Way Contributions Payable	0.00	88.00
Mortgage	8,631.79	8,870.51
Total Current Liabilities	**86,341.65**	**41,282.07**
Long-Term Liabilities		
Mortgage	383,491.46	392,885.68
Total Long-Term Liabilities	**383,491.46**	**392,885.68**
Net Assets - Unrestricted	**1,204,398.52**	**1,206,156.77**
Total Liabilities and Net Assets	**$1,674,231.63**	**$1,640,324.52**

(See Accountants' Compilation Report)

Hoosier Hills Food Bank, Inc.

Statement of Activity
For the One and Twelve Months Ending December 31, 2011 and 2010

	Period			Year		
	2011	2010	Budget	2011	2010	Budget
Support and Revenue:						
Support						
Contributions	$39,560.09	$48,278.17	$8,750.00	$209,575.41	$140,194.70	$105,000.00
In-Kind Contributions of Inventory	0.00	0.00	0.00	0.00	0.00	0.00
United Way Allocations	3,969.03	4,519.86	4,500.00	57,277.57	55,872.06	54,000.00
Donated Inventory	0.00	0.00	0.00	0.00	0.00	0.00
TEFAP Infrastructure Grant	0.00	0.00	0.00	112,199.00	0.00	0.00
Grants - Other	0.00	9,556.00	4,486.63	28,316.41	163,704.31	53,840.00
Other Income	0.00	0.00	0.00	4.10	0.00	0.00
Total Support	43,529.12	62,354.03	17,736.63	407,372.49	359,771.07	212,840.00
Revenue						
Share Maintenance Fees	21,122.72	9,941.08	11,750.00	160,489.96	136,871.51	141,000.00
Food Purchase Reimbursement	3,625.00	0.00	0.00	3,625.00	0.00	0.00
Grants - Federal Government Funds	0.00	0.00	2,583.26	22,120.28	27,004.64	31,000.00
USDA Program Fees	5,469.91	11,631.00	6,354.50	88,188.41	142,549.25	76,254.00
Fund-Raising Events	49,144.06	39,170.35	17,083.26	229,076.23	189,907.20	205,000.00
Local Government Grants	16,838.94	6,000.00	1,750.00	34,450.00	17,800.00	21,000.00
Capital/Restricted Income	0.00	0.00	166.63	2,000.00	2,000.00	2,000.00
Restricted Grants-Mortgage	0.00	0.00	0.00	0.00	0.00	0.00
Investment Income	45.03	107.03	125.00	851.72	1,355.38	1,500.00
Total Revenue	96,245.66	66,849.46	39,812.65	540,801.60	517,487.98	477,754.00
Total Revenue, Gains and Other Sup	139,774.78	129,203.49	57,549.28	948,174.09	877,259.05	690,594.00
Expenses						
Wages	43,219.73	34,032.25	37,176.71	343,295.61	324,372.14	322,198.00
Payroll Taxes	3,751.01	3,133.74	2,942.29	25,647.09	24,574.29	25,500.00
Employee Benefits	2,052.76	3,008.68	3,160.13	37,877.44	37,059.45	37,922.00
Retirement Benefits	714.91	617.85	642.88	5,286.16	5,088.58	7,715.00
IU Work Study	300.00	0.00	125.00	1,507.38	915.20	1,500.00
Food Share Purchases	55,683.15	734.02	8,333.37	150,762.40	103,814.67	100,000.00
Agency Food Purchase	3,625.00	0.00	0.00	3,625.00	0.00	0.00
Food Donated	69,632.00	0.00	0.00	69,632.00	0.00	0.00
Food Rescue Supplies	1,978.26	742.52	833.37	11,400.56	9,055.50	10,000.00
Fundraising Expense	17,679.26	4,752.04	1,500.00	49,921.75	19,473.87	18,000.00
Trash	1,245.25	1,190.04	375.00	5,906.97	5,065.12	4,500.00
Electric	1,929.19	948.27	1,166.63	13,602.41	11,539.66	14,000.00
Water	181.69	65.31	70.87	910.68	689.90	850.00
Gas	221.77	52.95	108.37	1,049.91	653.25	1,300.00
Telephone	193.55	190.53	250.00	3,042.14	2,676.28	3,000.00
Office Supplies	502.89	86.79	233.37	2,512.60	(3,685.90)	2,800.00
General Office Fund	990.97	304.67	333.37	4,356.13	1,462.21	4,000.00
Postage	400.81	342.68	333.37	3,387.45	2,132.60	4,000.00
Copy and Printing	3,484.01	2,820.82	1,000.00	8,327.00	12,004.60	12,000.00
Computer Supplies and Expense	80.00	80.00	166.63	2,202.78	2,083.90	2,000.00
Legal and Accounting	1,740.00	1,660.00	1,566.63	19,641.20	18,825.00	18,800.00
Harvest Membership	250.00	0.00	500.00	6,833.63	4,722.82	6,000.00
Subscriptions and Publications	52.00	0.00	58.37	400.00	606.00	700.00
Supplies and Maintenance	644.40	284.20	400.00	3,577.85	3,463.53	4,800.00
Volunteer Supplies	74.37	118.24	375.00	5,460.86	3,981.22	4,500.00
Pest Control	150.00	150.00	75.00	1,021.85	1,136.00	900.00
Repairs and Maintenance	450.00	418.34	375.00	2,046.00	3,589.79	4,500.00
Equipment Repairs and Maintenance	704.85	683.00	250.00	1,871.65	1,791.18	3,000.00
Vehicle Gas	4,718.34	1,588.26	1,416.63	26,627.14	14,328.26	17,000.00
Vehicle Repair	7,625.46	539.95	625.00	17,638.87	14,546.71	7,500.00
Vehicle Registration	0.00	0.00	183.37	2,825.03	2,495.61	2,200.00
Employee Mileage	70.77	106.00	125.00	952.57	636.20	1,500.00
Travel Expense	42.50	0.00	208.37	3,658.11	0.00	2,500.00
Gifts	0.00	0.00	0.00	0.00	0.00	0.00
Insurance	0.00	0.00	1,583.37	22,275.28	18,574.50	19,000.00
Rent	0.00	0.00	0.00	0.00	0.00	0.00
Interest Expense	3,768.79	4,574.70	2,000.00	22,107.18	26,375.46	24,000.00
Depreciation	0.00	0.00	0.00	624.96	0.00	0.00
Miscellaneous	39.80	73.38	200.75	1,188.05	696.20	2,409.00
Gain(loss) on Sale of Assets	0.00	0.00	0.00	(1,791.63)	0.00	0.00
Total Expenses	228,197.49	63,321.52	68,693.85	881,212.06	674,766.09	690,594.00
Changes in Unrestricted Net A	(88,422.71)	65,881.97	(11,144.57)	66,962.03	202,492.96	0.00
Net Assets - January 1			0.00	1,137,436.49	1,003,663.81	0.00
Net Assets - December 31			($11,144.57)	$1,204,398.52	$1,206,156.77	$0.00

(See Accountants' Compilation Report)

Jack Hopkins Social Services Funding Application (18)

Funding Sheet

Lead Agency:

Name: Indiana Legal Services, Inc.

Is the Lead Agency a 501(c)(3)? ☒ Yes ☐ No | Is this a collaborative project? ☐ Yes ☒ No

Number of Agency Employees: Full-time 8 Part-time 2 Volunteers 11

Address where Project will be facilitated or housed:
214 S. College Avenue, Bloomington, IN 47404

Name of Project Administrator: Marcy Wenzler

Address: 214 S. College Avenue, Bloomington, IN 47404

Telephone & E-mail: (812) 339-7668; marcy.wenzler@ilsi.net

Name of other participating agencies, if different from Lead Agency: Indiana University Maurer School of Law

Proposed Project:

Title of Project: Homeless Prevention Attorney

Total Cost of Project: $76,496 (from Sept 1, 2012 through August 31, 2013)

Requested JHSSF Amount: $16,000

Other Funds Expected for Project:

Amount		Source	Confirmed or Pending
000	$10,000	Indiana University Maurer School of Law	Confirmed
16,500	$16,500	United Way of Monroe County	Pending
$17,372	$17,372	Indiana Legal Services, Inc. (in kind support of project)	Confirmed

Number of Clients Served by this Project in 2012: 110 households

Number of City Residents Served by this Project in 2012: 95 households

Is this a request for operational costs? ☒ Yes ☐ No

If "yes," is the request for a pilot project or for bridge funding? ☐ Pilot ☒ Bridge

Example:
Tables: 5 tables @ $12.00 each
Chairs: 20 chairs @ $8.00 each

Funding Information:

Please note: Due to limited funds, the Committee often recommends partial funding for a program. In the interest of helping the Committee best decide how to distribute funds, please provide an itemized list of program elements, ranked by priority and their costs.

ITEM	COST
Homeless Prevention Attorney Salary	$13,515
Loan Repayment Assistance Program (for attorney)	$ 1,250
FICA	$ 1,034
Unemployment Insurance	$ 68
Operating costs (postage)	$ 127

Claim Submission Date: *(check one)*

☐ July 2012 – September 2012 ☑ October 2012 – December 2012

☐ Other

Jack Hopkins Social Services Funding Application

Agency Contact Sheet

Lead Agency:

Name: Indiana Legal Services, Inc.

Address: 214 S. College Avenue

Bloomington, IN 47404

Phone & E-Mail: (812) 339-7668; marcy.wenzler@ilsi.net

Website: www.indianajustice.org

President of Board of Directors: Carolyn Barlow

Director Information

Director of Lead Agency: Norman Metzger

Director's Address: 151 N. □elaware St., Ste. 1850, Indianapolis, IN 46204

Phone & E-Mail: (317) 631-1395; norman.metzger@ilsi.net

Presenter Information

Name of Person to Present Application to the Committee: Marcy Wenzler

Address: 214 S. College Avenue, Bloomington, IN 47404

Phone & E-mail: (812) 339-7668; marcy.wenzler@ilsi.net

Grant Writer Information

Name of Grant Writer: □ennifer S. Prusak

Address: 214 S. College Avenue, Bloomington, IN 47404

Phone & E-Mail: (812) 339-7668; jennifer.prusak@ilsi.net

Please also include:

- The Agency's Mission Statement in Two-Page Application Narrative
- A Simple Program Budget for use of requested funds (please check your math)
- A year-end financial statement that includes fund balances and total revenue & expenditures

Jack Hopkins Social Services Funding Application 2012
Indiana Legal Services, Inc.

***Project Description*:** Indiana Legal Services, Inc. ("ILS") respectfully requests a one-time grant of $16,000 to retain its Homeless Prevention Attorney after current funding for the position ends on August 31, 2012 while additional funding is sought.

Agency Mission: ILS provides free legal help to low-income people in Monroe County with urgent civil legal problems. Our mission: "To use our resources to provide poor people with a wide variety of aggressive, quality legal services which will help them to gain equal access to the courts; empower them to control their lives; and impact on the major issues of poverty."

ILS places a priority on solving legal problems that interfere with low-income households' housing. For almost a decade, ILS has employed a homeless prevention ("HP") attorney to work with households at risk of losing rental housing. Due to significant cuts in federal funding, after August 31, 2012 ILS will no longer have funding for a designated HP attorney. ILS will soon need to drastically curtail its homeless prevention work unless additional funds are received. In 2011, the HP attorney worked with about 134 households facing homelessness through eviction from rental housing, termination of Section 8 vouchers, or due to a utility shutoff or unsafe living conditions. 70% of these households were in Monroe County. ILS estimates it preserved housing for approximately 66% of households it worked with in 2011; the remaining 33% received valuable counseling to help them transition lawfully and preserve their rights in the future. Since 2004 ILS' homeless prevention attorney has run a Tenant Assistance Project ("TAP") in Monroe Circuit Court on Thursdays and Fridays. Using law students trained and supervised by ILS, TAP provides tenants facing eviction "last chance" legal advice to avoid losing their housing. In 2011, more than 150 Monroe County households received assistance at TAP, most of which were able to retain their housing because of TAP.

ILS collaborates with local organizations dedicated to eradicating homelessness. ILS' HP attorney works with the Bloomington Housing Authority (BHA), counseling public housing and Section 8 tenants of their rights and obligations under leases and participant agreements. ILS' HP attorney works with local Homeless Prevention and Rapid Rehousing (HPRP) staff and local nonprofit organizations, (such as South Central Community Action Program, Positive Link, and South Central Housing Network members), advising them on key legal issues and helping our mutual clients navigate a complex system.

Satisfaction of Funding Criteria

Addressing a previously identified priority:

ILS' homeless prevention and other rental-housing work meet a number of funding priorities in our community identified in both the Consolidated Plan and SCAN:

Homelessness Prevention

The Consolidated Plan identifies low- and extremely-low income households who are at imminent risk of homelessness as a key funding priority. This has always been ILS' HP attorney's primary focus. The 2010-2014 Con Plan identifies legal services as a high-level, high-priority need which has increased in the current housing crisis (p. 50). Critical to preventing homelessness is maximizing household income. The HP attorney works closely with ILS staff to access public benefits,

Budget Narrative
(9/1/2012-8/31/2013)

Personnel Costs	JHSSG	Other	ILS	Total
Salary:				
Project Attorney-- ($40,950 x 1 FTE = $40,950)	13,515	27,435	0	40,950
Supervising Attorney – ($73,725 x 15% FTE =$3,260)	0	0	11,059	11,059
Ofc. Supervising Attorney – ($78,554 x 3% FTE = $2,357)	0	0	2,357	2,357
	13,515	27,435	13,416	54,366
FICA:				
Project Attorney ($40,950 x 7.65% = $3,133)	1,034	2,099	0	3,133
Supervising Attorney ($11,059 x 7.65% = $846)	0	0	846	846
Ofc. Supervising Attorney ($2,357 x 7.65% = $180)	0	0	180	180
	1,034	2,099	1,026	4,159
Loan Repayment Assistance Program				
Project Attorney ($5,000 @ yr./4 = $1,250)	1,250	3,750	0	5,000
Health Care Costs:				
Project Attorney (elected not to take insurance thru ILS)	0	0	0	0
Supervising Attorney ($1,340 per mo. x 12 =$16,080 x 15% =$2,412)	0	0	2,412	2,412
Ofc. Supervising Attorney ($1,340 x 12 mo. = $16,080 x 3% = $482)	0	0	482	482
	0	0	2,894	2,894
Workmen's Compensation:				
Project Attorney: ($.14 @ $100) = 40.95 x $.14 = $6)	6	0	0	6
Supervising Attorney: ($.14 @ $100) = 11.06 x $.14 = $2 x 15% = $1)	0	0	1	1
Ofc. Supervising Attorney ($.14 x 2.36 = $1 x 3% = $1)	0	0	1	1
	0	6	2	8
Life Insurance:				
Project Attorney (elected not to take insurance thru ILS)	0	0	0	0
Supervising Attorney: ($10 per mo. x 12 = $120 x 15% = $18)	0	0	18	18
Ofc. Supervising Attorney: ($10 per mo. x 12 = $120 x 3% = $4)	0	0	4	4
	0	0	22	22
Unemployment Insurance:				
Project Attorney: ($68 @ yr.)	68	0	0	68
Supervising Attorney: ($68 @ yr. x 15% = $10)	0	0	10	10
Ofc. Supervising Attorney ($68 @ yr. x 3% = $2)	0	0	2	2
	0	33,284	12	80
Overall Personnel Costs	15,873	33,284	17,372	66,529
Operating Costs				
Contract Services ($6,860/10.54 = $651 x 1.18 proj. staff = $768)	0	0	768	768
Data Service Subscrip. ($3,550/10.54 = $337 x 1.18 FTE = $337)	0	0	337	337
Space & Utilities ($52,363/10.54 persons = $4,968 x 1.18 FTE = $5,862)	0	0	5,862	5,862
Equipment ($9,950/10.54 =$944 x 1.18 FTE project staff = $1,114)	0	0	1,114	1,114
Telephone ($10,800/10.54 = $1,025 x 1.18 FTE Proj Staff = $1,209)	0	0	1,209	1,209
Printing (500 x $.10 = $50)	0	0	50	50
Postage (400 x $.45 = $180)	127	0	53	180
Supplies ($4,000/10.54 = $379 x 1.18 FTE Proj. Staff = $447)	0	0	447	447
Overall Operating Costs	127	0	9,840	9,967
Overall Project Costs	$16,000	$33,284	$27,212	$76,496

Indiana Legal Services

Balance Sheet
For the Twelve Months Ending December 31, 2011

ASSETS

CURRENT ASSETS	
Cash	$416,165.11
Client Escrow	43,786.91
Savings and Certificates of Deposit	801,445.54
Due from Grantors	5,224,661.82
Prepaid and Other Assets	110,023.71
TOTAL CURRENT ASSETS	6,596,083.09
PROPERTY	
Furniture & Equipment	1,128,247.95
Less Accumulated Depreciation	(1,030,840.42)
TOTAL PROPERTY	97,407.53
TOTAL ASSETS	$6,693,490.62

LIABILITIES

LIABILITIES & NET ASSETS	
Accounts Payable	$93,670.60
S/T portion of L/T Lease	14,985.00
Accrued Expenses	63,234.93
Accrued Employee Benefits	(74.30)
Lease Commitment	32,213.52
Other Liabilities	58,706.90
TOTAL LIABILITIES	262,736.65
UNRESTRICTED NET ASSETS	
Legal Services Corp - Basic Field	5,461,794.58
General Fund	518,772.92
Other Grants	226,642.22
Property	50,209.01
TOTAL UNRESTRICTED NET ASSETS	6,257,418.73
TEMPORARILY RESTRICTED NET ASSETS	
Legal Services Corp - Migrants	173,335.25
TOTAL TEMPORARILY RESTRICTED NET ASSETS	173,335.25
TOTAL LIABILITIES AND NET ASSETS	$6,693,490.63

Indiana Legal Services

Monroe County United Way
For the Twelve Months Ending December 31, 2011

Description	Current Period Actual	Budget	Variance	Year-to-Date Actual	Budget	Variance	Annual Budget
Expens s							
Expens s							
Salaries - Attorneys	$3,856.40	$1,226.00	($2,630.40)	$18,657.72	$14,712.00	($3,945.72)	$14,712.00
Total E> penses	$3,856.40	$1,226.00	($2,630.40)	$18,657.72	$14,712.00	($3,945.72)	$14,712.00

Indiana Legal Services

Report of Net Assets
For the Twelve Months Ending December 31, 2011

NET ASSETS (Grants)

UNSRESTRICTED NET ASSETS	
LSC - Basic Field	$5,461,794.58
TOTAL LSC NET ASSETS (Grants)	$5,461,794.58
OTHER GRANTS	
U Way of Central Indiana	55,829.00
U Way of Posey County	10,000.00
U Way of St. Joe County	25,000.00
Pulliam Grant	110,813.22
Anderson Grant	25,000.00
TOTAL OTHER GRANTS	$226,642.22
TEMPORARILY RESTRICTED NET ASSETS	
LSC - Migrant Farmworker Project	$173,335.25
AGING GRANTS	
OTHER GRANTS	

Indiana Legal Services

For the Twelve Months Ending December 31, 2011

Description	Current Period Actual	Budget	Variance	Year-to-Date Actual	Budget	Variance	Annual Budget
Revenues and Support							
LSC Basic Field	$4,767,544.00	$484,916.37	($4,282,627.63)	$4,535,032.00	$5,818,996.00	$1,283,964.00	$5,818,996.00
LSC Atty Fee - Current Year	12,500.00		(12,500.00)	29,592.50		(29,592.50)	
LSC - TIG #2 Tech Grant	13,750.00		(13,750.00)	13,750.00		(13,750.00)	
LSC - Interest Income	184.01	500.00	315.99	5,482.33	6,000.00	517.67	6,000.00
LSC - MFW	107,097.00	4,045.38	(103,051.62)	101,868.00	48,545.00	(53,323.00)	48,545.00
LSC - Miscellaneous Revenue	462.55		(462.55)	462.55		(462.55)	
Indianapolis Aging	159,506.67	16,876.37	(142,630.50)	238,165.28	202,516.00	(35,649.28)	202,516.00
Monroe County United Way	(5,561.62)	1,226.00	6,787.62	18,657.72	14,712.00	(3,945.72)	14,712.00
Central Indiana United Way		11,482.25	11,482.25	141,367.31	137,787.00	(3,580.31)	137,787.00
U Way Porter County		291.63	291.63	750.04	3,500.00	2,749.96	3,500.00
U Way Posey County	10,000.00	791.63	(9,208.37)	10,000.00	9,500.00	(500.00)	9,500.00
Lake Area United Way		4,003.13	4,003.13	46,836.00	48,038.00	1,202.00	48,038.00
Anderson Foundation	25,000.00	2,791.63	(22,208.37)	25,000.00	33,500.00	8,500.00	33,500.00
St. Joe U Way		4,000.00	4,000.00	50,000.00	48,000.00	(2,000.00)	48,000.00
Hammond CDBG		1,666.63	1,666.63	4,999.98	20,000.00	15,000.02	20,000.00
East Chicago CDBG	4,253.12	2,916.63	(1,336.49)	38,073.72	35,000.00	(3,073.72)	35,000.00
Columbus Aging	16,251.76	2,735.88	(13,515.88)	32,741.74	32,831.00	89.26	32,831.00
Evansville Aging	18,447.98	3,130.25	(15,317.73)	40,483.98	37,563.00	(2,920.98)	37,563.00
Bloomington Aging	2,316.67	382.12	(1,934.55)	5,024.13	4,585.00	(439.13)	4,585.00
Anderson Aging	28,858.13	5,572.25	(23,285.88)	73,561.89	66,867.00	(6,694.89)	66,867.00
Terre Haute Aging	5,897.50	842.87	(5,054.63)	10,495.00	10,114.00	(381.00)	10,114.00
Richmond Aging	7,999.97	666.63	(7,333.34)	7,999.97	8,000.00	0.03	8,000.00
South Bend Aging	17,214.79	2,890.25	(14,324.54)	33,383.59	34,683.00	1,299.41	34,683.00
NWICAC	25,472.00	2,150.88	(23,321.12)	20,843.82	25,811.00	4,967.18	25,811.00
LAGE Area IV & V Revenue	31,477.80	5,147.75	(26,330.05)	63,366.60	61,773.00	(1,593.60)	61,773.00
Generations	5,285.20	845.00	(4,440.20)	12,048.60	10,140.00	(1,908.60)	10,140.00
Pulliam Foundation	120,000.00		(120,000.00)	120,000.00		(120,000.00)	
Dists 4 & 5 Pro Bono	47,117.51	14,990.13	(32,127.38)	152,028.47	179,882.00	27,853.53	179,882.00
Dist 8 Pro Bono	5,021.54	4,919.63	(101.91)	54,960.48	59,036.00	4,075.52	59,036.00
Dist 12 & 14 Pro Bono		200.00	200.00		2,400.00	2,400.00	2,400.00
Clark County	2,000.00		(2,000.00)	8,650.00		(8,650.00)	
Wishard	7,500.00	1,250.00	(6,250.00)	15,000.00	15,000.00		15,000.00
Elder Law of Michigan	2,500.00		(2,500.00)	7,500.00		(7,500.00)	
EJW/Americorps	18,825.14	3,194.62	(15,630.52)	61,318.52	38,335.00	(22,983.52)	38,335.00
Bloomington Low Income Taxpaye	30,033.00	3,730.00	(26,303.00)	50,000.00	44,760.00	(5,240.00)	44,760.00
IHCDA	7,995.00	4,583.37	(3,411.63)	100,000.00	55,000.00	(45,000.00)	55,000.00
Ft. Wayne Aging	7,715.46	1,458.37	(6,257.09)	21,306.77	17,500.00	(3,806.77)	17,500.00
Civil Legal Aid Funding				958,123.57	957,285.00	(838.57)	957,285.00
IU Law School Grants		416.63	416.63	5,000.00	5,000.00		5,000.00
IAGE Training Revenues	20,872.08	5,833.37	(15,038.71)	84,248.62	70,000.00	(14,248.62)	70,000.00
Contributions - IAGE	410.00	2,500.00	2,090.00	12,974.30	30,000.00	17,025.70	30,000.00
Contributions - EAGE				100.00		(100.00)	
Net increas(dec) in stock value	(2,740.21)		2,740.21	(2,740.21)		2,740.21	
NAP Contributions	3,130.00	3,810.25	680.25	68,030.00	45,723.00	(22,307.00)	45,723.00
Fund Raising Event	2,109.93		(2,109.93)	13,689.93		(13,689.93)	
Contributions - General Fund	(10,288.11)		10,288.11	36,351.46		(36,351.46)	
Annual Campaign - General Fund	6,775.00	3,125.00	(3,650.00)	6,775.00	37,500.00	30,725.00	37,500.00
	$5,522,934.07	$609,882.90	($4,913,051.17)	$7,333,303.66	$8,275,882.00	$942,578.34	$8,275,882.00
Expenses							
Salaries - Attorneys	$273,586.83	$254,770.91	($18,815.92)	$3,001,556.19	$3,057,254.00	$55,697.81	$3,057,254.00
Salaries - Paralegals	74,780.63	76,110.87	1,330.24	905,917.84	913,330.00	7,412.16	913,330.00
Salaries - Other Staff	61,677.73	94,340.16	32,662.43	1,036,036.24	1,132,080.16	96,043.92	1,132,080.16
Salaries - Accrued Vacation	3,446.87		(3,446.87)	3,446.87		(3,446.87)	
FICA Expense	28,849.75	32,491.53	3,641.78	354,243.70	389,901.00	35,657.30	389,901.00
Fringe Benefits	93,653.32	104,054.02	10,400.70	1,163,630.30	1,248,650.00	85,019.70	1,248,650.00
Legal Fees and Expenses		416.63	416.63	2,137.50	5,000.00	2,862.50	5,000.00
Contract Services	40,941.29	15,773.75	(25,167.54)	246,776.08	189,285.00	(57,491.08)	189,285.00
On-Line Data Subscription	6,424.74	3,297.50	(3,127.24)	42,159.08	39,570.00	(2,589.08)	39,570.00
Contract Services - Audit Fees		3,333.37	3,333.37	35,733.69	40,000.00	4,266.31	40,000.00
Program Travel	15,046.40	6,144.99	(8,901.41)	94,533.22	73,739.00	(20,794.22)	73,739.00
Board Travel	11,799.93	1,416.63	(10,383.30)	19,856.62	17,000.00	(2,856.62)	17,000.00
Training Program - Staff	299.00	2,392.15	2,093.15	18,259.94	28,708.00	10,448.06	28,708.00
Training Program - Board	650.00	83.37	(566.63)	1,524.00	1,000.00	(524.00)	1,000.00
Training Program - Client	5,638.30	1,666.63	(3,971.67)	10,734.43	20,000.00	9,265.57	20,000.00
Space Rental	45,630.57	49,536.62	3,906.05	556,407.44	594,439.00	38,031.56	594,439.00
Utilities & Other Space Costs	6,206.48	5,377.86	(828.62)	75,015.39	64,533.00	(10,482.39)	64,533.00
Rental on Lease of Equipment	4,083.52	6,099.35	2,015.83	54,685.09	73,190.00	18,504.91	73,190.00
Consumable Supplies	5,252.58	4,022.99	(1,229.59)	60,440.51	48,275.00	(12,165.51)	48,275.00
Telephone	7,805.42	11,269.27	3,463.85	94,121.84	135,233.00	41,111.16	135,233.00
Law Library	6,825.22	2,006.63	(4,818.59)	30,057.81	24,080.00	(5,977.81)	24,080.00
Insurance	4,522.09	4,250.00	(272.09)	45,990.08	51,000.00	5,009.92	51,000.00
Litigation	2,231.89	1,412.88	(819.01)	10,261.03	16,955.00	6,693.97	16,955.00
Dues & Fees	1,674.48	983.37	(691.11)	15,296.85	11,800.00	(3,496.85)	11,800.00
Other Direct Expense	4,752.41	959.38	(3,793.03)	13,570.75	11,513.00	(2,057.75)	11,513.00
Postage	23,134.12	3,273.13	(19,860.99)	51,790.10	39,278.00	(12,512.10)	39,278.00
Printing	2,365.87	1,951.14	(414.73)	22,093.30	23,415.00	1,321.70	23,415.00
Computer Repair Expense		485.40	485.40		5,827.00	5,827.00	5,827.00
Depreciation Expense	22,690.60		(22,690.60)	22,690.60		(22,690.60)	
Acquisition of Property	28,979.29	8,430.02	(20,549.27)	45,861.98	101,162.00	55,300.02	101,162.00
	$782,949.33	$696,350.55	($86,598.78)	$8,034,828.47	$8,356,217.16	$321,388.69	$8,356,217.16

Indiana Legal Services

Bloomington Branch Office

For the Twelve Months Ending December 31, 2011

Description	Current Period Actual	Budget	Variance	Year-to-Date Actual	Budget	Variance	Annual Budget
Expenses							
Expenses							
Salaries - Attorneys	($17,586.77)	$10,944.13	$28,530.90	$78,575.40	$131,330.00	$52,754.60	$131,330.00
Salaries - Paralegal	5,804.64	5,804.63	(0.01)	69,578.94	69,656.00	77.06	69,656.00
Salaries - Other Staff	3,097.06	2,285.62	(811.44)	37,619.37	27,427.00	(10,192.37)	27,427.00
FICA Expense	1,995.06	2,445.50	450.44	24,743.01	29,346.00	4,602.99	29,346.00
Fringe Benefits	6,754.12	8,775.75	2,021.63	94,115.12	105,309.00	11,193.88	105,309.00
Contract Services	150.63	483.37	332.74	1,031.92	5,800.00	4,768.08	5,800.00
On-Line Data Subscription	397.84	233.37	(164.47)	3,582.14	2,800.00	(782.14)	2,800.00
Program Travel	812.66	413.00	(399.66)	4,214.92	4,956.00	741.08	4,956.00
Training Program - Staff		125.00	125.00	460.00	1,500.00	1,040.00	1,500.00
Space Rental	2,838.04	2,838.00	(0.04)	34,056.04	34,056.00	(0.04)	34,056.00
Utilities & Other Space Costs	180.00	308.37	128.37	3,065.00	3,700.00	635.00	3,700.00
Rental on Lease of Equipment	810.90	733.37	(77.53)	6,083.23	8,800.00	2,716.77	8,800.00
Consumable Supplies	604.24	291.63	(312.61)	2,472.17	3,500.00	1,027.83	3,500.00
Telephone	1,010.64	833.37	(177.27)	9,441.88	10,000.00	558.12	10,000.00
Law Library	401.70	250.00	(151.70)	3,092.07	3,000.00	(92.07)	3,000.00
Litigation	144.01	150.00	5.99	198.08	1,800.00	1,601.92	1,800.00
Dues & Fees	112.00		(112.00)	112.00		(112.00)	
Other Direct Expense		50.00	50.00	42.00	600.00	558.00	600.00
Postage	857.66	350.00	(507.66)	4,514.24	4,200.00	(314.24)	4,200.00
Printing		100.00	100.00	648.19	1,200.00	551.81	1,200.00
Computer Repair Expense		41.63	41.63		500.00	500.00	500.00
Acquisition of Property		125.00	125.00		1,500.00	1,500.00	1,500.00
Total Expenses	$8,384.43	$37,581.74	$29,197.31	$377,645.72	$450,980.00	$73,334.28	$450,980.00

Indiana Legal Services

B'ton Low Income Taxpayer Clinic
For the Twelve Months Ending December 31, 2011

Description	Current Period Actual	Budget	Variance	Year-to-Date Actual	Budget	Variance	Annual Budget
Expenses							
Expenses							
Salaries - Attorneys	$4,166.67	$3,730.00	($436.67)	$46,943.35	$44,760.00	($2,183.35)	$44,760.00
Program Travel	2,366.53		(2,366.53)	2,516.69		(2,516.69)	
Training Program - Staff				259.00		(259.00)	
Consumable Supplies				248.92		(248.92)	
Postage				51.97		(51.97)	
Total Expenses	$6,533.20	$3,730.00	($2,803.20)	$50,019.93	$44,760.00	($5,259.93)	$44,760.00

Indiana Legal Services

EJW Americorps

For the Twelve Months Ending December 31, 2011

Description	Current Period Actual	Budget	Variance	Year-to-Date Actual	Budget	Variance	Annual Budget
Expenses							
Expenses							
Salaries - Attorneys	$5,658.15	$1,981.88	($3,676.27)	$33,588.57	$23,783.00	($9,805.57)	$23,783.00
Salaries - Paralegal	1,703.99	2,477.75	773.76	21,522.61	29,733.00	8,210.39	29,733.00
FICA Expense	664.06	303.25	(360.81)	6,591.35	3,639.00	(2,952.35)	3,639.00
Fringe Benefits	2,294.40	1,019.12	(1,275.28)	20,595.60	12,229.00	(8,366.60)	12,229.00
On-Line Data Subscription	228.00		(228.00)	228.00		(228.00)	
Contract Services - Audit Fees				688.26		(688.26)	
Program Travel				2,329.97		(2,329.97)	
Board Travel				786.59		(786.59)	
Law Library	55.00		(55.00)	77.97		(77.97)	
Insurance				921.05		(921.05)	
Other Direct Expense	33.00		(33.00)	33.00		(33.00)	
Postage				75.51		(75.51)	
Printing				35.00		(35.00)	
Total Expenses	$10,636.60	$5,782.00	($4,854.60)	$87,473.48	$69,384.00	($18,089.48)	$69,384.00

Indiana Legal Services

Bloomington Aging Project
For the Twelve Months Ending December 31, 2011

Description	Current Period Actual	Budget	Variance	Year-to-Date Actual	Budget	Variance	Annual Budget
Expenses							
Expenses							
Salaries - Attorneys	$356.81	$335.00	($21.81)	$4,041.59	$4,020.00	($21.59)	$4,020.00
FICA Expense	25.62	25.63	0.01	307.44	308.00	0.56	308.00
Fringe Benefits	48.30	44.87	(3.43)	579.48	538.00	(41.48)	538.00
Space Rental	83.33	83.37	0.04	999.96	1,000.00	0.04	1,000.00
Total Expenses	$514.06	$488.87	($25.19)	$5,928.47	$5,866.00	($62.47)	$5,866.00

Jack Hopkins Social Services Funding Application

Funding Sheet

Lead Agency: Trinity Episcopal Church

Fiscal Agent: United Way of Monroe County.

Is the Lead Agency a 501(c)(3)? +**Yes** No

Is this a collaborative project? +**Yes** No

Number of Agency Employees: Full-time ____0___ Part-time _2_____ Volunteers 500_____

Address where Project will be facilitated or housed: _First United Church, First Christian Church, Trinity Episcopal Church, First United Methodist Church, 3 other churches, not yet determined.

Name of Project Administrator: The Rev. Virginia Hall c/o Trinity Episcopal Church, 111 South Grant St. Bloomington, Indiana 47408. Telephone & E-mail: vhall@trinitybloomington.org, 336-4466

Name of other participating agencies, if different from Lead Agency. This is only a partial listing: First United Church (shelter site), First Christian Church (shelter site), First United Methodist Church (shelter site), Trinity Episcopal Church (shelter site), First Presbyterian Church (served as a shelter site in April). Volunteers are from numerous faith-based organizations, including Beth Shalom, First United Church, First Christian Church, First United Methodist Church, Trinity Episcopal Church, St Charles Church, St. Paul's Church, Unitarian Universalist, Bahai's, Fairview United Methodist Church, St. Thomas, Islamic Center, St. Vincent DePaul, Sherwood Oaks Church,

Proposed Project:

Title of Project: Interfaith Winter Shelter

Application

Lead Agency: Trinity Episcopal Church
Name: Address: 111 South Grant St. Bloomington, IN 47408
Phone & E-Mail: Website: President of Board of Directors: Rev. Virginia Hall

Director Information

Director of Lead Agency: Director's Address: Phone & E-Mail: Rev. Virginia Hall c/o Trinity Episcopal Church, 111 South Grant Street, Bloomington, IN 47408

Presenter Information

Name of Person to Present Application to the Committee: David White
Address Phone & E-mail: 616 S. Woodlawn Ave. Bloomington, IN 47401. 336-7006, white@indiana.edu

Grant Writer Information

Name of Grant Writer: Address: Phone & E-Mail: David White
Address Phone & E-mail: 616 S. Woodlawn Ave. Bloomington, IN 47401. 336-7006, white@indiana.edu

Agency Contact Sheet

IWS Board, 2011-2012

Virginia Hall, Chair, Trinity Episcopal Church
Patty Andrews, Secretary, First United Methodist Church
Jim Hart, St. Charles/St. Paul's Church
Dave Schilling, First Christian Church
David White, Beth Shalom
Bruce Norton, First United Church
Forrest Gilmore, Shalom Community Center
Dan Watts, First Presbyterian Church
Bill Breeden, Unitarian Universalist Church

The Interfaith Winter Shelter program

Mission

The mission of the Interfaith Winter Shelter program is to provide a warm, safe place for homeless men and women to sleep during the winter months in Bloomington. The shelters were open in 2011-2012 from 9 p.m. to 7 a.m. from November 1 to April 15.

Need. The number of homeless guests (men and women) averaged between 50 and 60 per evening in 2011-2012, an approximately 30% increase over last winter. The Interfaith Winter Shelter program is unique in Bloomington in that it is the only overnight shelter program that does not turn people away if they have been drinking alcoholic beverages. It is therefore the only "low barrier" shelter in Bloomington.

Sites

Four churches were sites in 2011-2012. These are: First United Church, Trinity Episcopal Church, First Christian Church, and First United Methodist Church. For our final weeks in April, First Presbyterian has served as a site since First United Church was unable to host beyond April 1. Each church rotated as the shelter site during the week. Money is being requested to purchase sleeping mats for 3 additional churches that have not yet been determined. The addition of the three additional churches will facilitate having an individual church serve as a site only one day a week.

Criteria

One-time Investment. This is a request for one-time funding.

Cost

Based upon previous purchases, the estimated costs are as follows:
180 mats (60 per additional three sites), $9, 891.
Shipping, $1655
Cleaning materials. $600
Total: $12, 146

Requested JHSSF Amount: $12,146

Projected Expenses
On-site Coordinator ½ time, $ 13,817.00
Laundry- Personnel, $16,200.00
Laundry-utilities, $1,750.00
Laundry-supplies, $750.00
Laundry-maintenance and repairs, $500.00
Case Worker-share, $10,000.00
Sleeping mats, $12,500.00
Bus tickets, $3000.00
Printing costs, $500.00
Supplies- for new sites, $1000.00
Miscellaneous, $1000.00

Total Cost of Project: $61, 017.00

Requested JHSSF Amount: $12,146

Other Funds Expected for Project:
$1000, Emergency Food & Shelter Program, pending
$5000, Monroe County Social Service Fund, pending
$5000, Perry Township Grant, pending
$10,000, Community Foundation, pending
$15,000, Faith Communities, expected
$6, 000, Individual Donations, expected
Total: $61,017,00

Year-end Financial Statement
An official year-end financial statement for 2011-2012 cannot be produced until after April 15 when the shelter season ends. However, the Jack Hopkins Committee should assume that the **Projected Expenses** listed earlier in this document reflects what has been spent in 2011-2012

Number of Clients Served by this Project in 2011-2012
Number of City Residents Served by this Project in 2011-2012: Average number guests per day = 54. The sites are open 7 days a week. Therefore 378 homeless guests were provided a place to sleep each evening of the week.

Is this a request for operational costs? +**Yes** No If "yes," is the request for a pilot project or for bridge funding? Bridge. We would like to expand the number of churches offering a site by three in order to relieve the burden on the four churches that have served as sites. The goal is that each church would be a site for only one evening a week.

Funding Information:

Cost:
The estimated costs are as follows:
180 mats (60 per additional three sites), $9, 891.
Shipping, $1655
Cleaning materials. $600
Total: $12, 146
Requested JHSSF Amount: $12,146

Jack Hopkins Social Services Funding Application

Funding Sheet

Lead Agency:

Name LifeDesigns Inc. (formerly Options Inc. and Christole Inc.)

Is the Lead Agency a 501(c)(3)? ■ Yes ☐ No | Is this a collaborative project? ☐ Yes ☐ No

Number of Agency Employees: Full-time 202 Part-time 117 Volunteers 45

Address where Project will be facilitated or housed:
Highland Avenue

Name of Project Administrator: Susan Rinne, Chief Executive Officer

Address 200 East Winslow Rd., Bloomington, IN 47401

Telephone & E-mail 812-332-9615 , srinne@lifedesignsinc.org

Name of other participating agencies, if different from Lead Agency:

Proposed Project:

Title of Project: LifeDesigns Inc.: Housing Options II Essentials

Total Cost of Project: $13, 477

Requested JHSSF Amount: $10,000

Other Funds Expected for Project:

Amount	Source	Confirmed or Pending
~~3,477~~ 3,477	Duke Energy Foundation	Pending

Number of Clients Served by this Project in 2012: 6

Number of City Residents Served by this Project in 2012: 6

Is this a request for operational costs? ☐ Yes ■ No

If "yes," is the request for a pilot project or for bridge funding? ☐ Pilot ☐ Bridge

Example:
Tables: 5 tables @ $12.00 each
Chairs: 20 chairs @ $8.00 each

Funding Information:

Please note: Due to limited funds, the Committee often recommends partial funding for a program. In the interest of helping the Committee best decide how to distribute funds, please provide an itemized list of program elements, ranked by priority and their costs.

ITEM		COST
Dining table and six chairs, table at $520, six chairs@ 162 each		1492.00
Sofa and love seat for living room		1475.00
Dressers	6 @ 750 each	4,500.00
Headboards/Mattress	6 headboards and 6 mattresses, each set @ $660	3,960.00
Washer		800.00
Dryer		800.00
ge 42" TV		450.00

Claim Submission Date: *(check one)*

☐ July 2012 – September 2012 ☑ October 2012 – December 2012

☐ Other

Jack Hopkins Social Services Funding Application

Agency Contact Sheet

Lead Agency:

Name: LifeDesigns Inc.

Address: 200 East Winslow Rd.

Bloomington, IN 47401

Phone & E-Mail: 812-332-9615/srinne@lifedesignsinc.org

Website: www.lifedesignsinc.org

President of Board of Directors: Fred Roedl

Director Information

Director of Lead Agency: Susan Rinne

Director's Address: 200 East Winslow Rd.

Phone & E-Mail: 812-332-9615/srinne@lifedesignsinc.org

Presenter Information

Name of Person to Present Application to the Committee: Susan Rinne

Address: 200 East Winslow Rd.

Phone & E-mail: 812-332-9615

Grant Writer Information

Name of Grant Writer: Susan Rinne

Address: 200 East Winslow Rd.

Phone & E-Mail: 812-332-9615

Please also include:

- The Agency's Mission Statement in Two-Page Application Narrative
- A Simple Program Budget for use of requested funds (please check your math)
- A year-end financial statement that includes fund balances and total revenue & expenditures

Jack Hopkins Social Service Funding 2012
LifeDesigns' *Housing Options II*: Essential Furnishings

Mission: On January 1, 2012, Options Inc. and Christole Inc. merged to become a new grassroots organization called LifeDesigns. Both non-profits have provided vital services for people with disabilities for over three decades in Bloomington and surrounding counties. LifeDesigns is able to provide a complete spectrum of services in the areas of education, housing and employment. LifeDesigns' mission is to partner with people with disabilities and their communities to bring about self-directed and enriched lives through education, information and support. With the merger LifeDesigns served 410 individuals and families. We supported 83 individuals to get and keep employment in the past year with 20 new placements during these rough economic times. We supported 161 people in community living, 50 in group homes, 25 in housing services, 30 in respite, 30 in behaviorial support and had 73 customers enrolled in our continuing education courses. LifeDesigns provides services in 9 counties in South Central Indiana

Addressing a previously identified priority for social services funding:
According to the City's Consolidated Plan of 2010-2012, affordable housing continues to be among the city's highest priorities (pg.21). "Bloomington continues to suffer from comparatively low wages compromised further by challenging housing costs." Over 48% of the population spends more than 1/3 of their income on rent, much higher than in other parts of the State. For people with disabilities this statistic is even worse. According to....individuals with disabilities can spend as much as 113% of their income on housing, requiring subsidies even to meet their most basic need.

LifeDesigns entered the affordable housing market in 2007, after realizing the extreme need of their service recipients and the lack of sufficient affordable, accessible housing in the area. With the help of the City of Bloomington and the Federal Home Loan Bank, LifeDesigns began plans to further expand the affordable housing stock and now supports 25 people to live in our community. The ***Housing Options II Project*** represents our expansion of this commitment and will provide an additional set of supports for individuals who meet income guidelines and those with disabilities.

Project:
Housing Options II is a development project that will add three new buildings containing an additional 10 affordable housing units in 2012. This is a critical building project for LifeDesigns because it will achieve two goals. First it will increase the number of apartments we currently manage and ensure the viability and sustainability of the housing services we provide. Because the number of units we manage is so small, it is difficult to handle the vacancy rate we have seen to date. We are adding 2 bedroom units, two of which will be accessible. The second goal is to improve the housing and access to community for 6 individuals we support who currently live in a group home on the west side of Monroe County. This home is aging and in need of replacement. This building project will allow us to design and build a unique type of home for the 6 people who will live there, 4 whom have lived in the current home since 1986. The new home will be built with two, 3 bedroom units, side by side with a common area. Each gentleman, ranging in age from 43 to 58, will have his own bedroom and accessible bathroom. By building the home as 3 bedroom duplexes, we can provide the individuals with privacy in a home that will be more appropriate as they age. And the agency will have a home that could easily be transitioned to apartments in the future.

We are requesting support from the Jack Hopkins Social Service Fund to furnish and to complete our efforts to make this a home. These furnishing would include a sofa and loveseat, dining table with (6)

chairs, (2) headboards and mattresses, (3) dressers and a large wall mounted TV for living area and a washer and dryer.

Need:

LifeDesigns has seen significant reductions in revenues since 2009 with further reductions anticipated through 2012. Overall Medicaid rates and level of services for our existing customers have declined by 17%. Our agency is highly dependent upon Medicaid reimbursement which represents 94% of our annual revenue. We are asking for support from Jack Hopkins to furnish the planned group home residence, expenses that were not included in grant submissions awarded by our collaborative partners on the project. They included Federal Home Loan Bank of Indianapolis, IU Credit Union, and City of Bloomington HAND funds. The capital project is currently underway and is located in Bloomington just off of Highland Avenue, adjacent to LifeDesigns' existing affordable housing program, Housing Options I. Support for ***Housing Options II*** by the Jack Hopkins Fund will go a long way toward making this home a reality for the six individuals who will move in Fall 2012.

One-Time Investment:

LifeDesigns is requesting funding for a one-time investment of $10,000 for ***Housing Options II*** to purchase furnishings for the residence that will be the new home for six individuals with disabilities in Bloomington. The apartments to be built in the same area will not require furnishing as they will be rented to income eligible individuals and families who will provide their own. The following items (listed in order of priority) are needed:

1. Dining room table and 6 chairs for the dining area-$1586
2. Sofa and love seat for the living area-$1475
3. Headboards/mattresses and dressers for the bedrooms-$8, 460
4. Washer and dryer -$1,600
5. Large 42" TV-$450

(Budget breakdown with priority listing and price list with pictures are attached)

To provide matching funds, LifeDesigns is also asking for help from Duke Energy Foundation, a long time partner of the agency. We have received funding from them in the past for our Work Experience program and our Continuing Education program, when funding had been eliminated or greatly reduced.

Broad and Long-lasting Effects:

LifeDesigns is committed to increasing the availability of affordable and accessible housing. With the addition of ***Housing Options II***, LifeDesigns will have a total of 22 units and serve approximately 40 people with disabilities and those individuals who have low or very low incomes. The group home will be available well into the future, providing services and supports essential to achieving each person's goals. This housing is committed to this purpose for a minimum of 15 years. LifeDesigns further commits to an additional 15 years of affordability, filling a need for this group of 6 people now and others that follow. With the Jack Hopkins Social Service grant for ***Housing Options II***, the committee will be creating a sustainable, ongoing resource for our community and our most vulnerable neighbors.

LifeDesigns Housing Options II : Essential Furnishings						
Priority	**Item**	**Quantity**	**Cost**	**Request**	**Contributed**	**Total**
	Dining table	*1*	*$ 520.00*			
	Dining chairs	*6x$162*	*$ 972.00*			
	Sofa	*1*	*$ 800.00*			
	Love Seat	*1*	*$ 675.00*			
	Dressers	*6x750*	*$ 4,500.00*			
	Headboards/mattresses	*6 setsx660*	*$ 3,960.00*			
	Washer	*1*	*$ 800.00*			
	Dryer	*1*	*$ 800.00*			
	Large 42" TV	*1*	*$ 450.00*			
	Total		**$ 13,477.00**	**$ 10,000.00**	**$ 3,477.00**	**$ 13,477.00**

You may refine your search by selecting only the categories you wish to display below:

Collections
- Classic
- Woods End
- Artisan
- Coastal Cottage
- Room Mate
- Timeless
- Endurance
- Sleep Center
- Clearance Center

Classic Large Dining Table with Laminate Top

Laminate tops are available in Hunter, Port, Tan, Navy and Wood Grain.

Like Be the first of your friends to like this.

SKU:	04006	
Size:	84"L x 36"D x 29"H	
Weight:	126 lbs	
Finish:	Honey Pine	SELECT FINISH
Laminate:	Navy	SELECT LAMINATE
Price:	~~$546.00~~	
Sale Price:	$518.70	



Wood Grain Laminate Top

You may refine your search by selecting only the categories you wish to display below:

Collections
- Classic
- Woods End
- Artisan
- Coastal Cottage
- Room Mate
- Timeless
- Endurance
- Sleep Center
- Clearance Center

Rooms
- Living
- [x] Dining
- Kids
- Sleeping
- Working
- Accessories

Classic Sled Base Side Chair

Get business class value for an economic price with the Classic Sled Base Side Chair! Featuring solid wood construction and upholstered seating, these chairs add comfort and value to any business environment.

Prices based on fabric selection - base price is with any A-grade fabric listed on our Fabrics page where you can view over 120 available fabrics.

Image for representation purposes only and does not reflect your fabric selection.

Like Be the first of your friends to like this.

SKU:	05006	
Size:	21"L x 20"W x 31"H	
Weight:	18 lbs	
Finish:	Honey Pine	SELECT FINISH
Fabric:	Please select your fabric	SELECT FABRIC
Price:	~~$178.00~~	
Sale Price:	$161.50	

Quantity: 1 ADD TO CART



Click to enlarge.

© Copyright 2012 This End Up Furniture Co., Inc. - All Rights Reserved.

VeriSign Trusted VERIFY ABOUT SSL CERTIFICATES McAfee SECURE TESTED 23-MAR BBB ACCREDITED BUSINESS

You may refine your search by selecting only the categories you wish to display below:

Collections
- Classic
- Woods End
- Artisan
- Coastal Cottage
- Room Mate
- Timeless
- Endurance
- Sleep Center
- Clearance Center

Rooms
- Living
- Dining

Richmond Sofa

Also Available:

53006 Richmond Sleeper Sofa

SKU: 53001
Size: 86"W x 35"D x 34"H
Weight: 212 lbs
Fabric: Please select your fabric SELECT FABRIC
Price: ~~$840.00~~
Sale Price: $798.00

Quantity: 1 ADD TO CART

Previous View All Next



You may refine your search by selecting only the categories you wish to display below:

Collections
- Classic
- Woods End
- Artisan
- Coastal Cottage
- Room Mate
- Timeless
- Endurance
- Sleep Center
- Clearance Center

Rooms
- Living
- Dining
- Kids
- Sleeping
- Working
- Accessories

Richmond Loveseat

SKU: 53002
Size: 64"W x 35"D x 34"H
Weight: 126 lbs
Fabric: Please select your fabric SELECT FABRIC
Price: ~~$709.00~~
Sale Price: $673.55

Quantity: 1 ADD TO CART

Previous View All Next



Click to enlarge.

© Copyright 2012 This End Up Furniture Co., Inc. - All Rights Reserved.

VeriSign Trusted VERIFY ABOUT SSL CERTIFICATES

McAfee SECURE TESTED 23-MAR

BBB ACCREDITED BUSINESS

Order Fabric Swatches | FAQs | Replacement Cushions | Furniture Care

SEARCH

THIS END UP FURNITURE CO.

THIS END UP FURNITURE COMPANY (800) 605-2130 Mon - Fri, 9 to 5 EST

Like

Shopping Cart: 0 Items $0.00

HOME COLLECTIONS ROOMS FINISH OPTIONS FABRICS CUSHION CENTER PARTS CUSTOMER SERVICE COMMERCIAL SALES

You may refine your search by selecting only the categories you wish to display below:

Collections
- Classic
- Woods End
- Artisan
- Coastal Cottage
- Room Mate
- Timeless
- Endurance
- Sleep Center
- Clearance Center

Rooms
- Living
- Dining
- Kids
- Sleeping

Classic Full Headboard

Our Classic Full Headboard with its classic lines and vertical wood planks will add charm to any bedroom!

Pre-drilled for our wood Side Rails.

Also available:

- Classic Twin Headboard
- Classic Queen Headboard

Like

One person likes this.

SKU:	07019
Size:	58"L x 46 3/4"H
Weight:	66 lbs
Finish:	Honey Pine
Price:	~~$190.00~~
Sale Price:	$180.50

SELECT FINISH



Cherry with Lacquer

Click to enlarge.

Home Login Register Wishlist

Store Locations Email Sign-Up Contact Us

Kittle's Furniture for everyone. for less.

angelo: MY STORY CLICK TO VIEW

Product Search

Like 1k

Shop By Living Room Bedroom Dining Room Home Office Home Entertainment Accents Mattress Brands

Home > Mattresses > Full

Mattresses Sertapedic Skylla Full Set G54640-E at Kittle's Furniture

Zoom

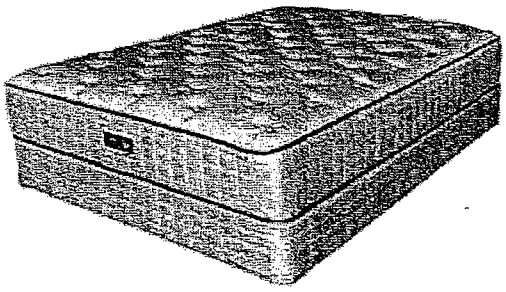

Product Details

Choose either the standard 9" height foundation or the low profile 5.5" height - Same construction, same price.

The Mattresses Sertapedic Skylla Full Set is available in the Indiana and Ohio area from Kittle's Furniture. More...

Height: 11"

Availability: In Stock

On Display: Castleton; Bloomington; Greenwood; Lafayette; Fort Wayne; Tuttle Crossing; Easton; Outlet; Southport; Castleton REX;

Request Information

Price as Shown in Store $479.99

Like

Room Planner

Related Items

6373 Sertapedic Skylla Twin Set G54640-A

6373 Sertapedic Skylla Twin XL Set G54640-C

6373 Sertapedic Skylla Queen Set G54640-G

6373 Sertapedic Skylla Queen Split Box Set G54640-I

6373 Sertapedic Skylla King Set G54640-K

You may refine your search by selecting only the categories you wish to display below:

Collections
- [x] Classic
- [x] Woods End
- [x] Artisan
- [x] Coastal Cottage
- [x] Room Mate
- [x] Timeless
- [x] Endurance
- [x] Sleep Center
- [x] Clearance Center

Rooms
- [ ] Living
- [ ] Dining
- [ ] Kids
- [x] Sleeping
- [ ] Working
- [ ] Accessories

Classic Double Dresser

Generously scaled with six drawers, our Classic Double Dresser makes an impressive statement.

Our Classic Double Dresser, as well as all our bureaus and dressers, feature reinforced drawer front construction and built-in drawer stops to prevent drawers from completely pulling out.

Companion pieces include:

- Classic 5-Drawer Bureau
- Classic Door Chest

Like

5 people like this.

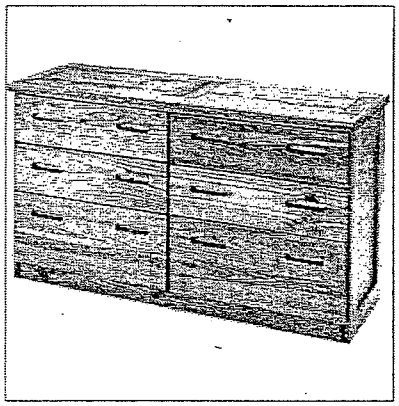

Click to enlarge.

SKU:	09014
Size:	56"L x 19 1/2"D x 31"H
Weight:	175 lbs
Finish:	Cherry with Lacquer SELECT FINISH
Price:	~~$786.00~~
Sale Price:	$746.70

Quantity: 1 ADD TO CART

Previous View All Next

© Copyright 2012 This End Up Furniture Co., Inc. - All Rights Reserved.

VeriSign Trusted VERIFY ABOUT SSL CERTIFICATES

McAfee SECURE TESTED 23-MAR

BBB ACCREDITED BUSINESS

Your Store:
Bloomington, IN



Samsung 3.5 Cu. Ft. Stackable Front-Load Washer (White) ENERGY STAR

Item #: 326990 | Model #: WF210ANW

★★★★★

$799.00

Get 5%* Off Every Day or Special Financing**
Minimum Purchase Required

Do you have a question about this product?

FREE
Store Pickup
Your order will be ready for pickup from Lowe's Of Bloomington, IN by 03/30/2012.

FREE
Lowe's Truck Delivery
Your order will be ready for delivery to you from Lowe's Of Bloomington, IN by 03/30/2012.

Parcel Shipping
Unavailable for This Order
Sent by carriers like UPS, FedEx, USPS, etc.

Samsung 3.5 Cu. Ft. $799.00

Your Store:
Bloomington, IN



Samsung 7.3 Cu. Ft. Stackable Electric Dryer (Color: White)

Item #: 326992 | Model #: DV210AEW

★★★★★

$799.00

Get 5%* Off Every Day or Special Financing**
Minimum Purchase Required

Do you have a question about this product?

FREE
Store Pickup
Your order will be ready for pickup from Lowe's Of Bloomington, IN by 03/30/2012.

FREE
Lowe's Truck Delivery
Your order will be ready for delivery to you from Lowe's Of Bloomington, IN by 03/30/2012.

Parcel Shipping
Unavailable for This Order
Sent by carriers like UPS, FedEx, USPS, etc.

Samsung 7.3 Cu. Ft. Stackable Electric Dryer (Color: White) $799.00

2-Year Major Appliance Extended Protection Plan ($500-$999.99) $69.97

4-Year Major Appliance Extended Protection Plan ($500-$999.99) $109.97

Buy the Pair

★★★★★
$799.00

Description

7.3 Cu. Ft. Stackable Electric Dryer (Color: White)

- Wrinkle prevent option intermittently tumbles clothes at the end of the drying cycle to help prevent wrinkles from setting in
- 7.3 cu. ft. dryer easily accommodates a king size comforter
- Lint filter indicator
- Optional pedestals or stacking kit sold separately

Specifications

Lowe's Exclusive	No	Self-Cleaning Lint Filter	No
Quick/Express Cycle	No	Window in Door	Yes
Wrinkle Free Cycle	Yes	Door Type	Reversible side swing
Energy Efficient Cycle	No	Height (Inches)	38.0
Air Dry/Air Fluff Cycle	Yes	Width (Inches)	27.0
Delicate Cycle	Yes	Depth with Door Closed (Inches)	30.375
Heavy Duty Cycle	Yes	Depth with Door Open (Inches)	43.875
Permanent Press Cycle	Yes	Stackable	Yes
Timed Dry Cycle	Yes	Number of Cycle Selections	7.0
Touch-Up Cycle	No	Item Weight (lbs.)	125.0
Towels Cycle	No	Four-Way Venting	Yes
Manufacturer Color/Finish	White	Power Cord and Venting Sold Separately	Yes
Custom Program Cycle	No	Color/Finish Family	White
NSF Certified Sanitary Dry	No	Manufacturer's Warranty (Labor)	Full 1-
Cycle Status Lights	Yes		

Insignia™ - 42" Class / 1080p / 120Hz / LCD HDTV

Model: NS-42L780A12 | SKU: 1854328

4.2 of 5 (96 reviews)

Shipping: Usually leaves our warehouse in 1 business day

Estimate Arrival Time

Store Pickup:

Check Stores

Learn about Store Pickup Plus

Special Offers:

- $69.99 Home Networking Service: See How
- $269.98-$344.98 Mount & Services:See How
- 10% Off Select Bose Systems: See How

Best Buy Cardholder Offers:

- 18 Month Financing
- Get 4% back in Rewards: See How

Sale: $449.99

Reg. Price: $549.99
You Save: $100.00

PROTECT YOUR PRODUCT
4-Year Protection Plan
$69.99
BUY BACK PROGRAM
Calculate Value
4-Year Buy Back Plan
$39.98

Overview | Specifications | Customer Reviews | Learn | Accessories

This HDTV supports signals up to 1080p for high-definition images and features a 120Hz screen refresh rate and a 6.5 ms response time to reduce blur during fast-action scenes.

Need more information about this product?
Access user manuals, quick start guides, warranty information, drivers, firmware, software, remote codes and more. Check it out >

WHAT'S INCLUDED

- Insignia™ 42" Class / 1080p / 120Hz / LCD HDTV
- Tabletop stand with screws
- Remote with 2 AAA batteries
- Component video cable, audio cable
- Cleaning cloth
- Quick-start guide

PRODUCT FEATURES

- **42" screen measured diagonally from corner to corner**
  For optimal viewing in large rooms.
- **Ultraslim design (3-5/8" deep)**
  Ideal for wall mounting (with optional mounting kit, not included). VESA 400mm x 200mm compliant.
- **178° horizontal and vertical viewing angles**
  For easy viewing from multiple vantage points.
- **6.5 ms response time**
  Helps eliminate motion blur during fast-paced action scenes to ensure crisp, clear images.
- **1500:1 contrast ratio (6000:1 dynamic)**
  Provides bright whites and deep blacks for enhanced image vibrancy.
- **High brightness (400 cd/m²)**
  For an arresting viewing experience.
- **1080p display**
  Provides the highest quality progressive-scan picture possible from a high-definition source.
- **Two 10W speakers**
  With SRS TruSurround HD provide a lush soundscape.
- **Inputs**
  Include 3 HDMI/DVI (2 rear, 1 side), 1 composite (side), 1 component video (side), 1 PC (rear), 1 component/composite audio shared, 1 PC audio (rear) and 1 RF.
- **Outputs**
  Include 1 analog audio (rear), 1 optical digital audio (rear) and 1 headphone jack (side).

Christole, Inc.
Balance Sheet
December 31, 2011

ASSETS			
Current Assets			
Cash	$	820,470.09	
Accounts receivable		169,122.43	
Prepaid Insurance		161.33	
Prepaid Workmens Comp Ins		5.00	
Prepaid Storage Rental		93.50	
Other Prepaid Expenses		14,272.00	
Total Current Assets		**1,004,124.35**	
Property and Equipment			
Fixed Assets		2,587,213.04	
Accumulated Depreciation		(1,691,565.43)	
Net Property and Equipment		**895,647.61**	
Other Assets			
Community Foundation Endowment		12,762.29	
Heritage Fund Endowment		12,590.31	
Lease Deposit Red bud Storage		50.00	
Unamortized Loan Costs		7,538.89	
Total Other Assets		**32,941.49**	
TOTAL ASSETS			$ **1,932,713.45**
LIABILITIES AND FUND BALANCE			
Current Liabilities			
Accounts Payable	$	36,576.31	
Audit Liability-Rate 4/1/1996		64,200.00	
Audit Liability-Rate 4/1/00		18,600.00	
Cash Held ARC Trust II Houck		2,600.00	
Accrued Payroll		82,027.01	
Accrued Vacation		71,674.64	
HRA Payable Due Rhonda Fair 08		500.00	
Accrued Payroll Taxes		6,180.09	
Total Current Liabilities		**282,358.05**	
Long-Term Liabilities			
Mortgage Rhinestone LB #40804		67,948.87	
Mortgage Park Lane LB #40988		96,095.99	
Loan - 2009 Ford Van - Park LN		12,017.94	
Loan Van #8 PSB #3004534107		7,388.29	
Consolidated Mtge LB #40925		748,061.00	
Total Long-Term Liabilities		**931,512.09**	
Total Liabilities		**1,213,870.14**	
Fund Balance			
Unrestricted Fund Balance		549,590.88	
Restricted Fund Balance		23,822.69	
Net Income		145,429.74	
Total Fund Balance		**718,843.31**	
TOTAL LIABILITIES & FUND BALANCE			$ **1,932,713.45**

CHRISTOLE, INC. 2011
Income Statement
For the Twelve Months Ending December 31, 2011

	Current Month		Year to Date	
Revenues				
Rental Income	$ 0.00	0.00	$ 0.00	0.00
Nursing Services Options	0.00	0.00	6,995.67	0.16
Consumer Liabilities	0.00	0.00	0.00	0.00
Supplemental Security Income	1,486.00	0.42	17,832.00	0.42
Donations	1,030.00	0.29	5,185.10	0.12
Grants	0.00	0.00	0.00	0.00
United Way Donations	0.00	0.00	5,394.00	0.13
Medicaid	335,794.85	94.67	4,014,827.66	94.40
Medicaid Waiver	16,228.80	4.58	203,833.78	4.79
Prior Period Medicaid Adjustme	0.00	0.00	(6,692.15)	(0.16)
Supplemental Security Income	0.00	0.00	0.00	0.00
Investment Income	110.11	0.03	1,428.46	0.03
Gain/(Loss) on Sale of Asset/S	0.00	0.00	0.00	0.00
Miscellaneous Income	0.00	0.00	1,305.20	0.03
Unrealized Gain/(Loss) Endowme	0.00	0.00	(1,230.93)	(0.03)
Donations - Sprinkler Systems	41.65	0.01	3,411.40	0.08
Weatherization Grants	0.00	0.00	0.00	0.00
Gifts - Restricted	0.00	0.00	261.00	0.01
Donation - Match Stick Program	0.00	0.00	0.00	0.00
Options Income	0.00	0.00	432.39	0.01
Total Revenues	354,691.41	100.00	4,252,983.58	100.00
Cost of Sales				
Total Cost of Sales	0.00	0.00	0.00	0.00
Gross Profit	354,691.41	100.00	4,252,983.58	100.00
Expenses				
Salaries	197,914.74	55.80	2,172,579.90	51.08
Payroll Taxes	23,624.62	6.66	219,577.03	5.16
Health Insurance	8,068.12	2.27	113,900.70	2.68
Other Benefits	158.96	0.04	25,861.51	0.61
Employee Compensation	7,797.61	2.20	25,240.01	0.59
Workers Compensation	4,697.38	1.32	54,005.99	1.27
403(b) Match	398.69	0.11	7,698.97	0.18
Manual Payroll Before Paychex	0.00	0.00	0.00	0.00
Contract Staffing	3,345.00	0.94	100,221.38	2.36
Other Personnel Expenses	169.16	0.05	3,398.41	0.08
Payroll Processing Expenses	737.50	0.21	9,528.01	0.22
Routine Nursing Supplies	2,617.23	0.74	30,029.61	0.71
Medical - Non-insured	63.46	0.02	5,874.34	0.14
Food Expenses	11,723.00	3.31	141,075.73	3.32
Laundry Service & Supplies	338.37	0.10	3,283.00	0.08
Housekeeping Service & Supply	2,337.02	0.66	32,086.56	0.75
Vehicle Maintenance & Repair	0.00	0.00	5,596.04	0.13
Repairs & Maintenance	4,509.72	1.27	57,966.07	1.36
Information Services	2,558.98	0.72	24,705.03	0.58
Advertising Costs	0.00	0.00	3,449.21	0.08
Annual Meeting Expenses	0.00	0.00	2,102.35	0.05
Transportation Costs	2,699.56	0.76	38,165.50	0.90
Gas Cards	0.00	0.00	0.00	0.00
Telephone Charges	2,747.95	0.77	36,053.17	0.85
Books & Reference Materials	152.45	0.04	636.04	0.01
Licenses, Dues & Subscriptions	50.00	0.01	11,272.57	0.27
Cash Over/(Short)	0.00	0.00	1,083.07	0.03
Office Supplies & Postage	778.33	0.22	15,920.01	0.37

CHRISTOLE, INC. 2011
Income Statement
For the Twelve Months Ending December 31, 2011

	Current Month		Year to Date	
Fundraising Expenses	0.00	0.00	0.00	0.00
Other General & Admin Expenses	1,095.00	0.31	4,722.51	0.11
Criminal & Drivers Checks	208.10	0.06	3,170.85	0.07
Activity Supplies	189.96	0.05	3,780.09	0.09
SSI Liabilities	0.00	0.00	0.00	0.00
IPP Supplies	244.30	0.07	7,572.03	0.18
Personal Necessities	(32.02)	(0.01)	1,210.16	0.03
Group Recreation	1,081.84	0.31	12,169.61	0.29
Other Social Services	0.00	0.00	0.00	0.00
Staff Training	504.93	0.14	8,563.47	0.20
Conferences	1,060.40	0.30	3,451.55	0.08
Dietician	1,229.00	0.35	6,599.50	0.16
Small Fixtures & Equipment	775.85	0.22	7,062.32	0.17
Other Plant Operations	2,340.18	0.66	31,141.96	0.73
Legal & Accounting	324.45	0.09	92,813.95	2.18
Management Consultants	3,498.20	0.99	29,615.47	0.70
Fundraiser Expenses	0.00	0.00	0.00	0.00
OT/PT	0.00	0.00	0.00	0.00
Settlement Payout	0.00	0.00	0.00	0.00
Speech & Hearing Consultants	0.00	0.00	0.00	0.00
Behavior Specialist	636.40	0.18	15,199.84	0.36
Day Service	13,056.25	3.68	139,107.97	3.27
Day Service Transportation	554.75	0.16	3,742.75	0.09
Utilities	5,597.24	1.58	59,708.79	1.40
Interest Expense	3,636.05	1.03	46,238.75	1.09
Rental Expense	93.50	0.03	1,122.00	0.03
Building Leases	510.00	0.14	6,540.00	0.15
Vehicle Leases	2,700.00	0.76	32,563.40	0.77
Equipment Leases	1,455.64	0.41	38,232.65	0.90
Insurance - Automotive	1,316.11	0.37	13,842.29	0.33
Insurance - Property	2,192.67	0.62	36,309.40	0.85
Property Taxes	0.00	0.00	442.38	0.01
Officers & Directors Insurance	0.00	0.00	1,559.00	0.04
Provider Assessment Tax	19,161.49	5.40	210,364.74	4.95
Interest - Working Capital	0.00	0.00	0.00	0.00
Sales Tax Paid	155.88	0.04	1,212.60	0.03
Vehicle Registration Expense	0.00	0.00	192.80	0.00
Recruiting Expense	0.00	0.00	2,449.53	0.06
Depreciation - Bldg	6,580.02	1.86	78,961.56	1.86
Depreciation - Bldg Imp	2,050.40	0.58	34,303.20	0.81
Depreciation - Moveable Equipm	899.13	0.25	12,563.44	0.30
Depreciation - Vehicles	977.17	0.28	11,730.51	0.28
Amortization of Loan Costs	53.48	0.02	641.76	0.02
Administrative Allocation	0.00	0.00	0.00	0.00
Bad Debt Expense	0.00	0.00	3,896.23	0.09
Camp Expenses	0.00	0.00	721.61	0.02
Service Charges/Fees	9.00	0.00	2,814.93	0.07
Total Expenses	351,643.22	99.14	4,107,645.81	96.58
Net Income	$ 3,048.19	0.86	$ 145,337.77	3.42

Options For Better Living, Inc.

Statement of Financial Position

For the Twelve Months Ending December 31, 2011

ASSETS	
Current Assets:	
Cash and Cash Equivalents	$1,778,786
Cash - Internet Sales	2,915
Cash - Covey Lane Deposits	5,019
Certificates of Deposit - Hilliard Lyons	2,243
Certificates of Deposit - Raymond James	291,476
Accounts Receivable	645,109
Less: Allowance for Doubtful Accounts	(31,734)
Accounts Receivable Net	***613,375***
Other Current Assets	64,737
Total Current Assets	***2,758,551***
Investments:	
Endowment Fund	325,487
Property and Equipment	1,877,188
Less: Accumulated Depreciation	(838,886)
Net Property and Equipment	***1,038,302***
TOTAL ASSETS	**4,122,340**
LIABILITIES AND NET ASSETS	
Current Liabilities:	
Current Maturities of Long-term Debt	63,981
Accounts Payable	114,718
Accrued Salaries	352,334
Payroll Taxes	26,690
Rental Deposits - Covey Lane	5,019
Deposits - Private Pay	40
Accrued Lawsuit Deductibles	8,500
Deferred Revenue Week of Chocolate	3,900
Total Current Liabilities	***575,182***
Non-Current Liabilities:	
Long-term Debt, Less Current Maturities	247,163
Total Liabilities	***822,345***
Net Assets:	
Fund Balance	3,230,905
YTD Net Income (Loss)	69,090
Total Net Assets	***3,299,995***
TOTAL LIABILITIES AND NET ASSETS	**4,122,340**

Financial Ratios

Quick Ratio (Cash & Cash Equiv/Current Liabilities)	3.62
Current Ratio (Current Assets/Current Liabilities)	4.80
Working Capital (Current Assets-Current Liabilities)	2,183,369
Long-Term Debt to Equity	0.07
Average Collection Period (Days)	35.99

Options For Better Living, Inc.

Statement of Cash Flows

For the Twelve Months Ending December 31, 2011

	December	*Year to Date*
Cash flows from operating activities		
Changes in net assets	$11,690	$69,091
cash from operating activities		
adjustments to reconcile change in net assets to net cash from operating activities		
Provision for bad debt	(4,746)	(4,746)
(Gain) loss on sale of fixed assets	790	790
Depreciation and amortization	9,806	127,555
Change in assets and liabilities		
Accounts receivable	(25,133)	(33,775)
Prepaid expenses	12,062	15,809
Accounts payable and accrued expenses	1,810	(13,930)
Accrued salaries and related liabilities	(149,595)	(4,721)
Deferred revenue	(24,000)	2,060
Net cash from operating activities	(167,316)	158,132
Cash flows from investing activities		
Cash invested in assets limited as to use	(18,637)	(24,090)
Capital expenditures	4,574	(46,713)
Net cash from investing activities	(14,064)	(70,803)
Cash flows from financing activities		
Principal payments of long-term debt	(24,274)	(54,110)
Net cash from financing activities	(24,274)	(54,110)
Net change in cash and cash equivalents	(205,653)	33,219
Cash at Beginning of Period	2,261,057	2,022,185
Cash and cash equivalents at end of period	$2,055,404	$2,055,404

Options For Better Living, Inc.

Statement of Revenue & Expense

For the Twelve Months Ending December 31, 2011

	December				Year To Date			
	Actual	Budget	% Variance	% Revenue	Actual	Budget	% Variance	% Revenue
Service Revenue								
Medicaid Revenue:								
Medicaid (Group Homes)	$68,592	$78,880	-13.0%	12.5%	$912,178	$946,604	-3.6%	13.0%
Medicaid Waiver	368,376	454,274	-18.9%	67.3%	5,395,149	5,451,079	-1.0%	77.1%
Total Medicaid Revenue	436,968	533,154	-18.0%	79.9%	6,307,327	6,397,683	-1.4%	90.1%
Other Services Revenue:								
VRS	8,020	11,663	-31.2%	1.5%	97,366	140,000	-30.5%	1.4%
DDARS	2,616	4,734	-44.7%	0.5%	48,747	56,962	-14.4%	0.7%
Private Pay	927	1,797	-48.4%	0.2%	14,268	21,498	-33.6%	0.2%
Rental & Utility Income	5,025	6,983	-28.0%	0.9%	74,291	83,807	-11.4%	1.1%
Prior Year Income	(7,085)	0	0.0%	-1.3%	(14,684)	0	0.0%	-0.2%
Total Other Services Revenue	9,503	25,177	-62.3%	1.7%	219,988	302,267	-27.2%	3.1%
Total Service Revenue	446,471	558,331	-20.0%	81.6%	6,527,315	6,699,950	-2.6%	93.2%
Other Revenue:								
Donations & Grants	55,229	7,163	671.0%	10.1%	169,052	73,000	131.6%	2.4%
Interest Income	432	250	72.8%	0.1%	1,363	3,000	-54.6%	0.0%
County Funding	25,000	25,000	0.0%	4.6%	300,000	300,000	0.0%	4.3%
Unrealized Gain on Endowment Fund	9,374	0	0.0%	1.7%	(19,805)	0	0.0%	-0.3%
Dividend Income	10,923	0	0.0%	2.0%	15,122	0	0.0%	0.2%
Misc Revenue	(351)	0	0.0%	-0.1%	8,107	0	0.0%	0.1%
Total Other Revenue	100,606	32,413	210.4%	18.4%	473,840	376,000	26.0%	6.8%
Total Revenue	***547,078***	***590,744***	***-7.4%***	***100.0%***	***7,001,155***	***7,075,950***	***-1.1%***	***100.0%***
Expenses								
Variable Expenses:								
DDARS Related	26	743	-96.5%	0.0%	4,519	8,916	-49.3%	0.1%
Householders/Indep Contractors	15,995	14,829	7.9%	2.9%	212,348	178,036	19.3%	3.0%
Grant Expenses, NAP, County Vouchers	310	0	0.0%	0.1%	310	0	0.0%	0.0%
Nursing	107	167	-35.9%	0.0%	5,498	1,960	180.5%	0.1
Food & Dietary	3,867	3,558	8.7%	0.7%	42,543	42,707	-0.4%	0.6
Housekeeping & Laundry	980	1,092	-10.2%	0.2%	13,350	13,170	1.4%	0.2%
Repairs & Maintenance; Small Equip	3,086	3,225	-4.3%	0.6%	45,693	38,744	17.9%	0.7%
Common Area Maintenance	830	1,203	-31.0%	0.2%	20,942	14,458	44.8%	0.3%
Legal & Accounting	18,155	4,038	349.6%	3.3%	69,018	48,500	42.3%	1.0%
Advertising, Promotions, Help Wanted Ad	793	3,354	-76.4%	0.1%	21,714	24,850	-12.6%	0.3%
Travel	20,390	14,025	45.4%	3.7%	195,696	168,407	16.2%	2.8%
Licenses, Dues, Subscriptions	2,423	1,281	89.2%	0.4%	19,038	15,471	23.1%	0.3%
Supplies, Postage, Copies	2,506	1,704	47.1%	0.5%	19,046	20,327	-6.3%	0.3%
Activities & Recreation	538	976	-44.9%	0.1%	13,446	11,811	13.8%	0.2%
Day Service	6,712	6,178	8.6%	1.2%	65,649	74,092	-11.4%	0.9%
Pharmacy	1,238	458	170.2%	0.2%	5,528	5,540	-0.2%	0.1%
PT, ST, OT	0	240	-100.0%	0.0%	0	2,880	-100.0%	0.0%
Salaries	363,129	373,233	-2.7%	66.4%	4,533,163	4,469,808	1.4%	64.7%
Benefits	71,169	99,673	-28.6%	13.0%	1,066,087	1,145,520	-6.9%	15.2%
Conf, Inservices, & Training Matl	537	868	-38.2%	0.1%	12,912	10,350	24.8%	0.2%
Bad Debt Expense	(4,746)	0	0.0%	-0.9%	(4,746)	0	0.0%	-0.1%
Background Checks	103	205	-50.0%	0.0%	2,068	2,680	-22.8%	0.0%
Donation - Karst Farm Park	0	100	-100.0%	0.0%	0	1,200	-100.0%	0.0%
Miscellaneous	1,504	2,171	-30.7%	0.3%	28,206	26,332	7.1%	0.4%
Total Variable Expenses	509,652	533,321	-4.4%	93.2%	6,392,029	6,325,759	1.0%	91.3%
Fixed Expenses:								
Depreciation & Amortization	9,806	11,022	-11.0%	1.8%	127,555	132,275	-3.6%	1.8%
Utilities & Phone	5,769	5,840	-1.2%	1.1%	82,068	70,201	16.9%	1.2%
Office Lease	10,134	9,842	3.0%	1.9%	122,401	123,104	-0.6%	1.7%
Van Lease	3,025	2,091	44.6%	0.6%	25,125	25,125	0.0%	0.4%
Copier Lease	2,749	3,017	-8.9%	0.5%	12,439	13,029	-4.5%	0.2%
Insurance	(6,741)	13,335	-150.6%	-1.2%	139,859	159,943	-12.6%	2.0%
Provider Assessment	(520)	4,547	-111.4%	-0.1%	47,423	54,630	-13.2%	0.7%
Interest	1,563	1,971	-20.7%	0.3%	23,747	23,729	0.1%	0.3%
Total Fixed Expenses	25,784	51,665	-50.1%	4.7%	580,617	602,036	-3.6%	8.3%
Total Expenses	***535,436***	***584,986***	***-8.5%***	***97.9%***	***6,972,646***	***6,927,795***	***0.6%***	***99.6***
Results of Current Operations	***11,641***	***5,758***	***102.2%***	***2.1%***	***28,508***	***148,155***	***-80.8%***	***0.4%***
Gain From Sale of East St.	***49***	***0***	***0.0%***	***0.0%***	***40,582***	***0***	***0.0%***	***0.6%***
Net Income (Loss)	***11,690***	***5,758***	***103.0%***	***2.1%***	***69,091***	***148,155***	***-53.4%***	***1.0%***

Jack Hopkins Social Services Funding Application (21)

Funding Sheet

Lead Agency:

Name: Martha's House, Inc.

Is the Lead Agency a 501(c)(3)? ■ Yes ☐ No | Is this a collaborative project? ☐ Yes ■ No

Number of Agency Employees: Full-time 3 Part-time 2 Volunteers 12

Address where Project will be facilitated or housed:
917-919 South Rogers Street, Bloomington, IN

Name of Project Administrator: Patrick Murray

Address PO Box 2115, Bloomington, IN 47402

Telephone & E-mail 812-332-6268; pmurray@indiana.edu

Name of other participating agencies, if different from Lead Agency: N/A

Proposed Project:

Title of Project: Beds, Lockers and Laundry Equipment for Martha's House Renovation / Expansion

Total Cost of Project: $255,000

Requested JHSSF Amount: $14,720

Other Funds Expected for Project:

Amount	Source	Confirmed or Pending
~~000~~ 190,000	Perry Township	Confirmed
$~~0~~,000 50,000	CDBG	Pending

Number of Clients Served by this Project in 2012: 250-300

Number of City Residents Served by this Project in 2012: 200-250

Is this a request for operational costs? ☐ Yes ■ No

If "yes," is the request for a pilot project or for bridge funding? ☐ Pilot ☐ Bridge

Example:
Tables: 5 tables @ $12.00 each
Chairs: 20 chairs @ $8.00 each

Funding Information:

Please note: Due to limited funds, the Committee often recommends partial funding for a program. In the interest of helping the Committee best decide how to distribute funds, please provide an itemized list of program elements, ranked by priority and their costs.

ITEM	COST
6 Bunk Beds @$718 each	$4,308
2 Water Heaters, 80 gallon, heavy duty @$2,675	$5,350
2 GE Washer / Dryer sets @$1,448	$2,896
Lockers and Locking Night Stands	$2,166

Claim Submission Date: *(check one)*

☑ July 2012 – September 2012 ☐ October 2012 – December 2012

☐ Other

Jack Hopkins Social Services Funding Application

Agency Contact Sheet

Lead Agency:

Name: Patrick Murray

Address: PO Box 2115

Bloomington, IN 47402

Phone & E-Mail: 812-332-6268

Website: marthashouseofbloomington.org

President of Board of Directors: Robert Miller

Director Information

Director of Lead Agency: Vacant

Director's Address:

Phone & E-Mail:

Presenter Information

Name of Person to Present Application to the Committee: Patrick Murray

Address: PO Box 2115, Bloomington, IN 47402

Phone & E-mail: 812-332-6268; pmurray@indiana.edu

Grant Writer Information

Name of Grant Writer: Patrick Murray

Address: 525 W. 3rd Street, Bloomington, IN 47402

Phone & E-Mail: 812-332-6268; pmurray@indiana.edu

Please also include:

- The Agency's Mission Statement in Two-Page Application Narrative
- A Simple Program Budget for use of requested funds (please check your math)
- A year-end financial statement that includes fund balances and total revenue & expenditures

Jack Hopkins Social Services Grant Application 2012
Martha's House Emergency Shelter

This application from Martha's House Emergency Shelter is to request funding in the amount of $14,720 for the one-time purchase of new resident furnishings for an expansion of the emergency shelter. This expansion is designed specifically to house up to twelve women. Funding is also requested for two new washers and dryers and two new water heaters so that residents can have clean clothing and hot showers. The renovation will be funded by Perry Township and CDBG (application approved pending release of funds). Furnishings and fixtures are not part of the renovation budget. Upon completion of the shelter expansion it will be able to house up to 40 adults, 12 women and 28 men.

1. MISSION. Martha's House, Inc., is an emergency shelter for sober, drug free adults. The mission of Martha's House is to provide safe emergency shelter for men and women who are experiencing homelessness in Bloomington, and who are working towards becoming self sufficient productive citizens. The National Objective that this project meets is the provision of emergency housing to homeless individuals of whom at least 51% are low income persons. An estimated 100% of the persons served by Martha's House will qualify as low or very low income. Housing is temporary with a maximum stay of 90 days per year.

CONSOLIDATED PLAN. Martha's House Emergency Shelter serves a critical need outlined in the Bloomington, IN 2010-2014 Consolidated Plan (Strategy #5 Public Services Assistance – *Provide funding to non-profit organizations that serve low income individuals / families with their basic emergency needs: food shelter and health care*) by providing emergency shelter to homeless men and women in the community. Martha's House currently provides shelter for up to 28 adults. With this project the shelter capacity will be increased to 40 adults, 12 women and 28 men.

The Consolidated Plan cites a number of unsheltered homeless people in the community. This project will provide a small, but important additional number of beds to house these homeless. The addition of more beds for women is an important component of this project.

As the only emergency shelter in the area serving an all single adult population of homeless people twelve (12) months of the year, Martha's House is a unique provider of emergency shelter and case management services for the homeless in the community. Martha's House is not affiliated with any religious organizations.

Martha's House works closely with the other service providers in the Continuum of Care. These include: agencies that provide day services (Shalom), or are temporary (Winter Shelter) or are faith-based (Backstreet Mission) or provide recovery programs (Amethyst House) or shelter for domestic violence (Middle Way).

Martha's House provides a case worker to help residents obtain employment and housing as well as referrals for medical attention and other social services to help them help themselves to overcome their individual causes for homelessness and achieve self sufficiency.

2. This application will fund a "one time investment to make a significant contribution to the emergency shelter program" by increasing Martha's House ability to house homeless women. Formerly the Community Kitchen and Martha's House shared the building located at 917-919 S. Rogers Street. The Community Kitchen has since moved to a new site. Funding has been secured from Perry Township and the CDBG (pending release of funds) to renovate the unoccupied north half of the building to expand emergency shelter services for women. The renovation will install a fire sprinkler system throughout the building for improved life safety of the residents. The project would also provide expanded toilet facilities for the men and women residing at the shelter. The expanded services for women will include three new sleeping rooms. Each room will house four women on bunk beds. The women's area will be separated from the men's sleeping area by common areas and upgraded toilet facilities giving the women far more

privacy than they have currently. A small lounge / meeting / lunch room will provide a "social" gathering area for staff meetings, group meetings with residents, training sessions, watching TV and more. The existing TV room will become a quiet lounge for study / reading / and small meetings. Additional storage space will provide much needed space for supplies. This will allow bulk purchases of commonly used supplies at reduced unit pricing. The Shelter capacity will be increased from 28 to 40 beds.

This Jack Hopkins grant will be used for the purchase of 6 new bunk beds for the new women's section and lockers and locking night stands to secure personal property. Funds are also requested to purchase two new heavy duty washer and dryer sets so that the residents can do their own laundry. Two new heavy duty 80 gallon water heaters are needed to service the expansion in laundry and toilet facilities. The existing laundry and water heating equipment is old and leaky requiring frequent and expensive servicing and maintenance to keep it operational.

Equipment to Purchase	Cost	Qnty	Total
Institutional Bunk Beds	$718	6	$4,308
Lockers	$250	3	$ 750
Locking Night Stands	$118	12	$1,416
GE Washer	$599	2	$1,198
GE Dryer	$849	2	$1,698
80 Gallon HD Water heater	$2,674	2	$5,350
Total Cost			$14,720

3. This project will provide "broad and long lasting benefits to the community" through it's program to provide not only shelter to homeless adults in Bloomington, but also to provide an opportunity to help each of the residents with the assistance and guidance provided by in depth case management. Martha's House has a full time case manager who works with each resident to chart their own path towards self sufficiency. Each person's case is different, but by providing intensive case management Martha's House helps residents find medical assistance, job opportunities, and permanent housing. By creating a path towards self sufficiency, we are helping each resident create a better life for themselves, to find the skills necessary for advancement, to secure a safe and secure future. Residents are directed to any number of agencies and services within the community for assistance and referral. Former residents have access to case management after they leave the shelter so that there is a continuum of care for them even as they move toward a better life.

GET IT TODAY with FREE store pick up learn more

Return in 5 Quick. Easy. Done in 5 minutes. guaranteed. learn more

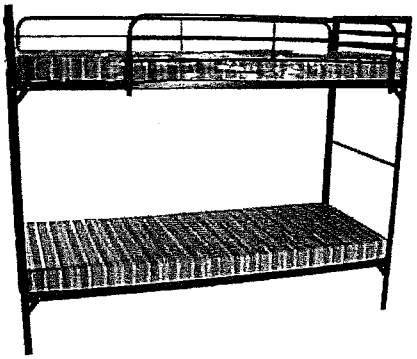

Blantex Blantex Camp Style Institutional Bunk Beds w/Mattress

Sears Item# SPM237859359 | Model# camp-set-fr

Rating | Be the first to rate and review this item

$717.99

Marketplace Item | learn more

Sold and shipped by Shopping Warehouse

Wishlist, Registries

Like Tweet

LOCAL AVAILABILITY

To see local availability for products and find the quickest delivery options, let us know where you are or sign in.

Enter Zip Code Go

Price may vary by location.

International Shipping

At a Glance

If you are looking for a top quality bunk bed that is nearly indestructible than this is the unit for you. This unit is used in many institutions with tremendous success. The sold angle iron construction make this a bunk that won't break. The set comes complete with 2 foam mattresses. Camp Ground Bunk Bed. Super Heavy Duty Steel 1-1/2" ANGLE Iron Frame. Plastic floor Glides. Spring helically supported double twisted link fabric; 30" x 75". Rust-resistant , black paint. Includes 2 GUARDRAILS -A 53" rail and a full length guardrail. Includes 2- 4" Foam Mattresses. Ladder optional. This bunk bed can't be broken down into two single beds: Approx. dimensions. Floor to first bunk 12". Between bunks 36" (without mattress). Total height 61". Width 30". Length 77". Weight limit of upper bunk 375lbs. The height from the floor to the upper deck including the mattress is 50".

Read full description...

Availability & Rewards

Earn 7180 SHOP YOUR WAY REWARDS℠ points on this item.

Special pricing for , and Puerto Rico

Overview | Ratings & Reviews

Product Description

If you are looking for a top quality bunk bed that is nearly indestructible than this is the unit for you. This unit is used in many institutions with tremendous success. The sold angle iron construction make this a bunk that won't break. The set comes complete with 2 foam mattresses. Camp Ground Bunk Bed. Super Heavy Duty Steel 1-1/2" ANGLE Iron Frame. Plastic floor Glides. Spring helically supported double twisted link fabric; 30" x 75". Rust-resistant , black paint. Includes 2 GUARDRAILS -A 53" rail and a full length guardrail. Includes 2- 4" Foam Mattresses. Ladder optional. This bunk bed can't be broken down into two single beds: Approx. dimensions. Floor to first bunk 12". Between bunks 36" (without mattress). Total height 61". Width 30". Length 77". Weight limit of upper bunk 375lbs. The height from the floor to the upper deck including the mattress is 50".

Added on April 14, 2010

Compare this product

With these products

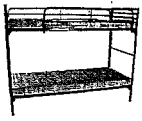

Blantex Camp Style Institutional Bunk Beds w/Mattress

Welcome to eWaterheaters

eWaterheaters

- Buy Online
- Polaris
- No Cost Consignment
- Warranty
- Leasing
- Service Agents
- FAQ
- Reference Chart
- Sizing Chart
- Contact Us

Shopping Cart

eWaterheaters Commerical Water Heaters



Click for larger image

Manuf.[1]	Gallons	BTU	GPH[2]	Model Number	Pilot[3]	Price	Add To Cart
Amer. Std.	75	75M	69	D75-75-AS	SP	$1,400	Add to Cart
Amer. Std.	100	83M	85	D100-83-AS	SP	$1,475	Add to Cart
Amer. Std.	80	125M	121	D80-125-AS	EI	$2,675	Add to Cart
Amer. Std.	80	165M	148	D80-165-AS	EI	$2,900	Add to Cart
Amer. Std.	80	199M	184	D80-199-AS	EI	$2,850	Add to Cart
Amer. Std.	100	199M	194	D100-199-AS	EI	$2,850	Add to Cart
Amer. Std.	100	270M	262	D100-270-AS	EI	$3,400	Add to Cart
Amer. Std.	100	270M	262	D100-270-AS-ASME	EI	$4,550	Add to Cart
Amer. Std.	100	300M	262	D100-300-AS-ASME	EI	$4,675	Add to Cart
Amer. Std.	75	365M	359	D75-365-AS-ASME	EI	$5,300	Add to Cart
Amer. Std.	75	399M	388	D75-399-AS	EI	$4,800	Add to Cart
Amer. Std.	75	399M	388	D75-399-AS-ASME	EI	$5,900	Add to Cart
Amer. Std.	80	512M	496	D80-512-AS-ASME	EI	$6,650	Add to Cart

✔ Low-Nox water heaters are available at an additional cost of $150 per unit. Please call or email for details.

Electric Water Heaters

Manuf.[1]	Gallons	Voltage	Model Number	Price	Add To Cart
American Standard	52 or 80	Any	6KW to 18KW	$1,650	Add to Cart
Amercian Standard	120	Any	6KW to 18KW	$2,200	Add to Cart
American Standard	52 or 80	Any	24KW to 36KW	$2,650	Add to Cart
American Standard	120	Any	24KW to 36KW	$2,800	Add to Cart
American Standard	52 or 80	Any	45KW to 54KW	$3,100	Add to Cart
American Standard	120	Any	45KW to 54KW	$3,600	Add to Cart

eWaterheaters also ships LP models for an additional $50. During check out, you will be asked if you would prefer a LP model instead of natural gas.

For electric water heaters please specify KW, Voltage and Single or 3-Phase power

Printer-Friendly Page

GE® 3.9 DOE cu. ft. stainless steel capacity washer

GTWN4250DWS

$599 MSRP

where to buy

Write a review
Q & A (2)

APPROXIMATE DIMENSIONS (HxWxD)

42 in × 27 in × 25 1/2 in

TOTAL CAPACITY

3.9 cu ft

OVERVIEW PRODUCT DETAILS MANUALS / DOWNLOADS REVIEWS / Q&A SUPPORT RELATED PRODUCTS / ACCESSORIES

AMERICA AT WORK
Product Assembled in U.S.

ENERGY STAR® qualified
Meets or exceeds federal guidelines for energy efficiency and provides year-round energy and money savings

HydroWave® quiet agitator wash system
Longer, slower travel provides gentle, thorough cleaning

Rotary electronic controls with cycle status lights
Provide accurate cycle times

16 wash cycles
Handle various fabrics and soils

PreciseFill with the option of 5 water level selections
Will automatically measure the load size and add just the right amount of water

Bleach and fabric softener dispensers
Automatically operate with wash cycle

more product details

QUICK LINKS

- Owner's Manual
- Quick Specs
- Energy Guide
- Parts & Accessories
- Where to Buy

REVIEWS

Write a review

PRINTER-FRIENDLY PRODUCT SPECS

© Copyright 2012 General Electric Company



Printer-Friendly Page

GE® 7.0 cu. ft. stainless steel capacity gas dryer with Steam and HE SensorDry™

GTDS570GDWW

$849 MSRP

Where to buy

Write a review
Ask a question

APPROXIMATE DIMENSIONS (HxWxD)
42 in x 27 in x 28 1/4 in

TOTAL CAPACITY
7.0 cu ft

OVERVIEW PRODUCT DETAILS MANUALS / DOWNLOADS REVIEWS / Q&A SUPPORT RELATED PRODUCTS / ACCESSORIES

SteamRefresh
Refreshes fabrics, removes wrinkles and odors and rejuvenates clothes

Steam Dewrinkle
Reduces wrinkles and freshens clean clothes

HE SensorDry™
With dual thermistors continually monitors moisture and temperature to prevent clothing wear and tear due to over-drying and inconsistent heat

LED electronic controls with cycle countdown display
Show exactly how much time is left for each cycle

eMonitor
An electronic readout shows the exact efficiency of each cycle so the user can decide how they want to dry each load

eDry option
Energy-saving option reduces dry temperatures on select cycles without sacrificing performance

more product details

QUICK LINKS

- Installation Instructions
- Quick Specs
- Parts & Accessories
- Where to Buy

REVIEWS

Write a review

PRINTER-FRIENDLY PRODUCT SPECS

© Copyright 2012 General Electric Company

FREE SHIPPING* + FREE IN STORE PICK UP + FREE RETURNS**

Store Finder | For Pros | Get It Installed | Tool Rental | Credit Center | Savings Center | Project How-To

More saving. More doing.

My Store Location: Seymour #2021 (Change) Local Ad Help | My Account (Sign in or Register)



Zoom View More Views

Prepac Avanti Black Locking Night Stand 2 Drawer

Model # BDNR-0120-1V Internet # 203055341

Write The First Review

$118.00 /EA-Each

Price includes shipping

This item cannot be shipped to the following state(s): PR,GU,AK,HI

Description

Security, storage and style come together in the Avanti 2 Drawer Nightstand with Lock. With two full sized drawers and no visible hardware, this is the sleek bedside table you have been looking for. The top drawer comes fitted with a lock, ensuring that you're the only one with access to your personal items. Minimalist in style and maximized in functionality, this night table is a useful addition to any bedroom. Capitalize on storage and style by adding other pieces in the Avanti Bedroom Collection.

Top drawer fitted with a lock to secure personal items
Drawer fronts show no visible hardware and open with curved edge pulls
Drawers run smoothly on metal glides with built-in safety stops
Clear lacquered real wood drawer sides
Finished in durable deep black laminate
Constructed from CARB-compliant laminated composite woods and a sturdy MDF backer
Ships Ready to Assemble, includes an instruction booklet for easy assembly and has a 5-year manufacturer's limited warranty on parts
Assembled dimensions: 19.75 in. W x 21.5 in. H x 16 in. D
Proudly manufactured in North America
MFG Brand Name : Prepac
MFG Model # : BDNR-0120-1V
MFG Part # : BDNR-0120-1V

Specifications

Assembled Depth (in.) : 16.0 in
Assembled Height (in.) : 21.5 in
Assembled Width (in.) : 19.75 in
Assembly Required : 30-60 minutes
Casters : No
Extendable : No
Frame Finish Family : Brushed Nickel
Frame Material : Other
Manufacturer Warranty : 5 year limited parts
Portion of product made from wood (%) : 100.0
Primary Specific Wood Species : .Particle Board/Composite Filler
Product Height (in.) : 21.5
Product Length (in.) : 16.0
Product Weight (lb.) : 32.0
Product Width (in.) : 19.75
Returnable : 90-Day
Secondary Specific Wood Species : .Particle Board/Composite Filler
Weight Capacity (lb.) : 75 lb

More Info



SchoolLockers.com

Largest Inventory of Lockers in the Nation - New & Used Lockers

1-877-952-0151

Distribution Centers Throughout North America

We accept Public School & Gov't Purchase Orders.
GSA Contract GS-27F-0012W

Partner Websites

BUYSTEELSHELVING.COM

Have Questions?
Want to place an order?
Call a Locker Expert today.

1-877-952-0151

GSA Contract Holder
GS-27F-0011W
GS-27F-0012W

D&B CCR Registered

NSSEA
NATIONAL SCHOOL SUPPLY AND EQUIPMENT ASSOCIATION

Chamber
Business Leader

BBB ACCREDITED BUSINESS

Single Tier Employee Lockers

SKU: 61121860QS3

Like Send Sign Up to see what your friends like.

Be the first to review this product



$249.95

Assembled or Unassembled *
Choose option...

Select Color *
Choose an Option...

Legs or No Legs *
- Legs
- No Legs +**$4.50**

* Required Fields

MORE VIEWS

$249.95 Qty: 1

Quick Overview

Single tier employee lockers. 3-wide. Quick ship in gray or beige; usually ship within 1 to 3 business days unassembled or within 3 to 5 business days assembled.

Product Description

Our single tier employee lockers have been engineered for years of maintenance free heavy duty service. Single tier is our most popular locker as it provides full length clothing or coat storage with interior hooks and includes a convenient shelf for storage of books, hats or other valuables. Use this locker in your school, gym, health club, office, employee locker room or any other facility where secure personal storage is desired. Industrial grade quality lockers with a modern, stylish appearance built to withstand heavy daily use and to provide you years of trouble free service.

Key Features:

- **Doors:** Durable 16-gauge metal doors and 16-gauge reinforced welded channel frames for superior rigidity and durability
- **Latching:** Secure three-point latching to prevent prying and keep valuables secure and safe
- **Handles:** Stainless steel recessed handles for aesthetic appeal. Catch free handles eliminate protrusions from the face of the locker door
- **Powder Coated:** Premium paint process that provides a durable, attractive and scratch resistant finish
- **Hinges:** Continuous piano hinges or three heavy duty, double spun, full loop, tight pin five knuckle hinges
- **Louvers:** Louvered doors promote ventilation
- **Shelf:** Upper hat shelf is included in single tier lockers
- **Hooks:** One double prong hook below the upper shelf and two single prong wall hooks come standard
- **Continuous Door Strikes:** Prevent latch and frame damage
- **Quiet Features:** Include unique nylon glides and rubber bumpers to minimize noise and provide smooth operation for years to come
- **Legs:** 6" high legs are standard. Lockers without legs are available for a nominal charge
- **Lock Options:** Single tier lockers accept multiple locker lock options including built in combination locks, combination padlocks, built in key locks, keyed padlocks, coin operated locks and digital locks
- **Number Plates:** 1 and up are included with each order unless you indicate otherwise

Additional available options:

- Up to 30 attractive color choices
- Two-tone color options; have your doors one color and the frame another color
- No legs

Easy ordering online or call 1-877-952-0151 to order single tier employee lockers today!

Additional Information

SKU	61121860QS3
Overall Size	36" wide x 18" deep x 66" high with 6" legs.
Locker Compartment Size	12" wide x 18" deep x 60" high
Approximate Door Size	9.5" wide x 58" high

Martha's House, Inc
Profit & Loss
January through December 2010

	Jan - Dec 10	
Ordinary Income/Expense		
Income		
4000 · Grant Income		
4001 · Federal Grants		
4002 · HUD	135,458.36	
4001 · Federal Grants - Other	313.71	
Total 4001 · Federal Grants		135,772.07
4030 · State Grants		
4031 · ESG	26,627.88	
4032 · State auditor/payables	1,600.00	
4033 · NAP Credits	38,470.00	
Total 4030 · State Grants		66,697.88
4075 · Local government grants		
4076 · EFSP/FEMA via UW Monroe Co	6,500.00	
4077 · EFSP/FEMA via UW Owen Co	728.00	
4078 · EFSP/FEMA via UW Lawrence Co	2,090.00	
4081 · City of Bloomington	16,115.00	
4082 · Perry Township Trustee	7,000.00	
4083 · Bloomington Twnship Trustee	10,000.00	
4084 · VanBuren Township	2,000.00	
4085 · Other Township Trustees	1,000.00	
4075 · Local government grants - Other	2,500.00	
Total 4075 · Local government grants		47,933.00
4125 · Nonprofit organization grants		
4126 · United Way Designations	1,968.60	
4127 · Blgtn/Monroe Cty Foundation	2,940.49	
4125 · Nonprofit organization grants - Other	6,050.00	
Total 4125 · Nonprofit organization grants		10,959.09
Total 4000 · Grant Income		261,362.04
4200 · Contributed support		
4201 · Indiv/business contribution	12,827.99	
Total 4200 · Contributed support		12,827.99
4300 · Fundraising revenue		
4301 · adopt-a-bed	855.00	
4302 · Direct Mail/Newsletters	8,265.00	
4303 · Nat'l Homeless & Hunger Week	2,819.44	
4304 · Homeward Bound Walk	3,458.07	
4306 · Am Legion	1,000.00	
4310 · Recycling Project	14.69	
4311 · Special events	16,018.00	
Total 4300 · Fundraising revenue		32,430.20
4500 · Donated Services and Assets		
4503 · Donated use of facilities	25,320.00	
4504 · Donated other serv - non-GAAP	0.00	
4505 · Donated Utilities	8,664.00	
Total 4500 · Donated Services and Assets		33,984.00
4800 · Earned revenues		
4801 · Rent Income	252.00	
4802 · Interest Income	2.78	
Total 4800 · Earned revenues		254.78
4999 · Misc Income		2,641.99
Total Income		343,501.00
Expense		
7200 · Salaries & related expenses		
7220 · Salaries & wages - other	150,110.23	
7235 · Workers comp	1,676.00	

Martha's House, Inc
Profit & Loss
January through December 2010

	Jan - Dec 10	
7240 · Employee benefits - not pension	17,400.53	
7250 · Payroll taxes		
7251 · FICA Expense	11,756.66	
7253 · SUTA Expense	2,722.80	
Total 7250 · Payroll taxes	14,479.46	
Total 7200 · Salaries & related expenses		183,666.22
7500 · Other personnel expenses		
7520 · Accounting fees	7,975.00	
Total 7500 · Other personnel expenses		7,975.00
8100 · Non-personnel expenses		
8110 · Supplies	1,957.63	
8130 · Telephone		
8131 · Office Telephones	3,373.48	
8132 · Resident Telephones	1,033.19	
8130 · Telephone - Other	-50.00	
Total 8130 · Telephone	4,356.67	
8140 · Postage, shipping, delivery	646.45	
8150 · Mailing services	22.00	
8160 · Equip rental & maintenance	704.56	
8170 · Printing & copying	207.28	
8180 · Books, subscriptions, reference	89.70	
8185 · Fundraising Direct Expenses	192.50	
Total 8100 · Non-personnel expenses		8,176.79
8200 · Occupancy expenses		
8210 · Donated Rent, parking, other	25,320.00	
8211 · SHP #1 - rent & utilities	104,256.50	
8212 · Bus Tickets	1,300.00	
8215 · Contracted services	2,855.89	
8220 · Donated Utilities	8,664.00	
8221 · Food, Residents	394.08	
8222 · Supplies, office & shelter	4,570.47	
8225 · Repairs and maintenance	169.00	
8235 · Misc occupancy	30.00	
Total 8200 · Occupancy expenses		147,559.94
8300 · Travel & meetings expenses		
8310 · Travel	1,578.82	
Total 8300 · Travel & meetings expenses		1,578.82
8500 · Misc expenses		
8510 · Interest expense - general	318.98	
8520 · Insurance - non-employee	1,646.92	
8530 · Membership dues - organization	250.00	
8575 · Bank charges	40.00	
8590 · Other expenses	349.58	
8500 · Misc expenses - Other	70.45	
Total 8500 · Misc expenses		2,675.93
8600 · Business expenses		
8650 · Taxes - other	47.89	
Total 8600 · Business expenses		47.89
Total Expense		351,680.59
Net Ordinary Income		-8,179.59
Other Income/Expense		
Other Expense		
99999 · voided checks		0.00
Total Other Expense		0.00

Martha's House, Inc
Profit & Loss
January through December 2010

	Jan - Dec 10
Net Other Income	0.00
Net Income	-8,179.59

Jack Hopkins Social Services Funding Application (22)

Funding Sheet

Lead Agency:

Name: Middle Way House, Inc.

Is the Lead Agency a 501(c)(3)? ■ Yes ☐ No | Is this a collaborative project? ☐ Yes ■ No

Number of Agency Employees: Full-time 20 Part-time 31 Volunteers 350

Address where Project will be facilitated or housed:
338 S. Washington St. Bloomington, IN 47401

Name of Project Administrator: Toby Strout

Address: P.O. Box 95 Bloomington, IN 47402-0095

Telephone & E-mail: 812-333-7404 tobystrout@middlewayhouse.org

Name of other participating agencies, if different from Lead Agency:

Proposed Project:

Title of Project: New Wings Emergency DV Shelter

Total Cost of Project: $308,686

Requested JHSSF Amount: $25,000

Other Funds Expected for Project:

Amount	Source	Confirmed or Pending
$78,000	DVPT	Confirmed
$63,323	FFV	Confirmed
123,792	SSBG	Pending

Number of Clients Served by this Project in 2012: 250

Number of City Residents Served by this Project in 2012: 130

Is this a request for operational costs? ☐ Yes ■ No

If "yes," is the request for a pilot project or for bridge funding? ☐ Pilot ■ Bridge

Example:
Tables: 5 tables @ $12.00 each
Chairs: 20 chairs @ $8.00 each

Funding Information:

Please note: Due to limited funds, the Committee often recommends partial funding for a program. In the interest of helping the Committee best decide how to distribute funds, please provide an itemized list of program elements, ranked by priority and their costs.

ITEM		COST
Salaries/Benefits	24 hr staff, 365 days a year, 2 FT, 6 PT	$169,632
Occupancy (utilities, maintenance, etc.)		$39,533
Property/Liability Insurance		$13,105
Office (telephone, supplies, professional fees)		$16,888
Depreciation Expense		$69,528
	Total DV Program Cost:	$308,686

Claim Submission Date: *(check one)*

☑ July 2012 – September 2012 ☐ October 2012 – December 2012

☐ Other

Jack Hopkins Social Services Funding Application

Agency Contact Sheet

Lead Agency:

Name: Middle Way House, Inc.

Address: P O Box 95

Bloomington IN 47402

Phone & E-Mail: (812)333-7404 tobystrout@middlewayhouse.org

Website: www.middlewayhouse.org

President of Board of Directors: Michael DeNunzio

Director Information

Director of Lead Agency: Toby Strout

Director's Address: P O Box 95, Bloomington IN 47402

Phone & E-Mail: (812)333-7404 tobystrout@middlewayhouse.org

Presenter Information

Name of Person to Present Application to the Committee: Toby Strout

Address: P O Box 95, Bloomington IN 47402

Phone & E-mail: (812)333-7404 tobystrout@middlewayhouse.org

Grant Writer Information

Name of Grant Writer: Toby Strout

Address: P.O. Box 95 Bloomington, IN 47402-0095

Phone & E-Mail: 812-333-7404 tobystrout@middlewayhouse.org

Please also include:

- The Agency's Mission Statement in Two-Page Application Narrative
- A Simple Program Budget for use of requested funds (please check your math)
- A year-end financial statement that includes fund balances and total revenue & expenditures

MISSION, REQUEST, PROPOSED PROJECT

*M*iddle Way House's mission is to end violence against women through the provision of victim-centered services and meaningful alternatives to living with violence; networking, strategic collaborations, and cross-training with other first interveners and gateway professionals to improve victim identification, responses to disclosure, and the likelihood that available remedies will be accessed and that those remedies will be effective and just; and prevention programming for youth.

*M*iddle Way House requests $25,000 to support the provision of Emergency Shelter for battered women and their children, an identified priority for Jack Hopkins funding. This amount does not begin to cover the expense of 24-hour emergency shelter coverage, which is closer to $170,000. With more than 49% of shelter nights going to Bloomington residents, $25,000 in bridge funding is more than justified.

*A*t the very heart of Middle Way's mission is the New Wings Emergency Shelter, where a trained advocate is available to take crisis calls and arrange transportation for, welcome and work with victims of abuse 24 hours a day, 365 days a year. There is no waiting list and there are no barriers to receiving a safe space in which to spend the night -- and the day. The advocate admits women and children to the facility and sees to their immediate needs (for calming talk, a meal, medication and medical technology, clothing, diapers, etc.). She orients the family to the shelter and settles them in. She completes the first stage of the intake interview, which identifies urgent, but not emergency needs, so they can be addressed quickly. She is there to respond to residents as needed and she handles any emergency that comes up in the shelter. She monitors the security of the shelter as well.

MEETING AN IDENTIFIED NEED

This is what the Comprehensive Plan indicated (p. 55) are the key goals of Bloomington's Anti-Poverty Strategy to be funded through CDBG and HOME:

- Targeting revitalization activities in the west side geographic area defined in the Con Plan
- Elimination of substandard housing
- Provision of adequate and affordable rental property
- **Operating funding for emergency housing providers**

However, emergency shelter operations were not funded this year through CDBG and, so, the need for assistance is particularly urgent.

On the same page of the Plan, Middle Way House was cited specifically for its self-sufficiency programs, life skills education, formal education assistance, crisis counseling, and case management. These services are offered in the Emergency Shelter.

On page 12, MWH services are described as filling a need. On pages 23-24, the need for special services for victims of domestic violence is asserted, and on page 32, Middle Way's transitional housing program is specifically referenced. The main gateway to the Rise. On the long list of services included in the summary, pp. 49-51, only two are not provided by Middle Way House: although we follow fair housing practices, we do not engage in fair housing activities; and, while we serve victims with substance abuse issues, we do not provide substance-specific interventions. Middle Way House does provide everything else on that list to the victims it shelters as well as to survivors not in our housing facilities but in need of support: food, legal assistance, youth programming, transportation, employment training, childcare, and health-related services.

Page 51 of the document contains these words: The overwhelming majority of the women served at the local shelter are low-income and have no meaningful work history. Most of them have children. It is imperative that these services continue to provide safe passage to a secure space and whatever assistance is needed to assure victimized individuals and families that their future can be free of violence and fear.

ONE-TIME INVESTMENT

The community circumstance this request reflects is the CDBG committee's decision not to fund emergency shelter programs this year. The request is for operational funding as a bridge to the restoration of CDBG funds or identification of another source of funds for the basic, life-saving work Middle Way House provides.

LEVERAGE MATCHING FUNDS

Middle Way House has a history of bringing dollars to the community from state and federal government and private foundations. Over the past five years, the average number of dollars brought in for each local government dollar awarded through grant funds is $6. In 2011, for every local dollar, we brought in $6.25. This is an excellent return on investment. We will continue to apply for grants and we will try mightily to maintain the ratio, but there are many grants that we will not qualify for if we cannot demonstrate that the local government places a high value on the work we do.

MAKE A BROAD AND LONG-LASTING CONTRIBUTION TO OUR COMMUNITY

As co-founder of the program Jack Hopkins put it: "[P]riority should be given to projects or programs where investments now will have a positive, long-term spillover effect (such as reduced susceptibility to...diseases, decreased absences from school, reducing lost time from work, [alleviating the effects of poverty]...etc.). There is no better description of what an investment in emergency shelter for victims of domestic violence will bring to the community. Abuse is very costly to communities. Survivors of domestic violence, primary/adults and secondary/children, present with many problems. They are more likely than individuals not coping with intimate partner violence to need mental health and substance abuse services, emergency and continuing medical attention, and police intervention. Adults coping with violence tend to be less productive workers, absent workers, late to work workers. The dynamics within the relationship lead to missed rent payments, lost public benefits, and crime. Children growing up in homes where their mothers are abused are far more likely than their peers to fail in school, feel alienated from their communities, engage in self-destructive/self-defeating behaviors, and perpetrate crimes against persons and property. Entry into the service-rich Emergency Shelter is the first step towards reversing these trends. In addition to reducing re-victimization in the near future, domestic violence shelter services and opportunities contribute to long-term physical and financial security, through safety planning and recourse to civil and criminal court remedies; improved access to education and stronger academic performance, through application and scholarship assistance, homework help and tutoring; growth in skill sets and confidence; employment in agency-initiated social enterprises (now operated through strategic partnerships); and knowledge of the community and its institutions. An investment in Emergency Shelter for victims of domestic violence saves lives. Time spent in shelter changes lives. As one resident put it: "My time here has made such a difference – in how I feel about myself and the future and how I handle being a mom. I accomplished so much! I have a job. I have a new home to move into. I'm starting school in the fall. And the children are great, really great."

Program Budget	
Salaries/payroll taxes - 2 part-time overnight staff for one year	
$12/hr x 1042 hrs x 2 staff	$25,008
Funding Requested	$25,965

Middle Way House, Inc.
Consolidated Statements of Assets, Liabilities and Net Assets
December 31, 2011 and 2010

	December 31, 2011	December 31, 2010
Assets		
Current Assets		
Cash and Equivalents	$ 201,690	$ 117,323
Accounts Receivable, Net	542,879	651,427
Other Current Assets	6,938	20,334
Total Current Assets	751,507	789,084
Non-Current Assets		
Property Plant and Equipment, Net	6,141,571	6,418,654
Investments	9,053	9,053
Investment in Subsidiaries	702,531	702,531
Loan Acquisition Costs	6,829	6,829
Total Non-Current Assets	6,859,984	7,137,067
Total Assets	$ 7,611,491	$ 7,926,151
Liabilities and Net Assets		
Current Liabilities		
Accounts Payable	$ 28,967	$ 318,469
Accrued Expenses	48,875	53,080
Unearned Revenue	-	4,851
Total Current Liabilities	77,842	376,400
Non-Current Liabilities		
Notes Payable	1,838,377	1,986,459
Total Non-Current Liabilities	1,838,377	1,986,459
Total Liabilities	1,916,219	2,362,859
Net Assets		
Unrestricted	5,058,602	3,923,019
Temporarily Restricted	503,690	1,734,634
Permanently Restricted	1,000	1,000
Net Income	131,980	(95,361)
Total Net Assets	5,695,272	5,563,292
Total Liabilities and Net Assets	$ 7,611,491	$ 7,926,151

See accompanying accountants' report

Middle Way House Inc

Consolidated Statements of Activities

For the Months and Twelve Months Ending December 31, 2011 and 2010

	Months Ending December 31,				Twelve Months Ending December 31,			
	2011	%	2010	%	2011	%	2010	%
Income								
Grants	$ 65,524	28.88%	$ 54,774	22.90%	$ 708,624	32.67%	$ 635,304	29.68%
Contribution Income								
Donated Services & Assets	18,289	8.06%	17,310	7.24%	286,096	13.19%	295,226	13.79%
Restricted								
Foundations & Awards	1,000	0.44%	-	0.00%	65,806	3.03%	70,600	3.30%
NAP Credits	-	0.00%	100	0.04%	31,350	1.45%	22,470	1.05%
United Way	-	0.00%	196	0.08%	65,253	3.01%	67,530	3.15%
New Wings Campaign	1,731	0.76%	33,704	14.09%	8,743	0.40%	211,930	9.90%
Unrestricted	125,910	55.50%	93,474	39.08%	535,974	24.71%	213,915	9.99%
Program Fees	-	0.00%	27,706	11.58%	237,227	10.94%	470,630	21.99%
Fundraising	-	0.00%	5,624	2.35%	48,563	2.24%	19,803	0.93%
Investment Income	2,935	1.29%	960	0.40%	2,977	0.14%	2,102	0.10%
Gain on Sale of Assets	-	0.00%	1,000	0.42%	55,339	2.55%	11,800	0.55%
Recovery/Forgiveness of (Bad)Debt	-	0.00%	-	0.00%	65,000	3.00%	100,000	4.67%
Other	11,480	5.06%	4,363	1.82%	57,838	2.67%	19,140	0.89%
Total Income	226,869	100.00%	239,211	100.00%	2,168,790	100.00%	2,140,450	100.00%
Cost of Goods Sold	-	0.00%	11,860	4.96%	89,766	4.14%	172,571	8.06%
Gross Profit	226,869	100.00%	227,351	95.04%	2,079,024	95.86%	1,967,879	91.94%
Expense								
Advertising	-	0.00%	914	0.38%	1,000	0.05%	3,894	0.18%
Automobile Expense	480	0.21%	1,409	0.59%	9,619	0.44%	29,509	1.38%
Bad Debts	-	0.00%	14,465	6.05%	6,776	0.31%	16,945	0.79%
Bank Service Charges	239	0.11%	294	0.12%	3,418	0.16%	1,741	0.08%
Client Direct Assistance	40	0.02%	490	0.20%	2,547	0.12%	4,083	0.19%
Compensation	98,822	43.56%	139,710	58.40%	1,082,915	49.93%	1,256,575	58.71%
Contract Labor	-	0.00%	2,192	0.92%	1,253	0.06%	5,298	0.25%
Depreciation & Amortization	14,579	6.43%	60,897	25.46%	203,532	9.38%	125,822	5.88%
Donated Services	18,289	8.06%	17,310	7.24%	286,096	13.19%	295,226	13.79%
Dues and Fees	375	0.17%	601	0.25%	4,552	0.21%	5,390	0.25%
Equipment Rent and Maint	174	0.08%	50	0.02%	5,002	0.23%	7,532	0.35%
FDE Fundraising Expense	-	0.00%	-	0.00%	8,303	0.38%	693	0.03%
Insurance	3,002	1.32%	2,787	1.17%	67,104	3.09%	43,012	2.01%
Interest Expense	6,366	2.81%	7,177	3.00%	81,089	3.74%	64,998	3.04%
Miscellaneous Expense	(544)	-0.24%	179	0.07%	940	0.04%	689	0.03%
Occupancy	7,785	3.43%	9,632	4.03%	108,612	5.01%	103,237	4.82%
Postage and Delivery	456	0.20%	664	0.28%	4,174	0.19%	4,209	0.20%
Printing and Reproduction	2,927	1.29%	1,607	0.67%	10,905	0.50%	15,382	0.72%
Professional Fees	-	0.00%	-	0.00%	26,830	1.24%	28,060	1.31%
Subscriptions and Publications	-	0.00%	-	0.00%	774	0.04%	671	0.03%
Supplies	249	0.11%	5,994	2.51%	10,275	0.47%	19,799	0.92%
Telephone	1,271	0.56%	1,783	0.75%	19,408	0.89%	22,799	1.07%
Training	-	0.00%	-	0.00%	511	0.02%	795	0.04%
Travel & Ent	-	0.00%	265	0.11%	1,409	0.06%	6,881	0.32%
Total Expense	154,510	68.11%	268,420	112.21%	1,947,044	89.78%	2,063,240	96.39%
Net Operating Income (Loss)	$ 72,359	31.89%	$ (41,069)	-17.17%	$ 131,980	6.09%	$ (95,361)	-4.46%

Jack Hopkins Social Services Funding Application

Funding Sheet

Lead Agency:

Name: Monroe County CASA, Inc.

Is the Lead Agency a 501(c)(3)? ■ Yes ☐ No | Is this a collaborative project? ☐ Yes ■ No

Number of Agency Employees: Full-time 4 Part-time 3 Volunteers 120

Address where Project will be facilitated or housed:
201 N Morton Street Bloomington IN 47404

Name of Project Administrator: Kristin Bishay

Address: 201 N Morton Street Bloomington IN 47404

Telephone & E-mail: 812-333-2272 ext 12 kristin.bishay@monroecountycasa.org

Name of other participating agencies, if different from Lead Agency: na

Proposed Project:

Title of Project: Purchase CASA Manager Data Base System

Total Cost of Project: $4615.00

Requested JHSSF Amount: $4615.00

Other Funds Expected for Project:

Amount	Source	Confirmed or Pending
na		

Number of Clients Served by this Project in 2012: 340 estimated

Number of City Residents Served by this Project in 2012: 240 estimated

Is this a request for operational costs? ☐ Yes ■ No

If "yes," is the request for a pilot project or for bridge funding? ☐ Pilot ☐ Bridge

Example:
Tables: 5 tables @ $12.00 each
Chairs: 20 chairs @ $8.00 each

Funding Information:

Please note: Due to limited funds, the Committee often recommends partial funding for a program. In the interest of helping the Committee best decide how to distribute funds, please provide an itemized list of program elements, ranked by priority and their costs.

ITEM		COST
CASA Manager & FileMaker Pro licenses X7		$2,415.00
Data Transfer from other software		$ 500.00
Unlimited Technical support for two years	$850 per year X2	$1,700.00

Claim Submission Date: *(check one)*

☑ July 2012 – September 2012 ☐ October 2012 – December 2012

☐ Other

Jack Hopkins Social Services Funding Application
Agency Contact Sheet

Lead Agency:

Name:	Monroe County CASA, Inc.
Address:	201 N Morton Street
	Bloomington IN 47404
Phone & E-Mail:	812-333-2272 kristin.bishay@monroecountycasa.org
Website:	monroecountycasa.org
President of Board of Directors:	Beth Bryant

Director Information

Director of Lead Agency:	Kristin Bishay
Director's Address:	201 N Morton Street Bloomington IN 47404
Phone & E-Mail:	812-333-2272 kristin.bishay@monroecountycasa.org

Presenter Information

Name of Person to Present Application to the Committee	Kristin Bishay
Address	201 N Morton Street Bloomington IN 47404
Phone & E-mail	812-333-2272 kristin.bishay@monroecountycasa.org

Grant Writer Information

Name of Grant Writer:	Kristin Bishay
Address:	201 N Morton Street Bloomington IN 47404
Phone & E-Mail:	812-333-2272 kristin.bishay@monroecountycasa.org

Please also include:

- The Agency's Mission Statement in Two-Page Application Narrative
- A Simple Program Budget for use of requested funds (please check your math)
- A year-end financial statement that includes fund balances and total revenue & expenditures

Monroe County CASA

Description and Mission

Monroe County CASA (Court Appointed Special Advocates) has been a long-standing program within a larger agency. The CASA program has recently incorporated and become an independent agency in its own right --Monroe County CASA, Inc. Our mission has been and will continue to be the provision of advocacy services to children who are caught up in the local court system due to abuse and neglect. These services are provided by carefully selected and trained volunteers who operate with the coaching and supervision of paid staff. Our goal is to hold the parties accountable and ensure that children attain safe, permanent homes as quickly as possible. The CASA concept has been in existence since 1977, and efforts to establish our local program began in 1983, with the first group of volunteers trained in early 1984. Now, twenty eight years later, to meet the needs of abused children in our community, Monroe County CASA must maintain a constantly expanding case load. In 2011, Monroe County CASA volunteers advocated for 323 children.

CASA volunteers independently assess the child's situation, monitor compliance by the parents and the Department of Child Services with court orders, report to the judge on changes and developments in the case, advocate for effective and coordinated services for the child and family, and make recommendations to the judge for further action. We serve only cases in the Monroe Circuit Court. Since CASA services are required by law, local government would be required to budget for attorney services at a rate of at least $60 per hour. CASA volunteers contribute more than 10,000 hours of service per year to the court and Bloomington's most vulnerable children, creating an estimated savings to the community of $479,000.

The stakes are high and the systems complex. In order to fulfill the mission effectively, volunteers have the guidance, support and supervision of experienced and qualified staff. Volunteers are lay people who rarely have any experience in the child welfare, child development, or legal arenas. Therefore, they work closely with staff who help guide them through their cases, answer questions, provide information, and offer encouragement and support.

The Project

Purchase CASA Manager Data Base software system with two years technical support.

In December 2010, National CASA announced that it would no longer provide updates or support their case management software program, COMET. This change has shifted the burden of technical support to individual agencies. In preparing for this loss of support, Monroe County CASA researched available data bases. There are very few systems that are already developed for our specific needs. The most cost effective and proven software (with 18 years of reliable service) is CASA Manager. It is the only software program that was created by a CASA staff member specifically for CASA agencies. They understand what a CASA agency is, what we do, and how the court system works. With CASA Manager, our agency's data stays in our office, in our control. There is no annual fee to access our data; we are buying a perpetual license to use the software.

The CASA Manager software will:

a. Provide a data collection system that is reliable and stable.
b. Provide a data collection system that is user friendly, accessible, and affordable.
c. Provide a data collection system that enables us to retrieve reliable reports that are meaningful to our work.
d. Provide a data collection system that enables programs to report on CASA program outcomes and the impact CASA advocacy has on children served.

Identified Need

The need for Monroe County CASA to continue and expand its services in Bloomington is indicated in the *Service Community Assessment of Needs* (SCAN 2003), page 79. It states, "Those working with children see an urgent need to streamline the system. Currently ...CASA estimates it is only serving 30% of the children who need their services. There is growing concern that allowing time to pass before addressing a problem or settling a case can be especially detrimental to children who are still developing mentally, physically and emotionally. Barriers include need for additional resources and changes in state policies for family law." Monroe County CASA has joined forces with other CASA programs and the State GAL/CASA office to effectively advocate for changes in state laws in the past few years. Although Monroe County CASA is now serving a higher percentage of the abused and neglected children in Monroe Circuit Court since the SCAN report, these positive changes also encumbered the CASA program with a higher case load and minimal increase in funding. As this application is being written, Monroe County CASA has 32 children on the waiting list for a volunteer. The staff is currently supervising 115 cases involving 205 children; before 2008, the maximum case load was 75.

Lasting Benefits

Child abuse and neglect are critical issues for all communities, and Bloomington is no exception. Few people are aware of the reality, severity, and pervasiveness of abuse and neglect, yet the effects for all of us are profound. Child abuse has both immediate and long-term ramifications for the community, including significant financial burdens. The conclusion in the *Andrew Young School of Policy Studies Research Paper No. 06-31*, states, "We find that maltreatment approximately doubles the probability of engaging in many types of crime...Finally, the probability of engaging in crime increases with the experience of multiple forms of maltreatment." The current financial instability of the country has a greater chance to negatively impact the families and children CASAs serve which in turn will inevitably increase the demand from the community for our child advocacy services. The US Department of Justice Office of the Inspector General (OIG) conducted an audit of the National CASA Association, of which Monroe County CASA is a member. Their report states, "A child with a CASA volunteer is less likely to reenter the child welfare system. The proportion of reentries is consistently reduced by half." (8,11,12). The effects this has on our community is measured positively through both social and fiscal measures, preventing later drain on social services and prevention of both juvenile and adult crimes.

Monroe County CASA, Inc.

Budget Sheet

CASA Manager Software System	7 licenses @ $345 per	$2,415.00
Data Transfer from other software		$ 500.00
Unlimited Technical Support	2 years @ $850 per	$1,700.00
	Total:	$4,615.00

Ready to be purchased when funds are available.

CASA Manager ™
Makes paperwork fly!

Quote

Bill to: Monroe County CASA Program
120 W. Seventh Street
Suite 104
Bloomington, IN 47404

Ship to:

Tel: (812) 333-2272 **Email:** meredith.zafian@monroecountycasa.org

Fax: (812) 333-7949 **Contact:** Kristin Bishay

Quote #: 427 **Date:** 2/13/2012

Customer #: 398 **SalesExec:** Alison Kravchuk

ProductID	Description	Qty	Type	UnitPrice	Total
021	CASA Manager & FileMaker Pro licenses	7	Lic	345.00	2,415.00
062	Technical Support - 12mos Agy Unlimited	2 1	Yr	850.00	1700 ~~850.00~~
011	Data Transfer from other software	1	Agy	500.00	500.00

Quote Notes

Added by hand 2nd year of paid support (B3)

Disc. Amt		**SubTotal**	~~$3,765.00~~ 4615.00
Discount%		**Subtotal w/ Discont**	
Tax%		**plus tax**	$0.00
		Total	~~$3,765.00~~ $4615.00

Please note:

- All CASA Manager orders include one CD Set of the software and an electronic document set (manual). Paper manuals may be ordered for an additional charge of $25 per set for either FileMaker Pro, FileMaker Server or CASA Manager manuals.
- All quotations are valid for a period of 30 days from date of issue unless they include promotional pricing in which case promotion deadlines apply.
- Customer is responsible for ensuring that their hardware is compatible with the latest version of FileMaker software. Technical information is available at www.filemaker.com
- Payment for training and/or customization is strictly 15 days from date of invoice.
- Payment for software and technical support must be paid in advance of delivery.
- Travel expenses are extra and billed at cost. Receipts are provided with final invoice.
- All prices are quoted in US dollars and exclude sales tax if purchased outside CA.

FileMaker

CASA Manager
1381 Estrellita Way, Suite A, Campbell, CA 95008
Phone: 408-370-1044 www.casamanager.com

Monroe County CASA, Inc.
Profit & Loss
January through December 2011

	Jan - Dec 11
Ordinary Income/Expense	
Income	
Community Foundation Endowment	6,358.00
Donations	
Government	1,250.00
Businesses	300.00
Individuals	12,971.92
Organizations	17,183.25
Recurring Gift	6,009.00
Total Donations	37,714.17
Fundraising	
Direct Mail	
Direct Mail Expenses	-2,185.92
Direct Mail - Other	28,125.00
Total Direct Mail	25,939.08
Playhouse	
Ticket Sales	5,574.24
Donation	200.00
Playhouse expenses	-3,333.38
Sponsor	16,550.00
Total Playhouse	18,990.86
Total Fundraising	44,929.94
Grants	
Community Foundation	4,000.00
ICJI	24,015.00
IYI	750.00
Miscellaneous Grants	12,610.00
State CASA	54,983.20
United Way	237.60
Grants - Other	6,850.00
Total Grants	103,445.80
Monroe County Courts	122,022.19
Total Income	314,470.10
Gross Profit	314,470.10
Expense	
Contract Services	
Workstudy	4,740.63
Total Contract Services	4,740.63
Operations	
Advertising	327.00
BOD Development	17.36
Credit card & Paypal fees	884.45
Equipment Rental	1,574.04
Food & Lodging	203.29
Insurance	4,278.72
Licenses, Fees, Registration	331.89
Maintenance	2,609.96
Newsletter	849.05
Office Supplies	5,724.83
Postage	2,377.13
Printing and Copying	1,114.00
Rent & Utilities	18,598.58

Jack Hopkins Social Services Funding Application

(24)

Funding Sheet

Lead Agency:

Name: Monroe County United Ministries, Inc.

Is the Lead Agency a 501(c)(3)? ☒ Yes ☐ No | Is this a collaborative project? ☐ Yes ☒ No

Number of Agency Employees: Full-time 18 Part-time 15 Volunteers 250+

Address where Project will be facilitated or housed:
827 West 14th Court Bloomington 47404

Name of Project Administrator: Meri Reinhold, Executive Director

Address: 827 West 14th Court Bloomington 47404

Telephone & E-mail: 812.339.3429 x11

Name of other participating agencies, if different from Lead Agency:

Proposed Project:

Title of Project: Roof Replacement for Emergency Services Building

Total Cost of Project: $42,500

Requested JHSSF Amount: $17,500

Other Funds Expected for Project:

Amount	Source	Confirmed or Pending
$25,000	CDBG Physical Improvement Funds	confirmed

Number of Clients Served by this Project in 2012: 4,100 (from 1,009 households)

Number of City Residents Served by this Project in 2012: 2,870

Is this a request for operational costs? ☐ Yes ☒ No

If "yes," is the request for a pilot project or for bridge funding? ☐ Pilot ☐ Bridge

Example:
Tables: 5 tables @ $12.00 each
Chairs: 20 chairs @ $8.00 each

Funding Information:

Please note: Due to limited funds, the Committee often recommends partial funding for a program. In the interest of helping the Committee best decide how to distribute funds, please provide an itemized list of program elements, ranked by priority and their costs.

ITEM COST

This project must be completed in its entirety and cannot be divided into fundable elements. Partial funding will move us closer to replacing roof, but it will require us to take out a loan to cover the balance as no other potential funding sources have been found. Our financial reserves, which would normally cover a small portion, have already been severely taxed by other funding losses and increased expenses, forcing us to cut services.

Claim Submission Date: *(check one)*

☑ July 2012 – September 2012 ☐ October 2012 – December 2012

☐ Other

Jack Hopkins Social Services Funding Application

Agency Contact Sheet

Lead Agency:

Name:	Monroe County United Ministries, Inc.
Address:	827 West 14th Court
	Bloomington, Indiana 47404
Phone & E-Mail:	812.339.3429 mcum@mcum.org
Website:	www.mcum.org
President of Board of Directors:	Mary Ellen Brown

Director Information

Director of Lead Agency:	Meri Reinhold, Executive Director
Director's Address:	827 West 14th Court 47404
Phone & E-Mail:	812.339.3429 x11 mcum@mcum.org

Presenter Information

Name of Person to Present Application to the Committee	Rebecca Stanze, Development Coordinator
Address	827 West 14th Court 47404
Phone & E-mail	812.339.3429 x15 development@mcum.org

Grant Writer Information

Name of Grant Writer:	Rebecca Stanze, Development Coordinator
Address:	827 West 14th Court 47404
Phone & E-Mail:	812.339.3429 x15 development@mcum.org

Please also include:

- The Agency's Mission Statement in Two-Page Application Narrative
- A Simple Program Budget for use of requested funds (please check your math)
- A year-end financial statement that includes fund balances and total revenue & expenditures

Jack Hopkins Social Service Funding Program
Monroe County United Ministries

Agency Overview: Monroe County United Ministries (MCUM) has been a social service institution in Monroe County since 1939. MCUM provides basic needs assistance to low-income families who are experiencing financial crisis through the Emergency Services Program. This assistance includes emergency food, cleaning supplies, hygiene items, rent/mortgage/utility assistance, clothing, household items, bus tickets, and referrals to other services. The goal of this program is to address an immediate crisis and support clients in their efforts to regain self-sufficiency. MCUM also provides full-time, high-quality, affordable childcare for children ages 2.5-6 in a licensed and accredited center. Our mission statement reads: "Monroe County United Ministries is a nurturing organization serving working families and those in distress by assisting with emergency needs and subsidized childcare. We provide quality education and a safe place for children, basic needs assistance for the poor and community service opportunities."

Previously Identified Priority: Page 19 of the City of Bloomington's 2010-2014 Consolidated Plan states that the city's priority strategies include working to "Provide funding to non-profit organizations that serve low income individuals/families with their basic emergency needs: food, shelter and health care." and to "Provide funding to non-profit organizations that provide a safety net for community members in need." MCUM's Emergency Services Program fits squarely into these priorities by providing basic needs assistance to those in financial crisis. This program also ties into the plan's objective of addressing homelessness. While the services this program provides are in reaction to a household level emergency, they are also preventative in nature. By helping families cope with a difficult time (unemployment, divorce, illness, etc.), we help families regain self-sufficiency and avoid long-term struggles that might include homelessness, incarceration, and other challenges that are difficult to recover from and are expensive for the community to address. The rent/mortgage/utility assistance program directly prevents homelessness and saves community resources by keeping families in their homes with their utilities in service.

Of the 1,001 households (representing 4,064 adults and children) served in 2011, 34% were seeking assistance from MCUM for the first time and 70% were living within the City of Bloomington. All of the households served were at-risk in some manner:

Low-Moderate Income Households	*Low Income Households*	*Extremely Low Income Households*	*Households with Children*	*Households with Elderly*	*Households with Disabled*	*Single Female Head of Household*
52	139	806	505	71	285	228
5%	14%	81%	50%	7%	28%	23%

One Time Investment: We are requesting $17,500 to replace a roof on one of our buildings. MCUM's Emergency Food Pantry and caseworker offices, along with MCUM's administrative offices, are housed in a building that has served the community since the 1970s. Rotting decking has created a large low spot in the roof, which has created pools of water that will soon lead to leaks and more rot. We need to remove and replace the current 22 year old Duro-Last roof, insulation, and decking. In addition, a venting system required by the Duro-Last manufacturer will be added to address potential future moisture issues.



We chose the Duro-Last roof for this project because our current roof outlasted its warranty and only failed when unrelated systems introduced moisture. The new roof comes with a 15-year warranty, is Energy Star-rated, and will be installed with new insulation with a slightly increased R-value. We anticipate continued and possible increased utility savings thanks to the white roof's reflective nature and new insulation.

The project will be implemented as soon as the necessary funding is obtained and weather conditions allow (early summer to late fall). We anticipate that business will be conducted as usual during the construction process, with safety concerns requiring isolated interruptions of operations. We estimate that the project will be completed within 8 days.

Leveraging Resources: The success of the Emergency Services Program is dependent on partnerships and community contributions. Rent/mortgage/utility assistance is possible through pooling resources with the township trustees and others organizations in the community. Of the food, cleaning supplies, and hygiene items coming into the pantry in 2011, 86% were donated directly from community members (an additional 11% came though the USDA commodities program and 3% came from the Hoosier Hills Food Bank). In addition, the program works in partnership with Opportunity House, a resale shop that is likewise dependent on community donations, to provide clothing and household necessities (plates, sheets, etc.). With substantial volunteer support, limited staff, and some basic infrastructure, we are able to connect a large volume of donations to those in need.

Long-Lasting Contribution: Replacing our roof will make a lasting contribution to this program by allowing it to continue unaffected by leaks and structural concerns. The program itself makes a lasting contribution to individuals, households, and the community as a whole. Funding this request can help address immediate challenges, prevent long-term crises, and encourage self-sufficiency. The result will be families with housing, children with food and clothing, adults with the resources they need to regain their stability, and a healthier community overall.

Jack Hopkins Social Service Funding Program
Monroe County United Ministries
Project and Program Budget

Roof Replacement Project Budget:

Expenses:	$42,500*	removal of existing roof, insulation and decking; replacement of these items; and installation of venting system
Income:	$25,000	funds awarded by CDBG Physical Improvements
Balance:	$17,500	

*This amount differs slightly from that shown on attached estimate due to permit costs, which were included in the estimate but are not applicable to this project.

2012 Emergency Services Program Budget:

Contributions	3,500.00
Special Events Revenue	8,000.00
Rent	4,620.00
Federal Government Funds	13,100.00
State and Local Government Fund	11,000.00
Neighborhood Assistance Program	34,000.00
Interest Income	350.00
Budgeted Income:*	**74,570.00**

Salaries	71,566.00
Fringe	16,470.00
Misc. Personnel Expense	500.00
Miscellaneous Grant Expense	1,250.00
Food and Paper	800.00
Special Events Expense	2,500.00
Office Supplies	490.00
Printing	49.00
Postage and Shipping	315.00
Equipment & Repairs & Supplies	1,215.00
Utilities	3,450.00
Communications	438.00
Commercial Pkg Insurance	1,515.00
Vehicle Fuel & Maintenance	96.00
Emergency Grants	25,000.00
Custodial Supply	525.00
Custodial Maintenance Contracts	5,250.00
Building and Grounds	975.00
Professional Fees	753.00
Rental Expense	1,500.00
Miscellaneous	40.00
Budgeted Expense:*	**74,570.00**

*The difference between the expenses and the restricted revenue is made up with revenue not restricted to a particular program. Funding sources include United Way of Monroe County, Opportunity House, contributions from individuals, contributions from faith communities and endowment interest income.

JOB ESTIMATE

ROOFING • SHEET METAL • CONSTRUCTION

Phone: (812)523-8392
Toll Free: (800)303-8392
Fax: (812)523-7553

Headquarters
1000 D Avenue
Seymour, IN 47274

Roofing Division Offices
Seymour, IN
Indianapolis, IN
Paris, IL
Cincinnati, OH

DATE: 09/15/11
PREPARED FOR: **Monroe Co United Ministries**
827 W 14th Court
Bloomington, IN 47404

WE ARE PLEASED TO SUBMIT THE FOLLOWING COST ESTIMATE
JOB DESCRIPTION: WE HEREBY PROPOSE TO FURNISH THE MATERIALS AND PERFORM THE LABOR NECESSARY TO INSTALL NEW ROOF

DESCRIPTION	TOTAL
TEAR OFF EXISTING DURO-LAST AND INSULATION ON MAIN ROOF	$42,466.00
INSTALL NEW 5/8" DECKING ON MAIN ROOF	
INSTALL 3/8" ULTRA-FOLD INSULATION OVER NEW DECKING	
INSTALL 3/8" ULTRA-FOLD INSULATION OVER 3 SMALLER EXISTING ROOFS	
INSTALL DURO-LAST COMMERCIAL ROOFING MEMBRANE OVER INSULATION	
INSTALL DURO-LAST CUSTOM STACKS AND CURBS AROUND ALL PROTRUSIONS	
INSTALL DURO-LAST EDGE OF ROOF	
INSTALL DURO-LAST TWO-WAY ROOF VENTS PER SPECIFICATIONS	
PERMITS	$893.26
ROOF CARRIES A 15 YEAR MATERIAL AND LABOR NDL NON PRORATED WARRANTY	
TOTAL	$43,359.26

RESPECTFULLY SUBMITTED
SALESMAN
ANDY ROYALTY

PAYMENT: 60% DUE UPON DELIVERY OF MATERIAL
40% DUE UPON COMPLETION OF JOB.

ESTIMATE IS VALID FOR 45 DAYS
A 5% fee will be imposed on any payment not made subject to above terms.
Certificates of liability and workers compensation insurance are available upon request

The above prices, specifications and conditions are satisfactory and are hereby accepted. You are authorized to do the work specified. Payment will be made as outlined above.

DATE_____ SIGNATURE_____

Terms: As stated above. There will be a 1 1/2% per month (18% per year) finance charge on all accounts over 10 days past due. All accounts turned over for collection will incur reasonable attorney fees and court costs to be paid by the purchaser with proper venue as Jackson County, Indiana.

Certifications:
GAF Master Elite
Duro-Last Master Roofing

Learn more about
Royalty Roofing at
www.royaltyroofing.com

Memberships:
Nat'l Roofing Contractors Assn
Better Business Bureau

Monroe County United Ministries, Inc.
MCUM Balance Sheet
As of December 31, 2011

	Dec 31, 11
ASSETS	
Current Assets	
Checking/Savings	
1005-1 · BSB-General Chk(operating fund)	46,944.54
1015-1 · BSB-ES Chk (restricted funds)	44,708.68
1019-1 · BSB-Online Account	1.00
1030-1 · BSB-Market (operating funds)	55,625.07
1035 · Un Commerce- (cash reserve)	102,420.02
1036 · Key - (cash reserve)	72,217.18
1037 · Regions- (Money M cash reserve)	72,549.96
1040 · IUCU- (cash reserve)	78,321.71
1050 · HL -Strategic Fd. (Board rst.)	306,843.17
1051 · HL-Priority (board restricted)	343,038.40
1056 · BS-CD (25 Gen+20 ES food)	45,115.68
1057 · United Commerce- CD'S (es)	10,016.78
1058 · HL - Priority(donor restricted)	5,070.80
1060 · Petty Cash	50.00
1061 · Gift Cards	209.93
Total Checking/Savings	1,183,132.92
Accounts Receivable	
1100 · Accounts receivable	28,583.91
Total Accounts Receivable	28,583.91
Other Current Assets	
1150 · Prepaid Insurance	2,583.79
1170 · Prepaid Pest Control	310.40
1180 · Prepaid Koorsen Fire & Security	665.70
1190 · Prepaid Web Hosting Accounts	45.83
Total Other Current Assets	3,605.72
Total Current Assets	1,215,322.55
Fixed Assets	
1200 · Land	10,000.00
1210 · Buildings	1,718,447.09
1250 · Land Improvements	16,510.67
1260 · Equipment	342,652.72
1290 · Vehicles	16,268.00
1300 · Accumulated depreciation	(1,075,527.78)
Total Fixed Assets	1,028,350.70
Other Assets	
1054 · MCUM Fund-Community Foundation	187,034.98
Total Other Assets	187,034.98
TOTAL ASSETS	**2,430,708.23**
LIABILITIES & EQUITY	
Liabilities	
Current Liabilities	
Accounts Payable	
2070 · Accounts Payable	8,849.23
Total Accounts Payable	8,849.23
Other Current Liabilities	
2000 · Taxes Payable	2,402.98

Monroe County United Ministries, Inc.
MCUM Balance Sheet
As of December 31, 2011

	Dec 31, 11
2060 · Salaries Payable	20,949.65
2080 · Pension Expense Payable	9,365.28
2100 · United Way Payable	238.00
2200 · Accrued Vacation	18,167.96
Total Other Current Liabilities	51,123.87
Total Current Liabilities	59,973.10
Total Liabilities	59,973.10
Equity	
2900 · Temporarily restrict net asset	53,089.76
2950 · Permanently restrict net assets	209,145.96
2990 · Residual Equity (RE)	2,233,233.13
Net Income	(124,733.72)
Total Equity	2,370,735.13
TOTAL LIABILITIES & EQUITY	**2,430,708.23**

Monroe County United Ministries, Inc.
Profit & Loss
January through December 2011

	Jan - Dec 11
Ordinary Income/Expense	
Income	
4010 · Contributions	269,061.02
4030 · MCUM Fund Distributions	8,182.00
4050 · Special Events Revenue	38,834.76
4070 · Rent	4,729.37
4080 · Federal Government Funds	354,266.34
4100 · State and Local Government Fund	23,000.00
4120 · NAP	34,000.00
4130 · Childcare Fees	136,712.95
4140 · United Way	40,269.62
4150 · Grants	28,351.71
4170 · Interest Income	17,785.33
4180 · Investments	-28,573.05
4190 · Miscellaneous Income	126.43
4200 · G/L on Sale or Disposal/ Assets	-5,588.31
Total Income	921,158.17
Gross Profit	921,158.17
Expense	
5000 · Salaries	646,197.49
5010 · Fringe	125,990.95
5020 · Misc. Personnel Expense	1,086.00
5026 · Miscellaneous Grant Expense	2,439.88
5030 · Food and Paper	46,718.02
5035 · Arts and Crafts	1,335.53
5040 · Special Events Expense	7,951.26
5055 · Field Trips	870.00
5060 · Office Supplies	7,819.19
5065 · Advertising	2,114.26
5075 · Memberships	955.00
5080 · Postage and Shipping	5,114.48
5090 · Equipment & Repairs & Supplies	15,597.90
5100 · Utilities	22,305.98
5120 · Communications	2,567.24
5140 · Commercial Pkg Insurance	13,966.53
5160 · Vehicle Fuel & Maintenance	173.00
5170 · Staff Mileage	760.10
5180 · Training and Staff Development	1,562.27
5190 · TEACH Expense	206.16
5200 · Emergency Grants	20,848.73
5220 · Custodial Supply	4,094.30
5230 · Custodial Maintenance Contracts	29,589.90
5240 · Building and Grounds	4,840.82
5250 · Professional Fees	22,498.36
5260 · Interest	0.54
5270 · Depreciation	57,291.42
5280 · Bad Debts	-1,091.40
5310 · Rental Expense	1,495.38
5350 · Miscellaneous	595.67
6560 · Payroll Expenses	-3.07
Total Expense	1,045,891.89
Net Ordinary Income	-124,733.72
Net Income	**-124,733.72**

(25)

Jack Hopkins Social Services Funding Application

Funding Sheet

Lead Agency:

Name: Monroe County YMCA

Is the Lead Agency a 501(c)(3)? ■ Yes ☐ No | Is this a collaborative project? ☐ Yes ■ No

Number of Agency Employees: Full-time 23 Part-time 269 Volunteers 324

Address where Project will be facilitated or housed:
2125 S. Highland Ave, Bloomington, IN 47401

Name of Project Administrator: Chris Aungst, Facilities & Aquatics Director

Address: 2125 S. Highland Ave., Bloomington, IN 47401

Telephone & E-mail: 812-332-5555 ext. 224 & caungst@monroecountyymca.org

Name of other participating agencies, if different from Lead Agency: _____

Proposed Project:

Title of Project: ADA Compliant Aquatic Lifts

Total Cost of Project: $19,497

Requested JHSSF Amount: $19,497

Other Funds Expected for Project:

Amount	Source	Confirmed or Pending

Number of Clients Served by this Project in 2012: 11,000 members and nearly 7,000 additional program participants

Number of City Residents Served by this Project in 2012: estimated 80% (14,400) live within city limits

Is this a request for operational costs? ☐ Yes ■ No

If "yes," is the request for a pilot project or for bridge funding? ☐ Pilot ☐ Bridge

Example:	
Tables:	*5 tables @ $12.00 each*
Chairs:	*20 chairs @ $8.00 each*

Funding Information:

Please note: Due to limited funds, the Committee often recommends partial funding for a program. In the interest of helping the Committee best decide how to distribute funds, please provide an itemized list of program elements, ranked by priority and their costs.

ITEM	COST
PAL Portable Aquatic Lifts (ADA Compliant) for the warm water pool	$6,499
PAL Portable Aquatic Lift (ADA Compliant) for the lap lane pool	$6,499
PAL Portable Aquatic Lift (ADA Compliant) for the family hot tub	$6,499

Claim Submission Date: (*check one*)

☑ July 2012 – September 2012 ☐ October 2012 – December 2012

☐ Other

Jack Hopkins Social Services Funding Application
Agency Contact Sheet

Lead Agency:

Name: Monroe County YMCA

Address: 2125 S. Highland Ave.
Bloomington, IN 47401

Phone & E-Mail: 812-332-5555 info@monroecountyymca.org

Website: www.monroecountyymca.org

President of Board of Directors: David Sabbagh

Director Information

Director of Lead Agency: Roberta Kelzer

Director's Address: 2125 S. Highland Ave, Bloomington, IN 47401

Phone & E-Mail: 812-332-5555 ext. 215 rkelzer@monroecountyymca.org

Presenter Information

Name of Person to Present Application to the Committee: Roberta Kelzer

Address: 2125 S. Highland Ave, Bloomington, IN 4740

Phone & E-mail: 812-332-5555 ext. 215 rkelzer@monroecountyymca.org

Grant Writer Information

Name of Grant Writer: Erika Rudd

Address: 2125 S. Highland Ave, Bloomington, IN 4740

Phone & E-Mail: 812-332-5555 ext. 207 erudd@monroecountyymca.org

Please also include:

- The Agency's Mission Statement in Two-Page Application Narrative
- A Simple Program Budget for use of requested funds (please check your math)
- A year-end financial statement that includes fund balances and total revenue & expenditures

JACK HOPKINS SOCIAL SERVICES FUNDING APPLICATION 2012
Monroe County YMCA

The Monroe County YMCA respectfully requests a one-time grant of $19,497 to purchase three ADA compliant aquatic lifts for the pools at the YMCA.

Mission: The Monroe County YMCA is a community based non-profit organization with the mission of putting Christian principles into practice through programs that build a healthy spirit, mind and body for all. We serve more than 18,000 individuals each year; uniting men, women and children of all ages, races, faiths, backgrounds, abilities and income levels. The Y adds lasting value to the lives of Bloomington residents by: helping them begin and maintain healthy lifestyles, enhancing the quality of life for active older adults, creating a positive, safe place for children and teens, and providing a place that enriches and strengthens families.

Last year, more than $287,549 in scholarships, subsidies and outreach efforts provided critical access to struggling and low-income individuals and families. Twenty-five percent of those we serve are on financial assistance. Additionally, we give YMCA memberships to more than 650 disabled and social service clients from 20 community agencies, such as Options, Stonebelt and the Proton Therapy Center.

Previously Identified Social Service Fund Priority: The addition of ADA compliant aquatic lifts to the YMCA's pools will address Strategy #4 (Improvement of Public Facilities) of the Consolidated Plan 2010-2014 for the City of Bloomington. Strategy #4 states, "The funding of ADA compliance projects for public facilities where special needs populations are served is a continuing commitment (p.7)."

According to the 2003 Service Community Assessment of Needs (SCAN), three population groups -- the elderly, people with disabilities and young children -- are more susceptible to "falling through the cracks" of our social service network. More than 4,500 young children, 780 individuals with disabilities, and 3,200 older adults rely on the YMCA for a safe and caring environment. These three population groups in particular benefit from water exercise, Arthritis Foundation/YMCA Aquatic programming, and adapted water exercise for those with disabilities or in rehabilitation.

The Monroe County YMCA is the only public facility that offers indoor warm water pool access. The YMCA's water programming is an ideal form of exercise for all ages and increases physical strength and endurance without putting stress on joints, as does land-based exercise. SCAN identified health care services as a critical community need for our growing elderly populations. Elderly suffering from osteoarthritis, fibromyalgia and osteoporosis participate in the Arthritis Foundation/YMCA Aquatic program. Increased strength, flexibility and endurance allow those with arthritis and other related diseases to live more safely and securely with their condition. Furthermore, our adapted aquatics program is the longest running, beginning in the early 1980's, and most successful adapted program. Children on the autistic spectrum particularly benefit from this program.

The Y's commitment to welcoming special needs populations calls us to be a leader in implementing the revised Americans with Disabilities Act (ADA) Standards for Accessible Design, which went into effect on March 15, 2011. Accessible means of entering and existing pools are required (e.g., pool lift or sloped entry, and either a transfer wall, transfer system or pool stairs).

One-time Investment: The YMCA's funding request to purchase three ADA compliant aquatic lifts is a one-time investment with lasting benefits to the community and to the special populations who use our pools. This investment will improve the quality of life for many city residents and reduce chronic disease symptoms for the elderly. The two lifts required for our warm water pool and lap lane pool according to ADA law are a priority, but all three lifts are necessary for compliance.

Monroe County YMCA
Aquatic Center - ADA Compliance Budget

	Cost	Quantity
PAL Portable Aquatic Lift (ADA Compliant) for the warm water pool	$6,499	1
PAL Portable Aquatic Lift (ADA Compliant) for the lap lane pool	$6,499	1
PAL Portable Aquatic Lift (ADA Compliant) for the family hot tub	$6,499	1
Total:	**$19,497**	

Live Well Medical Supplies

ADA Compliant

PAL Portable Aquatic Lift (ADA Compliant)

larger image

Starting at: $6,499.00
FREE SHIPPING!

Model: 45-PALx-1
Shipping Weight: 1050lbs
Manufactured by: RMT Fitness

PAL Portable Aquatic Lift (ADA Compliant)

The PAL is a completely portable pool lift, requiring no mounting to the pool deck. It contains over seven hundred pounds of counter weight to support a lifting capacity of 300 lbs. Its padded handle and ball bearing casters make the PAL easy to move, making it the perfect fit for facilities requiring accessibility to more than one water location, as well as for those who wish to store the unit away when it is not needed.

It is not necessary to sacrifice a swim lane to mount the unit, which can be conveniently stored when not in use. The PAL pool lift features a mechanical actuator, which is the same reliable technology used on hospital beds all over the world. The actuator is powered by a rechargeable 24-volt battery; a consistent power source that insures that the PAL will work when you need it to work. Every time.

The unique design of the PAL allows it to be adaptable to virtually all swimming pool configurations. Its arms reach over the pool edge and can vary in length depending upon the amount of required clearance. The PAL works well with edgeless designs, as well as with pools with curbs, gutters and skimmers. Either the user or attendant can operate the PAL with ease. The unique design of the seat was specifically engineered for people with disabilities. The seat is deep enough to provide stability and has no edge to facilitate transfers. The controls on the waterproof hand pendant are easy to understand and operate. Set-up consists of rolling the lift into place along the edge of the pool and locking the wheels. Pricing includes a footrest. Battery included.

The PAL Portable pool lift is available in the following models:
PAL 1000 – Standard portable aquatic lift is the perfect lift solution for facilities wishing to service more than one pool
Pal Hi/Lo –A variation of the PAL designed for in facilities that have both in-ground pools and above ground spas
PAL Spa –Designed for above ground pools and for above ground spas up to 52" above the deck

Technical:

- Lifting Capacity: 300 lb
- Lifting: Linak LA32 Mechanical Actuator
- Max. Thrust: 1680 lb
- Voltage: 24 VDC Max. Amp: 9
- Max. Speed: 0.59 inch/sec.
- Rotation: ITT SWMK 403.033 24 VDC 13 RPM
- Gearing Ratio 9:1
- Power: Linak Battery Pack BAJ1 24 VDC, IP65 Gel Lead Acid

Materials & Finish:

- Arms: Powder Coated Aluminum
- Mast: Powder Coated, Zinc Plated Steel
- Handle: Powder Coated Aluminum

Housing: Vacuum Formed ABS Plastic

Casters:

Front: Tente 8477 Precision Ball Bearing, Stainless Steel, 5" total lock swivel

Rear: Tente 5328 Precision Ball Bearing, Stainless Steel, 5" fixed Polyurethane Tread

- Weight: 850 lb
- Overall Height: 73. in
- Base Height: 23.5 in
- Base Length: 37.25 in
- Base Width: 29.25 in
- Clearance: 1.25" with stabilizer, 2" without stabilizer

Overall Length (foot print): 85-91" fully extended, 66" in stored position

Range of Motion:

Lifting:

- Variable to suit needs of pool
- 44" total travel with standard actuator
- Seat Depth: 18-20" below water line

Rotational: 240° total rotation, 120° from each side

Product Literature
Pal Pool Lift Brochure
Pal Pool Lift Manual
Pal Pool Lift Spec Sheet
Pal Pool Lift Video
SR Smith ADA Compliance Video
SR Smith Deck Profile Sheet

PLEASE NOTE: Shipping is included in our price for delivery in the 48 contiguous states.

However, if delivering to residence or a facility without a loading dock you need to select the "Lift Gate Service Option" below to get the lift off the truck.
If you need the lift moved from the driveway you need to select "Inside Delivery Service", otherwise the frieght company will leave it in the driveway.

All RMT Aquatic Lifting Systems have a Lifetime Warranty on the frame, excluding the powder coated paint finish, which may become scratched with normal use. All electronic and motor components have a full two-year warranty.

Please Choose:

Lift Model

- (•) PAL 1000
- ( ) PAL Hi/Low (+$144.00)
- ( ) PAL Spa (+$144.00)

Options Below Are Options Available For This Product

- [ ] Extra Battery (+$190.00)
- [ ] Battery Cover (+$45.00)
- [ ] Cover (+$360.00)
- [ ] Stability Vest (+$162.00)
- [ ] Armrests (+$319.00)
- [ ] Spineboard Attatchment (Board not included) (+$352.00)
- [ ] Inside Delivery Service (+$75.00)
- [x] Lift Gate Service (+$75.00)


Cover


Armrests

Stability Vest



Spineboard Attatchment (Board not included)

Add to Cart: 1

add this to my cart

YMCA OF MONROE COUNTY, INC.

FINANCIAL STATEMENTS

December 31, 2011 and 2010

YMCA OF MONROE COUNTY, INC.

FINANCIAL STATEMENTS
December 31, 2011 and 2010

CONTENTS

REPORT OF INDEPENDENT AUDITORS 1

FINANCIAL STATEMENTS

STATEMENTS OF FINANCIAL POSITION 2

STATEMENTS OF ACTIVITIES 3

STATEMENTS OF CASH FLOWS 5

NOTES TO FINANCIAL STATEMENTS 6

SUPPLEMENTARY INFORMATION

SCHEDULE OF TEMPORARILY RESTRICTED CARDIAC REHAB PROGRAM NET ASSETS 19

SCHEDULE OF FUNCTIONAL EXPENSES - 2011 20

SCHEDULE OF FUNCTIONAL EXPENSES - 2010 21

Crowe Horwath.

Crowe Horwath LLP
Independent Member Crowe Horwath International

REPORT OF INDEPENDENT AUDITORS

Board of Directors
YMCA of Monroe County, Inc.
Bloomington, Indiana

We have audited the accompanying statements of financial position of the YMCA of Monroe County, Inc. (YMCA) as of December 31, 2011 and 2010, and the related statements of activities and cash flows for the years then ended. These financial statements are the responsibility of the YMCA's management. Our responsibility is to express an opinion on these financial statements based on our audits.

We conducted our audits in accordance with auditing standards generally accepted in the United States of America. Those standards require that we plan and perform the audit to obtain reasonable assurance about whether the financial statements are free of material misstatement. An audit includes examining, on a test basis, evidence supporting the amounts and disclosures in the financial statements. An audit also includes assessing the accounting principles used and significant estimates made by management, as well as evaluating the overall financial statement presentation. We believe that our audits provide a reasonable basis for our opinion.

In our opinion, the financial statements referred to above present fairly, in all material respects, the financial position of the YMCA of Monroe County, Inc. as of December 31, 2011 and 2010, and the changes in its net assets and its cash flows for the years then ended in conformity with accounting principles generally accepted in the United States of America.

Our audits were conducted for the purpose of forming an opinion on the basic financial statements as a whole. The accompanying supplementary information is presented for purposes of additional analysis and is not a required part of the basic financial statements. Such information is the responsibility of management and was derived from and relates directly to the underlying accounting and other records used to prepare the financial statements. The information has been subjected to the auditing procedures applied in the audits of the financial statements and certain other procedures, including comparing and reconciling such information directly to the underlying accounting and other records used to prepare the financial statements or to the financial statements themselves, and other additional procedures in accordance with auditing standards generally accepted in the United States of America. In our opinion, the supplemental information is fairly stated, in all material respects, in relation to the financial statements as a whole.

Crowe Horwath LLP
Crowe Horwath LLP

Indianapolis, Indiana
March 2, 2012

YMCA OF MONROE COUNTY, INC.
STATEMENTS OF FINANCIAL POSITION
December 31, 2011 and 2010

	2011	2010
ASSETS		
Cash and cash equivalents	$ 1,107,340	$ 889,972
Accounts receivable, net	35,363	35,252
Prepaid expenses	42,683	41,307
Pledges receivable, net (Note 2)	4,546,657	4,137,180
Investments (Note 9)	1,331,280	1,367,226
Inventories and other assets	3,650	4,610
Property and equipment, net (Note 3)	4,512,559	4,063,901
	$ 11,579,532	$ 10,539,448
LIABILITIES AND NET ASSETS		
Accounts payable	$ 173,749	$ 55,152
Accrued payroll	63,165	54,937
Deferred revenue	645,116	633,240
Other liabilities	42,523	70,901
Total liabilities	924,553	814,230
Net assets		
Unrestricted - Undesignated	(152,733)	(281,602)
Unrestricted - Board Designated		
Capital	4,512,559	4,063,901
Capital reserve	290,873	290,873
Endowment	879,852	908,212
Total unrestricted net assets	5,530,551	4,981,384
Temporarily restricted (Note 5)	4,690,039	4,334,095
Permanently restricted (Note 5)	434,389	409,739
Total net assets	10,654,979	9,725,218
	$ 11,579,532	$ 10,539,448

See accompanying notes to financial statements.

YMCA OF MONROE COUNTY, INC.
STATEMENT OF ACTIVITIES
Year ended December 31, 2011

	Unrestricted - Undesignated	Unrestricted Board Designated Capital	Unrestricted Board Designated Capital Reserve	Unrestricted Board Designated Endowment	Total Unrestricted	Temporarily Restricted	Permanently Restricted	Total
Revenue								
Membership dues, net	$ 2,106,243	$ -	$ -	$ -	$ 2,106,243	$ -	$ -	$ 2,106,243
Program fees, net	1,075,731	-	-	-	1,075,731	-	-	1,075,731
Daily membership fees	56,339	-	-	-	56,339	-	-	56,339
Partner with Youth	17,600	-	-	-	17,600	135,076	-	152,676
Contributions	34,422	24,995	-	-	59,417	1,166,070	24,650	1,250,137
Joiner fees, net	-	-	88,601	-	88,601	-	-	88,601
Golf tournament, net	-	-	-	-	-	9,604	-	9,604
Merchandise sales	6,334	-	-	-	6,334	-	-	6,334
Investment income (Note 9)	4,892	-	-	(24,126)	(19,234)	(8,388)	-	(27,622)
Gain on disposal of assets	-	4,835	-	-	4,835	-	-	4,835
Miscellaneous	38,274	-	-	-	38,274	-	-	38,274
Net assets released from restrictions	950,652	-	-	(4,234)	946,418	(946,418)	-	-
Total Revenue	4,290,487	29,830	88,601	(28,360)	4,380,558	355,944	24,650	4,761,152
Expenses								
Program services (Note 4)	2,788,959	252,516	-	-	3,041,475	-	-	3,041,475
Management and general	388,468	3,650	-	-	392,118	-	-	392,118
Fund raising	333,323	1,199	-	-	334,522	-	-	334,522
Amounts paid to affiliates	63,276	-	-	-	63,276	-	-	63,276
Total expenses	3,574,026	257,365	-	-	3,831,391	-	-	3,831,391
Change in net assets	716,461	(227,535)	88,601	(28,360)	549,167	355,944	24,650	929,761
Net assets, beginning of year	(281,602)	4,063,901	290,873	908,212	4,981,384	4,334,095	409,739	9,725,218
Unrestricted net asset transfers	(587,592)	676,193	(88,601)	-	-	-	-	-
Net assets, end of year	$ (152,733)	$ 4,512,559	$ 290,873	$ 879,852	$ 5,530,551	$ 4,690,039	$ 434,389	$ 10,654,979

See accompanying notes to financial statements.

YMCA OF MONROE COUNTY, INC.
STATEMENT OF ACTIVITIES
Year ended December 31, 2010

	Unrestricted - Undesignated	Unrestricted Board Designated Capital	Unrestricted Board Designated Capital Reserve	Unrestricted Board Designated Endowment	Total Unrestricted	Temporarily Restricted	Permanently Restricted	To
Revenue								
Membership dues, net	$ 2,151,231	$ -	$ -	$ -	$ 2,151,231	$ -	$ -	$ 2,15 ,231
Program fees, net	1,144,310	-	-	-	1,144,310	-	-	1,14 ,310
Daily membership fees	49,136	-	-	-	49,136	-	-	,136
Partner with Youth	108,520	-	-	-	108,520	73,151	-	18 ,671
Contributions	24,666	525,650	-	-	550,316	4,634,819	48,608	5,23 ,743
Joiner fees, net	-	-	100,104	-	100,104	-	-	10 ,104
Golf tournament, net	-	-	-	-	-	11,545	-	,545
Merchandise sales	12,189	-	-	-	12,189	-	-	,189
Investment income (Note 9)	9,612	-	-	130,658	140,270	10,634	-	15 ,904
Gain on disposal of assets	-	11,727	-	-	11,727	-	-	,727
Miscellaneous	34,863	-	-	-	34,863	-	-	,863
Net assets released from restrictions	629,728	-	-	(5,345)	624,383	(624,383)	-	-
Total Revenue	4,164,255	537,377	100,104	125,313	4,927,049	4,105,766	48,608	9,0 ,423
Expenses								
Program services (Note 4)	2,821,962	260,424	-	-	3,082,386	-	-	3,0 ,386
Management and general	329,289	3,729	-	-	333,018	-	-	33 ,018
Fund raising	314,950	1,304	-	-	316,254	-	-	3 ,254
Amounts paid to affiliates	68,942	-	-	-	68,942	-	-	,942
Total expenses	3,535,143	265,457	-	-	3,800,600	-	-	3,8 ,600
Change in net assets	629,112	271,920	100,104	125,313	1,126,449	4,105,766	48,608	5,2 ,823
Net assets, beginning of year	92,569	2,707,404	290,873	764,089	3,854,935	228,329	361,131	4,4 ,395
Unrestricted net asset transfers	(1,003,283)	1,084,577	(100,104)	18,810	-	-	-	-
Net assets, end of year	$ (281,602)	$ 4,063,901	$ 290,873	$ 908,212	$ 4,981,384	$ 4,334,095	$ 409,739	$ 9,7 ,218

See accompanying notes to financial statements.

YMCA OF MONROE COUNTY, INC.
STATEMENTS OF CASH FLOWS
Years ended December 31, 2011 and 2010

	2011	2010
Cash flows from operating activities		
Change in net assets	$ 929,761	$ 5,280,823
Adjustments to reconcile change in net assets to cash from operating activities:		
Depreciation	257,365	265,457
Realized and unrealized (gain) loss on investments	61,511	(112,612)
Gain on sale of property and equipment	(4,835)	(11,727)
Contributions restricted for long-term investment	(24,650)	(48,608)
Contribution of property and equipment	(24,995)	(525,650)
Changes in:		
Prepaid expenses	(1,374)	1,612
Accounts receivable	(111)	(3,267)
Inventories and other assets	959	1,299
Pledges receivable	(1,102,640)	(4,639,089)
Accounts payable	118,597	7,499
Accrued salaries	8,228	11,896
Deferred revenue	11,876	95,167
Other liabilities	(28,378)	22,824
Net cash from operating activities	201,314	345,624
Cash flows from investing activities		
Purchase of property and equipment	(683,210)	(1,101,053)
Proceeds from sale of property and equipment	7,016	16,476
Purchase of investments	(48,028)	(67,496)
Maturities and sales of investments	22,463	20,725
Net cash from investing activities	(701,759)	(1,131,348)
Cash flows from financing activities		
Contributions restricted for long-term investment	24,650	48,608
Cash received on capital campaign pledges	693,163	504,709
Net cash from financing activities	717,813	553,317
Net change in cash and cash equivalents	217,368	(232,407)
Cash and cash equivalents at beginning of year	889,972	1,122,379
Cash and cash equivalents at end of year	$ 1,107,340	$ 889,972
Supplemental disclosures of non-cash flow activity		
In-kind contributions of property and equipment	$ 24,995	$ 525,650
In-kind contributions of goods and services	$ 34,422	$ 24,666

See accompanying notes to financial statements.

NOTE 1 - SUMMARY OF SIGNIFICANT ACCOUNTING POLICIES

Nature of Operations: The YMCA of Monroe County, Inc. (the "YMCA") is a not-for-profit organization whose mission and purpose is to put Christian principles into practice through programs that build a healthy spirit, mind, and body for all. Programs focus on four core values – caring, honesty, respect, and responsibility. The YMCA serves men, women, and children of all ages, races, abilities, incomes, and religions. The YMCA provides financial assistance to those who need it, identifies needs within the community and responds to them so the entire community benefits from the YMCA's efforts. Revenues and support are derived primarily from membership dues, program fees and contributions. The YMCA's activities are conducted principally in Bloomington, Indiana and Monroe County.

Income Taxes: The YMCA is exempt from income taxes on income from related activities under Section 501(c)(3) of the U.S. Internal Revenue Code and corresponding state tax law. Accordingly, no provision has been made for federal or state income taxes. Additionally, the YMCA has been determined not to be a private foundation under Section 509(a) of the Internal Revenue Code. The YMCA is however subject to income taxes on income generated from activities that are unrelated to its exempt purpose.

Accounting standards require that the YMCA disclose the amount of potential benefit or obligation to be realized as a result of an examination performed by a taxing authority. For the years ended December 31, 2011 and 2010, management has determined the YMCA does not have any uncertain tax positions that would impact the YMCA's financial statements. The YMCA is no longer subject to examination by taxing authorities for the years before 2008.

The YMCA does not expect the total amount of unrecognized tax benefits to significantly change in the next 12 months. The YMCA recognizes interest and/or penalties related to income tax matters in income tax expense. The YMCA did not have any amounts accrued for interest and penalties at December 31, 2011 and 2010.

Use of Estimates: The preparation of financial statements in conformity with accounting principles generally accepted in the United States of America (GAAP) requires management to make estimates and assumptions that affect the reported amounts of assets and liabilities and disclosure of contingent assets and liabilities at the date of the financial statements and the reported amounts of revenues and expenses during the reporting period. Actual results could differ from those estimates.

Cash and Cash Equivalents: The YMCA considers all highly liquid investments purchased with an original maturity of three months or less to be cash equivalents. Cash balances consist of bank deposits in accounts that are federally insured up to $250,000 per financial institution. At times, the YMCA has bank balances in excess of this amount. In addition, the YMCA holds two non-interest bearing cash accounts with FDIC institutions for which the entire balance of those accounts is insured.

Accounts Receivable: The YMCA's accounts receivable balance consists of amounts billed for services provided. Interest is not charged on outstanding receivables.

Allowance for Doubtful Accounts: The allowance for uncollectible accounts is determined by management based on historical losses, specific circumstances, and general economic conditions. At December 31, 2011 and 2010, management estimated that no allowance was needed.

Investments and Investment Return: Investments are stated at fair value based on quoted market rates, with unrealized gains or losses recognized based on the fair value of investments at the statement of financial position date.

Realized gains or losses are determined based on the cost basis of the specific security sold. Interest and dividend income is recorded when earned.

NOTE 1 - SUMMARY OF SIGNIFICANT ACCOUNTING POLICIES (Continued)

Property and Equipment: Property and equipment with a cost basis of $2,000 or greater are capitalized at cost. Depreciation is computed using the straight-line method over the asset's estimated useful lives, which range from five to forty years.

Inventory: Inventories, which consist primarily of merchandise, are stated at the lower of cost or market, with cost determined by the first-in, first-out (FIFO) method.

Deferred Revenue: Deferred revenue consists of payments that have been received but not yet earned as of the statement of financial position date. Deferred revenue primarily consists of payments received from members for participation in programs and use of facilities, as well as advances received on federal grants.

Net Assets: The financial statements have been prepared in accordance with GAAP. This requires, among other things, that the financial statements report the changes in, and totals of each net asset class based on the existence of donor restrictions, as applicable. Net assets are classified as unrestricted, temporarily restricted, or permanently restricted and are detailed as follows:

1. Unrestricted - Undesignated net assets represent the part of net assets of the YMCA that has not been designated by the Board of Directors for a specific purpose, nor permanently or temporarily restricted by donor-imposed stipulations.

   Unrestricted - Board designated net assets represent the part of net assets of the YMCA that have been designated by the Board of Directors for a specific future use.

   - The capital fund represents the net book value of the YMCA's property and equipment.
   - The capital reserve fund includes resources designated for acquisition and construction of capital assets.
   - The endowment fund consists of resources that have been set aside by the Board of Directors to be held in perpetuity.

2. Temporarily restricted net assets represent the part of the net assets of the YMCA resulting from contributions and other inflows of assets whose use by the YMCA is limited by donor-imposed stipulations that either expire by passage of time or actions of the YMCA.

3. Permanently restricted net assets represent the part of the net assets of the YMCA resulting from contributions and other inflows of assets whose use by the YMCA is limited by a donor-imposed stipulation that the funds be held in perpetuity as an endowment.

NOTE 1 - SUMMARY OF SIGNIFICANT ACCOUNTING POLICIES (Continued)

Contributions: Gifts of cash and other assets received without donor stipulations are reported as unrestricted revenue. Gifts received with a donor stipulation that limits their use are reported as temporarily or permanently restricted revenue. When a donor stipulated time restriction ends or purpose restriction is accomplished, temporarily restricted net assets are reclassified to unrestricted net assets and reported in the statement of activities as net assets released from restrictions.

Unconditional promises to give that are expected to be collected within one year are recorded at net realizable value. Unconditional promises to give that are expected to be collected in future years are recorded at the present value of their estimated future cash flows. The discounts on those amounts are computed using a discount rate commensurate with the risks involved. Amortization of the discount is included in contribution revenue. Conditional promises to give are not included as support until the conditions are substantially met.

Contributed property and equipment are recorded at fair value at the date of donation and then depreciated at an estimated useful life. Contributed property and equipment received during 2011 and 2010 totaled $24,995 and $525,650, respectively. If donors stipulate how long the assets must be used, the contributions are recorded as restricted support. In the absence of such stipulation, contributions of property and equipment are recorded as unrestricted support.

Donated Services: Contributions of services are recognized if the services received (a) create or enhance non-financial assets or (b) require specialized skills, are provided by individuals possessing those skills, and would typically need to be purchased if not provided by donation. Goods and services contributed during 2011 and 2010 totaled $34,422 and $24,666, respectively. In addition, a substantial number of volunteers have donated significant amounts of their time and effort to establishing fundraising campaigns, assistance with operations and administrative involvement; however, no amounts have been reflected in the accompanying financial statements for the value of these donated services because they do not meet the recognition criteria.

Membership Dues: Individuals or families may join the YMCA by paying a monthly, semi-annual or annual membership fee. In addition, daily membership fees may be purchased for one day access to the YMCA's facilities. Membership dues are recorded net of financial assistance. Financial assistance totaled $130,806 and $98,285 for 2011 and 2010. Membership revenue is recognized on a pro-rata basis based on the membership period of the individual or family.

Program Fees: Numerous program activities are available to YMCA members, including youth and adult sports, aquatics, health and wellness, cardiac rehab, yoga, day camp, preschool, and prime time fitness. Members may participate in these programs by paying a fee. Program fees are recorded net of financial assistance. Financial assistance totaled $66,706 and $60,954 for 2011 and 2010.

Joiner Fees: Individuals and families joining the YMCA are charged a joiner fee. This fee is recorded net of discounts and financial assistance. Financial assistance totaled $- and $450 for 2011 and 2010.

Financial Assistance: The YMCA provides financial assistance to individuals and families in need of assistance. Financial assistance is awarded based on the income level and family size. The financial assistance program is primarily funded by the annual Partner with Youth fundraising campaign. Membership dues and program fees are shown net of financial aid awarded. Total amounts awarded in 2011 and 2010 were $197,512 and $159,539, respectively.

Functional Allocation of Expenses: The costs of providing various programs and other activities have been summarized on a functional basis in the statements of activities. Accordingly, certain costs have been allocated among the programs and supporting services benefited.

NOTE 1 - SUMMARY OF SIGNIFICANT ACCOUNTING POLICIES (Continued)

Impairment of Long-Lived Assets: On an ongoing basis, the YMCA reviews long-lived assets for impairment whenever events or circumstances indicate that the carrying amounts may be overstated. The YMCA recognizes impairment losses if the undiscounted cash flows expected to be generated by the asset are less than the carrying value of the related asset. The impairment loss adjusts the asset to fair value. As of December 31, 2011 and 2010, management believes that no impairments exist.

Reclassifications: Certain reclassifications have been made to present the 2010 financial statements on a basis comparable to 2011. The reclassifications had no effect on total net assets or the change in net assets.

Concentrations: For the years ended December 31, 2011 and 2010, 2 donors accounted for 36% and 96% of the YMCA's net contributions, with the largest donor accounting for 20% in 2011 and 86% in 2010 and the second largest donor accounting for 16% in 2011 and 10% in 2010. The pledge receivable from the largest donor was 77% of pledges receivable at December 31, 2011 and 97% at December 31, 2010.

NOTE 2 - PLEDGES RECEIVABLE

Pledges receivable at December 31, 2011 and 2010 consist of unconditional promises to give from various donors. Pledges that are expected to be collected beyond one year are recorded at present value using a discount rate of 3%. Management feels that the pledges are fully collectible, and thus no allowance for uncollectible pledges is deemed necessary.

The following is the detail of the pledges receivable balances at December 31, 2011 and 2010:

	2011	2010
Amounts receivable in:		
Less than one year	$ 1,757,842	$ 541,171
One to five years	2,935,564	2,084,829
Greater than five years	9,940	2,008,235
Total amounts receivable	4,703,346	4,634,235
Less: unamortized present value discounts	(156,689)	(497,055)
Net pledges receivable	$ 4,546,657	$ 4,137,180

NOTE 3 - PROPERTY AND EQUIPMENT

The YMCA's property and equipment at December 31 include:

	2011	2010
Land	$ 1,532,803	$ 1,532,803
Land improvements	365,767	365,767
Buildings and improvements	7,409,906	7,356,578
Furnishings and equipment	874,896	901,476
Construction in progress	639,092	97,081
	10,822,464	10,253,705
Less: accumulated depreciation	6,309,905	6,189,804
	$ 4,512,559	$ 4,063,901

Depreciation expense for the years ended December 31, 2011 and 2010 was $257,365 and $265,457, respectively. Construction in progress consists of design development related to a second YMCA site on the northwest side of Monroe County, renovation at the current YMCA facility, and construction of an annex facility.

At December 31, 2011 and 2010, the YMCA had committed approximately $1,171,378 and $0 for the completion of ongoing construction projects.

NOTE 4 - PROGRAM SERVICE EXPENSES

Program service expenses consist of the following:

	2011	2010
Adult programming	$ 841,234	$ 851,885
Youth programming	757,421	833,341
Member and facility services	1,442,820	1,397,160
	$ 3,041,475	$ 3,082,386

NOTE 5 - NET ASSETS

Temporarily Restricted Net Assets: Temporarily restricted net assets are restricted to the following at December 31:

	2011	2010
Capital Campaign	$ 4,522,348	$ 4,080,498
Cardiac Rehab	39,644	49,259
W.I.S.E.	13,949	18,264
Vass Camp Fund & Energize Program	700	16,688
Partner with Youth	30,094	73,151
Earnings on permanently restricted funds	52,681	61,586
Other	30,623	34,649
	$ 4,690,039	$ 4,334,095

NOTE 5 - NET ASSETS (Continued)

Permanently Restricted Net Assets: Permanently restricted net assets are restricted to the following at December 31:

	2011	2010
Jonah Binkley Memorial Fund	$ 28,815	$ 28,815
Ginger Rink Youth Fund	76,417	73,742
Marlene Vass Camp Fund	10,000	10,000
Ronald Brooks Memorial Fund	4,077	4,077
Craig R. Burk Memorial Fund	12,848	12,198
Sonneborn Hearteam Fund	38,306	29,525
Wayne Nichols Youth Scholarship Fund, In Memory of Joanne "Ruff" Hufnagel	9,876	9,776
Leon and Thelma Thompson Fund	17,565	16,315
Tom and Deb Porter Aquatics Fund	10,500	10,250
General Endowment	225,985	215,041
	$ 434,389	$ 409,739

Investment returns are allocated to each of the permanently restricted funds for internal tracking of each fund's balance. These allocated earnings are recorded as part of temporarily restricted net assets until appropriated or released from restriction.

Net Assets Released from Restrictions: Net assets were released from donor restrictions by incurring expenses satisfying the restricted purposes or by occurrence of other events specified by donors.

	2011	2010
Purpose restrictions accomplished		
Capital Campaign	$ 710,494	$ 526,849
Cardiac Rehab program	19,888	17,791
W.I.S.E.	4,815	3,877
Vass Camp Fund & Energize Program	16,463	6,366
Partner with Youth	178,132	51,321
Other	16,266	17,605
Jonah Binkley Memorial Fund	-	303
Craig R. Burk Memorial Fund	108	166
Sonneborn Hearteam Fund	-	105
Leon and Thelma Thompson Fund	252	-
	$ 946,418	$ 624,383

NOTE 6 - OPERATING LEASES

The YMCA has one operating lease for equipment that expires in March 2015. Rental expense for this lease included in the statement of activities was $14,105 and $12,210 for the years ended December 31, 2011 and 2010.

Future minimum lease payments at December 31, 2011 are as follows:

2012	$ 11,980
2013	11,980
2014	11,980
2015	2,995
	$ 38,935

NOTE 7 - PENSION PLAN

The YMCA of Monroe County, Inc. participates in The YMCA Retirement Fund Retirement Plan which is a defined contribution, money purchase, church plan that is intended to satisfy the qualification requirements of Section 401(a) of the Internal Revenue Code of 1986, as amended and The YMCA Retirement Fund Tax-Deferred Savings Plan which is a retirement income account plan as defined in section 403(b)(9) of the code. Both Plans are sponsored by The Young Men's Christian Association Retirement Fund (Fund). The Fund is a not-for-profit, tax-exempt pension fund incorporated in the State of New York (1922) organized and operated for the purpose of providing retirement and other benefits for employees of YMCAs through-out the United States. The plans are operated as church pension plans. Participation is available to all duly organized and reorganized YMCAs and their eligible employees. As a defined contribution plan, the Retirement Plan and Tax-Deferred Savings Plan have no unfunded benefit obligations.

In accordance with our agreement, contributions for the YMCA Retirement Fund Retirement Plan are a percentage of the participating employees' salary. These amounts are paid by the YMCA of Monroe County, Inc. Total contributions charged to retirement costs aggregated to $105,068 and $105,279 for the years ended December 31, 2011 and 2010.

Contributions to the YMCA Retirement Fund Tax-Deferred Savings Plan are withheld from employees' salaries and remitted to the YMCA Retirement Fund. There is no matching employer contribution in this plan.

NOTE 8 - INTEREST IN ASSETS AT COMMUNITY FOUNDATION

The YMCA is the beneficiary of a fund established through the Community Foundation of Bloomington and Monroe County, Inc. The value of the fund was approximately $10,988 and $12,055 at December 31, 2011 and 2010. The YMCA receives an income distribution from the fund each year based upon the fund's investment performance. The YMCA has no rights to the fund principal; therefore, no asset is recorded on the YMCA's financial statements.

NOTE 9 - INVESTMENTS AND INVESTMENT RETURN

The following are the major types of investments held by the YMCA at December 31:

	2011	2010
Mutual funds - equity	$ 529,713	$ 568,563
Fixed income annuities	110,928	203,077
Preferred equities	100,620	103,736
Certificate of deposit	-	204,555
Money market	355,807	32,729
Common stock - large cap	48,789	50,369
Exchange traded funds	185,423	204,197
	$ 1,331,280	$ 1,367,226

The following schedule summarizes the investment return for the years ended December 31:

	2011	2010
Interest and dividend income - endowment	$ 29,409	$ 28,287
Realized gains - endowment	1,587	10,777
Unrealized gain (loss) on endowment	(63,098)	101,835
Other interest and dividend income	4,480	10,005
	$ (27,622)	$ 150,904

Investment returns on endowment funds are recorded in the Temporarily Restricted and Unrestricted Board Designated Endowment categories on the statement of activities.

NOTE 10 - FAIR VALUE OF FINANCIAL INSTRUMENTS

Fair value is defined as the price that would be received for an asset or paid to transfer a liability (an exit price) in the YMCA's principal or most advantageous market for the asset or liability in an orderly transaction between market participants on the measurement date.

GAAP establishes a fair value hierarchy which requires an entity to maximize the use of observable inputs and minimize the use of unobservable inputs when measuring fair value. The standard describes three levels of inputs that may be used to measure fair value:

Level 1: Quoted prices for identical assets or liabilities in active markets that the entity has the ability to access as of the measurement date.

Level 2: Significant other observable inputs other than Level 1 prices such as quoted prices for similar assets or liabilities; quoted prices in markets that are not active; or other inputs that are observable or can be corroborated by observable market data.

Level 3: Significant unobservable inputs that reflect a reporting entity's own assumptions about the assumptions that market participants would use in pricing an asset or liability.

NOTE 10 - FAIR VALUE OF FINANCIAL INSTRUMENTS (Continued)

In many cases, a valuation technique used to measure fair value includes inputs from multiple levels of the fair value hierarchy. The lowest level of significant input determines the placement of the entire fair value measurement in the hierarchy.

The fair value of mutual funds, preferred equities, common stock, exchange traded funds, and money markets are based on quoted prices in active markets. This is considered a level 1 input. The fair value of the certificate deposit is estimated to approximate deposit account balances, at market rates for deposits having similar maturity dates and no discounts for credit quality or liquidity were determined to be applicable. This is considered a level 2 input.

The fair value of the YMCA's fixed income annuity investment is based upon reporting by the investment manager and the YMCA's historical invested principal. The YMCA reviews the valuation in comparison to industry benchmarks and expected rates of return. This is considered a level 3 input. All withdrawals are subject to an early withdrawal penalty until 2017 unless certain conditions are met that will allow early withdrawal without penalty. There were no unrealized gains held in level 3 investments as of December 31, 2011 and 2010.

Assets measured at fair value on a recurring basis are summarized below:

	2011 Fair Value Measurements		
	Quoted Prices in Active Markets for Identical Assets (Level 1)	Significant Other Observable Inputs (Level 2)	Significant Unobservable Inputs (Level 3)
Mutual funds - equity	$ 529,713	$ -	$ -
Fixed income annuities	-	-	110,928
Preferred equities	100,620	-	-
Money market	355,807	-	-
Common stock - large cap	48,789	-	-
Exchange traded funds	185,423	-	-
	$ 1,220,352	$ -	$ 110,928

	2010 Fair Value Measurements		
	Quoted Prices in Active Markets for Identical Assets (Level 1)	Significant Other Observable Inputs (Level 2)	Significant Unobservable Inputs (Level 3)
Mutual funds - equity	$ 568,563	$ -	$ -
Fixed income annuities	-	-	203,077
Preferred equities	103,736	-	-
Certificate of Deposit	-	204,555	-
Money market	32,729	-	-
Common stock - large cap	50,369	-	-
Exchange traded funds	204,197	-	-
	$ 959,594	$ 204,555	$ 203,077

NOTE 10 - FAIR VALUE OF FINANCIAL INSTRUMENTS (Continued)

The table below presents a reconciliation and statement of activities classification of gains and losses for all assets measured on a recurring basis using significant unobservable inputs (level 3) for the years ending December 31, 2011 and 2010.

	2011	2010
Beginning balance, January 1	$ 203,077	$ 190,644
Interest	11,216	12,433
Withdrawals	(103,365)	-
Ending balance, December 31	$ 110,928	$ 203,077

NOTE 11 - ENDOWMENT COMPOSITION

The YMCA's endowment (the Fund) consists of three parts:

- The Endowment for the Future Fund (EFF) (Board Designated);
- Restricted contributions not expected to be be spent during upcoming year (Temporarily Restricted);
- Special endowment funds, general endowment funds, and unappropriated accumulated earnings on these funds. Special endowment funds are donor-restricted funds that the YMCA must hold in perpetuity to provide support for a specified area or purpose. General endowment funds are donor restricted contributions the YMCA must hold in perpetuity but do not specify a purpose.

As required by applicable standards, net assets associated with endowment funds, including funds designated by the Board of Directors to function as endowments, are classified and reported based on the existence or absence of donor-imposed restrictions.

Endowment net asset composition by type of fund as of December 31, 2011:

	Unrestricted	Temporarily Restricted	Permanently Restricted	Total
Donor-restricted endowment funds	$ -	$ 52,681	$ 411,909	$ 464,590
Board-designated funds	879,852	-	-	879,852
Total funds	$ 879,852	$ 52,681	$ 411,909	$ 1,344,442

NOTE 11 - ENDOWMENT COMPOSITION (Continued)

Changes in endowment net assets for year ended December 31, 2011:

	Unrestricted	Temporarily Restricted	Permanently Restricted	Total
Net assets, beginning of year	$ 908,212	$ 61,586	$ 381,341	$ 1,351,139
Investment return:				
Investment income, net	19,576	9,262	-	28,838
Realized gain	1,587	-	-	1,587
Unrealized loss	(45,289)	(17,809)	-	(63,098)
Total investment return	(24,126)	(8,547)	-	(32,673)
New gifts	-	-	30,568	30,568
Appropriation of endowment assets for expenditure	(4,234)	(358)	-	(4,592)
Net assets, end of year	$ 879,852	$ 52,681	$ 411,909	$ 1,344,442

Endowment net asset composition by type of fund as of December 31, 2010:

	Unrestricted	Temporarily Restricted	Permanently Restricted	Total
Donor-restricted endowment funds	$ -	$ 61,586	$ 381,341	$ 442,927
Board-designated funds	908,212	-	-	908,212
Total funds	$ 908,212	$ 61,586	$ 381,341	$ 1,351,139

Changes in endowment net assets for year ended December 31, 2010:

	Unrestricted	Temporarily Restricted	Permanently Restricted	Total
Net assets, beginning of year	$ 764,089	$ 52,686	$ 361,131	$ 1,177,906
Investment return:				
Investment income, net	18,046	9,474	-	27,520
Realized gain	10,777	-	-	10,777
Unrealized gain	101,835	-	-	101,835
Total investment return	130,658	9,474	-	140,132
New gifts	19,452	-	20,210	39,662
Appropriation of endowment assets for expenditure	(5,987)	(574)	-	(6,561)
Net assets, end of year	$ 908,212	$ 61,586	$ 381,341	$ 1,351,139

Interpretation of UPMIFA: The Board of Directors of the YMCA has interpreted the Uniform Prudent Management of Institutional Funds Act (UPMIFA) as requiring the preservation of the fair value of the original gift as of the gift date of the donor-restricted endowment funds absent explicit donor stipulations to the contrary.

NOTE 11 - ENDOWMENT COMPOSITION (Continued)

As a result of this interpretation, the YMCA classifies as permanently restricted net assets (a) the original value of gifts donated to the permanent endowment, (b) the original value of subsequent gifts to the permanent endowment, and (c) accumulations to the permanent endowment made in accordance with the direction of the applicable donor gift instrument at the time the accumulation is added to the fund. The remaining portion of the donor-restricted endowment fund that is not classified in permanently restricted net assets is classified as temporarily restricted net assets until those amounts are appropriated for expenditure by the YMCA in a manner consistent with the standard of prudence prescribed by UPMIFA. In accordance with UPMIFA, the YMCA considers the following factors in making a determination to appropriate or accumulate donor-restricted endowment funds:

(1) The duration and preservation of the fund
(2) The purposes of the organization and the donor-restricted endowment fund
(3) General economic conditions
(4) The possible effect of inflation and deflation
(5) The expected total return from income and the appreciation of investments
(6) Other resources of the organization
(7) The investment policies of the organization.

Return Objectives and Risk Parameters: The YMCA has adopted investment and spending policies for endowment assets (EFF) that attempt to provide resources for the YMCA in future years. The EFF's purpose is to grow the EFF over the long term. The EFF's objective is to enhance the YMCA's goal of strengthening youth development, healthy living, and social responsibility by supplementing the YMCA's projects, programs, and services.

Spending Policy and How the Investment Objectives Relate to Spending Policy: The EFF is managed with the following policies reviewed annually by the Endowment Committee (Committee):

Criteria for disbursement from the Endowment for the Future Fund (EFF) and named funds:

- The EFF's overall goal will be to support health and wellness, specifically acute and chronic disease prevention, at this time.
- As a general rule, the amount to be distributed in a fiscal year from the EFF shall be no more than 4% of the three-year trailing average of the EFF market value on December 31 of the prior year as long as the EFF market value does not drop below $1,000,000.
- As a general rule, the amount to be distributed in a fiscal year from the EFF to cover administrative costs shall be no more than 1% of the three-year trailing average of the EFF market value on December 31 of the prior year.
- EFF assets cannot be used for the YMCA's annual operating budget purposes unless, if in the opinion of the Committee, circumstances are so dire and present such an emergency that the YMCA's future is at stake and the only recourse seems to be the use of the EFF assets. The Board of Directors may, upon majority vote, request the use of the EFF assets.

Strategies Employed for Achieving Objectives: To satisfy its long-term-rate-of-return objectives, the YMCA relies on a total return strategy in which investment returns are achieved through both capital appreciation (realized and unrealized) and current yield (interest and dividends). The YMCA targets a broadly diversified portfolio to achieve its long-return objectives within prudent risk parameters.

NOTE 12 - RELATED PARTY TRANSACTIONS

The YMCA periodically enters into transactions with outside vendors that employ members and relatives of the Board of Directors. For the years ended, December 31, 2011 and 2010, the primary activities of this nature included professional services totaling approximately $78,000 and $88,600, respectively.

During 2011 and 2010, the YMCA paid $63,276 and $68,942 to the Y of the USA.

NOTE 13 - SUBSEQUENT EVENTS

Management has performed an analysis of the activities and transactions subsequent to December 31, 2011, to determine the need for any adjustments or disclosures to the audited financial statements for the year ended December 31, 2011. Management has performed their analysis through March 2, 2012, the date the financial statements were available to be issued.

SUPPLEMENTARY INFORMATION

YMCA OF MONROE COUNTY, INC.
SCHEDULE OF TEMPORARILY RESTRICTED CARDIAC REHAB
PROGRAM NET ASSETS
Years ended December 31, 2011 and 2010

	2011	2010
Support and revenues		
Contributions	$ 512	$ 2,600
Golf tournament income, net	20,279	24,001
Investment income	158	394
Net assets released from restrictions for:		
Scholarships	(27,273)	(28,694)
Other	(1,072)	(911)
Net change in assets	(7,396)	(2,610)
Program net assets at beginning of year	49,259	52,511
Interfund transfer	(2,219)	(642)
Program net assets at end of year	$ 39,644	$ 49,259

YMCA OF MONROE COUNTY, INC.
SCHEDULE OF FUNCTIONAL EXPENSES
Year ended December 31, 2011

	Program Services	Management and General	Fund Raising	2011 Totals
Personnel costs				
Professional salaries	$ 373,732	$ 129,148	$ 99,973	$ 602,853
Administrative salaries	138,651	53,865	31,293	223,809
Direct program wages	577,078	-	-	577,078
Indirect program wages	512,972	-	-	512,972
Maintenance wages	146,332	2,115	695	149,142
Payroll taxes	102,499	35,779	27,697	165,975
Benefits	128,400	44,821	34,694	207,915
	1,979,664	265,728	194,352	2,439,744
Other costs				
Utilities	168,011	2,429	798	171,238
Building maintenance	113,445	1,640	539	115,624
Program supplies	106,479	-	-	106,479
Maintenance supplies	72,370	1,046	344	73,760
Office supplies and expenses	14,172	38,216	3,713	56,101
Insurance	60,191	7,886	3,282	71,359
Fundraising expenses	-	-	67,107	67,107
Professional fees	28,330	33,367	1,259	62,956
Bank charges	49,684	-	2,070	51,754
Service contracts	27,017	1,422	-	28,439
Printing and promotion	63,560	19,557	14,668	97,785
Postage	11,874	3,901	1,187	16,962
Data processing charges	5,676	1,981	1,534	9,191
Dues and subscriptions	4,581	4,122	458	9,161
Telephone	5,160	75	25	5,260
Conferences and training	5,524	2,134	1,794	9,452
Instructional contracts	29,596	-	-	29,596
Staff training	8,935	494	-	9,429
Board related expenses	1,492	1,492	746	3,730
Auto expenses	2,668	39	13	2,720
Community service	875	433	-	1,308
Miscellaneous	26,519	2,506	5,012	34,037
Cost of goods sold	3,136	-	-	3,136
Depreciation	252,516	3,650	1,199	257,365
In-kind goods and services	-	-	34,422	34,422
	1,061,811	126,390	140,170	1,328,371
	$ 3,041,475	$ 392,118	$ 334,522	3,768,115
Amount paid to affiliates				63,276
Total expenses				$ 3,831,391

YMCA OF MONROE COUNTY, INC.
SCHEDULE OF FUNCTIONAL EXPENSES
Year ended December 31, 2010

	Program Services	Management and General	Fund Raising	2010 Total
Personnel costs				
Professional salaries	$ 409,863	$ 108,632	$ 99,707	$ 618,202
Administrative salaries	120,972	47,729	18,038	186,739
Direct program wages	590,900	-	-	590,900
Indirect program wages	487,205	-	-	487,205
Maintenance wages	132,789	1,902	664	135,355
Payroll taxes	109,344	29,235	26,834	165,413
Benefits	134,455	35,949	32,996	203,400
	1,985,528	223,447	178,239	2,387,214
Other costs				
Utilities	166,607	2,386	834	169,827
Building maintenance	138,426	1,982	693	141,101
Program supplies	101,823	-	-	101,823
Maintenance supplies	75,441	1,080	378	76,899
Office supplies and expenses	14,857	33,185	4,021	52,063
Insurance	61,005	7,059	3,133	71,197
Fundraising expenses	-	-	62,882	62,882
Professional fees	24,318	28,641	1,081	54,040
Bank charges	50,323	-	1,027	51,350
Service contracts	26,047	-	-	26,047
Printing and promotion	58,170	14,543	24,238	96,951
Postage	13,402	4,403	1,340	19,145
Data processing charges	12,582	3,364	3,088	19,034
Dues and subscriptions	1,835	1,652	184	3,671
Telephone	4,603	66	23	4,692
Conferences and training	9,297	3,773	3,048	16,118
Instructional contracts	30,867	-	-	30,867
Staff training	11,625	701	-	12,326
Board related expenses	1,609	804	1,609	4,022
Auto expenses	2,376	34	12	2,422
Community service	756	684	-	1,440
Miscellaneous	20,586	1,485	4,454	26,525
Cost of goods sold	9,879	-	-	9,879
Depreciation	260,424	3,729	1,304	265,457
In-kind goods and services	-	-	24,666	24,666
	1,096,858	109,571	138,015	1,344,444
	$ 3,082,386	$ 333,018	$ 316,254	3,731,658
Amounts paid to affiliates				68,942
				$ 3,800,600

Jack Hopkins Social Services Funding Application

Funding Sheet

Lead Agency:

Name: Mother Hubbard's Cupboard, Inc

Is the Lead Agency a 501(c)(3)? ☒ Yes ☐ No | Is this a collaborative project? ☐ Yes ☒ No

Number of Agency Employees: Full-time 4 Part-time 1 Volunteers 160

Address where Project will be facilitated or housed:
1010 S. Walnut St. Suite G

Name of Project Administrator: Amanda Nickey

Address: 1010 S. Walnut St. Suite G

Telephone & E-mail: 812-339-5887 amanda@mhcfoodpantry.org

Name of other participating agencies, if different from Lead Agency:

Proposed Project:

Title of Project: Freezer Storage for Food Pantry Program

Total Cost of Project: $9,500

Requested JHSSF Amount: $9,500

Other Funds Expected for Project:

Amount	Source	Confirmed or Pending

Number of Clients Served by this Project in 2012: 6,414

Number of City Residents Served by this Project in 2012: 3,848

Is this a request for operational costs? ☐ Yes ☒ No

If "yes," is the request for a pilot project or for bridge funding? ☐ Pilot ☐ Bridge

Example:
Tables: 5 tables @ $12.00 each
Chairs: 20 chairs @ $8.00 each

Funding Information:

Please note: Due to limited funds, the Committee often recommends partial funding for a program. In the interest of helping the Committee best decide how to distribute funds, please provide an itemized list of program elements, ranked by priority and their costs.

ITEM	COST
T-49F solid door freezer unit	$4,000
GDM-49F glass door freezer unit	$5,300
Estimated shipping costs	$200

Claim Submission Date: *(check one)*

☑ July 2012 – September 2012 ☐ October 2012 – December 2012

☐ Other

Jack Hopkins Social Services Funding Application

Agency Contact Sheet

Lead Agency:

Name: Mother Hubbard's Cupboard, Inc.

Address: 1010 S. Walnut St. Suite G
Bloomington, IN 47401

Phone & E-Mail: 812-339-5887 mhc@mhcfoodpantry.org

Website: www.mhcfoodpantry.org

President of Board of Directors: David Lyman

Director Information

Director of Lead Agency: Amanda Nickey

Director's Address: 1010 S. Walnut St. Suite G

Phone & E-Mail: 812-339-5887 amanda@mhcfoodpantry.org

Presenter Information

Name of Person to Present Application to the Committee: Mary Beth Wendelin

Address: 1010 S. Walnut St. Suite G

Phone & E-mail: 812-339-5887 marybeth@mhcfoodpantry.org

Grant Writer Information

Name of Grant Writer: Mary Beth Wendelin

Address: 1010 S. Walnut St. Suite G

Phone & E-Mail: 812-339-5887 marybeth@mhcfoodpantry.org

Please also include:

- The Agency's Mission Statement in Two-Page Application Narrative
- A Simple Program Budget for use of requested funds (please check your math)
- A year-end financial statement that includes fund balances and total revenue & expenditures

Jack Hopkins Social Services Funding Committee 2012
Grant Application Submitted by Mother Hubbard's Cupboard, Inc.

Mission and Agency Overview:

The mission of Mother Hubbard's Cupboard (MHC) is to provide healthful, wholesome food to people in need, as well as nutrition and gardening education. MHC provides services in ways that build community while enhancing the dignity, respect, and self-care of all involved. Mother Hubbard's Cupboard has operated in Bloomington, IN since 1998. MHC is staffed by four full time employees, one part-time employee and 160 regular volunteers.

Programs and Clients:

MHC's three programs (Food Pantry, Garden Education, Nutrition Education) form a holistic approach to tackling the issues of hunger and food insecurity. In 2011, MHC's Food Pantry program provided groceries to 6,232 unduplicated clients for total 107,582 (duplicated) instances of service (a bag of groceries is an instance of service), redistributing a record 1,037,966 pounds of healthy food to our neighbors in need. MHC is the largest agency partner of the Hoosier Hills Food Bank (HHFB), distributing one-third of the HHFB's food in 2011. Clients are eligible to use MHC's services when their household meets at least one of MHC's guidelines. All MHC's clients meet CDBG income eligibility guidelines (100%). In our 2011 annual patron survey, 94% of participants said their household experienced less hunger by shopping at MHC. One-third of clients served are children under 18; 6.5% of households have an ill or disabled patron; and 57% of our clients are Bloomington city residents.

Our Garden and Nutrition Education programs equip people with the skills and knowledge to grow their own food, and to prepare healthy, wholesome meals for their families, making nutritious food more accessible. MHC stewards three community gardens at the Banneker Community Center, in Bulter Park and in the Crestmont neighborhood, cultivating over 10,000 square feet. In 2011, the Garden Education program offered 19 gardening classes reaching 267 people, distributed 2,328 plant starts and 1,099 seed packets to food pantry patrons, and grew 3,590 pounds for the pantry. More than 40% of MHC patrons garden at home, based on our 2011 patron survey. The Nutrition Education Program promotes good nutrition through sample tables, cooking demonstrations, healthy recipes, and nutrition workshops. In 2011, MHC conducted 43 sample tables and cooking demonstrations in the pantry reaching 6,572 clients (duplicated count) and taught 22 nutrition workshops serving 194 clients and community members. In our 2011 annual patron survey, 67% of respondents said that their household eats more fruits and vegetables because of MHC's nutrition information. Additionally, 58% of workshop participants reported an increase in understanding of whole foods and how they contribute to a healthier diet.

Request and Proposed Use of Funds:

MHC requests $9,500 for the purchase of two freezer units for the Food Pantry program. The Food Pantry is open Monday through Friday from 4pm to 6pm. One freezer unit (GDM-49F) would replace a donated freezer unit for which the unit's maintenance parts are no longer available. The other freezer unit (T-49F) would double our freezer storage capacity.

Addressing a Previously Identified Priority:

Mother Hubbard's Cupboard's food pantry, garden, and nutrition programs address community needs identified in both HAND's Consolidated Plan and Monroe County's Service Community Assessment of Needs (SCAN). Specifically, MHC aligns with Strategy 5 from HAND's 2010-2014 Consolidated Plan which states HAND's priority to "provide funding to nonprofit organizations that serve low-income individuals and families with their basic emergency needs: food,

shelter, and health care" (19). Additionally, HAND's Consolidated Plan identifies Mother Hubbard's Cupboard as the second most utilized agency under Public Assistance General (50). The SCAN Report for Monroe County states that "food is a fundamental human need," (56) and reports that 17% of all households and 50% of low-income households reported problems having enough money for food. Additionally it reports that 7% of all households and 31% of low-income households needed emergency or supplemental food assistance (57). According to Feeding America, the overall food insecurity rate for Monroe County, MHC's primary service area, is 16.3%, but the child food insecurity rate is higher at 21.4%

One-time Investment:

Our request to purchase two freezer units for our Food Pantry program represents a critical one-time investment to our mission. The purchase of two freezer units would greatly increase MHC's ability to offer healthy, whole foods to our patrons. Currently, we can only offer frozen items for about 30 minutes of our 2-hour pantry shifts due to our limited frozen storage capacity. By doubling our frozen storage, MHC would be able to increase the availability of nutrient-rich foods, such as meat and meal shares from HHFB, to our patrons. In our 2011 patron survey, MHC asked patrons what items they would like to see more of in the pantry and over 60% of patrons said they wanted more access to meat.

In 2006, the Jack Hopkins Social Service Fund provided funds to purchase one cooler and one freezer unit for the pantry. Over the past 6 years, MHC has nearly doubled the number of bags of groceries distributed annually from 59,759 (2006) to 107,582 (2011). The two new freezer units will help MHC keep pace with the increasing demand for emergency food assistance.

Leveraging Matching Funds and Other Community Support:

MHC's Food Pantry program benefits from many collaborative partnerships in our community. MHC is the largest partner agency of HHFB, distributing an average 30% of HHFB's food. Recently, MHC has begun to partner with HHFB in the purchase of wholesale bulk food. In 2011, MHC received in-kind food donations valued $106,028. MHC also receives fresh food from HHFB's Plant-A-Row program, which provided 25,000 pounds of food in 2011. Many other organizations and groups hold food drives for MHC and donate fresh produce from their gardens. Another important partner for MHC's Food Pantry program is the Perry Township, which provides in-kind space valued at an annual rent of $15,760. Over 160 regular volunteers contributing an average monthly total of 615 hours power the Food Pantry. Over 80% of our volunteers are also patrons of the Food Pantry.

Making a Broad, Long Lasting Impact:

MHC believes that all people should have equal access to healthy, wholesome food. MHC knows that good nutrition is essential to the long-term health of our patrons. MHC's Food Pantry focuses on distributing wholesome, nutritious foods like fresh fruits and vegetables, milk, eggs, yogurt, meats, and meat substitutes. According to the USDA, the food consumer price index in the past year has increased by 3.9%; however, the increased price index for meat, poultry, and seafood is much higher at 5.9%. Even before these recent increases in food costs, these foods were expensive to purchase at a grocery store and often low-income shoppers have no choice but to select cheaper food items, many of which have lower nutritional value. As we continue to provide high quality food to over 2,000 patrons per week, we will not only decrease food insecurity amongst these households, but we will also help develop a healthy, well-nourished community. The Jack Hopkins Social Service Fund's support to purchase freezer storage will help MHC continue to fulfill its mission by improving the quality and the quantity of whole foods available to pantry patrons.

Grant Request Budget

Item	Cost	Source
T-49F solid door freezer unit	$4,000	JHSSF
GDM-49F glass door freezer unit	$5,300	JHSSF
Estimated freight shipping	$200	JHSSF
Total	**$9,500**	

Proposal

Page No. of Pages

GOOLDY & SONS, INC.
926 West 17th Street
BLOOMINGTON, INDIANA 47404
(812) 332-1682
FAX (812) 332-2610

1113

PROPOSAL SUBMITTED TO: Mother Mitchell Cyclone	PHONE: 322-2554	DATE: 4-4-2012
STREET	JOB NAME: Attn: Amanda Nicky	
CITY, STATE and ZIP CODE	JOB LOCATION: Fax 332-6406	
ARCHITECT / DATE OF PLANS		JOB PHONE

We hereby submit specifications and estimates for:

1 - # T49F Two Mfg. solid door R.I. Freezer with cartons = 4,000.00

1 - # GDM-49F Two Mfg glass door R.I. Freezer with cartons = 5,300.00

1 - Estimated freight / shipping damage = 200.00

9,500.00

(Tax exempt)

We Propose hereby to furnish material and labor — complete in accordance with above specifications, for the sum of:

Payment to be made as follows: Net 30 days dollars ($).

All material is guaranteed to be as specified. All work to be completed in a workmanlike manner according to standard practices. Any alteration or deviation from above specifications involving extra costs will be executed only upon written orders, and will become an extra charge over and above the estimate. All agreements contingent upon strikes, accidents or delays beyond our control. Owner to carry fire, tornado and other necessary insurance. Our workers are fully covered by Workman's Compensation Insurance.

Authorized Signature: [signature]

Note: This proposal may be withdrawn by us if not accepted within 30 days.

Acceptance of Proposal — The above prices, specifications and conditions are satisfactory and are hereby accepted. You are authorized to do the work as specified. Payment will be made as outlined above.

Signature

Date of Acceptance:

Signature

NEBS To Reorder:

GLASS DOOR FREEZER

GDM-49F

HIGH PERFORMANCE REFRIGERATION, SUPERIOR CABINET CONSTRUCTION, UNSURPASSED INSULATION

FOOD SERVICE EQUIPMENT, INC.
St. Charles Industrial Center • P.O. Box 970 • O'Fallon, Missouri 63366 • www.truemfg.com • (636) 240-2400 • (800) 325-6152
FAX# (636) 272-2408 & (636) 272-2214 • Parts Dept. (800) 424-TRUE • Parts Dept. FAX# (636) 272-9471 • Credit FAX# (636) 980-1466

GDM-49F Glass Door Freezer

FEATURES/BENEFITS

- **ENERGY EFFICIENT**
  All models use a minimum of electricity due to superior insulation, and do not use electric condensate pans that offset refrigeration.
- **OVERSIZED, ENVIRONMENTALLY FRIENDLY (R404A) REFRIGERATION SYSTEM**
  Oversized and balanced refrigeration system, factory sealed and prelubricated for long life. Fast pull-down maintains -10°F temperatures.
- **BOTTOM MOUNT COMPRESSOR**
  Bottom shelf height higher than coolers with top mount compressors. Designed for "no-stoop" easy removal of cold merchandise.
- **ATTRACTIVE THIN WALL CABINET DESIGN**
  Permits easier placement, saves aisle space.
- **LONG-LASTING AND PERMANENT 10 MIL WHITE VINYL LAMINATE EXTERIOR**
  Special finishes available including walnut, black, light oak and rosewood; selections that will blend with even the most distinctive decor. Non-peel or chip.
- **HEATED TRIPLE PANE THERMAL GLASS PREVENTS CONDENSATION**
  Three panes of thermal glass provide two air spaces for twice the insulation value. Also minimizes condensation on glass and prevents condensation build-up.
- **FOAMED-IN-PLACE POLYURETHANE HIGH DENSITY CELL INSULATION (CFC FREE)**
  Unsurpassed insulation, extra dense, has highest R factor on the market. Saves energy.
- **LIFETIME ACRYLIC WHITE ALUMINUM WALLS**
  Non-rust, peel or chip. Easy to clean. Bright sanitary appearance. Meets all NSF standards.
- **AIR FLOW GUARD**
  Prevents refrigerated product from blocking optimal airflow.
- **STAINLESS STEEL INTERIOR BOTTOM**
  Rust free, easy to maintain.
- **ADJUSTABLE VINYL COATED WIRE SHELVES**
  Durable, heavy-duty, 10 mil thick pure grade vinyl coating.
- **POSITIVE SEAL SELF-CLOSING DOOR**
  Factory tested, (over 1,000,000 times), guaranteed door hinge and torsion springs.
- **FLUORESCENT INTERIOR LIGHTING**
  Safety shielded, assures longer, brighter, shadow-free product illumination.
- **SELF-CONTAINED SYSTEM**
  No plumbing required. Simple installation. Equipped with 9 ft. /20 Amp power cord.
- **ILLUMINATED SIGN PANEL**
  Your choice of sales stimulating signs.
- **-10°F TEMPERATURE**
  Ideally suited for both frozen foods and ice cream. Offers more versatility than most freezers.
- **LARGER EVAPORATOR COIL HEATER**
  Saves energy with short defrost cycles.
- **DEFROST SYSTEM TIME-INITIATED, TEMPERATURE-TERMINATED**
  Saves energy consumption and provides shortest possible defrost cycle.
- **AUTOMATIC EVAPORATOR FAN MOTOR DELAY DURING DEFROST CYCLE**
  Prevents warm air from circulating until coil cools down.
- **CAPILLARY METERING**
  Assures constant regulation of refrigerant flow.
- **R404A REFRIGERANT**
  Environmentally friendly gas for commercial freezers.
- **LARGE CONDENSATE PAN**
  Automatically evaporates water.
- **MINIMUM WATTAGE HEATER IN CABINET FRAME AND DOOR**
  Eliminates condensation at lowest energy rate.

ARCHITECT'S CORNER

Available in Walnut Vinyl

GDM-49F
1½ H.P. Compressor
R404A Refrigerant
Voltage/Cycles: 115 / 208-230 / 60 / 1
20 Amp receptacle - NEMA 14-20R
Please note: 20 Amp power cord requires this receptacle

Amps: 14.0
49 Cubic Feet Capacity
8 Shelves Standard
NSF, UL, Energy Saving
Shelf Size: 24¼" x 23½"
Exterior Dimension:
54"W x 29½"D x 78¼"H
Crated Weight: 596 lbs.
Note: This unit is a dual voltage freezer.

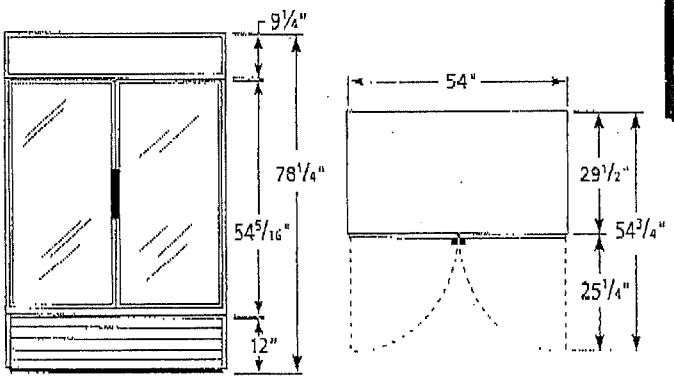

WARRANTY
One year warranty on all parts & labor and an additional 4 year warranty on compressor. (U.S.A. only)

MADE IN U.S.A.

SPECIFICATIONS SUBJECT TO CHANGE WITHOUT NOTICE.

DISTRIBUTED BY

8/15/00 M

SOLID DOOR REACH-IN FREEZER

T-49F



HIGH PERFORMANCE REFRIGERATION, SUPERIOR CABINET CONSTRUCTION, UNSURPASSED INSULATION

FOOD SERVICE EQUIPMENT, INC.
St. Charles Industrial Center • P.O. Box 970 • O'Fallon, Missouri 63366 • www.truemfg.com • (636) 240-2400 • (800) 325-6152
FAX# (636) 272-2408 & (636) 272-2214 • Parts Dept. (800) 424-TRUE • Parts Dept. FAX# (636) 272-9471 • Credit FAX# (636) 980-1466

T-49F Solid Door Reach-In Freezer

FEATURES/BENEFITS

- **BOTTOM MOUNT COMPRESSOR**
  Positioned to save service time. Compressor runs in coolest and most grease-free area of kitchen. Bottom shelf higher for no-stoop access. Bottom mount positioning allows for storage area on top of reach-in.
- **300 SERIES STAINLESS STEEL DOORS & FRONT**
  The very finest stainless steel for higher tensile strength, fewer dents & scratches, bright smooth sheen.
- **.040 ANODIZED ALUMINUM ENDS**
  Sturdy, solid construction. Anodizing creates tough surface, resistant to fingerprints and easy to clean. Blends attractively with stainless front.
- **INTERIOR - WHITE ALUMINUM SIDES & TOP, COVED CORNERS AND STAINLESS STEEL FLOOR**
  Non-rust, peel or chip. Easy to clean. Bright sanitary appearance. Meets all NSF standards.
- **ADJUSTABLE VINYL COATED WIRE SHELVES**
  Durable, heavy-duty, 10 mil. thick, pure grade vinyl coating. Aluminum shelves are also available as special order.
- **4" SWIVEL CASTORS STANDARD EQUIPMENT**
  Strong and durable, meets all NSF standards.
- **FOAMED-IN-PLACE POLYURETHANE HIGH DENSITY CELL INSULATION (CFC FREE)**
  Unsurpassed insulation, extra dense, has highest R factor on the market. Saves energy.
- **POSITIVE SEAL SELF-CLOSING DOOR**
  Factory tested (over 1,000,000 times) lifetime guaranteed door hinges and torsion springs.
- **OVERSIZED, ENVIRONMENTALLY FRIENDLY (R404A) REFRIGERATION SYSTEM**
  Extra large evaporator coil balanced with higher horsepower compressor and large condenser. Maintains temperature easily with minimum compressor run time.
- **SELF-CONTAINED SYSTEM**
  No plumbing required. Equipped with 9 foot/20 amp cord. 20 amp/115 volt circuit required.
- **EXTERIOR MOUNTED TEMPERATURE MONITOR**
  Visible and easy to read. Standard feature.
- **DOOR LOCKS STANDARD**
  Assures security.
- **LARGER EVAPORATOR COIL HEATER**
  Saves energy with short defrost cycles.
- **INCANDESCENT INTERIOR LIGHTING**
  Lighting activated only when door is open. Safety shielded.
- **-10°F TEMPERATURE**
  Ideally suited for both frozen foods and ice cream. Offers more versatility than most freezers.
- **DEFROST SYSTEM TIME-INITIATED, TEMPERATURE-TERMINATED**
  Saves energy consumption and provides shortest possible defrost cycle.
- **CAPILLARY METERING**
  Assures constant regulation of refrigerant flow.
- **R404A REFRIGERANT**
  Environmentally friendly gas for commercial freezers
- **LARGE CONDENSATE PAN**
  Automatically evaporates water.
- **MINIMUM WATTAGE HEATER IN CABINET FRAME AND DOOR**
  Eliminates condensation at lowest energy rate.
- **AUTOMATIC EVAPORATOR FAN MOTOR DELAY DURING DEFROST CYCLE**
  Prevents warm air from circulating until coil cools down.
- **AIR FLOW GUARD**
  Prevents refrigerated product from blocking optimal airflow.

ARCHITECT'S CORNER

T-49F
¾ H.P. Compressor
49 Cubic Feet Capacity
6 Wire Shelves Standard
NSF, UL Approved, Energy Saving
20 Amp Plug Requires 20 Amp Receptacle NEMA-5-20-R
Shelf Size: 24¼" x 23½"
Exterior Dimension:
54" W x 29½" D x 78¼" H
(Add 5" For Castors)
Voltage/Cycles: 115/60
Amps: 14.0
Power Cord Length: 9 Feet
Crated Weight: 464 lbs.

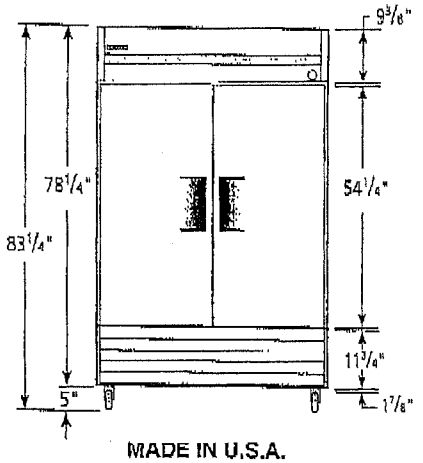

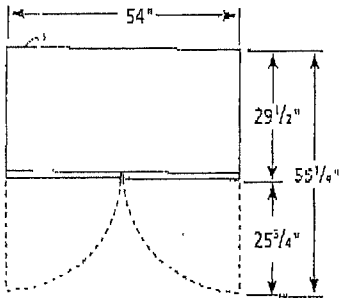

WARRANTY
One year warranty on all parts & labor and an additional 4 year warranty on compressor. (U.S.A. only)

MADE IN U.S.A.

SPECIFICATIONS SUBJECT TO CHANGE WITHOUT NOTICE

DISTRIBUTED BY

9/15/00

Mother Hubbard's Cupboard
Balance Sheet
As of December 31, 2011

	Dec 31, 11
ASSETS	
Current Assets	
Checking/Savings	
Checking	66,835.07
PayPal Bank Acct	3,999.10
Petty Cash	100.00
Total Checking/Savings	70,934.17
Accounts Receivable	
Total Pledges Rec	110,675.34
Total Accounts Receivable	110,675.34
Other Current Assets	
Certificates of Deposit	64,446.86
Prepaid Ins -Auto	856.75
Prepaid Ins - D&O	248.00
Prepaid Ins - Wkrs Comp	668.12
Undeposited Funds	7,196.11
Total Other Current Assets	73,415.84
Total Current Assets	255,025.35
Fixed Assets	
Accumulated Depreciation	-11,791.06
Equipment	26,698.07
Equipment-VAN	42,824.50
Total Fixed Assets	57,731.51
TOTAL ASSETS	312,756.86
LIABILITIES & EQUITY	
Liabilities	
Current Liabilities	
Accounts Payable	
Accounts Payable	3,977.66
Total Accounts Payable	3,977.66
Credit Cards	
Mr. Copy on account	21.60
Total Credit Cards	21.60
Other Current Liabilities	
Payroll Liabilities	1,856.52
Total Other Current Liabilities	1,856.52
Total Current Liabilities	5,855.78
Total Liabilities	5,855.78
Equity	
Opening Bal Equity	8,375.58
Retained Earnings	298,772.48
Net Income	-246.98
Total Equity	306,901.08
TOTAL LIABILITIES & EQUITY	312,756.86

Mother Hubbard's Cupboard
Revenue Expenses
January through December 2011

	Jan - Dec 11
Ordinary Income/Expense	
Income	
Total Contributions Income	106,067.81
Total Grants	62,127.21
Misc. Income	0.00
Total In-kind Income	128,827.40
Interest Income	343.80
Total Special Events	101,602.70
Total Income	398,968.92
Gross Profit	398,968.92
Expense	
Wholesale Food	3,625.00
Total Automobile Expense	2,339.08
Bad Debt Expense	1,883.26
Building R&M	791.00
Conferences/Trainings	4,176.26
Depreciation	2,425.61
Dues & Fees	1,163.42
Equipment R&M	1,315.75
Total FDE Fundraising Direct Expense	4,102.36
HHFB SMC	37,836.56
Total In-Kind Donated Services/Assets	128,827.40
Total Insurance	4,924.31
Mileage Reimbursements	136.62
Total Payroll Expenses	160,713.87
Postage and Delivery	1,472.33
Printing and Reproduction	4,042.39
Total Professional fees	11,898.50
Rent	3,039.00
Total Supplies	16,043.28
Total Utilities	8,459.90
Total Expense	399,215.90
Net Ordinary Income	-246.98
Net Income	**-246.98**

Jack Hopkins Social Services Funding Application

(27)

Funding Sheet

Lead Agency:

Name: New Hope Family Shelter, Inc

Is the Lead Agency a 501(c)(3)? ☑ Yes ☐ No | Is this a collaborative project? ☐ Yes ☑ No

Number of Agency Employees: Full-time 1 Part-time 4 Volunteers 30 +

Address where Project will be facilitated or housed:
301 W. 2nd St. Bloomington

Name of Project Administrator: Jim Riley

Address P.O. Box 154 Bloomington IN 47402

Telephone & E-mail 812-340-3052 jim@nhfsinc.org

Name of other participating agencies, if different from Lead Agency:

Proposed Project:

Title of Project: The 301 Project

Total Cost of Project: $17,125.64 + volunteer & donated labor & supplies

Requested JHSSF Amount: 11,502.58

Other Funds Expected for Project:

Amount	Source	Confirmed or Pending
D. To fix	$2500	confirmed

Number of Clients Served by this Project in 2012: since July 2011 opening: 44 in 17 families

Number of City Residents Served by this Project in 2012: 34

Is this a request for operational costs? ☐ Yes ☑ No

If "yes," is the request for a pilot project or for bridge funding? ☐ Pilot ☐ Bridge

Example:	
Tables:	*5 tables @ $12.00 each*
Chairs:	*20 chairs @ $8.00 each*

Funding Information:

Please note: Due to limited funds, the Committee often recommends partial funding for a program. In the interest of helping the Committee best decide how to distribute funds, please provide an itemized list of program elements, ranked by priority and their costs.

ITEM	COST
enlarge + replace windows	$3500
contractor Judy Downey	3125
plumbing upgrades	3065.58
furnace + AC repair	612.00
security system	1200.00

Program Submission Date: *(check one)*

☐ July 2012 – September 2012 ☐ October 2012 – December 2012

☑ Other July – Dec. 2012

Jack Hopkins Social Services Funding Application

Agency Contact Sheet

Lead Agency:

Name: New Hope Family Shelter, Inc

Address: 409 W. 2nd St.
Bloomington IN 47403

Phone & E-Mail: 812-340-3052 jim@Nhfsinc.org

Website: www.newhopefamilyshelter.org

President of Board of Directors: James C. Riley

Director Information

Director of Lead Agency: Jillian Gruber

Director's Address: 409 W. 2nd St. Bloomington IN 47403

Phone & E-Mail: 812-334-9840 director@Nhfsinc.org

Presenter Information

Name of Person to Present Application to the Committee: Jillian Gruber

Address: New Hope Family Shelter 409 W. 2nd St. Bloomington IN 47403

Phone & E-mail (c) 815-603-1505 jbgruber@indiana.edu
(o) 812-334-9840 director@Nhfsinc.org

Grant Writer Information

Name of Grant Writer: Jim Riley

Address: P.O. Box 154 Bloomington IN 47402

Phone & E-Mail: 812-340-3052 jim@Nhfsinc.org

Please also include:

- The Agency's Mission Statement in Two-Page Application Narrative
- A Simple Program Budget for use of requested funds (please check your math)
- A year-end financial statement that includes fund balances and total revenue & expenditures

Mission. New Hope Family Shelter provides emergency shelter (up to 90 days) for homeless families from Bloomington and Monroe County and, in collaboration with other agencies, helps those families regain housing by addressing problems that led to homelessness. We have a school mentor to work with children, and an AmeriCorps fitness and nutrition service member. Our case workers concentrate on adults, while the mentor, service member, and volunteers work with children.

In the eight months since opening on July 20, 2011, New Hope has sheltered 17 families with 44 people, 22 adults and 22 children, during 1,683 person days/nights (as of 3/26/12). The average stay has been 36 days, an indication of how effective case work by our staff has been. The average family size has been 2.6 members, ranging up to 5. Of the 17 families, 10 have made significant progress to self-sufficiency or economic independence, three remain at the shelter, and four have left without significant progress.

New Hope has kept a contact log since opening, recording appeals for shelter. Of families qualified for shelter (that is, from Monroe County and with no disqualifying criminal offenses), the contact log shows that between 12 and 20 families need shelter at any given time. Our aim in this application is to expand New Hope's capacity without adding proportionally to our budget.

The 301 Project. We request funding in the amount of $11,502.58 out of a total estimated cost of $17,125.64 to renovate a second shelter house on loan to us from IU Health Bloomington Hospital, at 301 W. 2nd St: the 301 project. With 4 or 5 bedrooms, 2 baths, 2 common rooms, an office, a laundry, and a large kitchen, this house will add space for 4 families to New Hope's capacity. Located one block from our main shelter, at 409 W. 2nd St., this house will also allow New Hope to supervise resident families closely as they work on their plans to regain self-sufficiency.

The key to success in moving to self-sufficiency or independence is daily work on the problems that push families into homelessness. The families that we shelter need assistance to explore job and housing opportunities, identify services they need, and apply for benefits. New Hope has a high rate of success to date, and no family has had to apply for readmission. Active case management means daily contact between our professional case manager/director and sheltered families, and weekly formal assessments of each family's progress toward its goals and the goals of its individual members. The case manager, part-time staff, and volunteers work together and partner with other agencies in our community to assess each family's problems and potential, and draft a plan for each family stating the family's goals for self-sufficiency, independence, or permanent supportive living. They guide shelter residents to housing, using New Hope's affordable rental housing inventory; help residents identify and apply for jobs suited to their experience and skills; identify and help attain services that families need and benefits for which they are eligible; and develop and implement programs on school mentoring, nutrition, physical activity. These programs prepare families to leave New Hope within 90 days.

New Hope has three units at its main shelter, supervised 24/7, and 2 additional units in a rental apartment off site. Our plan for 2012 is to replace the rental with 4 additional units in the house at 301 W. 2nd St. With a total of 7 units available at any time, an average stay of 36 days, and an average family size of 2.6, New Hope will be able to shelter 71 families a year, or some 185 people. To date 13 families, 76 per cent of those sheltered, had as their last residence a site inside the city of Bloomington.

Need. The City's Consolidated Plan for 2010-2014 identified family shelter as a gap in the social services system: "the need for a homeless family shelter was discussed repeatedly during the community focus groups and key informant sessions" that provided input for the Consolidated Plan. New Hope is the only shelter in Monroe County that serves intact families, meaning families with single dads or mom and dad. According to the 2003 SCAN assessment, p. 55: "The community has a shortage of facilities to provide emergency family shelter." New Hope was formed to meet this need.

The expansion proposed here is being planned to fit the realities of funding available for shelter agencies in an era when the federal and state governments are reducing funding for social services. In rent we will pay $1 per year for each property on W. 2nd St., and after the expiration of the apartment lease will save $650 a month plus utilities at the apartment. We will add utilities at 301 W. 2nd St., estimated at $800 a month, and add staff to provide case work and staff presence at 301. At the main shelter we rely on a mix of paid overnight and mostly volunteer day-time staff, plus a case worker, to provide 24/7 presence. To add units at 301 we will need to add case worker hours, install a security system with cameras at 301, add volunteers for day-time site supervision, and perhaps add paid overnight staff. For overnight site supervision we are considering a model used by other family shelters that operate at two or more sites. Our goal is to spend as little as possible on the shelter houses we operate in order to be able to afford to pay staff costs and provide energetic case management. We have seen that case management helps families address their problems, and is an essential element in ending a family's homelessness.

One-Time Investment with Leveraged Matching Funds. New Hope requests a one-time investment to renovate a second shelter house, the 301 project, meeting code requirements set by the city, state/county, fire department, and zoning board. We estimate that renting space with 4 units would cost at least $1500 a month and more than $72,000 over the four plus years left in our agreement with the hospital. We propose to put 301 W. 2nd St. into operation for a total cost of $17,125 in renovations, and to conduct a fundraising campaign to build up a reserve for operating expenses. This is far less than the cost of renting equivalent space for 4 years, and the 4 years may be extended. We will reduce New Hope's capacity between the expiration of our apartment lease, in early July, and the opening of 301, no later than December, and will use the interim period to raise funds to operate the expanded facility.

Community members and IU students stepped up to provide labor, skills, and materials to renovate 409 W. 2nd St. We will recruit volunteers for the 301 Project. Renovating the house at 301 W. 2nd St., however, will require more skilled work, outlined in appendix A, which lists projects, costs, and sources of funding. New Hope is a 501(c)3 agency with strong financial and volunteer support from its board of 12 members, and a strong record of using volunteers to renovate, maintain, and supervise the shelter. We have proved our ability to raise money from this community to shelter homeless families. New Hope seeks $11,502.58 from Hopkins of s total project out-of-pocket cost of $17,125.64. We will leverage this with funds already committed by Psi Iota Xi ($2,500), volunteer labor and donated supplies and items, and grants from other sources. We have already begun receiving donations to furnish the additional shelter space.

Benefit. The key role of JHSSF support will be to expand the number of shelter units available to homeless families from Bloomington and Monroe County toward the level needed in this community.

Cost.

Hopkins request	$11,502.58
Needed from other sources	5,623.06
Already committed by Psi Iota Xi	2,500.00
Net needed from other sources	3,123.06

Hopkins Funding History

2011 Handicap accessible bath at 409 W. 2nd St. $14,000

Program Budget:

New Hope Family Shelter, Inc. Plan to add additional shelter units at 301 W. 2nd St.

Item	supplier or service provider	estimate	Proposed source of funding
enlarge openings and install new windows in bedrooms	Expert Window and Door	$3,500.00	Hopkins
contractor	Judy Downey at $25 an hour for 125 hours	3,125.00	Hopkins
upgrades for 2 bathrooms including all fixtures, new hot water heater, relocate washing machine and dryer vent	Riverway Plumbing	3,065.58	Hopkins
furnace and AC repair and cleaning	Bloomington Heating, Cooling and Electrical	612.00	Hopkins
Security system with cameras	Leading Edge Security and Home Technology	1,200.00	Hopkins
Hopkins request		**$11,502.58**	
replace rear deck and stairs (labor donated)	Supplies	714.06	Other source
upgrade electrical system	Bloomington Heating, Cooling and Electrical	1599.00	Other source
connection for 2nd gas stove	Bloomington Heating, Cooling and Electrical	120.00	Other source
rewire 8 electrical receptacles, install covers on junction boxes, 2 weatherproof receptacles, 2 GFCI receptacles for kitchen, 2 bath fan/light combos, 2 vanity light systems, remove old wiring, and wire for 2 kitchen range hoods	Bloomington Heating, Cooling and Electrical	1710.00	Other source
trash removal		450.00	Other source
bike rack	Online purchase	60.00	Other source
center door between kitchen and common room	McArdle Construction	970.00	Other source
Total for other needs		**$5,623.06**	
Total cash needs		**17,125.64**	
Cash already committed to this project	**Psi Iota Xi grant**	**$2,500.00**	
Still to raise from Hopkins and other sources		**$14,625.64**	

Contracting at 301

jlcdesigns@comcast.net
Sent: Tuesday, April 03, 2012 11:26 PM
To: Riley, James C.

Proposal for renovations at 301 W. 2nd St.

I will oversee and manage the renovations for the New Hope Family Shelter at 301 W.2nd St.
in 125 hours for $25/hour.

Thank you for this opportunity.

Judy Downey

EXPERT WINDOW & DOOR

Customer Phone No. _____

7480 S. Old St. Rd. 37 • Bloomington, IN 47403 • 812-325-2592

Expert Window & Door hereinafter referred to as contractor, and Mr. & Mrs. _____

_____ hereinafter referred to as purchaser, hereby agree as follows:
Address Zip

Contractor agrees to furnish labor and material for the improvement of property, located at
(Street Address) 301 W 2nd St (Town) Bloomington
(State) IN, and purchaser agrees to buy and pay for labor and material so furnished, as set forth hereinafter:

	NO. UNITS	TYPE	SCREEN	COLOR	T.OT.	WRAP	FILL	CLASS	OPTIONS
REPLACEMENT WINDOWS	6	DH TSS	½	white				Clear	
BAY BOW GARDEN WINDOWS									
DOORS									

provide & install (6) window in home.
Cut in

Cap & Seal all windows on outside
Trim inside

Approximate Starting Date _____ Approximate Completion Date _____

You have a legal right under federal law to cancel this transaction within three business days. Expert Window & Door will, at no charge, provide labor to service materials installed by company to above-names customer's home for a period of one (1) year from date of completion. After one (1) year service has expired, there will be a nominal charge for any service done.

In reference to this Retail Sales Agreement between Expert Window & Door and the undersigned, the following shall constitute all warranties made and received.

Manufacturer's Warranty on _____ windows, doors, etc. Purchaser agrees to pay for the above mentioned work and materials the following cash price $ 3,500.00 on completion.

DOWN PAYMENT $ 1000.00 BALANCE DUE $ 2500.00 Receipt hereby acknowledged by _____

Purchaser agrees that the equity in this property is security for this agreement. This agreement constitutes the entire understanding of the parties. Contractor shall not be liable for any work stoppage or damage to the property herein described occasioned by violent, acts of God, labor disputes or for any insured loss. Expert Window & Door is not responsible for condensation on windows and doors due to excess humidity in your home.

IN WITNESS WHEREOF the undersigned have hereunto subscribed their name: _____ 20_____
MONTH / DAY

Purchaser _____ Purchaser _____

Approved _____ Title _____

RIVERWAY PLUMBING

P.O. BOX 8
SMITHVILLE IN 47458
812-327-8080
Fax # 812-369 4261

Bid Proposal

Invoice Number: 03252012

Proposal Date:03/25/2012

Customer Information:

Billing Address:		Contact:	
Company:	New Hope Family Shelter	Company:	
Name:		Name:	Judy Downey
Address:	301 W 2nd St	Phone::	360-0022
		Project	Housing upgrade
City/State/Zip	Bloomington, IN 47403	email	jlcdesigns@comcast.net

Qty	Service Description	Time needed	Amount
1	Install new low boy 50 gallon gas water heater		782.33
1	Run water lines to new washer location and a new waste line for washer dryer vent done by other		170.00
1	Install new four piece tub with new shower valve and install fixtures supplied by facility Riverway will supply tub and shower fixtures		1248.34
1	Install fixtures in other bathroom supplied by facility shower will not be removed		164.91
1	$700 Allowance for unknown problems		700.00
		Tax:	Included
		Shipping:	0
		Grand Total:	$3065.58

Notes:
Thank you, Neil

PROPOSAL

Bloomington Heating, Cooling, & Electrical
1801 E. Smithville Rd.
Bloomington, IN 47401
812-824-4850, fax: 824-6217

No. 1
Date 3/22/2012
Sheet No. 1

Submitted to:
Name: Judy Downey
Street:
City: Bloomington, In 47401
Phone: 360-0022

Work to be performed at:
Name:New Hope Family Shelter
Street: 301 W. 2nd St.
City: Bloomington, IN 47401
E-mail: jlcdesigns@comcast.net

We hereby propose to furnish the materials and perform the labor necessary for the completion of:

Option#1: Upgrade overhead electrical service to 200Amps. Includes: 200Amp Cutler Hammer panel with main, mast assembly, grounding to rod, water and gas piping, 10 single pole, 4 double pole breakers. Installed price $1,799.00
NOTE: Discounted price for cash or check.....$1,599.00

Option#2: Service and clean furnace, water and A/C. Includes: installing missing copper tubing tubing to outside condenser, filter drier, evacuation and recharge. (There is no guarantee A/C will be operable. Replacing A/C would cost $2600.00 Installed ~~price $712.00~~
NOTE: Discounted price for cash or check..... $612.00

Option#3: Perform the following electrical upgrades/ improvements:
Rewire 8 non-grounded type receptacles in original part of home to grounding style. $60.00each
Install covers on junction boxes in attic and basement..... $58.00 total
Install outdoor weatherproof receptacles in front and back of home.....$89.00 each
Install two additional kitchen countertop GFCI receptacles, each on its own circuit...$79.00each
Install two bath fan/light combos (we provide) with venting to exterior..... $239.00each
Install two vanity lights (you provide) with switches..... $79.00each
Remove exposed knob and tube wiring..... $50.00
Install gas piping for 2nd range..... $120.00
Wire for two kitchen range hoods you provide..... $150.00

With payments as follows: Total amount due within 30 days of completion, 5% penalty and loss of discount for late payment.

Any alteration or deviation from above specifications involving extra labor or materials will be executed only upon written orders and will become an extra charge over and above the estimate cost. All agreements contingent upon strikes, accidents or delays beyond our control. Owner to carry fire, tornado and other necessary insurance upon above work. Workers compensation and public liability insurance on above work to be taken out by Bloomington Heating & Cooling.

NOTE: This proposal may be withdrawn by us if not accepted within 30 days. **Submitted by Bloomington Heating & Cooling**

NEW HOPE
FAMILY SHELTER, INC.

Jillian Gruber
Executive Director

NHFS, Inc.
PO Box 154
Bloomington, IN 47402
tel. (812) 334-9840
email: newhope@nhfsinc.org
www.newhopefamilyshelter.org

April 9, 2012

Ms Susan Sandberg, Chair
2012 Jack Hopkins Social Services Funding Committee
401 North Morton Street, Suite 110
Bloomington, IN 47404

Dear Susan Sandberg:

Board of Directors
Alan Backler
Bill Baldwin
Hailey Butchart
Joan Emery Gentile
Bud Kohr
Thomas Pearson
Jim Riley
Ken Ritchie
Sue Shindell
Wendy VanderZee
John VanderZee

Please find attached the application from New Hope Family Shelter for 2012 funding from the Jack Hopkins Social Services Funding Program Committee. We seek funds to help expand New Hope's capacity so that we can shelter seven families at a time.

If you or any member of the committee has questions, please contact me at 812-340-3052, or jim@nhfsinc.org.

Thank you for your consideration of this request.

Best regards,

Jim Riley
New Hope Board President

Financial Statement for New Hope Family Shelter, Inc.

for the year ending Dec. 31, 2011

Revenues		
	Donations	$70,506
	Grants and fundraisers	29,134
	Total	$99,640
Expenses		
	Renovation and start-up costs	$28,187
	Mgmt salaries	15,398
	Part-time staff	25,098
	Withholding, taxes, FICA, workmens comp	2,567
	Utilities	884
	Fundraising costs	1,433
	Insurance	3,002
	Maintenance and repairs	455
	Direct spending on residents	280
	Office expenses	3,401
	Total	$80,705
Balance on hand 12/31/11		$18,935

Jack Hopkins Social Services Funding Application (28)

Funding Sheet

Lead Agency:

Name: New Leaf - New Life, Inc

Is the Lead Agency a 501(c)(3)? ■ Yes ☐ No | Is this a collaborative project? ☐ Yes ■ No

Number of Agency Employees: Full-time _____ Part-time 1 Volunteers 40

Address where Project will be facilitated or housed:
1010 S. Walnut St., Bloomington, IN 47401

Name of Project Administrator: Tania Karnofsky

Address 702 W. Wylie St., Bloomington, IN 47403

Telephone & E-mail 219-1349 tkarnofs@umail.iu.edu

Name of other participating agencies, if different from Lead Agency: _____

Proposed Project:

Title of Project: Funding part time facility manager for transition program

Total Cost of Project: $29,000

Requested JHSSF Amount: $12,000

Other Funds Expected for Project:

Amount	Source	Confirmed or Pending
$10,000 $8,000	Facility provided by township trustee	Confirmed
$4,000 $4,000	Donations	Pending
$5,000	Value of volunteer hours	Pending

Number of Clients Served by this Project in 2012: Not fully operational but about 40 per month now

Number of City Residents Served by this Project in 2012: Probably 80% but don't know

Is this a request for operational costs? ■ Yes ☐ No

If "yes," is the request for a pilot project or for bridge funding? ■ Pilot ☐ Bridge

Example:	
Tables:	*5 tables @ $12.00 each*
Chairs:	*20 chairs @ $8.00 each*

Funding Information:

Please note: Due to limited funds, the Committee often recommends partial funding for a program. In the interest of helping the Committee best decide how to distribute funds, please provide an itemized list of program elements, ranked by priority and their costs.

ITEM	COST
Compensation of facility manager	$12,000

Claim Submission Date: *(check one)* ☑ July 2012 – September 2012 ☐ October 2012 – December 2012

Jack Hopkins Social Services Funding Application

Agency Contact Sheet

Lead Agency:

Name: New Leaf - New Life

Address: 1010 S. Walnut St.

Bloomington, IN 47401

Phone & E-Mail: 355-6842

Website:

President of Board of Directors: Rev. Hal Taylor

Director Information

Director of Lead Agency: E. Wainright (Wain) Martin

Director's Address: 3703 E Brownridge Rd. Bloomington 47401

Phone & E-Mail: 336-4913 ewmartin@indiana.edu

Presenter Information

Name of Person to Present Application to the Committee: Wain Martin

Address: Same

Phone & E-mail

Grant Writer Information

Name of Grant Writer: Wain Martin

Address: Same

Phone & E-Mail:

Please also include:

- The Agency's Mission Statement in Two-Page Application Narrative
- A Simple Program Budget for use of requested funds (please check your math)
- A year-end financial statement that includes fund balances and total revenue & expenditures

Jack Hopkins grant proposal for New Leaf – New Life

New Leaf – New Life requests a $12,000 Jack Hopkins grant to employ a part time manager for our new facility where we provide transition services to released inmates from the Monroe County Corrections Center.

New Leaf – New Life (NL/NL) is a volunteer driven 501 c (3) organization whose mission is to reduce recidivism of inmates in the Monroe County jail and also to make our overcrowded jail calmer and safer for both inmates and staff. We do not know the recidivism rate for our jail, but it must be high as a 2007 analysis of the jail population revealed that the typical inmate had been incarcerated five times prior to the current arrest.

New Leaf -- New Life programs reduce recidivism by helping inmates who choose to participate make changes in their attitudes and behaviors and providing them with transition support that will increase their chances of avoiding re-offending after release. With the support of the jail administration we provide a full range of programs in the jail primarily implemented by well-qualified and dedicated volunteers from the Bloomington community.

Transition support

Many inmates are released back into the community without any support system. They have no job, no place to live, and no family to provide emotional support so they quickly return to the activities that caused their incarceration. One of the most effective ways to reduce recidivism is to provide transitional support that helps the released inmate obtain housing, additional education, a job, continued addictions treatment and satisfy a host of other needs.

As part of our in jail transition services volunteers meet with interested inmates prior to their release to give them information and help them access the multitude of resources that are available in our community. Also, our Program Director assists them with applications to Amethyst House (that provides addiction counseling) and Ivy Tech Community College, obtains birth certificates, and reading glasses, and helps with a variety of other needs.

New Leaf – New Life has been providing a limited amount of support upon release. Recently the Perry Township trustee provided us with conveniently located space in which to center our after release support programs which enables us to provide increased transition support. We help a released inmate determine his needs, identify where to go to deal with them, and facilitate access to these services. We collaborate with many other local organizations.

In our new location we also provide donated used clothing to inmates who are released with nothing but the clothes they were wearing when arrested. The volunteers who counsel inmates prior to release can meet with them there to continue their support activities. Job counselors are available to assist them in finding employment. Support groups meet there. And there is room for small group meetings and an office with desk, file cabinets, and a computer connection.

Unfortunately we have found that operating this facility solely with volunteers does not work well. It needs to be open on a regular schedule and staffed with persons who possess a wide

range of capabilities. We need a part time staff person to manage this facility and to recruit schedule and supervise volunteers operating in this new location.

Why this program fits your criteria

Persons released from incarceration are vastly disadvantaged and underserved in our community. Most of them are poor and many are destitute. With a criminal record it is difficult to get a living wage job and find a decent place to live as well as many other things that we all need. When they reoffend they impose both a financial and a security burden on the community.

We consider this a pilot project to determine whether an out of jail location with a part time manager can be successful in providing transition services that reduce recidivism. If the pilot is successful, as we think it will be, the grant will also be a bridge as we will be seeking more permanent funding for this program elsewhere.

This grant will be leveraged by many other contributions including the donation of the facility by the Township Trustee and the efforts of many volunteers as well as the in jail infrastructure of NL/NL. When successful it will have a long-lasting contribution to the community.

New Leaf – New Life in jail programs

Our premier program is a full time Addicts in Recovery (AIR) program housed in a dedicated cell block. It is based on the Community Model in which the participants agree to help each other overcome their addictions. With oversight by a part-time Program Director the group is self-governing, setting its schedule, electing senior leaders, and recommending for expulsion the rare member who does not adhere to the spirit of the program.

The AIR program is facilitated by our in jail Program Director. Although the content of the materials being used has an influence, the main benefits from the program come from the group forming a community and sharing their life experiences, problems, hopes and fears with each other in the discussions triggered by the materials. A retired therapist comes in periodically to work with them, and NL/NL volunteers provide a number of enrichment programs.

In addition we have a number of in jail therapeutic programs. NL/NL operates the GED and Job Preparation program in the jail. The jail has only one classroom that can be used for our programs and it is heavily used for the GED program and other activities. It is only available for our other programs from 3:00 till 4:30 p.m. and occasionally in the evening. Our therapeutic and transition programs use all of this available time for programs targeting substance abuse, problem solving, a women's support group, and transition planning and support. NL/NL volunteers also provide many enrichment programs for both men and women such as "Women Writing for a Change," creative writing for men, literature reading and discussion, arts and crafts geared toward strengthening family relations, music, drama, and recreational activities such as Bingo games in the cell blocks. Overall we impact three-fourths of the jail population.

Our extensive relationships with inmates in the jail establish familiarity and trust that allows us to continue to serve their transition needs upon release, but we need to be able to do better.

NEW LEAF - NEW LIFE PROGRAM BUDGET

Income:

Jack Hopkins grant	12,000
Donations	4,000
Facility donation	8,000
Volunteer time	5,000
Total	29,000

Expense:

Manager compensation	14,000
Office expense	1,000
Contingies	1,000
Facility	8,000
Volunteer time	5,000
Total	29,000

New Leaf-New Life
Balance Sheet
As of January 11, 2012

	Total
ASSETS	
Current Assets	
Bank Accounts	
1010 Irwin Union grant	0.00
1012 Chase	13,082.70
1014 Chase Grant	0.00
1030 Petty Cash	300.00
1040 Payroll	5,866.67
Total Bank Accounts	$19,249.37
Other Current Assets	
1100 Advances to Contract	0.00
Total Other Current Assets	$0.00
Total Current Assets	$19,249.37
TOTAL ASSETS	$19,249.37
LIABILITIES AND EQUITY	
Liabilities	
Current Liabilities	
Credit Cards	
2550 Credit Card - Chase	0.00
Total Credit Cards	$0.00
Other Current Liabilities	
2100 Payroll Liabilities	-1,753.58
2110 Federal Taxes (941/944)	560.47
2120 IN Income / Local Taxes	140.93
2130 Prepaid Expenses Payable	1,597.00
Total 2100 Payroll Liabilities	544.82
2200 Trust Accounts - Liabilities	
2210 Trust Accounts - OASIS	-3.06
Total 2200 Trust Accounts - Liabilities	-3.06
2500 Short Term Notes & Loans Payable	
2510 Trustee & employee loans payable	4,000.00
Total 2500 Short Term Notes & Loans Payable	4,000.00
Total Other Current Liabilities	$4,541.76
Total Current Liabilities	$4,541.76
Total Liabilities	$4,541.76
Equity	
3000 Opening Bal Equity	1,000.00
3010 Retained Earnings	2,052.69
Net Income	11,654.92
Total Equity	$14,707.61
TOTAL LIABILITIES AND EQUITY	$19,249.37

Wednesday, Jan 11, 2012 07:30:57 PM GMT-5 - Cash Basis

New Leaf-New Life
Profit & Loss
January - December 2011

	Total
Income	
4000 Revenue from Direct Contributions	
4010 Donations, general	7,309.67
4020 Corporate Contributions	441.77
4024 Inmate Assistance Fund	1,099.29
4025 OASIS fund	250.00
Total 4000 Revenue from Direct Contributions	9,100.73
4200 Revenue from Non-Government Grants	
4230 Foundation/Trust Grants	2,200.00
Total 4200 Revenue from Non-Government Grants	2,200.00
4500 Revenue from Government Grants	
4540 Local government grants	
4544 County Council Community Service Award	9,927.00
Total 4540 Local government grants	9,927.00
Total 4500 Revenue from Government Grants	9,927.00
5126 Government Contract Income	25,181.97
5300 Revenue from Investments	
5310 Interest Earned, savings & short-term investments	0.33
Total 5300 Revenue from Investments	0.33
5400 Revenue from Other Sources	
5440 Gross sales - inventory	
5440.3 Crime & Punishment	20.00
Total 5440 Gross sales - inventory	20.00
5490 Misc revenue	
5490.1 Menninger Book Royalties	76.76
Total 5490 Misc revenue	76.76
Total 5400 Revenue from Other Sources	96.76
Total Income	$46,506.79
Expenses	
7010 Grant and Contract Expense	
7010011 Program Director	7,000.00
Total 7010 Grant and Contract Expense	7,000.00
7100 Program Expense	1,215.77
7124 Inmate Assistance Expense	
7124.2 Transition Program Expense	345.45
7124.4 Indoor Program Expense	676.24
Total 7124 Inmate Assistance Expense	1,021.69
7125 OASIS fund pass-through	250.00
7126 GED Program	130.91
Total 7100 Program Expense	2,618.37
7200 Salaries and Payroll Expenses	

	Total
7220 Salaries or Wages	13,377.27
7250 Payroll Taxes	350.71
7280 Insurance, Worker's Comp	655.00
Total 7200 Salaries and Payroll Expenses	**14,382.98**
7500 Fees	
7505 Accounting Fees	671.65
7520 Bank fees	60.00
Total 7500 Fees	**731.65**
8100 General Administrative Expenses	
8110 Supplies and Materials	76.57
8130 Telephone	133.00
8140 Postage and Delivery	72.83
8170 Printing and Reproduction	16.00
Total 8100 General Administrative Expenses	**298.40**
8200 Facility & Equipment Expenses	1,072.63
8500 Other Expenses	
8520 Insurance - nonemployee	4,393.26
8570 Advertising	97.04
Total 8500 Other Expenses	**4,490.30**
Payroll Expenses (deleted-1)	
Taxes (deleted)	267.75
Wages (deleted)	3,500.00
Total Payroll Expenses (deleted-1)	**3,767.75**
Total Expenses	**$34,362.08**
Net Operating Income	**$12,144.71**
Net Income	**$12,144.71**

Wednesday, Jan 11, 2012 07:33:58 PM GMT-5 - Cash Basis

Jack Hopkins Social Services Funding Application

Funding Sheet

Lead Agency:

Name: Poeple and Animal Learning Services

Is the Lead Agency a 501(c)(3)? ■ Yes ☐ No | Is this a collaborative project? ☐ Yes ■ No

Number of Agency Employees: Full-time 3 Part-time 1 Volunteers 150

Address where Project will be facilitated or housed:
Hearts and Horses (Program Hosting Training) 163 N CR 29 Loveland, Colorado 80539

Name of Project Administrator: Joe Callan & Memree Stuart (Training Facilitators)

Address: 163 N CR 29 Loveland, Colorado 80539

Telephone & E-mail: 970.663-4200

Name of other participating agencies, if different from Lead Agency:

Proposed Project:

Title of Project: PATH Intl. Equine Specialist Training and Certification

Total Cost of Project: $2,644.95

Requested JHSSF Amount: $2,644.95

Other Funds Expected for Project:

Amount	Source	Confirmed or Pending
$250	PALS Continuing Education Fund	Confirmed

Number of Clients Served by this Project in 2012: 15-30

Number of City Residents Served by this Project in 2012: 15-30

Is this a request for operational costs? ☐ Yes ■ No

If "yes," is the request for a pilot project or for bridge funding? ☐ Pilot ☐ Bridge

Example:
Tables: 5 tables @ $12.00 each
Chairs: 20 chairs @ $8.00 each

Funding Information:

Please note: Due to limited funds, the Committee often recommends partial funding for a program. In the interest of helping the Committee best decide how to distribute funds, please provide an itemized list of program elements, ranked by priority and their costs.

ITEM	COST
PATH Intl Equine Specialist Workshop/Certification Fee (2 participants)	$1,198.00
Roundtrip Airfare Indianapolis, IN to Denver, CO (2 passengers)	$544.00
Lodging (4 nights)	$360.00
Rental Car (4 days)	$422.95
Meals	$120.00

Claim Submission Date: *(check one)*

☐ July 2012 – September 2012 ☑ October 2012 – December 2012

☐ Other

Jack Hopkins Social Services Funding Application

Agency Contact Sheet

Lead Agency:

Name: People and Animal Learning Services

Address: P.O. Box 1033

Bloomington, IN 47404

Phone & E-Mail: 812-336-2798

Website: www.palstherapy.org

President of Board of Directors: Mrs. Susie Carter

Director Information

Director of Lead Agency: Fern Bonchek

Director's Address: P.O. Box 1033, Bloomington, IN 47402

Phone & E-Mail: fern@palstherapy.org 812-336-2798 ext. 2

Presenter Information

Name of Person to Present Application to the Committee: Annie Cornett, PALS Assistant Director

Address: P.O. Box 1033, Bloomington, IN 47402

Phone & E-mail: annie@palstherapy.org 812-336-2798 ext. 6

Grant Writer Information

Name of Grant Writer: Annie Cornett, PALS Assistant Director

Address: P.O. Box 1033, Bloomington, IN 47402

Phone & E-Mail: annie@palstherapy.org 812-336-2798 ext. 6

Please also include:

- The Agency's Mission Statement in Two-Page Application Narrative
- A Simple Program Budget for use of requested funds (please check your math)
- A year-end financial statement that includes fund balances and total revenue & expenditures

Jack Hopkins Social Services Funding Opportunity

Grant Application: People and Animal Learning Services (PALS)

Jack Hopkins Application Criteria: Providing for Community Needs

The Service Community Assessment of Need (SCAN, 2003) report has identified that low income youth within our local community may suffer not only from a lack of basic necessities, but that anxiety, stress, and other unhealthy behaviors may often result in truancy, and involvement with the juvenile justice system, further alienating them from individuals and activities that could help them lead more productive lives. With a little over 18% or 4,000 adolescents under the age of 18 in Monroe County living in poverty (U.S. Census Bureau, 2010), the need for alternative programs designed to improve quality of life and life satisfaction are essential.

Solutions, the report suggests, come in a variety of forms. In addition to providing extra supervision of youth by adults, who provide positive role modeling, the SCAN report suggests a need for programs that allow greater involvement by youth allowing them to develop organizational and leadership skills. In addition, support and recognition of the challenges faced by parents and opportunities to provide training related to parenting skills is essential to ensuring their success. Law enforcement and probation officers noted a need for more early intervention programs targeting troubled families, helping to break the cycle of dysfunctional families. This need is only further reinforced within the justice system which the report notes is also calling for alternative programs as forms of providing justice and sentencing.

Mission of an Agency: PALS

Since its inception in 2000, PALS has been dedicated to providing high quality, safe, educational, and fun Equine Assisted Activities and Therapies (EAA/T), including therapeutic horseback riding and hippotherapy, to children and adults with physical, learning, cognitive, intellectual and/or emotional disabilities as well at at-risk youth. PALS, and a United Way of Monroe County Certified Member Agency, has provided over 15,700 therapeutic riding lessons, improving the lives of hundreds of children, adults, and seniors in the Indiana community ranging in age from 4 to over 64. As the only organization in south central Indiana to have received a Premiere Accreditation distinction from the Professional Association of Therapeutic Horsemanship International (PATH Intl.), and the only Equine Assisted Activities and Therapy program in Monroe County or the surrounding vicinity, PALS has been instrumental in providing the highest quality EAA/T for clients from 11 counties across the state.

PALS Mission Statement: People and Animal Learning Services, Inc. (PALS) is dedicated to providing high-quality, safe, educational, fun and therapeutic equine assisted activities such as therapeutic horseback riding, hippotherapy, animal care and pet encounter therapy to children and adults with physical, learning, cognitive or emotional disabilities.

PATH Intl. Equine Specialist Training and Certification

As a long time Bloomington service provider, PALS has demonstrated its commitment to providing therapeutic riding opportunities for individuals of all ability levels for over a decade, and continues to strive to meet developing community needs while continuing to embrace the program's core values. In an effort to provide a wider variety of therapeutic program opportunities specifically for at-risk adolescents and their families, an identified need within the Bloomington community, PALS has begun to explore the addition of Equine Experiential

Education and Equine Assisted Psychotherapy programs to our current program offerings. These experiential based programs, while holistic in nature, will be designed to provide youth and their families with skills essential for strengthening bonds, enhancing trust and communication, and improving the overall relationships within the family unit and may serve not only as an early intervention mechanism, but may also be used to provide assistance for youth and families already facing significant challenges.

As a PATH Intl Premiere Accredited center, PALS maintains the highest possible standards and best practices developed within the industry for EAA/T. In addition to administrative and facility standards, program standards are utilized to ensure all participants receive the highest quality care possible, within a safe and nurturing environment that also challenges them physically, socially, emotionally, and intellectually. As of 2011, in order to provide the Equine Experiential Education and Equine Assisted Psychotherapy programs as described, facilitators are required by PATH Intl. to obtain and maintain a special certification, the Equine Specialist in Mental Health and Learning distinction, by the year 2013 which is designed specifically for centers interested in offering un-mounted mental health and learning sessions. With the recent development of one such program offering, Project LEAD, designed as a collaborative effort between PALS and Big Brothers Big Sisters of South Central Indiana to impact youth identified as already at risk due to their probationary status this upcoming summer and fall it becomes essential that PALS facilitators continue to seek certifications that will are only be required but will enhance the overall program, and programs like it offered to community members in the near future.

Obtaining the Equine Specialist in Mental Health and Learning certification requires participants attend a 3-day training workshop designed to cover all components of treatment planning, session facilitation, volunteer management, equine interaction, and program assessment as well as passing a practical skills test related to general horsemanship and equine interaction skills. These sessions, developed and led by PATH Intl., are limited in number each year further emphasizing the need for PALS staff members to begin pursuing these opportunities in order to meet the 2-year certification deadline that will allow such programs to continue being offered.

PALS Certifications: Financial Need

The costs associated with certifying Jennifer Lung (PALS Head Instructor) and Annie Cornett (PALS Assistant Director), two PALS PATH Intl. Registered Therapeutic Riding Instructors as Equine Specialists in Mental Health and Learning will be incurred only once within the professional careers of each individual and will allow them to develop and facilitate programs that can improve the quality of life, in a variety of domains, of a large number of Bloomington youth and their families, but to also develop additional programming to meet the ever changing needs of the community. The certification being sought in no way limits the PALS professionals to working solely with youth at risk and their families, though this is the currently identified need being addressed, but provides the opportunity for PALS to address community needs as they arise and respond efficiently as a community service provider.

In support the certification of two PALS staff, a request of $2,644.95 is being made. This total cost includes the registration and testing fee for the certification course ($599.00/each), roundtrip airfare ($272.00/each), lodging ($360.00), car rental ($422.95), and meals ($120.00). Due to the limited number of training sessions currently being offered by PATH Intl. PALS requests these fund in order to send both instructors to Loveland, CO in October of 2012.

2012 Jack Hopkins Funding Proposal Budget

PATH Intl. Equine Specialist Training and Certification

Description	Cost Breakdown	Total Cost
PATH Intl Equine Specialist Workshop/Certification Fee October 17-20	$599.00 per participant	$1,198.00
Lodging La Quinta Inn, Loveland, CO October 16-20 (4 nights)	$90.00 per night	$360.00
Roundtrip Airfare Indianapolis, IN to Denver, CO Frontier Airlines	$272.00 per participant	$544.00
Rental Car Economy Car; 4 Days	$422.95	$422.95
Meals Dinner-4 days *registration includes breakfast/lunch each day	$15 per day/participant	$120.00
Total Cost		**$2,644.95**

People and Animal Learning Services (PALS)

2011 Year End Financials

PEOPLE & ANIMAL LEARNING SERVICES (PALS)
Profit & Loss
January through December 2011

	Jan - Dec 11
Ordinary Income/Expense	
Income	
400 · Program Income	
401 · TR Lesson Fees	
401.1 · Winter	1,600.00
401.2 · Spring	
401.2.1 · Full Rate	315.00
401.2 · Spring - Other	10,858.24
Total 401.2 · Spring	11,173.24
401.3 · Summer	
401.3.1 · Full Rate	15.00
401.3 · Summer - Other	10,015.00
Total 401.3 · Summer	10,030.00
401.4 · Fall	
401.4.1 · Full Rate	12,670.00
401.4.2 · Scholarship Rate	1,410.00
Total 401.4 · Fall	14,080.00
401 · TR Lesson Fees - Other	3,880.00
Total 401 · TR Lesson Fees	40,763.24
402 · Rec Lesson Fees	
402.1 · Winter	1,240.00
402.2 · Spring	2,885.00
402.3 · Summer	2,330.00
402.4 · Fall	4,110.00
402 · Rec Lesson Fees - Other	150.00
Total 402 · Rec Lesson Fees	10,715.00
404 · Special Group	675.00
Total 400 · Program Income	52,153.24
410 · Miscellaneous Income	
412 · In-Kind Income	10,446.51
413 · PALS Attire	525.08
414 · Transaction Fee	4.12
415 · Late Fee on Overdue Balance	70.00
Total 410 · Miscellaneous Income	11,045.71
420 · Restricted Donations	
422 · Rider Scholarship Designations	750.00

PEOPLE & ANIMAL LEARNING SERVICES (PALS)
Profit & Loss
January through December 2011

	Jan - Dec 11	
424 · Horse Sponsorship/Grants		
424.1 · IQHA Charity Trail Ride	2,700.00	
424.2 · The EQUUS Foundation	3,500.00	
424.3 · Pledge for our PALS	1,448.00	
424 · Horse Sponsorship/Grants - Other	1,690.00	
Total 424 · Horse Sponsorship/Grants		9,338.00
425 · Rider Scholarships		
425.1 · UU 25% Funds	6,338.86	
Total 425 · Rider Scholarships		6,338.86
426 · NAP Credits		30,109.82
427 · Program Grants		
427.3 · Indiana Youth Insitute	2,034.80	
427.4 · Monroe County Comm Foundation	2,500.00	
427.7 · PeyBack Foundation	5,400.00	
427.8 · Jack Hopkins SS Funding	453.57	
Total 427 · Program Grants		10,388.37
429 · United Way Grant		9,234.72
Total 420 · Restricted Donations		66,159.77
430 · Unrestricted Donations		
431 · Appeals		10,278.25
435 · Unsolicited		14,722.38
436 · Third Party Fundraising		12,828.90
437 · UW Donor Designations/CFC		5,866.81
Total 430 · Unrestricted Donations		43,696.34
440 · Special Events Income		
441 · Fun Show		
441.1 · Fun Show - Sponsor	7,750.00	
441.3 · Fun Show - Concessions	270.75	
Total 441 · Fun Show		8,020.75
442 · Mane Event		
442.1 · Mane Event - Tickets	9,379.20	
442.2 · Mane Event - Auction	32,198.60	
442.3 · Mane Event - Sponsorship	10,490.40	
442.5 · Heads or Tails	1,890.50	

PEOPLE & ANIMAL LEARNING SERVICES (PALS)
Profit & Loss
January through December 2011

	Jan - Dec 11
442.6 · Fund A Need	22,377.30
442.7 · Donation	1,550.00
Total 442 · Mane Event	77,886.00
Total 440 · Special Events Income	85,906.75
Total Income	258,961.81
Gross Profit	258,961.81
Expense	
500 · Horse	
501 · Board	23,559.44
502 · Farrier	
502.11 · Farrier In Kind	360.00
502 · Farrier - Other	2,455.13
Total 502 · Farrier	2,815.13
503 · Hay	1,048.00
505 · Maintenance	
505.1 · Maintenance In Kind	679.00
505 · Maintenance - Other	3,608.51
Total 505 · Maintenance	4,287.51
506 · Medical	3,139.60
Total 500 · Horse	34,849.68
600 · Personnel	
601 · Wages	
601.1 · Admin	56,828.45
601.2 · Program	36,763.44
Total 601 · Wages	93,591.89
607 · Consultants	49,500.00
610 · Health Insurance	7,902.04
611 · Workers Compensation	1,401.60
612 · 125 Plan Fee	140.00
613 · Payroll Taxes	7,237.13
Total 600 · Personnel	159,772.66
700 · Program Support	
701 · Rent	
701.1 · Arena	12,765.50
701.4 · Office	2,100.00
Total 701 · Rent	14,865.50

PEOPLE & ANIMAL LEARNING SERVICES (PALS)
Profit & Loss
January through December 2011

	Jan - Dec 11	
702 · Program Equipment		
702.1 · Tack	86.83	
702.2 · Equipment	890.17	
702.3 · Program In Kind	3,666.00	
Total 702 · Program Equipment		4,643.00
703 · Continuing Education		
703.1 · Meal Reimbursement	282.94	
703 · Continuing Education - Other	2,430.90	
Total 703 · Continuing Education		2,713.84
704 · Travel		
704.1 · Mileage & Hauling	160.64	
Total 704 · Travel		160.64
705 · Computer/Software		
705.1 · Computer In Kind	650.00	
705 · Computer/Software - Other	1,582.39	
Total 705 · Computer/Software		2,232.39
707 · Insurance		
707.2 · Casualty & Property	2,504.00	
707.4 · D & O	956.00	
707 · Insurance - Other	0.00	
Total 707 · Insurance		3,460.00
708 · Phone & Internet		
708.1 · Cell Phones	2,374.75	
708.2 · Office/Fax	559.35	
708.3 · Barn	805.47	
708 · Phone & Internet - Other	231.87	
Total 708 · Phone & Internet		3,971.44
709 · Office Supplies		1,418.13
710 · Postage		
710.1 · Newsletter	252.66	
710.3 · Volunteer	2.48	
710.4 · Rider	22.82	
710.5 · Fundraising Letters	274.79	
710.6 · Misc	489.29	
Total 710 · Postage		1,042.04

PEOPLE & ANIMAL LEARNING SERVICES (PALS)
Profit & Loss
January through December 2011

	Jan - Dec 11	
711 · Printing		
711.1 · Printing In Kind	644.51	
711.2 · Newsletter	366.87	
711.3 · Fundraising	2,009.44	
711.4 · General	154.26	
Total 711 · Printing		3,175.08
712 · Advertising		
712.1 · Community Fair	198.22	
712 · Advertising - Other	255.00	
Total 712 · Advertising		453.22
713 · Clothing		
713.1 · Attire	482.17	
713.2 · T-Shirts	1,268.70	
Total 713 · Clothing		1,750.87
714 · Appreciation		
714.1 · Staff	37.58	
714.2 · Volunteer	2,152.63	
714.3 · Appreciation In Kind	717.00	
714.4 · Donor	80.00	
Total 714 · Appreciation		2,987.21
715 · Licenses and Fees		19.38
716 · Membership Fees		
716.2 · Chamber	355.00	
716.3 · Instructor	130.00	
716.5 · Program	925.00	
716 · Membership Fees - Other	35.00	
Total 716 · Membership Fees		1,445.00
717 · Etapestry		1,453.68
718 · Accounting		4,900.00
723 · Show Fees		35.00
724 · Write Offs		9.00
735 · Bank Service Charge		3.00
739 · Maintenance		
739.2 · Mag Flakes	392.02	
Total 739 · Maintenance		392.02
799 · Petty Cash		0.00
Total 700 · Program Support		51,130.44

PEOPLE & ANIMAL LEARNING SERVICES (PALS)
Profit & Loss
January through December 2011

	Jan - Dec 11
780 · Special Events	
781 · Fun Show Expense	
781.2 · Awards	
781.25 · Awards In Kind	855.00
Total 781.2 · Awards	855.00
781.5 · Printing	
781.52 · Printing In Kind	375.00
781.5 · Printing - Other	7.47
Total 781.5 · Printing	382.47
781.6 · Postage	281.54
781.7 · Entertainment	250.00
Total 781 · Fun Show Expense	1,769.01
782 · Mane Event	
782.1 · Postage	253.64
782.10 · Misc	266.83
782.11 · Commission Fee	3,035.05
782.12 · Auctioneer/Booking Fee	800.00
782.13 · Credit Card Usage Fee	1,212.81
782.14 · Auction Purchase	2,518.95
782.2 · Food & Service	8,354.18
782.5 · Music	100.00
782.6 · Printing	2,009.63
782.7 · Facility Rental	255.00
782.8 · Decorations	403.44
782.9 · Parking	92.15
Total 782 · Mane Event	19,301.68
Total 780 · Special Events	21,070.69
Total Expense	266,823.47
Net Ordinary Income	-7,861.66
Other Income/Expense	
Other Income	
800 · Interest Income	7.77
801 · Credits	3,210.05
806 · Capital Campaign Income	
806.1 · Donations	10,000.00
Total 806 · Capital Campaign Income	10,000.00
Total Other Income	13,217.82

PEOPLE & ANIMAL LEARNING SERVICES (PALS)
Profit & Loss
January through December 2011

	Jan - Dec 11
Other Expense	
900 · Gain/Loss on Asset Sales	-4.00
Total Other Expense	-4.00
Net Other Income	13,221.82
Net Income	**5,360.16**

PEOPLE AND ANIMAL
LEARNING SERVICES, INC.-
BLOOMINGTON, INDIANA

FINANCIAL STATEMENTS

YEARS ENDED
DECEMBER 31, 2010 AND 2009

PEOPLE AND ANIMAL
LEARNING SERVICES, INC.

CONTENTS

	Page
INDEPENDENT AUDITOR'S REPORT	3
STATEMENTS OF FINANCIAL POSITION	4
STATEMENTS OF ACTIVITIES	5
STATEMENTS OF FUNCTIONAL EXPENSES	6
STATEMENTS OF CASH FLOWS	7
NOTES TO FINANCIAL STATEMENTS	8-10

MONROE SHINE
KNOWLEDGE FOR TODAY . . . VISION FOR TOMORROW
1227 15TH STREET, P. O. BOX 1510, BEDFORD, IN 47421
PHONE: 812.279.3551 • FAX: 812.275.5610

Independent Auditor's Report

Board of Directors
People and Animal Learning Services, Inc.
Bloomington, Indiana

We have audited the accompanying statement of financial position of the **People and Animal Learning Services, Inc.** as of December 31, 2010, and the related statements of activities, functional expenses and cash flows for the year then ended. These financial statements are the responsibility of the Organization's management. Our responsibility is to express an opinion on these financial statements based on our audit.

We conducted our audit in accordance with auditing standards generally accepted in the United States of America. Those standards require that we plan and perform the audit to obtain reasonable assurance about whether the financial statements are free of material misstatement. An audit includes examining, on a test basis, evidence supporting the amounts and disclosures in the financial statements. An audit also includes assessing the accounting principles used and significant estimates made by management, as well as evaluating the overall financial statement presentation. We believe that our audit provides a reasonable basis for our opinion.

In our opinion, the financial statements referred to above present fairly, in all material respects, the financial position of the **People and Animal Learning Services, Inc.** as of December 31, 2010 and the changes in its net assets and its cash flows for the year then ended in conformity with accounting principles generally accepted in the United States of America.

The 2009 financial statements were reviewed by us, and our report thereon, dated April 8, 2010, stated that we were not aware of any material modifications that should be made to those statements for them to be in conformity with accounting principles generally accepted in the United States of America. However, a review is substantially less in scope than an audit and does not provide a basis for the expression of an opinion on the financial statements taken as a whole.

Monroe Shine

Bedford, Indiana
June 17, 2011

PEOPLE AND ANIMAL LEARNING SERVICES, INC.

STATEMENTS OF FINANCIAL POSITION

YEARS ENDED DECEMBER 31, 2010 (AUDITED) AND 2009 (UNAUDITED)

ASSETS

	2010	2009
CURRENT ASSETS		
Cash	$ 75,193	$ 82,744
Accounts receivable	3,780	3,027
Prepaid insurance	4,301	3,199
Total Current Assets	83,274	88,970
EQUIPMENT		
Horses	9,500	12,000
Office equipment and furniture	9,479	9,479
	18,979	21,479
Less accumulated depreciation	16,758	15,541
Net Equipment	2,221	5,938
Total Assets	$ 85,495	$ 94,908

LIABILITY AND NET ASSETS

CURRENT LIABILITY		
Accounts payable	$ 606	$ 2,542
NET ASSETS		
Unrestricted	84,889	92,366
Total Liability and Net Assets	$ 85,495	$ 94,908

See notes to financial statements.

PEOPLE AND ANIMAL LEARNING SERVICES, INC.
STATEMENTS OF ACTIVITIES
YEARS ENDED DECEMBER 31, 2010 (AUDITED) AND 2009 (UNAUDITED)

	2010	2009
CHANGES IN UNRESTRICTED NET ASSETS:		
Revenues		
Donations	$ 96,950	$ 110,616
Program service revenue	58,549	66,478
United Way	11,918	6,111
Grant income	14,040	13,579
In-kind	4,840	15,902
Fundraising	18,783	22,553
Interest income	8	5
TOTAL UNRESTRICTED REVENUES AND OTHER SUPPORT	205,088	235,244
Expenses		
Program services	183,967	166,597
Supporting services:		
Management and general	18,013	17,347
Fundraising	10,585	10,108
TOTAL EXPENSES	212,565	194,052
Increase (Decrease) in Unrestricted Net Assets	(7,477)	41,192
Net assets at beginning of year	92,366	51,174
Net Assets at End of Year	$ 84,889	$ 92,366

See notes to financial statements.

PEOPLE AND ANIMAL LEARNING SERVICES, INC.
STATEMENTS OF FUNCTIONAL EXPENSES
YEARS ENDED DECEMBER 31, 2010 (AUDITED) AND 2009 (UNAUDITED)

	2010				2009			
	PROGRAM SERVICES	MANAGEMENT AND GENERAL	FUND-RAISING	TOTAL	PROGRAM SERVICES	MANAGEMENT AND GENERAL	FUND-RAISING	TOTAL
Compensation and related expenses								
Salaries	$ 51,608	$ 10,322	$ 6,881	$ 68,811	$ 50,326	$ 10,065	$ 6,710	$ 67,101
Payroll taxes	3,814	763	509	5,086	3,734	747	498	4,979
	55,422	11,085	7,390	73,897	54,060	10,812	7,208	72,080
Program expenses	93,473	-	-	93,473	71,065	-	-	71,065
Rent	11,882	-	-	11,882	10,560	-	-	10,560
Insurance	8,086	1,838	1,225	11,149	11,737	2,347	1,565	15,649
Telephone	1,954	423	282	2,659	2,349	470	313	3,132
Conferences and training	217	-	-	217	660	-	-	660
Office supplies and postage	3,493	699	466	4,658	6,190	1,238	825	8,253
Repairs and maintenance	3,320	-	-	3,320	5,287	-	-	5,287
Advertising and marketing	275	-	-	275	15	-	-	15
Professional services	-	2,135	-	2,135	-	2,085	-	2,085
Depreciation	2,384	-	-	2,384	3,293	-	-	3,293
Miscellaneous	3,461	1,833	1,222	6,516	1,381	395	197	1,973
TOTAL EXPENSES	$ 183,967	$ 18,013	$ 10,585	$ 212,565	$ 166,597	$ 17,347	$ 10,108	$ 194,052

See notes to financial statements.

PEOPLE AND ANIMAL LEARNING SERVICES, INC.
STATEMENTS OF CASH FLOWS
YEARS ENDED DECEMBER 31, 2010 (AUDITED) AND 2009 (UNAUDITED)

	2010	2009
OPERATING ACTIVITIES		
Increase (decrease) in net assets	$ (7,477)	$ 41,192
Adjustments to reconcile change in net assets to net cash provided by (used in) operating activities:		
Depreciation	2,384	3,293
(Gain) loss on sale of asset	1,831	(417)
Horse in-kind income	(500)	(3,500)
(Increase) decrease in current assets:		
Accounts receivable	(753)	(84)
Prepaid insurance	(1,102)	689
Increase (decrease) in current liability:		
Accounts payable	(1,936)	419
Net Cash Provided by (Used in) Operating Activities	(7,553)	41,592
INVESTING ACTIVITY		
Proceeds from sale of asset	2	500
Net Increase (Decrease) in Cash	(7,551)	42,092
Cash at beginning of year	82,744	40,652
Cash at End of Year	$ 75,193	$ 82,744
SUPPLEMENTAL DISCLOSURE OF CASH FLOW INFORMATION:		
Property received from:		
In-kind donations	$ 500	$ 3,500

See notes to financial statements.

(1) SUMMARY OF SIGNIFICANT ACCOUNTING POLICIES

Nature of Operations

The Organization provides therapeutic animal assisted activities to children and adults with physical, learning or emotional disabilities in southern Indiana.

Use of Estimates

Management uses estimates and assumptions in preparing financial statements in accordance with generally accepted accounting principles. These estimates and assumptions affect the reported amounts of assets and liabilities, the disclosure of contingent assets and liabilities, and the reported revenues and expenses. Actual results could vary from the estimates that were used.

Property and Equipment

The Organization uses the straight-line method of computing depreciation at rates adequate to amortize the cost of the applicable assets over their useful lives.

Items capitalized as part of equipment are valued at cost. Maintenance and repairs are expensed as incurred. The asset cost and related accumulated depreciation of assets sold or otherwise disposed of are removed from the related accounts and any gain or loss is included in operations.

Income Taxes

The Organization is a non-profit organization, organized under the laws of the State of Indiana, and is exempt from income taxes under Section 501(c)(3) of the Internal Revenue Code. Accordingly, the financial statements do not provide for income taxes.

Effective January 1, 2009, the Organization implemented the accounting guidance for uncertainty in income taxes using the provisions of Financial Accounting Standards Board [FASB] ASC 740, Income Taxes. Using that guidance, tax positions initially need to be recognized in the financial statements when it is more-likely-than-not the position will be sustained upon examination by the tax authorities.

As of December 31, 2010, the Organization had no uncertain tax positions that qualify for either recognition or disclosure in the financial statements. The Organization files federal and Indiana income tax returns. Returns filed in these jurisdictions for the tax years ended on or after December 31, 2007 are subject to examination by the relevant taxing authorities.

Basis of Accounting

The financial statements have been prepared on the accrual basis of accounting.

(1 – continued)

Basis of Presentation

The Organization reports information regarding its financial position and activities in one class of net assets: unrestricted. No temporarily or permanently restricted net assets existed at December 31, 2010 and 2009. The terms are defined below:

Unrestricted net assets - Net assets that are not subject to donor-imposed stipulations.

Donations

Donations, other than cash, are recorded at their fair market value as of the date of donation. Donated services that require specific expertise and would normally have been purchased and donated services that create or enhance non-financial assets are recorded at fair market value. Those donated services that do not meet these specific criteria are not reflected in the financial statements.

Advertising

People and Animal Learning Services expense advertising costs as they are incurred. Advertising expense was approximately $ 275 and $ 15 for the years ended December 31, 2010 and 2009, respectively.

Accounts Receivable

People and Animal Learning Service's accounts receivables are recorded when services are rendered and are presented in the Statements of Financial Position net of bad debts. The valuation of accounts receivable is based upon a detailed analysis of past due accounts, contractual agreements,, and the history of uncollectible accounts. Credit is extended on an unsecured basis.

(2) REVOLVING LINE OF CREDIT

The Organization has a revolving line of credit with Old National Bank in the amount of $20,000. The interest rate charged on this line of credit is the prime rate plus .75% which at December 31, 2010, was 4.00%. As of December 31, 2010 the Organization had not borrowed against this line of credit.

(3) OPERATING LEASE

The Organization currently leases real estate under an operating lease, which expires December 31, 2013. Provisions exist in the lease for reduction in required monthly payments for improvements and repairs made by the Organization and an option to renew for an additional three year period. Termination provisions exist if suitable donated real estate becomes available. Lease expense for 2010 and 2009 was $10,560 and $10,560, respectively.

The following are future minimum rental payments required under leases that have initial or remaining lease terms in excess of one year as of December 31, 2010. The annual lease payments of $11,616 continue until December 31, 2013 for a total of $34,848.

(4) SUBSEQUENT EVENTS

The Organization has evaluated whether any subsequent events that require recognition or disclosure in the accompanying financial statements and related notes thereto have taken place through June 17, 2011, the date these financial statements were issued. The Organization has determined that there are no such subsequent events.

Jack Hopkins Social Services Funding Application

Funding Sheet

Lead Agency:

Name Planned Parenthood of Indiana

Is the Lead Agency a 501(c)(3)? ☒ Yes ☐ No | Is this a collaborative project? ☐ Yes ☒ No

Number of Agency Employees: Full-time 117 Part-time 43 Volunteers 170

Address where Project will be facilitated or housed:
421 South College Avenue, Bloomington, Indiana 47403

Name of Project Administrator: Judi Morrison

Address 200 South Meridian Street, Suite 400, Indianapolis, Indiana 46225

Telephone & E-mail judi.morrison@ppin.org 317-637-4314

Name of other participating agencies, if different from Lead Agency:

Proposed Project:

Title of Project: Love, Sex, and the Freshman 15

Total Cost of Project: $59,659.00

Requested JHSSF Amount: $4,975.00

Other Funds Expected for Project:

Amount	Source	Confirmed or Pending
$1,250	Sara and Albert Reuben Trust	Confirmed
~~000~~ 5,000	Community Foundation of Monroe County	Pending

Number of Clients Served by this Project in 2012: 274

Number of City Residents Served by this Project in 2012: 274

Is this a request for operational costs? ☒ Yes ☐ No

If "yes," is the request for a pilot project or for bridge funding? ☒ Pilot ☐ Bridge

Example:
Tables: 5 tables @ $12.00 each
Chairs: 20 chairs @ $8.00 each

Funding Information:

Please note: Due to limited funds, the Committee often recommends partial funding for a program. In the interest of helping the Committee best decide how to distribute funds, please provide an itemized list of program elements, ranked by priority and their costs.

ITEM	COST
Program expenses	$2,084.40
Parking	$ 84.00
Supplies	$ 1,935.60
Coupons for STD testing	$ 871.00

Claim Submission Date: *(check one)*

☐ July 2012 – September 2012 ☑ October 2012 – December 2012

☐ Other

Jack Hopkins Social Services Funding Application
Agency Contact Sheet

Lead Agency:

Name: Planned Parenthood of Indiana

Address: 200 South Meridian Street, Suite 400
Indianapolis, Indiana 46225

Phone & E-Mail: 317-637-4343 grants@ppin.org

Website: www.ppin.org

President of Board of Directors: Deborah Simon

Director Information

Director of Lead Agency: Betty Cockrum, President & CEO

Director's Address: 200 South Meridian St., Suite 400, Indianapolis, Indiana 46225

Phone & E-Mail: 317-637-4332 betty.cockrum@ppin.org

Presenter Information

Name of Person to Present Application to the Committee: Judi Morrison

Address: 200 South Meridian St., Suite 400, Indianapolis, Indiana 46225

Phone & E-mail: 317-637-4314 judi.morrison@ppin.org

Grant Writer Information

Name of Grant Writer: Gurinder Hohl

Address: 200 South Meridian St., Suite 400, Indianapolis, Indiana 46225

Phone & E-Mail: 317-637-4320 gurinder.hohl@ppin.org

Please also include:

- The Agency's Mission Statement in Two-Page Application Narrative
- A Simple Program Budget for use of requested funds (please check your math)
- A year-end financial statement that includes fund balances and total revenue & expenditures

Planned Parenthood of Indiana
Proposal to Jack Hopkins Social Services Funding Committee
April 2012

Since 1932, Planned Parenthood of Indiana (PPIN) has provided medical and educational services to Hoosiers throughout the state of Indiana. At PPIN, we choose to provide comprehensive reproductive health care and to protect through prevention—educating honestly and accurately.

Our health center in Bloomington located at 421 South College Avenue has served the residents of the City of Bloomington and Monroe County for 48 years—providing high-quality, affordable health care and accurate, non-judgmental sexual health education and counseling. In 2011, our highly trained staff—doctors, nurses and educators served 5,646 patients, youth, parents and other community members who reside in the City of Bloomington/Monroe County. Specifically, our health educator in Bloomington collaborated with local agencies such as Middle Way House, La Casa, Stepping Stones, Harmony High School and Indiana University to provide sexual health education sessions and outreach to 1,239 young people (ages 12 to 24 years), parents, key informants and other professionals.

The need to provide comprehensive sexual health education programs and access to support services to residents of Bloomington continues to grow. Even though young people, ages 15-19 years old, represent only 25% of sexually active Americans, they account for nearly half of new sexually transmitted diseases (STDs) annually. Data released by the Centers for Disease Control and Prevention (CDC) indicate that adolescents, ages 15-19 years old, have the highest prevalence rates of many STDs—each year, approximately nine million new STDs are reported among teens and young adults in the United States. The Indiana State Department of Health's *Indiana State Improvement Plan (2011-2016)*, has identified reducing the burden of STDs, HIV and viral hepatitis as one of the six health priorities for the state. According to the recently released *The County Health Rankings* published by the University of Wisconsin Population Health Institute, in collaboration with the Robert Wood Johnson Foundation, residents of Monroe County remain at risk of STDs and have inadequate social support. The *2010-2014 Consolidated Plan* developed by the City of Bloomington's Housing and Neighborhood Department also recognizes that, *"it is important to the health of the community to provide a safety net for those in need"* and specific to youth issues, *"provide funding to non-profit organizations that provide valuable services to improve quality of life and provide a safety net for community members in need."*

The Guttmacher Institute's *"Facts on American Teens' Sources of Information about Sex"* reports that in 2006-2008, even though most teens and young adults had received formal instruction about STDs, HIV or abstinence, about one-third of young people had not received any formal instruction about contraception and only 62% of males had received this instruction compared to females (70%). The Youth Risk Behavior Survey (2010) conducted by CDC reveals that three-quarters of Hoosier adolescents have used alcohol and more than a third have used marijuana. Almost half of adolescents in Indiana

(49.2%) have had sexual intercourse, while approximately one-third is currently sexually active. An encouraging 89.6% of Indiana adolescents have been taught about HIV and AIDS infection in school, yet only 58% used a condom during the last sexual intercourse.

As a local nonprofit, PPIN works every day to reduce the burden of poor health outcomes among youth and young adults—by providing tailored sexual health education programs and support to parents, educators and community members through outreach. Our Bloomington health center serves as a safety net for vulnerable residents of Bloomington—those who are uninsured, underinsured and economically disadvantaged. Sixty-nine percent of our clients are at or below 150 percent federal poverty level. Our health educator at this health center, Mai-Lin Poon, provides evidence-based, health education sessions to middle and high school and college students in Bloomington—she replaces fear with facts and misinformation with education every day. At PPIN, believe that by providing preventive education and health services, we help Bloomington's youth and their families to stay healthy, live longer, lead more productive lives by becoming self-sufficient by attending to their education, careers and families.

PPIN is requesting funding support in the amount of $4,975 from the Jack Hopkins Social Services Funding Committee (JHSSFC) to implement an innovative multi-session health education program, *"Love, Sex, and the Freshman 15"* targeting young adults in Bloomington. This program will consist of four interactive sessions during which participants will learn about healthy sexual relationships, myths and beliefs about safe sex practices, lesbian, gay, bisexual, transgender and queer (LGBTQ) issues, contraceptive methods, along with strategies to develop good communication skills, increase self-esteem and decrease risk of sexually transmitted diseases and HIV/AIDS. A total of twelve sessions will be provided from August through December 2012. This program will address the increasing demand of comprehensive sexual health education that equips young residents of Bloomington with skills and tools to engage in healthy behaviors and decrease risk of poor health outcomes, including unintended pregnancies and sexually transmitted diseases. Participants who complete all four sessions and are interested in getting tested for STDs, will receive coupons to receive free testing for chlamydia and gonnorhea at our Bloomington health center—those who test positive will also have the opportunity receive treatment at our health center.

The success of our *Half-Price HIV Testing* program implemented in 2011 with funding support from JHSSFC demonstrates our ability to reach the target population, as well as the need for education and prevention services. PPIN collects and analyzes qualitative and quantitative data, including age, race/ethnicity, gender to determine the effectiveness of our programs. We will implement pre-and-post-tests and conduct program evaluation to gather information regarding increase in participants' knowledge, attitude and skills. We will also utilize the feedback provided by participants to make modifications (if needed) in the implementation of the proposed program. With your support, PPIN can continue with its commitment of ensuring that doors of opportunity remain open for those who need us the most—making a positive impact in the communities we serve.

Planned Parenthood of Indiana
Program Budget

The budget outlined below includes costs to provide comprehensive sexual health education to youth and other residents of Bloomington. PPIN is requesting $4,975 to support the expenses associated with 12-sessions of the proposed *"Love, Sex, and the Freshman 15"* to young people in the City of Bloomington. This program will be offered in partnership with Indiana University and includes costs associated with parking fees for health educator, and to purchase program specific supplies and coupons for program participants.

The budget below includes costs that will be covered by PPIN and other funding sources, including the Sara and Albert Reuben Trust. PPIN continually seeks funding to support its educational initiatives and plans to request support from the local community foundation during its funding cycle in 2012.

Item	Cost to provide comprehensive sexual education programs	Amount requested from JHSSFC
Program expenses (includes personnel and other associated costs to provide educational programs in Bloomington	$48,172.80	$2,084.40
Parking for health educator calculated at $7 per day for 12 sessions	$84.00	$84.00
Coupons for STD testing (calculated at $21 per coupon for 274 participants)	$5,754.00	$871.00
Program supplies (includes pens, brochures, promotional items, and other materials such as male and female condoms)	$5,648.20	$1,935.60
Total	**$59,659.00**	**$4,975.00**

Planned Parenthood of Indiana
Year-end Financial Statement
Period ending December 31, 2011

Planned Parenthood of Indiana
Income and Expense Statement
Total Agency Detail
For The Month Ended 12/31/2011

	Current Month			Year To Date			Total
	Budget	Actual	$ Variance	Budget	Actual	$ Variance	Annual Budget
REVENUE							
CONTRIBUTIONS							
Individual Contributions	60,833	91,004	30,171	239,996	400,683	160,687	494,000
Corp/Bus Contributions				1,000		-1,000	2,500
PPFA Contributions	14,000	25,744	11,744	14,000	26,324	12,324	14,000
Bequests	10,000	30,000	20,000	10,000	30,000	20,000	30,000
Special Events		3,237	3,237	2,500	9,997	7,497	5,000
United Way Designations	3,167	4,890	1,723	19,002	28,111	9,109	38,004
Workplace Giving (Fed/St)	1,250	7,331	6,081	7,500	13,815	6,315	15,000
Total Contributions	89,250	162,206	72,956	293,998	508,930	214,932	598,504
GRANTS							
Corp/Bus Grants	3,000	8,000	5,000	12,500	164,820	152,320	29,500
Foundation Grants	4,167	71,255	67,088	84,000	234,429	150,429	177,000
PPFA Grants							6,500
Total Grants	7,167	79,255	72,088	96,500	399,249	302,749	213,000
GOVERNMENT CONTRACTS & GRANTS							
Title V	30,723	36,328	5,605	184,338	167,411	-16,927	368,679
Title X	74,472	75,300	828	446,830	324,000	-122,830	893,680
Title XX	21,955	9,387	-12,568	131,727	53,876	-77,851	263,472
HIV Integration	7,084	6,666	-418	42,504	40,834	-1,670	85,000
State Board of Health-STD	12,500	9,403	-3,097	74,996	72,300	-2,696	150,000
TANF					203,062	203,062	
Total Govnmt Contracts/Grants	146,734	137,084	-9,650	880,395	658,421	-221,974	1,760,831
PATIENT SERVICES REVENUE							
Patient Services Fees	765,221	606,678	-158,543	4,525,927	3,739,423	-786,504	9,059,502
Patient Contributions	8,496	5,570	-2,926	50,569	29,991	-20,578	101,291
Medicaid	130,836	97,338	-33,498	773,971	582,297	-191,674	1,549,024
Insurance	51,350	58,449	7,099	303,984	319,009	15,025	608,558
Clinic Over (Short)					422	422	
Total Patient Services Revenue	955,903	768,035	-187,868	5,654,451	4,671,142	-983,309	11,318,375
EDUCATION REVENUE							
Program Fees	239		-239	2,259	5,500	3,241	4,935
Total Education Revenue	239		-239	2,259	5,500	3,241	4,935
IN-KIND CONTRIBUTIONS							
Contraceptives/Therapeutics	400	5,956	5,556	19,375	37,883	18,508	34,015
In kind Contributions							157,377
Total In-Kind Contributions	400	5,956	5,556	19,375	37,883	18,508	191,392
MISCELLANEOUS INCOME							
Interest Income	3,067	1,787	-1,280	18,400	15,701	-2,699	36,800
Investments Income	9,500	2,255	-7,245	57,000	15,822	-41,178	114,000
Rental Income	3,915	4,072	157	23,490	24,115	625	46,980
Miscellaneous Income	70	135	65	420	212	-208	840
Discounts Taken	2,750	460	-2,290	16,500	14,141	-2,359	33,000
Total Miscellaneous Income	19,302	8,709	-10,593	115,810	69,991	-45,819	231,620

28INC

Income and Expense Statement
Total Agency Detail
For The Month Ended 12/31/2011

	Current Month			Year To Date			Total
	Budget	Actual	$ Variance	Budget	Actual	$ Variance	Annual Budget
INTER-FUND TRANSFER Mgmt	17,652	14,785	-2,867	105,917	22,437	-83,480	211,833
INTER-FUND TRANSFER Education							
INTER-FUND TRANSFER-WHF	24,651	34,304	9,653	147,906	141,053	-6,853	295,812
INTER-FUND TRANSFER-AB/JUSTICE	38,875	36,802	-2,073	233,250	189,139	-44,111	466,500
Total Inter-Fund Transfers	81,178	85,891	4,713	487,073	352,629	-134,444	974,145
Total Operating Revenue	1,300,173	1,247,136	-53,037	7,549,861	6,703,745	-846,116	15,292,802

Planned Parenthood of Indiana
Income and Expense Statement
Total Agency Detail
For The Month Ended 12/31/2011

EXPENSES	Current Month Budget	Current Month Actual	Current Month $ Variance	Year To Date Budget	Year To Date Actual	Year To Date $ Variance	Total Annual Budget
SALARIES & BENEFITS							
Salaries & Wages	494,631	494,580	-51	2,968,078	2,841,939	-126,139	5,936,006
Temporary Labor	17,607	289	-17,318	105,642	8,268	-97,374	212,264
Fringe Benefits	93,894	108,478	14,584	563,346	641,424	78,078	1,126,699
Total Salaries & Benefits	606,132	603,347	-2,785	3,637,066	3,491,631	-145,435	7,274,969
OCCUPANCY							
Rent	71,530	67,355	-4,175	426,181	416,394	-9,787	872,223
Grounds, Janitorial, & Maint.	9,323	11,027	1,704	55,938	62,123	6,185	111,876
Utilities	10,986	11,093	107	65,916	64,778	-1,138	131,832
Telephone Services	13,217	17,384	4,167	93,300	99,038	5,738	186,600
Security Services	8,516	9,700	1,184	50,454	45,806	-4,648	101,550
Medical Waste Removal	1,417	1,580	163	9,382	9,065	-317	18,764
Property Insurance	4,026	2,804	-1,222	24,156	16,840	-7,316	48,312
Equipment Leasing	9,684	11,726	2,042	59,104	51,791	-7,313	117,708
Equipment Repairs					294	294	
Small Equipment Purchases	1,959	1,318	-641	13,179	4,237	-8,942	21,983
Small Equipment Purchases - IT		2,429	2,429		8,569	8,569	
Total Occupancy	130,658	136,416	5,758	797,610	778,935	-18,675	1,610,848
CONTRACT & PROFESSIONAL FEES							
Contract Labor	12,920	8,662	-4,258	73,253	64,727	-8,526	140,949
Contract Labor-IT	4,680		-4,680	28,908	12,547	-16,361	58,118
Employment Ads	350	2,396	2,046	2,351	3,182	831	4,577
Dues & Memberships	594	1,132	538	2,902	9,223	6,321	5,704
PPFA Dues	16,947	16,489	-458	101,684	98,934	-2,750	203,368
Audit Fees	3,646	7,646	4,000	21,875	36,175	14,300	43,750
Payroll Processing Fees	1,930		-1,930	11,582		-11,582	23,163
Legal	366		-366	2,196		-2,196	4,392
Other Outside Consultants	3,542		-3,542	9,250	1,000	-8,250	15,500
Total Contract Fees	44,975	36,325	-8,650	254,001	225,788	-28,213	499,521
MILEAGE, TRAVEL, CONFERENCES							
Mileage	5,083	3,549	-1,534	31,698	31,487	-211	62,600
Lodging	735		-735	6,598	12,535	5,937	11,527
Parking	290	179	-111	1,922	881	-1,041	3,662
Meals	170	925	755	1,784	5,405	3,621	3,052
Airfare, Taxi, Shuttle, Tolls	637	-49	-686	6,403	13,603	7,200	12,617
Conferences Fees	119	1,332	1,213	12,414	8,697	-3,717	16,428
Educational Workshops	1,015		-1,015	7,428	2,880	-4,548	13,276
Stipends				1,500	502	-998	2,000
Annual Staff & Regional Meetgs				1,000	311	-689	5,000
Board/Committee Meetings	171		-171	428		-428	856
Total Mileage, Travel, Conf	8,220	5,936	-2,284	71,175	76,301	5,126	131,018
CLINIC MEDICAL EXPENSES							
Malpractice Insurance	16,232	14,859	-1,373	97,392	93,401	-3,991	194,784
Physician Fees	15,542	21,904	6,362	94,752	112,004	17,252	194,004
Lab Fees	32,794	18,905	-13,889	194,197	112,074	-82,123	546,177
Contraceptives & Therapeutics	257,654	178,989	-78,665	1,541,467	1,109,736	-431,731	3,080,815
Expired & Unusable Goods	2,246	346	-1,900	13,476	7,544	-5,932	26,952
Clinic Supplies	38,197	36,117	-2,080	226,772	210,440	-16,332	454,068
Total Clinic Medical Expenses	362,665	271,120	-91,545	2,168,056	1,645,199	-522,857	4,496,800

28INC

Income and Expense Statement
Total Agency Detail
For The Month Ended 12/31/2011

	Current Month Budget	Current Month Actual	Current Month $ Variance	Year To Date Budget	Year To Date Actual	Year To Date $ Variance	Total Annual Budget
GENERAL							
Patient Recruitment Ads	23,000		-23,000	118,000	154,261	36,261	225,000
Donor Recruitment	75	98	23	575	245	-330	1,175
Printing	4,327	8,575	4,248	24,210	17,855	-6,355	41,170
Brochures & Pamphlet	1,164	2,475	1,311	7,284	8,256	972	14,668
Promotional Items	732	2,331	1,599	7,014	4,954	-2,060	11,652
Special Events Expenses	267	3,029	2,762	8,247	4,221	-4,026	12,778
Subscriptions & News Clipping	175		-175	1,050	1,245	195	2,100
Resource Center Materials					798	798	
Educational Materials	104	4,272	4,168	1,832	8,539	6,707	2,756
Office Supplies	6,012	5,750	-262	36,980	26,603	-10,377	73,049
Software Subscriptions	11,909	7,511	-4,398	72,578	27,302	-45,276	155,665
Postage & Shipping	8,667	7,333	-1,334	46,950	35,433	-11,517	92,450
Records Storage/Destruction	1,916	3,786	1,870	11,498	13,140	1,642	22,993
License & fees		92	92		232	232	
Bank Service Charges	1,845	2,043	198	11,070	12,639	1,569	22,140
Bank Merchant Credit Card Fees	8,627	6,757	-1,870	50,462	44,856	-5,606	101,024
Investment Admin Fees	606	1,411	805	3,636	5,900	2,264	7,272
Sales Tax	1,485	1,528	43	8,910	8,992	82	17,820
Taxes	442	2,647	2,205	15,869	11,410	-4,459	31,738
Miscellaneous Other	225		-225	450	3,663	3,213	13,308
Contributions	125	2,200	2,075	1,250	3,035	1,785	1,500
Advocates Grant	4,246	2,246	-2,000	25,478	25,478		50,955
Bad Debts Expense	4,667		-4,667	28,002	24,660	-3,342	56,004
OPS Allocation	2	-4,741	-4,743	-1	-2	-1	-1
Indirect Cost Allocation	-2	2	4		-1	-1	
Total General Expenses	80,616	59,345	-21,271	481,344	443,714	-37,630	957,216
Total Operating Expenses	1,233,266	1,112,489	-120,777	7,409,252	6,661,568	-747,684	14,970,372
Incr (Decr) in Operations	66,907	134,647	67,740	140,609	42,177	-98,432	322,430
Non Operating Income(Expenses)							
Realized Gains/Losses		-384	384		-534	534	
Unrealized Gains/Losses		-17,947	17,947		-181,637	181,637	
Sale of Property		60	-60		90	-90	
Depreciation	-24,866	-23,547	-1,319	-144,694	-145,291	597	-313,869
Total Non Operating Inc(Exp)	-24,866	-41,818	16,952	-144,694	-327,372	182,678	-313,869
Incr (Decr) in Fund Assets	42,041	92,829	50,788	-4,085	-285,195	-281,110	8,561

Planned Parenthood®
of Indiana

April 5, 2012

Susan Sandberg
Chair
2012 Jack Hopkins Social Services Funding Committee
City of Bloomington Common Council
401. N. Morton Street
Bloomington, Indiana 47404

Dear Ms. Sandberg,

Planned Parenthood of Indiana (PPIN) is pleased to submit our application to request funding support from the Jack Hopkins Social Services Funding Committee. PPIN deeply appreciates the generous and continued support of the Jack Hopkins Social Services Committee—with your support in 2011, we were able to offer half-price HIV testing at our health center located in Bloomington.

For 80 years, PPIN has been providing health care information and services to Hoosiers. As a local nonprofit, we are committed to ensuring the health and welfare of the communities we serve. As outlined in our application, with your support in 2012, we hope to address the need to provide medically-accurate and evidence-based comprehensive sexual health education to the residents of the City of Bloomington/Monroe County.

Should you have any questions regarding these documents or PPIN, please do not hesitate to contact Gurinder Hohl, Grants Officer, at gurinder.hohl@ppin.org.

Thank you for your consideration.

Sincerely,

Jen Hancock
Director of Donor Management

Enclosures: Program Narrative & Budget
Funding Sheet
Agency Contact Sheet
Year-end Financial Statement (ending 12/31/2011)

200 South Meridian Street, Suite 400 • Indianapolis, Indiana 46225
Mailing Address: P.O. Box 367 • Indianapolis, IN 46206-0367
Main 317.637.4343 • Fax 317.637.4514 • www.ppin.org

Jack Hopkins Social Services Funding Application

Funding Sheet

Lead Agency:
Name The Salvation Army of Monroe County
Is the Lead Agency a 501(c)(3)? ☑ Yes ☐ No | Is this a collaborative project? ☐ Yes ☑ No
Number of Agency Employees: Full-time 14 Part-time 7 Volunteers 433 (in 2011)
Address where Project will be facilitated or housed:
111 N. Rogers St. Bloomington, Indiana 47404
Name of Project Administrator: Courtney Grau
Address 111 N. Rogers St. Bloomington, IN 47404
Telephone & E-mail 812-336-4310/courtney_grau@usc.salvationarmy.org
Name of other participating agencies, if different from Lead Agency:

Proposed Project:
Title of Project: Healthy Helpings program and garden
Total Cost of Project: $2,285.00
Requested JHSSF Amount: $1,214.10

Other Funds Expected for Project:

Amount	Source	Confirmed or Pending
$286.00	Community Donations	Pending
$500.00	Salvation Army Women's Auxiliary	Confirmed
$150.00	The Salvation Army	Confirmed

Number of Clients Served by this Project in 2012: N/A
Number of City Residents Served by this Project in 2012: N/A
Is this a request for operational costs? ☐ Yes ☑ No
If "yes," is the request for a pilot project or for bridge funding? ☐ Pilot ☐ Bridge

Example:	
Tables:	*5 tables @ $12.00 each*
Chairs:	*20 chairs @ $8.00 each*

Funding Information:
Please note: Due to limited funds, the Committee often recommends partial funding for a program. In the interest of helping the Committee best decide how to distribute funds, please provide an itemized list of program elements, ranked by priority and their costs.

ITEM	COST
Whirlpool ENERGY STAR Refrigerator	$1,214.10

Claim Submission Date: *(check one)*
☐ July 2012 – September 2012 ☐ October 2012 – December 2012
☑ Other

Jack Hopkins Social Services Funding Application

Agency Contact Sheet

Lead Agency:

Name: The Salvation Army of Monroe County

Address: 111 N. Rogers St. Bloomington, IN 47404

Phone & E-Mail: 812-336-4310/courtney_grau@usc.salvationarmy.org

Website: corps.salvationarmyindiana.org/bloomington/

President of Board of Directors: Dick McKaig

Director Information

Director of Lead Agency: Lt. Jonathan Fitzgerald

Director's Address: 111 N. Rogers St. Bloomington, IN 47404

Phone & E-Mail: 812-336-4310/jonathan_fitzgerald@usc.salvationarmy.org

Presenter Information

Name of Person to Present Application to the Committee: Courtney Grau

Address: 111 N. Rogers St. Bloomington, IN 47404

Phone & E-mail: 812-336-4310/courtney_grau@usc.salvationarmy.org

Grant Writer Information

Name of Grant Writer: Courtney Grau

Address: 111 N. Rogers St. Bloomington, IN 47404

Phone & E-Mail: 812-336-4310/courtney_grau@usc.salvationarmy.org

Please also include:

- The Agency's Mission Statement in Two-Page Application Narrative
- A Simple Program Budget for use of requested funds (please check your math)
- A year-end financial statement that includes fund balances and total revenue & expenditures

Jack Hopkins Social Services Funding Application 2012: The Salvation Army of Monroe County

AGENCY MISSION: The Salvation Army exists to preach the Gospel of Jesus Christ and to meet human needs in his name without discrimination. Since 1907, Bloomington residents have come to The Salvation Army for assistance with their most basic needs, and today it serves 250,000 of our neighbors every year. Through five distinct service departments they receive food, clothing, emergency financial assistance, after-school tutoring, religious services and child care. Although The Salvation Army is a faith-based organization, clients receive services without any type of proselytizing.

The Salvation Army also addresses community needs through key partnerships. Township Trustee aid recipients come to The Salvation Army to work off their hours, and a partnership with the Lions Clubs, Lens Crafters, and the IU School of Optometry provides glasses and eye care to fifty Monroe County residents annually. Additionally, clients are connected with job coaches and local employment opportunities though Job Links, a collaboration with RSVP. The Salvation Army also works in conjunction with My Sister's Closet through their voucher program and Bloomington Transit through its' annual Stuff a Bus campaign. In previous years, over twelve local churches have participated in The Salvation Army's annual Back to School program, providing over 600 local children with the necessary tools to succeed in the classroom. These are the many and varied ways that The Salvation Army meets human needs in Bloomington.

NATURE OF THE PROJECT: This spring marks the beginning of The Salvation Army's Healthy Helpings program, an initiative to provide fresh, nutrient dense food to be distributed through its food pantry; which serves approximately fifty low-income families each week. With the addition of 270 square feet of garden space at Butler Park Community Gardens, The Salvation Army will introduce organic produce to clients, encouraging them to incorporate more wholesome meals into their daily lives; thus benefiting the health of their entire family.

Beyond simply encouraging healthier choices, The Salvation Army will provide individuals and families with the necessary tools and information to ensure the success of this program. Each week, The Salvation Army will feature a wholesome five ingredient recipe and provide each family with the necessary ingredients to create each meal at home.

Over the course of a month, approximately seven to ten volunteers can sign up for time slots to assist with the gardening activities. As a result, volunteers will learn basic gardening skills, be encouraged to start their own gardens, and directly assist with preparation, planting, weeding, harvesting, and distributing the food to clients.

Additionally, Healthy Helpings will involve local children who attend our weekly 316 Club. The children will gain skills and experiences in the garden, learn how healthy foods set a foundation for a healthy lifestyle, and discover how food transforms from seed to plate.

AMOUNT BEING REQUESTED: The Salvation Army requests $1,214 to purchase a new, energy-efficient refrigerator to increase the amount of food storage capacity within The Salvation Army's Food Pantry and maximize the amount of produce yielded from the Healthy Helpings garden.

ADDRESS A PREVIOUSLY-IDENTIFIED PRIORITY FOR SOCIAL SERVICES FUNDING: The 2003 Service Community Assessment of Needs (SCAN), identified hunger as a significant issue in our community. According to SCAN results, many low-income families living in Monroe County reported a problem paying for food (39% of families with a household income less than $25,000 and 43% of families with household income less than $15,000) (p.57). Additionally, a high-percentage of families reported having sought emergency supplemental food assistance in the previous twelve months (23% of families with income less than $25,000 and 34% of families with less than $15,000 income) (SCAN p. 58).

To help alleviate this burden, The Salvation Army serves an average of 200 families in need of food assistance each month, and according to the Bloomington Housing Authority Survey, The Salvation Army was among the top three most highly utilized agencies among the general public services category (Consolidated Plan, p. 50). Furthermore, the SCAN report identifies specialized pantries as those that "redistribute food to people who need it, focusing on healthy food; organic, natural and whole foods; nutrition information and garden education," and through the Healthy Helpings garden initiative, The Salvation Army will do just that (p. 59).

The Salvation Army addresses Strategy #5, Public Services Assistance of the 2010-2014 Consolidated Plan for the City of Bloomington. Strategy #5 states, "Provide funding to non-profit organizations that serve low income individuals/families with their basic emergency needs: food, shelter and health care" (Consolidated Plan p. 19). The Salvation Army addresses all three aspects of this statement by providing groceries to low-income individuals living in Monroe County, up to one time per month. Also, The Salvation Army provides over-night hotel accommodations in the event of a natural disaster or house fire. Additionally, The Salvation Army provides prescription drug assistance for non-controlled substances to individuals who cannot afford their medication.

Strategy #5 also declares, "Provide funding to non-profit organizations that provide a safety net for community members in need" (Consolidated Plan p.19). By providing rent and utility assistance to local families in need, The Salvation Army provides a considerable level of security. Additionally, Strategy #5 affirms, "Provide funding to non-profit organizations that provide valuable services to improve quality of life" (Consolidated Plan p.19). Through The Salvation Army's Job Links program, clients are connected with job coaches and local employment opportunities, which leads to improved confidence and ability to care for oneself. Additionally, The Salvation Army's Child Development Center offers income-based child care, and free weekly tutoring is provided at the The Salvation Army's Community Center. Individuals that participate in these wonderful programs gain piece of mind, knowing their children are well-cared for. Also, they gain the necessary time to complete important tasks that are made easier without the presence of children, thus leading to an improved quality of life.

ASK FOR JHSSF FUNDS AS A ONE-TIME INVESTMENT: The Salvation Army is requesting funding for a one-time investment to purchase a new, energy-efficient refrigerator to increase the amount of food storage capacity within The Salvation Army's Food Pantry and maximize the amount of produce yielded from the Healthy Helpings garden. The Salvation Army has funding available to provide repairs on this appliance, in the event it needs improvements. Otherwise, no additional funding is needed to provide the benefits detailed above.

LEVERAGE MATCHING FUNDS OR OTHER FISCAL MECHANISMS: To ensure the success of this project, there are several leveraging funds available. The first is a 10% corporate/non-profit discount on the refrigerator from Lowe's. This translates to $134.90 that will be deducted from the total price of the appliance. Next, Community donations will provide the necessary tools and supplies to maintain the Healthy Helpings Garden. Additionally, The Salvation Army Women's Auxiliary has pledged $500 towards supplemental food supplies in order to create our wholesome recipes and The Salvation Army will cover the remaining administration costs of the project.

MAKE A BROAD AND LONG-LASTING CONTRIBUTION TO OUR COMMUNITY: With the Healthy Helpings program and garden, The Salvation Army will become a specialized pantry "redistributing food to people who need it, focusing on healthy food; organic, natural and whole foods; nutrition information and garden education," as outlined in the 2003 SCAN report (p. 59). Furthermore, the report highlights the need for agencies that attend to the needs of the hungry in Bloomington, Indiana and through the Healthy Helpings initiative, The Salvation Army will be at the fore-front of such agencies (SCAN p. 59).

Jack Hopkins Social Services Funding Application 2012 - Simple Budget

The Salvation Army of Monroe County

Budget Item	Cost	Funding Source	Confirmed	Pending
Lowe's Whirlpool ENERGY STAR Refrigerator	$ 1,349.00	Jack Hopkins		yes
Leverage Funds:				
Lowe's 10% Corporate/Non-Profit Discount	$ 134.90	Lowe's Home Improvement	yes	
Gardening Equipment	$ 286.00	Community Donations		yes
Supplemental Food for Recipes	$ 500.00	Salvation Army Women's Auxiliary	yes	
Project Administration	$ 150.00	The Salvation Army	yes	

Total Requested	$ 1,214.10
Total Leveraged Funds	$ 1,070.90
Total Project Cost	**$ 2,285.00**

Your Store:
Bloomington, IN

Whirlpool 17.7 Cu. Ft. Freezerless Refrigerator (Color: White) ENERGY STAR

Item #: 17952 | Model #: EL88TRRWQ

$1,349.00

Get 5%* Off Every Day or Special Financing**
Minimum Purchase Required

Do you have a question about this product?

FREE
Store Pickup
Your order will be ready for pickup from Lowe's Of Bloomington, IN by 04/10/2012

FREE
Lowe's Truck Delivery
Your order will be ready for delivery to you from Lowe's Of Bloomington, IN by 04/10/2012.

Parcel Shipping
Unavailable for This Order
Sent by carriers like UPS, FedEx, USPS, etc.

Whirlpool 17.7 Cu. Ft. Freezerless Refrigerator (Color: White) ENERGY STAR	$1,349.00
2-Year Major Appliance Extended Protection Plan ($1000-$1499.99)	$79.97
4-Year Major Appliance Extended Protection Plan ($1000-$1499.99)	$119.97

Description

17.7 Cu. Ft. Freezerless Refrigerator (Color: White) ENERGY STAR

- Frost free
- Flat smooth door
- Interior light
- Adjustable glass shelves
- Slide-out shelves
- 6 adjustable door bins
- Covered dairy compartment
- Clear meat pan
- Gallon-size door shelf
- 2 clear humidity controlled crispers
- Up-front temperature controls

Specifications

Appliance Color/Finish	White	Cabinet Color	White
Electronic Temperature Control	No	Door Handle(s) Color	White
Shelf Options	Sliding glass shelves	Door Texture	Smooth
Snack/Deli Drawer	No	Toe Grille Color	White
Pantry Drawer	No	Reversible Door	No
Temperature Controlled Drawer	No	Custom Door Kit Compatible	No
Door Shelves	7.0	Manufacturer's Warranty (Labor)	Limited 1-year
Gallon Door Storage	Yes	Manufacturer's Warranty (Parts)	Limited 1-year
Humidity-Controlled Crispers	2	Lowe's Exclusive	No
ENERGY STAR Qualified	Yes	Color/Finish Family	White
CEE Tier Qualified	CEE Tier I	CSA Safety Listing	No
Refrigerator Capacity (Cu. Feet)	17.7	ETL Safety Listing	No
Height to Top of Case (Inches)	66.0	UL Safety Listing	Yes
Height to Top of Door Hinge (Inches)	66.625	Door Style	Flat
Width (Inches)	30.0	Hidden Hinge	No
Depth (Including Handles) (Inches)	33.0	Handle Type	Standard
Depth (Excluding Handles) (Inches)	31.0	Door Alarm	No
Depth (Less Door) (Inches)	29.0	Air Filtration	No
Depth with Door Open (Inches)	59.0	Refrigerator Interior Lighting	Incandescent
Manufacturer Color/Finish	White		

© 2012 Lowe's. All rights reserved. Lowe's and the gable design are registered trademarks of LF, LLC

060 The Salvation Army - Bloomington Corp
Fiscal Year Beginning 10/1/2010
Budgeted Financial Statement for Period 12 September 100.00%
Summarized Consolidated - General Fund

Description	Budget Annual	Budget for Period	Actual for Period	Budget YTD	Actual YTD	Var. Actual to YTD Budget Dolla	Var. Actual to YTD Budget %	Actual YTD Last Year
I N C O M E - GENERAL								
CONTRIBUTIONS								
Unrestricted Donations & Solic	38,000.00	3,166.67	4,947.03	38,000.00	23,015.00	-14,985.00	60.57	35,778.41
Christmas-Other Income	12,000.00	.00	1,000.00	12,000.00	12,781.21	781.21	106.51	22,791.75
Christmas Kettles	123,543.00	.00	.00	123,543.00	123,543.36	.36	100.00	106,342.95
Kettle Kick Off	30,797.00	.00	.00	30,797.00	30,796.89	-.11	100.00	41,235.86
On Line Kettle Donations	875.00	17.50	.00	875.00	875.00	.00	100.00	1,750.00
Counter Kettles	946.00	.00	.00	946.00	943.52	-2.48	99.74	2,047.31
Christmas Mail Appeal	91,271.00	.00	.00	91,271.00	91,521.41	250.41	100.27	80,789.84
Camp Mail Appeal	2,000.00	.00	.00	2,000.00	5,335.00	3,335.00	266.75	6,712.00
Other Mail Appeal	56,500.00	2,929.30	616.12	56,500.00	43,486.12	-13,013.88	76.97	47,447.92
Internet Credit Card Donations	7,179.00	598.25	.00	7,179.00	7,444.51	265.51	103.70	250.18
Meeting Collections	2,236.00	186.33	93.25	2,236.00	1,868.02	-367.98	83.54	1,480.87
Cartridges	29,640.00	2,470.00	1,350.00	29,640.00	24,442.50	-5,197.50	82.46	30,495.00
World Services Donations	16,340.00	1,361.67	263.00	16,340.00	5,791.06	-10,548.94	35.44	4,491.93
Restricted Donations & Solic	.00	.00	12,023.00	.00	12,023.00	12,023.00	.00	2,702.00
Gifts-in-Kind	.00	.00	.00	.00	2,295.00	2,295.00	.00	2,400.00
SPECIAL FUND RAISING EVENTS								
Special Fund Raising Events	21,000.00	.00	.00	21,000.00	15,339.76	-5,660.24	73.05	5,185.75
ASSOCIATED ORGANIZATIONS								
Reimbursement from Custodial F	.00	.00	-32.59	.00	.00	.00	.00	173.36
World Service from Custodial F	100.00	.00	100.00	100.00	100.00	.00	100.00	100.00
Project from Custodial funds	.00	.00	.00	.00	.00	.00	.00	50.00
THQ Donated Rent Revenue	.00	.00	13,199.00	.00	13,199.00	13,199.00	.00	.00
DHQ Allocation Nonexempt	26,000.00	2,166.67	25,038.68	26,000.00	107,210.44	81,210.44	412.35	84,081.07
DHQ Allocation Exempt	53,000.00	4,416.67	.00	53,000.00	400.06	-52,599.94	.75	14,756.23
Women's Auxiliary Appropriatio	.00	.00	32.59	.00	4,034.58	4,034.58	.00	2,596.63
UNITED WAY								
United Way Allocation	33,865.00	2,822.08	-10,304.17	33,865.00	19,932.32	-13,932.68	58.86	19,441.45
United Way Donor Designated	.00	.00	52.50	.00	1,855.02	1,855.02	.00	4,803.03
United Way Temp. Restricted	.00	.00	14,170.90	.00	14,170.90	14,170.90	.00	13,138.36
Unassoc & Non-Federated								
Unassoc & Non-Federated Fund	15,000.00	1,250.00	.00	15,000.00	3,203.74	-11,796.26	21.36	37,505.84
GOVERNMENT FUNDS								
Public Funds	37,000.00	3,083.33	.00	37,000.00	2,978.47	-34,021.53	8.05	32,504.41
Public Funds FEMA	5,000.00	416.67	.00	5,000.00	.00	-5,000.00	.00	1,000.04
MEMBERSHIP DUES								
PROGRAM SERVICES FEES								
Program Service Fees	60,000.00	5,000.00	6,641.00	60,000.00	24,898.23	-35,101.77	41.50	43,273.41
SALES TO THE PUBLIC								
Vending Machine Sales	1,100.00	91.66	.00	1,100.00	177.90	-922.10	16.17	250.83
Store Sales	202,000.00	16,833.33	13,538.68	202,000.00	175,967.66	-26,032.34	87.11	187,703.68
Welfare Sales	50,000.00	4,166.67	4,083.78	50,000.00	50,600.37	600.37	101.20	44,571.72
Rags Sales	7,000.00	583.33	.00	7,000.00	4,774.88	-2,225.12	68.21	1,437.27
Sales - Changes in Inventory	.00	.00	-203.56	.00	-203.56	-203.56	.00	-646.28
INVESTMENT INCOME								
Gain or Loss on Sale of Assets	.00	.00	.00	.00	.00	.00	.00	5,000.00
INTEREST INCOME								
Interest Income	700.00	58.33	23.08	700.00	182.72	-517.28	26.10	521.97
MISCELLANEOUS INCOME								
Sundry Income	.00	.00	.00	.00	.00	.00	.00	700.00
Net Assest Released	.00	.00	15,678.24	.00	15,678.24	15,678.24	.00	12,909.51
Temp. Rest. Net Assets Release	.00	.00	-15,678.24	.00	-15,678.24	-15,678.24	.00	-12,909.51

Description	Budget Annual	Budget for Period	Actual for Period	Budget YTD	Actual YTD	Var. Actual to YTD Budget Dolla	Var. Actual to YTD Budget %	Actual YTD Last Year
TOTAL INCOME	923,092.00	51,618.46	86,632.29	923,092.00	824,984.09	-98,107.91	89.37	884,864.79
EXPENSES - GENERAL								
SALARIES & ALLOWANCES								
Officer Allowance	21,824.00	1,818.66	1,820.00	21,824.00	22,293.00	469.00	102.15	20,365.50
Officer Allowance - Tax Grant	8,356.00	2,089.00	.00	8,356.00	12,874.00	4,518.00	154.07	9,341.00
Officer Allowance - Household	.00	.00	23.48	.00	78.13	78.13	.00	.00
Officer Allowance - Child Care	5,668.00	472.33	520.00	5,668.00	4,723.00	-945.00	83.33	4,672.50
Second Officer Allowance	1,131.00	94.25	.00	1,131.00	.00	-1,131.00	.00	.00
Secnd Officer Allow-Child Care	4,060.00	338.33	.00	4,060.00	.00	-4,060.00	.00	.00
Exempt EE Wages	78,713.00	6,559.42	7,718.54	78,713.00	76,938.32	-1,774.68	97.75	89,749.02
Non Exempt EE Wages	224,918.00	18,743.16	24,410.49	224,918.00	170,718.76	-54,199.24	75.90	112,991.05
Seasonal EE Wages	44,725.00	.00	.00	44,725.00	32,423.78	-12,301.22	72.50	.00
Other Staff Salaries	.00	.00	.00	.00	.00	.00	.00	96,083.89
OFFICER & EMPLOYEE BENEFITS								
Employee Life Ins.	370.00	30.84	22.96	370.00	275.52	-94.48	74.46	272.16
Officer Life Insurance	128.00	10.67	11.06	128.00	132.72	4.72	103.69	131.04
Medical and Hospital	85,860.00	7,155.00	4,224.00	85,860.00	53,303.60	-32,556.40	62.08	60,864.40
Officer Health Ins.	9,705.00	808.75	812.49	9,705.00	9,749.88	44.88	100.46	9,048.00
Employee Pension & Retirement	13,892.00	3,473.00	696.74	13,892.00	5,464.53	-8,427.47	39.34	6,905.84
Officer Pension	6,600.00	550.00	550.00	6,600.00	6,600.00	.00	100.00	6,000.00
PAYROLL TAXES								
FICA Taxes - SA Portion	26,650.00	2,220.83	2,393.12	26,650.00	20,942.25	-5,707.75	78.58	21,961.28
Other Payroll Taxes	7,593.00	632.76	294.25	7,593.00	3,531.00	-4,062.00	46.50	3,554.64
PROFESSIONAL FEES								
Professional Fees and Expenses	16,844.00	1,403.68	1,586.22	16,844.00	18,830.47	1,986.47	111.79	27,213.58
SUPPLIES								
Ed., Rec., & Craft Supplies	4,800.00	400.00	486.23	4,800.00	5,848.13	1,048.13	121.84	8,490.93
Food Purchased Supplies	3,000.00	250.00	506.84	3,000.00	2,254.95	-745.05	75.17	13,049.15
Uniform Assistance - Officers	250.00	20.83	.00	250.00	64.30	-185.70	25.72	136.14
Uniform Assistance - Employees	200.00	16.67	.00	200.00	211.95	11.95	105.98	.00
Uniform Assistance - Soldiers	150.00	12.50	246.62	150.00	322.13	172.13	214.75	511.69
Office Supplies	4,700.00	391.66	961.63	4,700.00	6,347.68	1,647.68	135.06	6,828.10
Supplies for Re-sale	.00	.00	.00	.00	13.96	13.96	.00	52.14
TELEPHONE								
Telephones-Corps	4,200.00	350.01	463.27	4,200.00	4,776.96	576.96	113.74	4,648.95
Telephones-Quarters	240.00	20.00	.00	240.00	50.91	-189.09	21.21	.00
Quarter's Internet	480.00	40.00	47.24	480.00	516.03	36.03	107.51	447.19
Telephones-Other	2,880.00	240.00	241.53	2,880.00	2,944.82	64.82	102.25	2,528.62
POSTAGE & SHIPPING								
Postage and Shipping	8,500.00	708.34	90.22	8,500.00	5,807.05	-2,692.95	68.32	7,072.77
OCCUPANCY								
Local Rents	1,620.00	135.00	135.00	1,620.00	1,620.00	.00	100.00	1,620.00
THQ Donated Rent Expense	.00	.00	13,199.00	.00	13,199.00	13,199.00	.00	.00
Building & Equip. Ins.	4,745.00	395.41	395.00	4,745.00	2,915.10	-1,829.90	61.44	3,111.48
Utilities-Corps	26,500.00	2,208.33	1,896.37	26,500.00	26,536.97	36.97	100.14	31,456.36
Utilities-Quarters	2,900.00	241.66	286.86	2,900.00	3,505.66	605.66	120.88	3,302.47
Utilities-Others	.00	.00	.00	.00	400.00	400.00	.00	.00
Property Upkeep & Repair-Corps	20,000.00	1,666.67	7,296.95	20,000.00	23,953.68	3,953.68	119.77	27,344.94
Property Upkeep & Repair-Qrtrs	2,000.00	166.66	308.08	2,000.00	1,682.68	-317.32	84.13	943.55
Janitorial Supplies	2,400.00	200.00	73.36	2,400.00	1,688.97	-711.03	70.37	3,331.97
FURNISHINGS & EQUIP. & REPAIRS								

060 The Salvation Army - Bloomington Corp
Fiscal Year Beginning 10/1/2010
Budgeted Financial Statement for Period 12 September 100.00%
Summarized Consolidated - General Fund

Description	Budget Annual	Budget for Period	Actual for Period	Budget YTD	Actual YTD	Var. Actual to YTD Budget Dolla	Var. Actual to YTD Budget %	Actual YTD Last Year
Furnishings & Equipment- Corps	2,100.00	175.00	.00	2,100.00	3,796.09	1,696.09	180.77	14,810.42
Furnishings & Equip-Qtrs-Short	700.00	58.34	.00	700.00	202.44	-497.56	28.92	708.61
Furnishings & Equip-Qtrs- Long	900.00	75.00	.00	900.00	459.85	-440.15	51.09	970.18
PRINTING & PUBLICATIONS								
Printed Materials	18,800.00	1,566.66	3.43	18,800.00	17,935.42	-864.58	95.40	18,940.98
War Cry Costs	1,800.00	150.00	440.11	1,800.00	1,419.77	-380.23	78.88	2,230.00
LOCAL TRAVEL & MEALS								
Other Trans. & Meals-Officers	500.00	75.00	143.38	500.00	702.53	202.53	140.51	430.42
Other Trans. & Meals-Employees	.00	.00	1.10	.00	62.82	62.82	.00	82.15
SA Vehicles-Operating Costs #1	6,000.00	500.00	288.30	6,000.00	6,384.09	384.09	106.40	9,592.78
SA Vehicles-Operating Costs #2	3,000.00	250.00	730.55	3,000.00	4,907.73	1,907.73	163.59	6,262.21
SA Vehicles - Insurance	6,220.00	518.33	541.92	6,220.00	6,503.04	283.04	104.55	7,320.96
CONF, MEETINGS & MAJOR TRIPS								
Annual and Special Meetings	7,916.00	.00	.00	7,916.00	7,751.55	-164.45	97.92	8,312.83
Councils, Conferences & Insti.	2,984.00	684.00	68.67	2,984.00	4,137.19	1,153.19	138.65	2,884.95
SPECIFIC ASSISTANCE								
Financial Assistance - Regular	77,000.00	6,416.67	5,767.20	77,000.00	81,899.16	4,899.16	106.36	74,587.76
Financial Assistance - FEMA	.00	.00	.00	.00	.00	.00	.00	1,000.04
Financial Assistance- Heat Aid	.00	.00	.00	.00	.00	.00	.00	100.00
Financial Assistance--Camp	18,332.00	.00	.00	18,332.00	18,332.00	.00	100.00	17,798.00
Assistance-GIK	.00	.00	.00	.00	2,295.00	2,295.00	.00	2,400.00
Fin Assist-Seasonal & Disaster	20,052.00	.00	190.00	20,052.00	19,350.19	-701.81	96.50	18,104.01
ORGANIZATION DUES								
Organization Membership Costs	1,000.00	300.00	.00	1,000.00	1,030.92	30.92	103.09	995.70
AWARDS & GRANTS								
State & Inter-Training & Educ.	150.00	.00	.00	150.00	150.00	.00	100.00	150.00
Educational Grants & Scholar.	.00	.00	.00	.00	284.69	284.69	.00	72.07
INTEREST EXPENSE								
MISCELLANEOUS								
Sundry	300.00	25.00	719.50	300.00	1,059.50	759.50	353.17	50.00
Sales Tax Expense	.00	.00	-.11	.00	-2.67	-2.67	.00	24.68
World Services - Corps Costs	16,390.00	1,365.83	618.08	16,390.00	16,104.10	-285.90	98.26	16,417.00
Harvest Festival - Corps Cost	.00	.00	.00	.00	50.00	50.00	.00	50.00
Bad Debts Restr Pledges	.00	.00	.00	.00	.00	.00	.00	162.12
DEPRECIATION								
Depreciation - Automobile	10,317.00	859.75	859.78	10,317.00	10,316.81	-.19	100.00	16,316.51
SUPPORT SERVICE/APPROPRIATION								
Support Service	80,185.00	4,009.25	944.52	80,185.00	74,252.52	-5,932.48	92.60	77,357.22
TOTAL EXPENSES	921,248.00	70,893.25	83,033.98	921,248.00	822,924.63	-98,323.37	89.33	882,161.95
NET REVENUE OR (EXPENSE)	1,844.00	-19,274.79	3,598.31	1,844.00	2,059.46	215.46	111.68	2,702.84

Jack Hopkins Social Services Funding Application

Funding Sheet

Lead Agency:

Name: Shalom Community Center, Inc.

Is the Lead Agency a 501(c)(3)? ■ Yes ☐ No | Is this a collaborative project? ☐ Yes ■ No

Number of Agency Employees: Full-time 2 Part-time 6 Volunteers 1318

Address where Project will be facilitated or housed:
620 S. Walnut St., Bloomington, IN 47401

Name of Project Administrator: Forrest Gilmore

Address PO Box 451/620 S. Walnut St, Bloomington, IN 47402-0451

Telephone & E-mail (812) 334-5734, ext. 33, forrest@shalomcommunitycenter.org

Name of other participating agencies, if different from Lead Agency: We have collaborative relationships with numerous agencies that will benefit from these changes.

Proposed Project:

Title of Project: A Safer & Savvier Shalom

Total Cost of Project: $15,794

Requested JHSSF Amount: $15,794

Other Funds Expected for Project:

Amount	Source	Confirmed or Pending

Number of Clients Served by this Project in 2012: 1406

Number of City Residents Served by this Project in 2012: 945

Is this a request for operational costs? ☐ Yes ■ No

If "yes," is the request for a pilot project or for bridge funding? ☐ Pilot ☐ Bridge

Example:-
Tables: *5 tables @ $12.00 each*
Chairs: *20 chairs @ $8.00 each*

Funding Information:

Please note: Due to limited funds, the Committee often recommends partial funding for a program. In the interest of helping the Committee best decide how to distribute funds, please provide an itemized list of program elements, ranked by priority and their costs.

ITEM	COST
Entry Doors	$5,805
Security Cameras	$8,915
Data Management Software	$1,074

Claim Submission Date: *(check one)*

☑ July 2012 – September 2012 ☐ October 2012 – December 2012

☐ Other

Jack Hopkins Social Services Funding Application

Agency Contact Sheet

Lead Agency:

Name: Shalom Community Center, Inc.

Address: PO Box 451/620 S. Walnut St.
Bloomington, IN 47402-0451

Phone & E-Mail: (812) 334-5734, ext. 33

Website: www.shalomcommunitycenter.org

President of Board of Directors: James Harvey

Director Information

Director of Lead Agency: Forrest Gilmore

Director's Address: PO Box 451/620 S. Walnut St., Bloomington, IN 47402-0451

Phone & E-Mail: (812) 334-5734, ext. 33, forrest@shalomcommunitycenter.org

Presenter Information

Name of Person to Present Application to the Committee: Forrest Gilmore

Address: PO Box 451/620 S. Walnut St., Bloomington, IN 47402-0451

Phone & E-mail: (812) 334-5734, ext. 33, forrest@shalomcommunitycenter.org

Grant Writer Information

Name of Grant Writer: Forrest Gilmore

Address: PO Box 451/620 S. Walnut St., Bloomington, IN 47402-0451

Phone & E-Mail: (812) 334-5734, ext. 33, forrest@shalomcommunitycenter.org

Please also include:

- The Agency's Mission Statement in Two-Page Application Narrative
- A Simple Program Budget for use of requested funds (please check your math)
- A year-end financial statement that includes fund balances and total revenue & expenditures

TWO PAGE STATEMENT ACCOMPANYING THE FUNDING REQUEST OF THE SHALOM COMMUNITY CENTER FOR A SAFER, SAVVIER SHALOM

Agency Mission

The Shalom Community Center is dedicated to aiding and empowering people experiencing homelessness and poverty.

As a daytime resource center for people who are living in poverty and experiencing its ultimate expressions, Shalom provides life essentials, case management, employment assistance and community access to many of the community's government and social service agencies.

Last year, Shalom helped over 1400 unique clients, provided almost 80,000 meals, offered space for over 5100 client meetings with social service agencies, and helped 665 people improve their employment situation.

How Much Is Being Requested And What Will It Be Used For?

We are requesting $15,794 to support the construction of a new double-door entryway, exterior security cameras, and data management software for our new entryway intake system.

Relation of Request to Three Funding Criteria

1. Address a previously identified priority for social service funding.

According to the 2010-2014 Consolidated Plan, "A significant part of the City of Bloomington's Anti-Poverty Strategy is to provide access to information and emergency assistance to the most vulnerable elements of the community (p 55)."

Our proposal especially addresses Category 5 of the Consolidated Plan Strategy, which calls on our community to, "provide funding to non-profit organizations that serve low income individuals & families with their basic emergency needs: food, shelter and health care... [that] provide a safety net for community members in need... [and that] provide valuable services to improve quality of life (p. 19)."

Shalom provides an essential resource for people in need. Over 1400 clients walked through our doors last year to seek help in improving the quality of their lives. Nearly two-thirds were women and children. As Shalom grows, we wish to create a safer and savvier resource center for those who need us. We believe a re-structuring of our entryway will help us significantly in this intention.

We wish to create two new entryway doors in the wall opposite our current entryway, allowing for greater ease of access and exit, reduced crowding, and reduced stress in the entryway.

This new entryway will also allow us to enact a data intake system upon entry. In order to keep a feeling of openness, we have long resisted doing an intake procedure at our

entryway. But as we grow in size, we find the need to mature as an organization -- both to better track our clients in need and to more properly inform new clients of the benefits and responsibilities of being a guest at Shalom. Having a desk and an intake system at the front door will allow us to do so. This will radically improve the quality of our data as we examine who we serve and how we can serve them better.

Our application for several copies of the Filemaker Pro database system will allow us to do that intake and more accurately follow our clients and their needs.

It's very important as we grow to also maintain a sense of safety at Shalom. We wish to create a safer environment for our clients by placing exterior cameras on the building, and allowing us to improve our capacity for overseeing onsite behavior. The monitor for the cameras will also be located at the front desk of the new entryway.

The new entryway, the intake software and the security cameras all will help Shalom more fully live up to our values of helping those in need and being the best center we can be.

2. Provide a one-time investment that, through matching funds or other fiscal leveraging, makes a significant contribution to the program.

The funds requested represent a one-time investment, providing the full capital costs for this project. Over the last two years, more than $150,000 has been invested in the re-modeling of this recently purchased building to make it as useful as possible.

3. Make a broad and long-lasting contribution to our community.

Our inadequate recording of client information at Shalom has been one of the significant holes in our community's awareness of poverty. By creating a system for us to more effectively monitor clients and the outcomes of our services, we will become a much more efficient and successful resource for the community.

Likewise, because we choose to work with people who have some of the greatest challenges imaginable, the need to make Shalom as safe as possible is also a high priority.

A Jack Hopkins grant supporting this project would make a significant difference in the work that we do.

Simple Program Budget & Audited Financial Statement
A simple program budget is attached as Appendix A. Our end-of-year financial statement ending December 31, 2011, is attached as Appendix B. Estimates for the project are attached as Appendix C. Our audit for 2010 is also included.

Appendix A

SIMPLE PROGRAM BUDGET FOR A SAFER & SAVVIER SHALOM SHALOM COMMUNITY CENTER

Projected Expenses of Caseworker

Entryway Doors	$5,805
Security Cameras	$8,915
Database Software	$1,074
Total Expenses	$15,794

Projected Revenues

Funds requested from the Jack Hopkins Grant	$15,794

Appendex B

Shalom Community Center, Inc.
Income Statement
For the Twelve Months Ending December 31, 2011

	Current Month		Year to Date	
Revenues				
Unrestricted - Individual	$ 89,718.74	23.64	$ 89,718.74	23.64
Unrestricted - Faith Community	18,420.83	4.85	18,420.83	4.85
Unrestricted - Business	3,065.99	0.81	3,065.99	0.81
Unrestricted - Edu Institution	262.33	0.07	262.33	0.07
Unrestricted - Foundation	4,064.40	1.07	4,064.40	1.07
Unrestricted - Nonprofit Org	2,512.41	0.66	2,512.41	0.66
Unrestricted - Organization	6,245.55	1.65	6,245.55	1.65
TR - Individual	760.39	0.20	760.39	0.20
TR - Emergency Fund	369.00	0.10	369.00	0.10
TR - Staff Bonus	5,960.00	1.57	5,960.00	1.57
TR - Bus tickets	818.29	0.22	818.29	0.22
TR-Relocation Fund	17,237.50	4.54	17,237.50	4.54
Holiday Gift Program	330.00	0.09	330.00	0.09
Grants - General	29,847.81	7.87	29,847.81	7.87
Grants-Emergency Fund	13,800.00	3.64	13,800.00	3.64
United Way	15,715.58	4.14	15,715.58	4.14
Grant - MLK	1,000.00	0.26	1,000.00	0.26
Grants-Winter Night Shelter	19,046.10	5.02	19,046.10	5.02
Fundraising - Ticket Sales	11,742.00	3.09	11,742.00	3.09
Fundraising - Special Events	12,830.42	3.38	12,830.42	3.38
Year-End Campaign	52,700.00	13.89	52,700.00	13.89
Feinstein Campaign	39,030.45	10.29	39,030.45	10.29
NAP Contributions	33,500.00	8.83	33,500.00	8.83
Interest Income	49.05	0.01	49.05	0.01
Other Income	460.19	0.12	460.19	0.12
In Kind Contributions - FUMC	0.00	0.00	0.00	0.00
In Kind Contributions - Indiv	0.00	0.00	0.00	0.00
In Kind Contributions - Faith	0.00	0.00	0.00	0.00
In Kind Contributions-Business	0.00	0.00	0.00	0.00
Total Revenues	379,487.03	100.00	379,487.03	100.00
Cost of Sales				
Total Cost of Sales	0.00	0.00	0.00	0.00
Gross Profit	379,487.03	100.00	379,487.03	100.00
Expenses				
Advertising and Promotion	527.28	0.14	527.28	0.14
Office Supplies	2,696.88	0.71	2,696.88	0.71
Office Supplies - In Kind	0.00	0.00	0.00	0.00
Custodial Supplies	3,544.03	0.93	3,544.03	0.93
Waste Removal	1,620.00	0.43	1,620.00	0.43
Snow Removal	705.00	0.19	705.00	0.19
Maintenance and Repair	10,385.35	2.74	10,385.35	2.74
Maintenance/Repair - In Kind	0.00	0.00	0.00	0.00
Postage	3,448.62	0.91	3,448.62	0.91
Postage - In Kind	0.00	0.00	0.00	0.00
Insurance	9,016.45	2.38	9,016.45	2.38

Appendix C-1

USAutomatic
fire and security

CCTV SYSTEM PROPOSAL/ AGREEMENT

2/03/2012

Proposal Number: 11

By and between

USAutomatic Fire and Security
177 West Carmel Drive
Carmel, Indiana 46032
Ph: (317) 573-8160
Fx: (317) 573-8161

Shalom Community Center
620 S. Walnut Street
Bloomington, IN 47401
Ph: 812-334-5734 ext.33
Fx:
Contact: Forrest Gilmore

Service Work: Installation of new CCTV System
Location: 620 S. Walnut Street
Bloomington, IN 47401

SCOPE OF WORK

This is a proposal for a new CCTV system to monitor the exterior of the community center. There will be one camera on each side of the building to cover the respective areas. The cameras will be Veri focal IR cameras to provide day and night images. All cabling to route thru the attic where available all exposed areas inside to be wire mold and any exterior wiring to be in conduit. USAutomatic provide installation of all conduit, wiring, equipment and programing. Exact routing and final equipment locations to be determined onsite when installation begins. This is a design build project.

Below is a list of equipment to be installed:

4 CSI CV627VFSCS Veri focal IR LED BUL 2.8-12mm A/I lens,OS cameras
1 EVE ECOR2649X1/1T Digital Video recorder
1 Altronix Power Supply
1 Lot RG59/18-2 siamese cable
1 Lot Conduit, Boxes, Connectors and Misc. Hardware
1 Lot Labor to program, install and test

Installation of new CCTV System equipment and labor			
Description	Qty	Unit	Price
Material	1	3,147.00	3,147.00
Design Technician		0.00	0.00
Labor	1	5,768.00	5,768.00
Other		0.00	0.00
		TOTAL	**$8,915.00**

Appendix C-2

FOX COMPANY
GENERAL CONTRACTORS - CONSTRUCTION MANAGEMENT

January 24, 2012

PROPOSAL

Forrest Gilmore
Shalom Community Center
620 South Walnut Street
Bloomington, IN 47401

RE: 6' x 7' Double Entry Door

Fox Construction Company, Inc. proposes to provide the necessary material, labor and equipment to complete the installation of the following:

- 6' Wide x 7' Tall Double Door Unit. Doors to be hollow metal, fire rated with small vision panels. Doors to be equipped with closers and panic hardware.
- Painting of Doors and Frames
- Minor Wall Patch at Opening

Total Proposed Cost $5,805.00 (Five thousand eight hundred five and 00/100)

Respectfully submitted: Fox Construction Company, Inc.

Anthony J. Fox, President

207 W. 10th Street • Bloomington, IN 47404
Phone (812) 323-4342 • Fax (812) 323-1271

Appendix C-3

techsoup.org

View Cart

Step 1	Step 2	Step 3	Step 4	Step 5	Step 6
View Cart	Restrictions Check	Agreements	Shipping and Delivery	Review and Payment	Confirmation

Get the technology products your organization needs!

We'll walk you through it step by step. We'll begin by verifying your eligibility for the products you request and checking for any restrictions under our donor partners' guidelines.

To start, review your cart and click below to check your eligibility and restrictions

When you're ready, click Proceed to Restrictions Check below. If you've requested products for which your organization isn't eligible, or if there are restrictions that make a product unavailable, you may need to adjust the contents of your cart. Either w we'll let you know. (Learn more about donation program eligibility and product restrictions.)

My Cart for ***Shalom Community Center, Inc.*** (Change Organization?)

Product	Availability	Quantity	Admin fee	Total
FileMaker Pro 11 G-45105 FileMaker	Available	6	$179.00	$1,074.00 Remove

Click **Update Totals** if you've changed a quantity. Once your cart is updated, click **Proceed to Restrictions Check** below.

Update Totals

Subtotal: $1,074.00
Sales Tax: $0.00
Total Due: $1,074.00

Clear Cart | Back | Proceed to Restrictions Check

SHALOM COMMUNITY CENTER, INC

Financial Statements
DECEMBER 31, 2010 and 2009

SHALOM COMMUNITY CENTER, INC.

Table of Contents

	Page
INDEPENDENT AUDITORS' REPORT	1
FINANCIAL STATEMENTS:	
Statement of Assets, Liabilities and Net Assets - Cash Basis	2
Statement of Support, Revenue, Expenses and Changes in Net Assets - Cash Basis	3
Statement of Functional Expenses - Cash Basis	4
Notes to Financial Statements	5 - 8

Stampfli Associates, CPAs, P.C.

INDEPENDENT AUDITORS' REPORT

To the Board of Directors
Shalom Community Center, Inc.
Bloomington, Indiana

We have audited the accompanying statements of assets, liabilities and net assets – cash basis of Shalom Community Center, Inc. (a nonprofit organization) as of December 31, 2010 and 2009, and the related statements of support, revenue, expenses and changes in net assets and functional expenses, all on the cash basis for the years then ended. These financial statements are the responsibility of the Organization's management. Our responsibility is to express an opinion on these financial statements based on our audit.

We conducted our audit in accordance with auditing standards generally accepted in the United States of America. Those standards require that we plan and perform the audit to obtain reasonable assurance about whether the financial statements are free of material misstatement. An audit includes examining, on a test basis, evidence supporting the amounts and disclosures in the financial statements. An audit also includes assessing the accounting principles used and the significant estimates made by management, as well as evaluating the overall financial statement presentation. We believe that our audit provides a reasonable basis for our opinion.

As discussed in note 1, these financial statements were prepared on the cash basis of accounting, which is a comprehensive basis of accounting other than generally accepted accounting principles.

In our opinion, the financial statements referred to in the first paragraph present fairly, in all material respects, the assets, liabilities and net assets of Shalom Community Center, Inc. as of December 31, 2010 and 2009, and its support, revenue and expenses for the years then ended on the basis of accounting described in note 1.

Stampfli Associates

Bloomington, Indiana
August 25, 2011

200 South College Avenue, PO Box 2628, Bloomington, IN 47402 - t 812.339.0450 - f 812.339.3380 - stampfli@stampflicpa.com

SHALOM COMMUNITY CENTER, INC.

Statement of Assets, Liabilities and Net Assets - Cash Basis
December 31, 2010 and 2009

	2010	2009
ASSETS		
CURRENT ASSETS:		
Cash and cash equivalents	$ 91,420	$ 102,538
PROPERTY AND EQUIPMENT		
Land	140,981	-
Buildings and improvements	365,803	-
Furniture and fixtures	18,124	13,370
Equipment	32,119	27,703
Leasehold improvements	-	14,829
Less accumulated depreciation	(25,732)	(25,069)
	531,295	30,833
DEPOSITS	-	1,000
TOTAL ASSETS	$ 622,715	$ 134,371
LIABILITIES AND NET ASSETS		
CURRENT LIABILITIES:		
Payroll liabilities	$ 3,873	$ 3,659
Property tax payable	1,626	-
Mortgage payable	297,878	-
	303,377	3,659
NET ASSETS:		
Unrestricted	319,338	130,712
TOTAL LIABILITIES AND NET ASSETS	$ 622,715	$ 134,371

See accompanying notes to financial statements

SHALOM COMMUNITY CENTER, INC.

Statement of Support, Revenue, Expenses and Changes in Net Assets - Cash Basis
Years Ended December 31, 2010 and 2009

	2010	2009
SUPPORT AND REVENUE:		
Contributions - Direct	$ 430,972	$ 212,467
Contributions - Direct - In Kind	155,951	134,065
Contributions - Indirect	100,062	111,232
Contributions - Indirect - In Kind	182,479	252,742
Total support	869,464	710,506
Government grants	7,000	30,976
Special events	31,740	30,478
Interest Income	584	517
Gain on disposition of assets	2,505	-
Other revenue	682	3,263
Total Revenue	42,511	65,234
Total Support and revenue	911,975	775,740
EXPENSES		
Program services	619,919	695,995
Supporting services:		
Management and general	70,085	46,992
Fund raising	33,345	27,874
Total expenses	723,349	770,861
CHANGES IN UNRESTRICTED NET ASSETS	188,626	4,879
NET ASSETS - January 1	130,712	125,833
NET ASSETS - December 31	$ 319,338	$ 130,712

See accompanying notes to financial statements

SHALOM COMMUNITY CENTER, INC.

Statement of Functional Expenses - Cash Basis
Years Ended December 31, 2010 and 2009

	Program Services		Management and General		Fund Raising		Total	
	2010	2009	2010	2009	2010	2009	2010	2009
Payroll	$ 177,844	$ 206,574	$ 16,979	$ 21,548	$ 12,959	$ 10,333	$ 207,782	$ 238,455
Payroll taxes	13,555	17,077	1,294	1,781	988	854	15,837	19,712
Other employee expense	5,601	4,160	535	434	408	208	6,544	4,802
Total payroll expense	197,000	227,811	18,808	23,763	14,355	11,395	230,163	262,969
Food	214,746	258,079	-	-	-	-	214,746	258,079
Other program expenses	83,101	78,901	-	-	-	-	83,101	78,901
Occupancy	46,979	60,366	2,024	1,838	1,355	1,838	50,358	64,042
Professional fees	22,047	32,647	25,577	11,104	-	-	47,624	43,751
Supplies	7,456	2,649	7,635	2,418	3,040	982	18,131	6,049
Fund raising	-	-	-	-	12,479	11,728	12,479	11,728
Insurance	11,064	9,768	922	297	307	297	12,293	10,362
Interest expense	9,422	-	785	-	261	-	10,468	-
Communications	7,317	9,068	610	276	203	276	8,130	9,620
Equipment expense	5,032	5,335	413	160	146	165	5,591	5,660
Travel	5,200	5,550	-	-	-	-	5,200	5,550
Postage	1,352	688	2,253	1,147	901	459	4,506	2,294
Miscellaneous	446	640	2,292	1,193	298	427	3,036	2,260
Education and seminars	-	-	10	304	-	-	10	304
Advertising and promotion	-	-	-	-	-	307	-	307
Total expenses before depreciation	611,162	691,502	61,329	42,500	33,345	27,874	705,836	761,876
Depreciation	8,757	4,493	8,756	4,492	-	-	17,513	8,985
Total expenses	$ 619,919	$ 695,995	$ 70,085	$ 46,992	$ 33,345	$ 27,874	$ 723,349	$ 770,861

See accompanying notes to financial statements

NOTE 1 - SUMMARY OF SIGNIFICANT ACCOUNTING POLICIES:

Nature of Operations:
Shalom Community Center, Inc. (Shalom) is an Indiana not-for-profit corporation. Shalom is a social service agency serving Bloomington Indiana and surrounding areas. Its principle programs involve providing meals to those in need, assisting people to obtain necessary healthcare and other social services, offering educational and self improvement opportunities, and assisting people to obtain employment and housing.

Accounting Method:
Shalom's policy is to prepare its financial statements on the modified cash basis of accounting; consequently certain revenues are recognized when received rather than when earned, and certain expenses and purchases of assets are recognized when cash is disbursed rather than when the obligation is incurred.

Cash and Cash Equivalents:
Cash and cash equivalents include cash, and money market accounts which are similar to bank money market accounts.

Property and Equipment:
Property and Equipment are recorded at cost, except in the case of donated property which was recorded at the estimated fair-market value at the date of donation. Property and equipment are depreciated using the straight-line method over the estimated useful lives as follows:

Furniture, fixtures and equipment	5 - 10
Leasehold improvements	5
Building	39
Building improvements	5 - 30

Donated Services:
Contributions of donated services that create or enhance nonfinancial assets or that require specialized skills, are provided by individuals possessing those skills, and would typically need to be purchased if not provided by donation, are recorded at their fair values in the period received. During 2010 and 2009 a number of volunteers donated significant amounts of time In Shalom's program activities. Shalom recorded $57,571 of services in 2010 which included legal services for direct assistance to people in need, accounting services, some specialized volunteer services for clients and $12,453 of construction services on the new building. In 2009 Shalom recorded $39,491 of legal services for direct assistance to people in need and accounting services. Other volunteer services were not recognized because they did not meet the criterial of recognition.

Donated Assets:
Shalom reports gifts of cash and other assets as restricted support if they are received with donor stipulations that limit the use of the donated assets. When a donor restriction expires, that is, when a stipulated time restriction ends or purpose restriction is accomplished, temporarily restricted net assets are reclassified to unrestricted net assets and reported in the statement of activities as net assets released from restrictions.

Shalom reports gifts of property and equipment as unrestricted support unless explicit donor stipulations specify how the donated assets must be used. Gifts of long-lived assets with explicit restrictions that specify how the assets are to be used and gifts of cash or other assets that must be used to acquire long-lived assets are reported as restricted support. Absent explicit donor stipulations about how long those long-lived assets must be maintained, Shalom reports expirations of donor restrictions when the donated or acquired long-lived assets are placed in service.

It is the policy of Shalom to treat restricted contributions as unrestricted if the restriction is met in the same year as the contribution is made.

Use of Estimates:
The preparation of financial statements in conformity with generally accepted accounting principles requires management to make estimates and assumptions that affect certain reported amounts and disclosures. Accordingly, actual results could differ from those estimates.

NOTE 2 - INCOME TAX STATUS:

In accordance with ASC 740-10-65-1 the initial application of the standards for uncertainty in income taxes has been deferred until the year ended December 2009.

The agency files Federal and Indiana income tax returns as an exempt organization under section 501(c)(3) of the Internal revenue Code and does not report any unrelated business income or other income taxes. The agency is not considered to be a private foundation.

The agency's Federal and Indiana income tax returns for 2007, 2008, 2009 and 2010 are subject to examination by the IRS and state of Indiana, generally for three years after they were filed. The agency recognizes tax benefits only to the extent the agency believes it is "more likely than not" that its tax positions would be sustained upon examination. Accordingly, any provision for unpaid taxes in the statement of financial position reflects only tax positions that the agency believes do not have greater than a 50% chance of realization after examination. There were no tax positions considered less than 50% likely of sustainability.

There were no income tax penalties or interest incurred in 2010 or 2009.

NOTE 3 - FAIR VALUE OF FINANCIAL INSTRUMENTS:

Shalom's financial instruments are not held for trading purposes. Shalom estimates that, exceptfor the mortgage, the fair value of financial instruments does not differ materially from aggregate carrying values of financial instruments reported in the financial statement due to short maturity dates relating thereto.

NOTE 4 - LONG TERM DEBT:

	2010	2009
Seller mortgage for purchase of facility, Monthly payments of $1,799 including interest of 6 percent with final payment due May 2040. Collateralized by land and building.	$297,878	$ ---

Future payments are due as follows:

2011	$ 21,584
2012	21,584
2013	21,584
2014	21,584
2015	21,584
All future years	527,004
	634,924
Less amount representing interest	337,046
Total	$297,878

NOTE 5 - IN-KIND CONTRIBUTIONS:

In-kind contributions are received from individuals, businesses and other not-for-profit organizations. Such contributions received are summarized as follows:

	2010 Direct	2010 In-Direct	2009 Direct	2009 In-Direct
Food received from a local Food Bank	$ ---	$132,229	$ ---	$188,405
Food received from local businesses	37,498	---	30,946	---
Use of facilities without charge	---	36,966	---	55,379
Professional services	51,271	---	39,491	---
First United Methodist Church	---	---	---	1,265
Supplies and materials from various sources	67,182	13,284	63,628	7,693
	$155,951	$182,479	$134,065	$252,742

NOTE 6 - CONCENTRATIONS

Shalom received food from a not-for-profit agency and two local businesses totaling $157,379 in 2010 and $205,485 in 2009, which is approximately 17 and 26 percent respectively in each year of total support and revenue. Shalom used facilities which are provided without charge by four entities. The First United Methodist Church was the primary facility provider and accounts for $17,751 of estimated annual in-kind rent in 2010 and $28,286 in 2009.

In 2010 there was also a one-time unrestricted contribution of $80,000 from an individual. Contributions in 2010 were unusually greater than prior years as a result of community support for the purchase of a building and relocation thereto.

NOTE 7 - OPERATING LEASES:

Leases with the two not-for-profit organizations that had represented most of the facility occupancy ended in 2010. Neither lease requires any rent payments by Shalom. Total rent expense of $36,966 in 2010 and $55,379 in 2009 is all in-kind.

In 2010 the primary facility used required Shalom to vacate the premises. Shalom relocated in 2010.

NOTE 8 - SUBSEQUENT EVENTS:

For the purposes of this financial statement subsequent events were evaluated through August 25, 2011 which is the date the financial statements were available to be issued.

Jack Hopkins Social Services Funding Application (33)

Funding Sheet

Lead Agency:

Name: South Central Community Action Program, Inc. - Head Start & Early Head Start

Is the Lead Agency a 501(c)(3)? ■ Yes ☐ No | Is this a collaborative project? ☐ Yes ■ No

Number of Agency Employees: Full-time 68 Part-time 9 Volunteers 327

Address where Project will be facilitated or housed:
1500 West 15th Street, Bloomington, Indiana 47401

Name of Project Administrator: Todd Lare

Address: 1500 West 15th Street, Bloomington, Indiana 47404

Telephone & E-mail: 812-339-3447 Ext. 233

Name of other participating agencies, if different from Lead Agency:

Proposed Project:

Title of Project: Head Start & Early Head Start STAR Child Safety Restraint & Extended Day classes

Total Cost of Project: $173,176.90

Requested JHSSF Amount: $26,712.50

Other Funds Expected for Project:

Amount	Source	Confirmed or Pending
~~17,160~~ # 17,160	Head Start & Early Head Start Federal Funds - Extended Day classes	Confirmed
~~29,254.40~~ # 129,254.40	Head Start & Early Head Start Extended Day classes Salaries	Confirmed
In-Kind of $ 13,942.20	Head Start & Early Head Start In-Kind Volunteer Hours Associated with Extended Day classes	Confirmed

Number of Clients Served by this Project in 2012: Bus Riders - 267 Extended Day Students- 34

Number of City Residents Served by this Project in 2012: 359

Is this a request for operational costs? ■ Yes ☐ No

If "yes," is the request for a pilot project or for bridge funding? ☐ Pilot ■ Bridge

Example:
Tables: 5 tables @ $12.00 each
Chairs: 20 chairs @ $8.00 each

Funding Information:

Please note: Due to limited funds, the Committee often recommends partial funding for a program. In the interest of helping the Committee best decide how to distribute funds, please provide an itemized list of program elements, ranked by priority and their costs.

ITEM		COST
STAR Child Restraint Seats		55 @ 107.50 a piece = $5,912.50
Extended Day Classes Scholarships	Total Number of weeks:	26 Students @ $30 per week for 26 weeks = $20,280
STAR Connector Strap		18 @ 10.00 a piece = $ 180.00
Shipping		340.00 = $ 340.00

Claim Submission Date: *(check one)*

☐ July 2012 – September 2012 ☑ October 2012 – December 2012

☐ Other

Jack Hopkins Social Services Funding Application

Agency Contact Sheet

Lead Agency:

Name: South Central Community Action Program, Inc.

Address: 1500 West 15th Street

Bloomington, Indiana 47404

Phone & E-Mail: 812-339-3447

Website: www.insccap.org

President of Board of Directors: Jerry Cross

Director Information

Director of Lead Agency: Todd Lare

Director's Address: 1500 West 15th Street, Bloomington, Indiana 47404

Phone & E-Mail: 812-339-3447 ext. 233 todd@insccap.org

Presenter Information

Name of Person to Present Application to the Committee: Todd Lare

Address: 1500 West 15th Street, Bloomington, Indiana 47404

Phone & E-mail: 812-339-3447 ext. 233 todd@insccap.org

Grant Writer Information

Name of Grant Writer: Blakely Clements

Address: 1500 West 15th Street, Bloomington, Indiana 47404

Phone & E-Mail: 812-339-3447 Ext. 262 blakely@insccap.org

Please also include:

- The Agency's Mission Statement in Two-Page Application Narrative
- A Simple Program Budget for use of requested funds (please check your math)
- A year-end financial statement that includes fund balances and total revenue & expenditures

Grant Application STAR Child Safety Restraints & Extended Day Classes
Submitted by South Central Community Action Program, Inc.
Jack Hopkins Social Services Funding Committee
April 2, 2012

Agency Mission

South Central Community Action Program (SCCAP) is a nonprofit organization based in Bloomington that has served low-income people for 45 years. Our mission is to provide opportunities for low-income citizens to move toward personal and economic independence. SCCAP administers the Circles Initiative and Head Start programs in Monroe County, and, it also operates the Energy Assistance, Weatherization, Individual Development Account and Section 8 programs in Monroe, Morgan, Owen and Brown counties. We serve more than 11,000 individuals annually. We work in partnership with more than a dozen other agencies and organizations in providing our services.

Head Start (HS), a program of SCCAP, is a family centered child development program whose mission is to promote school readiness by enhancing the social and cognitive development of children through the provision of educational, health, nutritional, social and other services to enrolled children and families. Children participate in a variety of educational activities that reflect best practices in early education. We strive to create a learning environment that will develop cognitive, social, emotional, and physical skills. We encourage parents to build their skills by becoming involved in our program, doing this helps to increase self-confidence and problem solving skills in both the parents and children.

Nature of the Project

SCCAP Head Start has been in existence since 1965 and provides service to 267 children ages three to five in 11 locations and 17 classrooms across the county. Head Start provides half-day, full-day, and extended day classes. Bus transportation is provided on a limited basis depending on a family's home address and the classroom location.

SCCAP is requesting $26,712.50 from the Jack Hopkins Social Services Funding Committee in order to implement a scholarship program for Head Starts Extended Day classes for 26 of our available slots, and for our 55 STAR Child Safety Restraints for our transportation department. With these funds it will not only protect the youth of our great community while traveling to and from school, but will enhance the student's length of learning time while easing the burden on parents' shoulders for child care costs.

The challenges for low-income families have always been the need for affordable child care for working parents. Therefore, the extended day care classes are offered on a sliding fee scale for parents. SCCAP Head Start charges $120 per week per child care in its full day classes. The sliding fee scale is based on the family's income. In Head Start and Extended Day classes, collaboration efforts extend to linking with other key services for young children and their families, such as medical, dental and mental health care, nutrition, services to children with disabilities, child support, adult and family literacy, and employment training. These comprehensive services are crucial in helping families progress towards self-sufficiency and in helping parents provide a better future for their young children.

In addition, Head Start provides comprehensive services and Head Start Program Performance Standards. Bringing these experiences together is a way to build on the strengths which would support the diversity within the child care system. Therefore, with the funds requested apportion, $20,280, would offer 26 SCCAP Head Start students scholarships to the families for the aid in helping lesson the burden of child care for 6 months of the year. In this economic climate the smallest of fees for one child for 26 weeks of child care would help a family by $780 for the aide in paying the rent, hospital expenses, or saving with the IDA Program from SCCAP for almost 2 years. The requested funds for Head Start will greatly benefit not only the parents, but the time the student is spent in the classroom and learning valuable life lessons. This program is in the aid of helping working families be more reliable for work schedule to a prospective employer, and for them to feel pride in working and paying for a service. This in turn is teaching parents financial literacy through learning to keep a budget and pay for a service on time.

The Head Start Program (45 CFR 1310.11) Transportation Performance Standards states that each agency providing transportation services must ensure that each vehicle used to transport children is equipped for use of height and weight appropriate child safety restraint (CSR) systems. We are currently using these CSRs on our buses, but many of them will expire this coming year. Therefore, SCCAP Head Start is requesting full funding on our STAR Child Safety Restraints for our transportation department. The total cost of the project is $6,432.50 for a one time purchase of 55 of our 102 needed child restraining seats for our buses that average a range of over 267 bus riding children a year through the Head Start program.

The STAR has a quick release buckle that is attached to a cam wrap and a flexible positioning base. This allows for quick installation and ease of use. Since it was designed to fit around the child's hips, children will feel comfortable, as they are safely secured on the bus seat. The one-size-fits-all standard STAR allows us to use the same seat for multiple children weighing 25 to 65 pounds and up to 57 inches in tall. The STAR Plus can accommodate children 25 to 90 pounds, up to 57 inches tall. In addition to those 55 seats we are requesting 18 STAR Connector Straps to be able to place 3 car seats in a seat on a Head Start Bus safely.

Satisfaction of Funding Criteria

Program Should Address a Previously Identified Social Service Funding Priority

Since the 1990s, federal and state governments have increasingly supported partnerships between child care and Head Start programs. The goal of the partnerships has been to create high quality, seamless services for low-income children and their families. There was a shift among Head Start programs to move from half-day programs to full-day, full year programs, and extended day care. The challenges for low-income families have always been the need for affordable child care for working parents. Therefore, the extended day care classes are offered on a sliding fee scale for families that fall at or below the 100% of Poverty Rate ranging from $30 to $120 per week of child care costs. Therefore, the use of these funds will help low-income families in Bloomington be more self-sufficient, and increase the learning time of their children in Head Start & Early Head Start Extended Day classes.

SCCAP Head Start is currently using the child safety restraints called SafeGuard: Student Transportation Add-On Restraint (STAR). The manufacture is "IMMI" and based in Westfield, Indiana. They have been an industry leader in child and bus passenger protection for more than 30 years. Within the past decade, IMMI has introduced belted seating under its SafeGuard® brand to the U.S. school bus and motor coach industries. Utilizing a modern crash-test facility, sophisticated engineering and advanced manufacturing operations, IMMI develops and supplies innovative, proven SafeGuard® restraint systems and seating solutions for customers worldwide. STAR seats provide a safe and effective restraint system for our pre-school children. It combines current 5-point restraint and cam wrap technology to securely position the student on a school bus seat. In the event of an accident the 5-point system will distribute the force over a wide area of the body, which better protects the head, neck, and spinal cord.

The Funds Should Provide a One-Time Investment with Leveraged Matching Funds

The funds requested for this project are for a one-time investment in the use of scholarships for our Head Start Extended Day classes' students, and the 55 STAR Child Safety Restraints. This expansion of our services would allow for more families in the next six months to use our extended day services. This way they will be able to budget for future years after seeing the added value from the Head Start Staff and the Extended Day classes. The use of the child restraints will add a piece of mind to parents and staff while transporting the students from home to school and school to learning adventures within our great community of Bloomington.

As indicated in the attached budget, SCCAP is seeking $26,712.50 from the Jack Hopkins Social Services Funding Committee toward implementation of the scholarship program and STAR Restraints. SCCAP has so far secured $17,160 Head Start & Early Head Start Federal Funds - Extended Day classes, and $129,254.40 in salary compensation towards the completion of the two projects and its funding sources. In addition to leveraging these funds, the requested funds are truly leveraging the several million dollars in services that SCCAP provides at the location to low-income individuals and families from the City of Bloomington each year.

The Program Should Have Broad and Lasting Benefit to the Community

There is no other investment the Jack Hopkins committee can make that will have a greater impact on low-income families and youth in Bloomington. SCCAP offers by far the broadest range of services for low-income people of any social services agency in Monroe County.

SCCAP has been fortunate that several different funding sources have allowed us to expand our services over the years to help meet the growing need for services to the working lower-income and the unemployed. These funding sources however have not included funding for payments of all services to our patrons such as extended day care fee costs, and ability to purchase additional materials out of the normal budget requirements. The Jack Hopkins committee can make a lasting contribution to the thousands of local residents who use SCCAP services each year by providing the remaining funding needed for these two very worthwhile communities economic and safety minded projects.

Simple Program Budget

Budget item	Funding Sources	Cost	Confirmed
STAR Child Restraint Seats	Jack Hopkins	$5,912.50	No
STAR Connector	Jack Hopkins	$180.00	No
Shipping	Jack Hopkins	$340.00	No
Extended Day Classes Scholarships	Jack Hopkins	$20,280	No
Project Oversight for Head Start Extended Day Care Serives			
Extended Day Care	SCCAP	$17,160	Confirmed
Head Start Care Salaries			
2 Lead Teachers 4 Assistant Teachers	SCCAP	$129,254.40	Confirmed

TOTAL PROJECT COST	$ 173,176.90
TOTAL LEVERAGED FUNDS	$ 2,815
TOTAL REQUESTED –Jack Hopkins	$ 26,712.50

An additional In-Kind contribution of $ 13,942.20 for volunteer hours associated with Head Start & Early Head Start Extended Day classes. *Varies year to year, but this was the value of the 327 volunteers to date in program year.*

Sartin Services, Inc.
P.O. Box 7772, High Point, NC 27264
6116 Old Mendenhall Road, Archdale, NC 27263

336-841-5505 - 336-889-4498 fax

PROPOSAL

Proposal D...	Proposal #:
4/3/2012	8837

TO:

South Central Community Action Headstart
Attn: Kathy Potts
1502 West 15th Street
Bloomington, IN 47404

f! 812 335 3637

			REP	
			CS	
Item	QUANTITY	DESCRIPTION	Each	Total
F103181	55	STAR Child Restraint Seat with Universal Connector Straps	107.50	5,912.50T
F16604	18	Star Connector Strap - Used when three (3) Stars are installed on one seat	10.00	180.00T
Shipping	1	Shipping	340.00	340.00
		Sales Tax	0.00%	0.00

Thank you for this opportunity. This proposal is valid for 90 days.

Total $6,432.50

Accepted by _____

Grant Application STAR Child Safety Restraints & Extended Day Classes
Submitted by South Central Community Action Program, Inc.
Jack Hopkins Social Services Funding Committee
April 2, 2012

Financial Statement for SCCAP, Inc. 2011

Attached is the 2010 South Central Community Action Program, Inc. Audited Financial Statements. However, at this time we have not completed the 2011 Audited Financials. When we have completed the 2011 Audited Financials we will make available to the Jack Hopkins Committee. Very sorry for this inconvenience, but if you have any questions pertaining to the financials we will be more than happy to answer any questions.

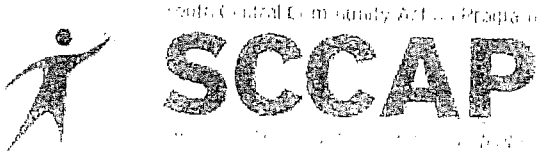

FINANCIAL STATEMENTS
AND
INDEPENDENT AUDITORS' REPORT

December 31, 2010

KATZ, SAPPER & MILLER

Certified Public Accountants

SOUTH CENTRAL COMMUNITY ACTION PROGRAM, INC.

CONTENTS

	Page
FINANCIAL STATEMENTS	
Independent Auditors' Report	1-2
Statement of Financial Position	3
Statement of Activities	4
Statement of Cash Flows	5
Notes to Financial Statements	6-11
OTHER REPORTS AND SCHEDULES	
Independent Auditors' Report on Internal Control over Financial Reporting and on Compliance and Other Matters Based on an Audit of Financial Statements Performed in Accordance with *Government Auditing Standards*	12-13
Schedule of Expenditures of Federal Awards	14-15
Independent Auditors' Report on Compliance with Requirements that Could Have a Direct and Material Effect on Each Major Program and on Internal Control over Compliance in Accordance with OMB Circular A-133	16-18
Schedule of Findings and Questioned Costs	19-26

KATZ, SAPPER & MILLER

Katz, Sapper & Miller, LLP
Certified Public Accountants

800 East 96th Street
Suite 500
Indianapolis, IN 46240

Tel 317.580.2000
Fax 317.580.2117

Independent Auditors' Report

Board of Directors
South Central Community Action Program, Inc.

We have audited the accompanying statement of financial position of South Central Community Action Program, Inc. (an Indiana not-for-profit organization) as of December 31, 2010, and the related statements of activities and cash flows for the year then ended. These financial statements are the responsibility of the Organization's management. Our responsibility is to express an opinion on these financial statements based on our audit.

We conducted our audit in accordance with auditing standards generally accepted in the United States and the standards applicable to financial audits contained in *Government Auditing Standards*, issued by the Comptroller General of the United States. Those standards require that we plan and perform the audit to obtain reasonable assurance about whether the financial statements are free of material misstatement. An audit includes examining, on a test basis, evidence supporting the amounts and disclosures in the financial statements. An audit also includes assessing the accounting principles used and significant estimates made by management, as well as evaluating the overall financial statement presentation. We believe that our audit provides a reasonable basis for our opinion.

In our opinion, the financial statements referred to above present fairly, in all material respects, the financial position of South Central Community Action Program, Inc. at December 31, 2010, and the changes in its net assets and its cash flows for the year then ended in conformity with accounting principles generally accepted in the United States.

In accordance with *Government Auditing Standards*, we have also issued our report dated June 6, 2011, on our consideration of South Central Community Action Program, Inc.'s internal control over financial reporting and on our tests of its compliance with certain provisions of laws, regulations, contracts and grant agreements and other matters. The purpose of that report is to describe the scope of our testing of internal control over financial reporting and compliance and the results of that testing, and not to provide an opinion on internal control over financial reporting or on compliance. That report is an integral part of an audit performed in accordance with *Government Auditing Standards* and should be considered in assessing the results of our audit.

Our audit was conducted for the purpose of forming an opinion on the basic financial statements taken as a whole. The accompanying schedule of expenditures of federal awards on pages 14-15 is presented for purposes of additional analysis as required by U.S. Office of Management and Budget Circular A-133, *Audits of States, Local Governments, and Non-Profit Organizations*, and is not a required part of the basic financial statements. Such information has been subjected to the auditing procedures applied in the audit of the basic financial statements and, in our opinion, is fairly stated in all material respects, in relation to the basic financial statements taken as a whole.

Katz, Sapper & Miller, LLP

Indianapolis, Indiana
June 6, 2011

SOUTH CENTRAL COMMUNITY ACTION PROGRAM, INC.

STATEMENT OF FINANCIAL POSITION
December 31, 2010

CURRENT ASSETS	
Cash and equivalents	$ 619,662
Grants receivable	429,169
Other receivables	35,243
Inventory	3,151
Current portion of mortgage receivable	1,680
Total Current Assets	1,088,905
PROPERTY AND EQUIPMENT, NET	1,365,926
OTHER ASSETS	
Mortgage receivable	40,100
Other assets	1,676
Total Other Assets	41,776
TOTAL ASSETS	$2,496,607
CURRENT LIABILITIES	
Accounts payable	$ 135,215
Accrued expenses	166,349
Current portion of long-term debt	160,949
Total Current Liabilities	462,513
LONG-TERM LIABILITIES	
Deferred income	158,725
Long-term debt, net of current portion	434,342
Total Long-term Liabilities	593,067
Total Liabilities	1,055,580
NET ASSETS	
Unrestricted	1,333,728
Temporarily restricted	107,299
Total Net Assets	1,441,027
TOTAL LIABILITIES AND NET ASSETS	$2,496,607

See accompanying notes.

SOUTH CENTRAL COMMUNITY ACTION PROGRAM, INC.

STATEMENT OF ACTIVITIES
Year Ended December 31, 2010

	Unrestricted	Temporarily Restricted	Total
REVENUE, GAINS AND SUPPORT			
Grant revenue	$ 9,876,794	$ 350,854	$10,227,648
In-kind contributions	638,688		638,688
Rental income	92,471		92,471
Interest income	535		535
Other income	136,808		136,808
	10,745,296	350,854	11,096,150
Net assets released from restrictions	359,509	(359,509)	
Total Revenue, Gains and Support	11,104,805	(8,655)	11,096,150
EXPENSES			
Program services	10,985,606		10,985,606
Management and general	48,891		48,891
Total Expenses	11,034,497		11,034,497
INCREASE (DECREASE) IN NET ASSETS	70,308	(8,655)	61,653
NET ASSETS			
Beginning of Year-Restated	1,263,420	115,954	1,379,374
End of Year	$ 1,333,728	$ 107,299	$ 1,441,027

See accompanying notes.

SOUTH CENTRAL COMMUNITY ACTION PROGRAM, INC.

STATEMENT OF CASH FLOWS
Year Ended December 31, 2010

OPERATING ACTIVITIES	
Increase in net assets	$ 61,653
Adjustments to reconcile increase in net assets to net cash used by operating activities:	
Depreciation	146,400
Amortization of bond issuance costs	2,828
(Increase) decrease in certain assets:	
Grants receivable	299,762
Other receivables	(2,247)
Inventory	317
Increase (decrease) in certain liabilities:	
Accounts payable	(973,211)
Accrued expenses	28,342
Cash held as agent	(10,024)
Deferred income	21,916
Net Cash Used by Operating Activities	(424,264)
INVESTING ACTIVITIES	
Purchases of property and equipment	(91,212)
Receipts from mortgage receivable	2,820
Net Cash Used by Investing Activities	(88,392)
FINANCING ACTIVITIES	
Proceeds from note payable	11,000
Payments on long-term debt	(25,663)
Payments on bonds	(33,936)
Net Cash Used by Financing Activities	(48,599)
NET DECREASE IN CASH AND EQUIVALENTS	(561,255)
CASH AND EQUIVALENTS	
Beginning of Year	1,180,917
End of Year	$ 619,662
SUPPLEMENTAL DISCLOSURES	
Interest paid	$ 35,114

See accompanying notes.

SOUTH CENTRAL COMMUNITY ACTION PROGRAM, INC.

NOTES TO FINANCIAL STATEMENTS

NOTE 1 - SUMMARY OF SIGNIFICANT ACCOUNTING POLICIES

General: South Central Community Action Program, Inc. (the Organization), is a nonprofit corporation, which was incorporated in 1965. The Organization receives federal and state funds 1) to provide the planning and development of programs that will intervene at critical points in the cause of poverty and will enable families and individuals to become more self-sufficient; 2) to provide continuing research related to the problems of poverty; and 3) to provide coordination for community efforts focused on poverty and community development. Among the programs the Organization offers are: Energy Assistance, Weatherization, Section 8 Housing, Community Services Block Grant, Headstart, and Self Sufficiency.

Estimates: Management uses estimates and assumptions in preparing financial statements in accordance with accounting principles generally accepted in the United States. Those estimates and assumptions affect the reported amounts of assets and liabilities, the disclosure of contingent assets and liabilities and the reported revenues and expenses. Actual results could vary from the estimates that were used.

Net Asset Classifications: The financial statements report the changes in and the total of each of the net asset classes, based upon donor restrictions, as applicable. Net assets are classified as unrestricted, temporarily restricted, and permanently restricted. The following classes of net assets are maintained by the Organization:

Unrestricted Net Assets include general and board designated assets and liabilities which may be used at the discretion of management to support the Organization's purposes and operations.

Temporarily Restricted Net Assets include assets related to gifts with explicit donor-imposed restrictions that have not been met as to specified purpose, or to later periods of time or after specified dates. Unconditional promises to give that are due in future periods and are not permanently restricted are classified as temporarily restricted net assets.

Cash and Equivalents: For purposes of the statement of cash flows, cash equivalents includes cash on hand, demand deposits and investments with original maturities of three months or less. The Organization maintains its cash in bank deposit accounts which, at times, may exceed the federally insured limits. The Organization has not experienced any losses from its bank accounts.

Receivables and Credit Policies: The Organization reviews its grants and other receivables for collectibility on a monthly basis for client accounts that exceed 60 days past due and older. Payments of grants and other receivables are allocated to the specific invoices identified on the client's remittance advice or, if unspecified, are applied to the earliest unpaid invoices. Periodically, management makes a determination if write-offs are necessary.

Inventory: The Organization's inventory as of December 31, 2010, consisted of the materials on hand from its weatherization programs. The inventory is valued at the lower of cost or market, with cost determined by the first-in, first-out method.

NOTE 1 - SUMMARY OF SIGNIFICANT ACCOUNTING POLICIES (CONTINUED)

Property and Equipment: Expenditures for property and equipment and items which substantially increase the useful lives of existing assets, greater than $5,000 and with a useful life greater than one year, are capitalized at cost, except for donated items, which are recorded at fair market value at the date of donation. The Organization provides for depreciation on the straight-line method at rates designed to depreciate the cost of assets over estimated useful lives as follows:

Administrative building and improvements	7-31.5 years
Rental houses	27.5 years
Equipment and vehicles	5 years

Long-Lived Assets, including the Organization's property and equipment, are reviewed for impairment whenever events or changes in circumstances indicate that the amount of an asset may not be recoverable. Recoverability is measured by comparison of the carrying amount to future net undiscounted cash flows expected to be generated by the related asset. If such assets are considered to be impaired, the impairment to be recognized is measured by the amount by which the carrying amount exceeds the fair market value of the assets. To date, there have been no impairment losses of the Organization's long-lived assets.

Mortgage Receivable: The Organization holds a mortgage receivable with an individual. The mortgage is related to certain real estate. The mortgage is payable to the Organization over 35 years in monthly installments of $140 through maturity in October 2035. There is no interest earned related to the agreement.

Support and Revenue: The Organization reports gifts of cash and other assets as restricted support if they are received with donor stipulations that limit the use of the donated assets. When a donor restriction expires, that is, when a stipulated time restriction ends or purpose restriction is accomplished, temporarily restricted net assets are reclassified to unrestricted net assets and reported in the statement of activities as net assets released from restrictions.

Government Grants and Contract Fees: Support funded by grants is recognized as the Organization performs the contracted services under grant agreements. Grant revenue is recognized as earned as the services are performed or eligible expenses are incurred. Grant expenditures are subject to audit and acceptance by the granting agency and, as a result of such audit, adjustments could be required.

In-Kind Contributions: The Organization receives in kind contributions from various donors for facilities, assets, supplies and other items. Such contributions are recorded both as revenue and an increase in assets or expense based on their nature and estimated fair market value at the date of donation.

Expense Allocation: Expenses are allocated directly or indirectly to various programs and supporting services as listed in the statement of activities. Expenses that can be identified with a specific program or supporting service are allocated directly according to their natural classification. All remaining indirect costs are allocated based upon allocation schedules determined by management.

Income Taxes: The Organization is exempt from federal income taxes under Section 501(c)(3) of the Internal Revenue Code. Therefore, no provision or liability for income taxes has been included in the financial statements. In addition, the Organization has been determined by the Internal Revenue Service not to be a private foundation within the meaning of Section 509(a) of the Internal Revenue Code. There was no unrelated business income for the year ended December 31, 2010.

The Organization files U.S. federal and state of Indiana information returns. The Organization is no longer subject to U.S. federal and state tax examinations by tax authorities for years before 2007.

NOTE 1 - SUMMARY OF SIGNIFICANT ACCOUNTING POLICIES (CONTINUED)

Subsequent Events: The Organization has evaluated the financial statements for subsequent events occurring through June 6, 2011, the date the financial statements were available to be issued. See Note 4.

NOTE 2 - GRANTS RECEIVABLE

Grants receivable are all due within one year and consisted of the following at December 31, 2010:

Individual Development Account Program	$ 11,329
Community Services Block Grant	19,984
Weatherization ARRA Grant	123,485
Weatherization Grant	5,097
Low-Income Energy Assistance Program Grant	51,780
Early Head Start Grant	48,933
Head Start Grant	80,937
Head Start Expansion Grant	46,759
Weatherization LIHEAP Grant	38,433
Sustainable Energy Weatherization Grant	2,432
Total Grants Receivable	$429,169

NOTE 3 - PROPERTY AND EQUIPMENT

Property and equipment consisted of the following at December 31, 2010:

Land	$ 39,918
Administrative building and improvements	1,308,681
Rental houses	1,026,016
Equipment and vehicles	541,098
	2,915,713
Less: Accumulated depreciation	1,549,787
Total Property and Equipment	$1,365,926

The rental houses are mortgaged through Owen County State Bank at a discounted mortgage, and the agreements restrict the use of the rental houses. See Note 6.

NOTE 4 – DEBT AND CREDIT ARRANGEMENTS

Long-term debt consisted of the following at December 31, 2010:

Bonds obligation, as described below.	$245,346
Mortgage note payable to a bank in monthly installments of $312, including interest computed at 6.75%, through April 2023, collateralized by property in Patricksburg, IN, which had a net book value of $40,429 at December 31, 2010.	31,369
Mortgage note payable to a bank in monthly installments of $167, including interest computed at 6.75%, through February 2022, collateralized by property in Spencer, IN, which had a net book value of $27,888 at December 31, 2010.	15,833
Mortgage note payable to a bank in monthly installments of $379, including interest computed at 6.75%, through June 2019, collateralized by property in Gosport, IN, which had a net book value of $47,629 at December 31, 2010.	29,543

NOTE 4 – DEBT AND CREDIT ARRANGEMENTS (CONTINUED)

Mortgage note payable to a bank in monthly installments of $207, including interest computed at 6.75%, through September 2020, collateralized by property in Gosport, IN, which had a net book value of $30,960 at December 31, 2010.	$ 17,813
Mortgage note payable to a bank in monthly installments of $199, including interest computed at 6.75%, through August 2020, collateralized by property in Gosport, IN, which had a net book value of $34,230 at December 31, 2010.	17,060
Mortgage note payable to a bank in monthly installments of $1,932, including interest computed at 6.125%, through February 2016, collateralized by two properties in Nashville, IN and one property in Needmore, IN, which had a total net book value of $155,342 at December 31, 2010.	102,851
Mortgage note payable to a bank in monthly installments of $223, including interest computed at 6.75%, through September 2020, collateralized by property in Spencer, IN, which had a net book value of $31,339 at December 31, 2010.	19,255
Mortgage note payable to a bank in monthly installments of $171, including interest computed at 6.75%, through February 2022, collateralized by property in Spencer, IN, which had a net book value of $26,952 at December 31, 2010.	16,221
Note payable to Indiana Housing and Community Development Authority, with a balloon payment due August 2011, which does not accrue interest.	100,000
Total	595,291
Less: Current maturities	160,949
Total Long-term Debt	$434,342

The Organization and Monroe County, Indiana (the Issuer) entered into a loan agreement April 1, 1992 under the terms of which the Issuer loaned the proceeds of the sale of $1,120,000, 6.5% fixed rate economic development revenue bonds to the Organization. The first issuance consisted of $850,000 of Series 1992 A bonds and requires monthly principal payments of $2,828 plus interest through May 2013 when any outstanding balance is due. The second issuance consisted of $270,000 of Series 1992 B bonds. The Series 1992 B bonds have been repaid. The funds were primarily used to fund construction of a 20,000 square foot office building.

This obligation is collateralized by a first mortgage and security interest in property and improvements located at the intersection of 15th and Lindbergh near Bloomington, IN, which had a net book value of $526,927 at December 31, 2010, as well as all equipment, furnishings, and personal property at the project site.

NOTE 4 – DEBT AND CREDIT ARRANGEMENTS (CONTINUED)

The aggregate maturities of long-term debt as of December 31, 2010, are as follows:

Payable In	Principal
2011	$160,949
2012	63,410
2013	208,878
2014	33,461
2015	35,652
Thereafter	92,941
	$595,291

In 2011, the Organization executed a line of credit agreement for borrowings up to $200,000 which expires in November 2011. Borrowings accrue interest at the bank's prime rate plus 1.0%, subject to a floor of 4.25%, and the line is secured by the general assets of the Organization.

NOTE 5 – OPERATING LEASES

The Organization has several operating leases, primarily for office space. These leases generally contain renewal options for one year periods. Rental expense was $66,519 in 2010. Future minimum lease payments required by all long-term noncancellable operating leases at December 31, 2010, was $44,610 payable in 2011.

NOTE 6 – LEASE INCOME

The Organization has several rental properties it leases to low-income families or individuals. These leases are for twelve month periods. The purchase of the rental properties was funded by an outside funder, along with discounted mortgages through Owen County State Bank. The mortgage agreements restrict the use of the properties to be rented. Rental income was $92,471 in 2010. Land and buildings associated with these leases had a net book value of $545,039 at December 31, 2010.

NOTE 7 - TEMPORARILY RESTRICTED NET ASSETS

Temporarily restricted net assets were available for the following purposes at December 31, 2010:

Weatherization program	$ 92,381
Playground expansion and renovation	590
Circles participant loans	1,900
Circles program	4,026
Emergency utility and rent payments	7,839
Food for Circles program	563
Total Temporary Restricted Net Assets	$107,299

NOTE 7 - TEMPORARILY RESTRICTED NET ASSETS (CONTINUED)

For the year ended December 31, 2010, net assets released from donor restrictions by incurring expenses satisfying the restricted purposes or by occurrence of other events specified by donors were as follows:

Weatherization program	$ 33,113
Playground expansion and renovation	4,410
Circles participant loans	4,300
Circles program	57,974
Emergency utility and rent payments	42,161
Food for Circles program	281
United Way	22,864
Reading is Fun	396
Low income housing energy assistance program	1,219
Head Start Food	164,270
Parking lot expansion	16,521
Emergency funds for Morgan County	12,000
Total Net Assets Released from Restrictions	$359,509

NOTE 8 - CONCENTRATIONS OF FUNDING

Government funding provided 95% of total revenue for the Organization for the year ended December 31, 2010. As part of government funding, three grants provided 53% of total revenue in 2010.

NOTE 9 - EMPLOYEE BENEFITS

The Organization sponsors a 403(b) retirement savings plan for the benefit of substantially all of its employees. Participants in the Plan may elect to contribute up to the maximum annual amounts set by the Internal Revenue Service. The Organization did not contribute to the plan in 2010.

NOTE 10 – RESTATEMENT OF 2009 FINANCIAL STATEMENTS

During 2010, management discovered an error related to funding received in advance of payments made to program participants and an error related to cash held as an agent for another organization. Therefore, the accompanying 2009 net asset balances have been restated to reclassify temporarily and permanently restricted net assets to liabilities and unrestricted net assets. The effect of the restatement on the 2009 financial statements from the amounts previously reported was as follows:

Decrease in temporarily restricted net assets at December 31, 2009	$152,815
Increase in deferred income at December 31, 2009	136,810
Increase in unrestricted net assets at December 31, 2009	16,005
Decrease in permanently restricted net assets at December 31, 2009	10,023
Increase in cash held as agent at December 31, 2009	10,023
Increase in net assets released from restrictions for the year ended December 31, 2009	16,005

KATZ, SAPPER & MILLER

Katz, Sapper & Miller, LLP
Certified Public Accountants

800 East 96th Street
Suite 500
Indianapolis, IN 46240

Tel 317.580.2000
Fax 317.580.2117

Independent Auditors' Report on Internal Control over Financial Reporting and on Compliance and Other Matters Based on an Audit of Financial Statements Performed in Accordance with Government Auditing Standards

Year Ended December 31, 2010

Board of Directors
South Central Community Action Program, Inc.

We have audited the financial statements of South Central Community Action Program, Inc. (an Indiana not-for-profit organization), as of and for the year ended December 31, 2010, and have issued our report thereon dated June 6, 2011. We conducted our audit in accordance with auditing standards generally accepted in the United States and the standards applicable to financial audits contained in *Government Auditing Standards*, issued by the Comptroller General of the United States.

Internal Control Over Financial Reporting

In planning and performing our audit, we considered South Central Community Action Program, Inc.'s internal control over financial reporting as a basis for designing our auditing procedures for the purpose of expressing our opinion on the financial statements, but not for the purpose of expressing an opinion on the effectiveness of South Central Community Action Program, Inc.'s internal control over financial reporting. Accordingly, we do not express an opinion on the effectiveness of South Central Community Action Program, Inc.'s internal control over financial reporting.

Our consideration of internal control over financial reporting was for the limited purpose described in the preceding paragraph and was not designed to identify all deficiencies in internal control over financial reporting that might be significant deficiencies or material weaknesses and therefore, there can be no assurance that all deficiencies, significant deficiencies or material weaknesses have been identified. However, as described in the accompanying schedule of findings and questioned costs, we identified a certain deficiency in internal control over financial reporting that we consider to be a material weakness.

A deficiency in internal control exists when the design or operation of a control does not allow management or employees, in the normal course of performing their assigned functions, to prevent, or detect and correct misstatements on a timely basis. A *material weakness* is a deficiency, or a combination of deficiencies, in internal control such that there is a reasonable possibility that a material misstatement of the entity's financial statements will not be prevented, or detected and corrected on a timely basis. We consider the deficiency described in the accompanying schedule of findings and questioned costs as item 2010-01 to be a material weakness.

Compliance and Other Matters

As part of obtaining reasonable assurance about whether South Central Community Action Program, Inc.'s financial statements are free of material misstatement, we performed tests of its compliance with certain provisions of laws, regulations, contracts, and grant agreements, noncompliance with which could have a direct and material effect on the determination of financial statement amounts. However, providing an opinion on compliance with those provisions was not an objective of our audit, and accordingly, we do not express such an opinion. The results of our tests disclosed no instances of noncompliance or other matters that are required to be reported under *Government Auditing Standards*.

We noted certain matters that we reported to management of South Central Community Action Program, Inc. in a separate letter dated June 6, 2011.

South Central Community Action Program, Inc.'s response to the finding identified in our audit is described in the accompanying schedule of findings and questioned costs. We did not audit South Central Community Action Program, Inc.'s response and, accordingly, we express no opinion on it.

This report is intended solely for the information and use of South Central Community Action Program, Inc.'s Board of Directors, management, others within the entity, and federal awarding agencies and pass-through entities and is not intended to be and should not be used by anyone other than these specified parties.

Katz, Sapper & Miller, LLP

Indianapolis, Indiana
June 6, 2011

SOUTH CENTRAL COMMUNITY ACTION PROGRAM, INC.

SCHEDULE OF EXPENDITURES OF FEDERAL AWARDS
Year Ended December 31, 2010

	Federal CFDA Number	Pass-through Entity Identifying Number	Expenditures
U.S. DEPARTMENT OF HEALTH AND HUMAN SERVICES			
Direct programs:			
Head Start Cluster			
Head Start	93.600		$ 1,861,914
ARRA - Head Start*	93.708		352,252
ARRA - Early Head Start*	93.709		600,456
Passed through the Indiana Housing and Community Development Authority:			
Low-Income Home Energy Assistance	93.568	WL-010-021	301,823
Low-Income Home Energy Assistance	93.568	WL-011-021	61,745
Low-Income Home Energy Assistance	93.568	LI-009-021	1,611,866
			1,975,434
Community Services Block Grant	93.569	CS-010-021	418,678
ARRA - Community Services Block Grant*	93.710	CS-ARRA-021	679,407
			1,098,085
Assets for Independence Demonstration Program	93.602	IDA-009-021	20,860
Assets for Independence Demonstration Program	93.602	IDA-010-024	11,330
			32,190
U.S. DEPARTMENT OF ENERGY			
Passed through the Indiana Housing and Community Development Authority:			
Weatherization Assistance for Low-Income Persons	81.042	WX-009-021-01	107,035
Weatherization Assistance for Low-Income Persons	81.042	WX-010-021	65,723
ARRA - Weatherization Assistance for Low-Income Persons*	81.042	HEC-009-026	637,575
ARRA - Weatherization Assistance for Low-Income Persons*	81.042	HEC-010-026	906,357
Weatherization Assistance for Low-Income Persons	81.042	SE-011-026	2,433
			1,719,123
U.S. DEPARTMENT OF HOUSING AND URBAN DEVELOPMENT			
Passed through the Indiana Housing and Community Development Authority:			
Section 8 Housing Choice Vouchers	14.871	None Noted	2,244,579
TOTAL EXPENDITURES OF FEDERAL AWARDS			$ 9,884,033

* *Grant relates to the American Recovery and Reinvestment Act of 2009*

See accompanying notes to schedule of expenditures of federal awards.

SOUTH CENTRAL COMMUNITY ACTION PROGRAM, INC.

NOTES TO SCHEDULE OF EXPENDITURES OF FEDERAL AWARDS

NOTE 1 - BASIS OF PRESENTATION

The accompanying schedule of expenditures of federal awards includes the federal grant activity of South Central Community Action Program, Inc. and is presented on the accrual basis of accounting. The information in this schedule is presented in accordance with the requirements of OMB Circular A-133, *Audits of States, Local Governments, and Non-Profit Organizations*. Therefore, some amounts presented in this schedule may differ from amounts presented in, or used in the preparation of, the financial statements

KATZ, SAPPER & MILLER

Katz, Sapper & Miller, LLP
Certified Public Accountants

800 East 96th Street
Suite 500
Indianapolis, IN 46240

Tel 317.580.2000
Fax 317.580.2117

Independent Auditors' Report on Compliance with Requirements that Could Have a Direct and Material Effect on Each Major Program and on Internal Control over Compliance in Accordance with OMB Circular A-133

Year Ended December 31, 2010

Board of Directors
South Central Community Action Program, Inc.

Compliance

We have audited South Central Community Action Program, Inc.'s compliance with the types of compliance requirements described in the U. S. Office of Management and Budget (OMB) *Circular A-133 Compliance Supplement* that could have a direct and material effect on each of South Central Community Action Program, Inc.'s major federal programs for the year ended December 31, 2010. South Central Community Action Program, Inc.'s major federal programs are identified in the summary of auditors' results section of the accompanying schedule of findings and questioned costs. Compliance with the requirements of laws, regulations, contracts, and grants applicable to each of its major federal programs is the responsibility of South Central Community Action Program, Inc.'s management. Our responsibility is to express an opinion on South Central Community Action Program, Inc.'s compliance based on our audit.

We conducted our audit of compliance in accordance with auditing standards generally accepted in the United States; the standards applicable to financial audits contained in *Government Auditing Standards*, issued by the Comptroller General of the United States; and OMB Circular A-133, *Audits of States, Local Governments, and Non-Profit Organizations*. Those standards and OMB Circular A-133 require that we plan and perform the audit to obtain reasonable assurance about whether noncompliance with the types of compliance requirements referred to above that could have a direct and material effect on a major federal program occurred. An audit includes examining, on a test basis, evidence about South Central Community Action Program, Inc.'s compliance with those requirements and performing such other procedures as we considered necessary in the circumstances. We believe that our audit provides a reasonable basis for our opinion. Our audit does not provide a legal determination of South Central Community Action Program, Inc.'s compliance with those requirements.

In our opinion, South Central Community Action Program, Inc. complied, in all material respects, with the compliance requirements referred to above that could have a direct and material effect on each of its major federal programs for the year ended December 31, 2010. However, the results of our auditing procedures disclosed instances of noncompliance with those requirements, which is required to be reported in accordance with OMB Circular A-133 and which is described in the accompanying schedule of findings and questioned costs as items 2010-03, 2010-05, and 2010-07.

Internal Control Over Compliance

Management of South Central Community Action Program, Inc. is responsible for establishing and maintaining effective internal control over compliance with the requirements of laws, regulations, contracts, and grants applicable to federal programs. In planning and performing our audit, we considered South Central Community Action Program, Inc.'s internal control over compliance with the requirements that could have a direct and material effect on a major federal program in order to determine our auditing procedures for the purpose of expressing our opinion on compliance and to test and report on internal control over compliance in accordance with OMB Circular A-133, but not for the purpose of expressing an opinion on the effectiveness of internal control over compliance. Accordingly, we do not express an opinion on the effectiveness of South Central Community Action Program, Inc.'s internal control over compliance.

A *deficiency in internal control over compliance* exists when the design or operation of a control over compliance does not allow management or employees, in the normal course of performing their assigned functions, to prevent, or detect and correct, noncompliance with a type of compliance requirement of a federal program on a timely basis. A *material weakness in internal control over compliance* is a deficiency, or combination of deficiencies, in internal control over compliance, such that there is a reasonable possibility that material noncompliance with a type of compliance requirement of a federal program will not be prevented, or detected and corrected, on a timely basis.

Our consideration of the internal control over compliance was for the limited purpose described in the first paragraph of this section and was not designed to identify all deficiencies in internal control over compliance that might be deficiencies, significant deficiencies, or material weaknesses. We did not identify any deficiencies in internal control over compliance that we consider to be material weaknesses, as defined above. However, we identified certain deficiencies in internal control over compliance that we consider to be significant deficiencies as described in the accompanying schedule of findings and questioned costs as items 2010-02, 2010-04, and 2010-06. A *significant deficiency in internal control over compliance* is a deficiency, or a combination of deficiencies, in internal control over compliance with a type of compliance requirement of a federal program that is less severe than a material weakness in internal control over compliance, yet important enough to merit attention by those charged with governance.

South Central Community Action Program, Inc.'s responses to the findings identified in our audit are described in the accompanying schedule of findings and questioned costs. We did not audit South Central Community Action Program, Inc.'s responses and, accordingly, we express no opinion on the responses.

This report is intended solely for the information and use of the South Central Community Action Program, Inc.'s Board of Directors, management, others within South Central Community Action Program, Inc., and federal awarding agencies and pass-through entities, and is not intended to be and should not be used by anyone other than these specified parties.

Katz, Sapper & Miller, LLP

Indianapolis, Indiana
June 6, 2011

SOUTH CENTRAL COMMUNITY ACTION PROGRAM, INC.

SCHEDULE OF FINDINGS AND QUESTIONED COSTS
Year Ended December 31, 2010

SECTION I – Summary of Auditors' Results

Financial Statements

Type of auditor's report issued [*unqualified, qualified, adverse, or disclaimer*]: Unqualified

Internal control over financial reporting:

- Material weakness(es) identified? ✓ yes ____ no
- Significant deficiency(ies) identified that are not considered to be material weaknesses? ____ yes ✓ none reported
- Noncompliance material to financial statements noted? ____ yes ✓ no

Federal Awards

Internal control over major programs:

- Material weakness(es) identified? ____ yes ✓ no
- Significant deficiency(ies) identified that are not considered to be material weaknesses? ✓ yes ____ none reported

Type of auditor's report issued on compliance for major programs [*unqualified, qualified, adverse, or disclaimer*]: Unqualified

Any audit findings disclosed that are required to be reported in accordance with section 510(a) of OMB Circular A-133? ✓ yes ____ no

Identification of major programs:

CFDA Numbers	Name of Federal Program
81.042	ARRA - Weatherization Assistance for Low-Income Persons
81.042	Weatherization Assistance for Low-Income Persons
93.568	Low-Income Home Energy Assistance
93.569	Community Services Block Grant (CSBG Cluster)
93.710	ARRA – Community Services Block Grant (CSBG Cluster)
93.600	Head Start (Head Start Cluster)
93.708	ARRA – Head Start (Head Start Cluster)
93.709	ARRA – Early Head Start (Head Start Cluster)

SOUTH CENTRAL COMMUNITY ACTION PROGRAM, INC.

SCHEDULE OF FINDINGS AND QUESTIONED COSTS (CONTINUED)
Year Ended December 31, 2010

SECTION I – Summary of Auditors' Results (Continued)

Dollar threshold used to distinguish between type A and type B programs:	$300,000
Auditee qualified as low-risk auditee?	✓ yes _____ no

SECTION II – Financial Statement Findings

2010-01: Restatement of 2009 Financial Statements

Criteria: Management is responsible for the design and implementation of internal controls over financial reporting to ensure financial statements will be free of material misstatements.

Condition and Context: There were material misstatements noted in certain account balances reported as of December 31, 2009. As a result, the related balances were restated.

Cause and Effect: Internal controls were not effective in finding and correcting the material misstatement as of December 31, 2009. This demonstrates that there is a material weakness in internal control over financial reporting.

Recommendations: Management should improve internal controls over financial reporting to ensure financial statements will be free of material misstatements specifically in the areas of grant revenue recognition and deferred revenue.

Management Responses: Management's correction of the prior year mistreatment of deferred revenue was made in 2011 and resulted in the prior period adjustment. There were no material misstatements noted during the audit of the December 31, 2010 balances.

SOUTH CENTRAL COMMUNITY ACTION PROGRAM, INC.

SCHEDULE OF FINDINGS AND QUESTIONED COSTS (CONTINUED)
Year Ended December 31, 2010

SECTION III – Federal Award Findings and Questioned Costs

Findings and questioned costs for federal awards including audit findings as defined by OMB Circular A-133 Section 510(a):

U.S. Department of Health and Human Services

2010-02 Low-Income Housing Energy Assistance Program – CFDA 93.568

Significant Deficiency in Internal Control over Compliance

Criteria: All documentation required by The Energy Assistance Program Manual to verify eligibility must be maintained.

Condition and Context: One of the forty client files selected for testing could not be located.

Cause and Effect: The internal controls over compliance in relationship to the requirement were not adequate to ensure proper documentation is maintained for each client. The effect of the deficiency is that the Organization did not fully comply with the requirement set forth by Energy Assistance Program Manual provided by the pass-through agency. The deficiency could result in a client receiving benefits, when the client does not meet the requirements for eligibility for those benefits.

Recommendation: The Organization should implement adequate internal controls and procedures to ensure that information needed for the client files is maintained.

Management Responses: The recommended procedures will be implemented as described above.

SECTION III – Federal Award Findings and Questioned Costs (Continued)

2010-03 Low-Income Housing Energy Assistance Program – CFDA 93.568

Eligibility

Criteria: All documentation required by The Energy Assistance Program Manual to verify eligibility must be maintained.

Condition and Context: One of the forty client files selected for testing could not be located.

Cause and Effect: As noted above in finding 2010-02, the internal controls over compliance in relationship to the requirement were not adequate to ensure all documentation was properly maintained for each client. The effect of the deficiency is that the Organization did not comply with the requirement as set forth by the Energy Assistance Program Guidance provided by the pass-through agency.

Recommendation: The Organization should implement adequate internal controls and procedures to ensure that information needed for the client files is maintained.

Management Responses: The recommended procedures will be implemented as described above.

SECTION III – Federal Award Findings and Questioned Costs (Continued)

2010-04 Head Start Cluster – CFDA 93.600, 93.708, 93.709

Significant Deficiency in Internal Control over Compliance

Criteria: The Office of Human Development Services, of the U.S. Department of Health and Human Services, Program Performance Standards section 1304.2 states that a grantee must "obtain from a health care professional a determination as to whether the child is up-to-date on a schedule of age appropriate preventative and primary healthcare which includes medical, dental, and mental health."

Condition and Context: One of the forty client files selected for testing had no documentation of a current physical examination.

Cause and Effect: The internal controls over compliance in relationship to the requirement were not adequate to ensure proper documentation is maintained in each client's file. The effect of the deficiency is that the Organization did not fully comply with the requirement set forth by the U.S. Department of Health and Human Services Guidance. The deficiency could result in a client receiving benefits, when the client does not meet the requirements for eligibility for those benefits.

Recommendation: The Organization should implement adequate internal controls and procedures to ensure that information needed for the client files is complete and timely, consistent with the required standards. The Organization should also develop a process to suspend or deny assistance if current documentation is not provided by the client during re-verification.

Management Responses: The recommended procedures will be implemented as described above.

SECTION III – Federal Award Findings and Questioned Costs (Continued)

2010-05 Head Start Cluster – CFDA 93.600, 93.708, 93.709

Eligibility

Criteria: The Office of Human Development Services, of the U.S. Department of Health and Human Services, Program Performance Standards section 1304.2 states that a grantee must "obtain from a health care professional a determination as to whether the child is up-to-date on a schedule of age appropriate preventative and primary healthcare which includes medical, dental, and mental health."

Condition and Context: One of the forty client files selected for testing had no documentation of a current physical examination.

Cause and Effect: As noted above in finding 2010-04, the internal controls over compliance in relationship to the requirement were not adequate to ensure all documentation was properly included and all files were maintained. The effect of the deficiency is that the Organization did not comply with the requirement as set forth by the U.S. Health and Human Services Guidance.

Recommendation: The Organization should implement adequate internal controls and procedures to ensure that information needed for the client files is complete and timely. The Organization should maintain all documentation and periodically review files for completeness.

Management Responses: The recommended procedures will be implemented as described above.

SOUTH CENTRAL COMMUNITY ACTION PROGRAM, INC.

SCHEDULE OF FINDINGS AND QUESTIONED COSTS (CONTINUED)
Year Ended December 31, 2010

SECTION III – Federal Award Findings and Questioned Costs (Continued)

2010-06 Head Start Cluster – CFDA 93.600, 93.708, 93.709

Significant Deficiency in Internal Control over Compliance

Criteria: The OMB Circular A-133 2010 Compliance Supplement states that the Davis-Bacon Act applies to all construction or major renovation of facilities under the Head Start program. The requirements of the Davis-Bacon Act are that a prevailing wage must be used by the contractor or sub-contractor, and weekly certified payrolls must be submitted to the Head Start agency.

Condition and Context: The Organization did renovation on one of its facilities, and the Davis-Bacon Act was not followed during this project. A prevailing wage was not used and weekly certified payrolls were not submitted to the Head Start agency, as required by the guidance.

Cause and Effect: The internal controls over compliance in relationship to the requirement were not adequate to ensure requirements of the program were met. The effect of the deficiency is that the Organization did not fully comply with the requirement set forth by the U.S. Department of Health and Human Services.

Recommendation: The Organization should implement adequate internal controls and procedures to ensure that all requirements are being met when any new project is started. The Organization should consult with a member of management who has the necessary knowledge of the program requirements before entering into any new contract for a construction or renovation project.

Management Responses: The recommended procedures will be implemented as described above.

SECTION III – Federal Award Findings and Questioned Costs (Continued)

2010-07 Head Start Cluster – CFDA 93.600, 93.708, 93.709

Davis-Bacon Act

Criteria: The OMB Circular A-133 2010 Compliance Supplement states that the Davis-Bacon Act applies to all construction or major renovation of facilities under the Head Start program. The requirements of the Davis-Bacon Act are that a prevailing wage must be used by the contractor or sub-contractor, and weekly certified payrolls must be submitted to the Head Start agency.

Condition and Context: The Organization did renovation on one of its facilities, and the Davis-Bacon Act was not followed during this project. A prevailing wage was not used and weekly certified payrolls were not submitted to the Head Start agency, as required by the guidance.

Cause and Effect: As noted above in finding 2010-08, the internal controls over compliance in relationship to the requirement were not adequate to ensure all program requirements were met. The effect of the deficiency is that the Organization did not comply with the requirement as set forth by the U.S. Department of Health and Human Services.

Recommendation: The Organization should implement adequate internal controls and procedures to ensure that before any new construction or renovation project, a member of management who is knowledgeable of program requirements ensures all requirements are being met.

Management Responses: The recommended procedures will be implemented as described above.

SECTION IV – Summary Schedule of Prior Audit Findings

No prior year findings.

(34)

Jack Hopkins Social Services Funding Application

Funding Sheet

Lead Agency:

Name: South Central Housing Network Inc. (Indiana Non-Profit)

Is the Lead Agency a 501(c)(3)? ☐ Yes ■ No | Is this a collaborative project? ☐ Yes ☐ No

Number of Agency Employees: Full-time _____ Part-time _____ Volunteers 23

Address where Project will be facilitated or housed:
401 North Morton, Bloomington, IN 47404

Name of Project Administrator: Scott Stowers

Address: 413 South Landmark, Bloomington, IN 47402

Telephone & E-mail: tstowers@iuhealth.org

Name of other participating agencies, if different from Lead Agency: Catholic Charities, Genesis House,
Shalom Community Center, IU Health Positive Link, IU Health Individual Solutions, Wellspring, HAND and other network partners

Proposed Project:

Title of Project: Affordable Housing Study

Total Cost of Project: $22,020

Requested JHSSF Amount: $17,020

Other Funds Expected for Project:

Amount	Source	Confirmed or Pending
~~5000~~ $5,000	Summit Realty	Confirmed (Donated)

Number of Clients Served by this Project in 2012: 376

Number of City Residents Served by this Project in 2012: 308

Is this a request for operational costs? ☐ Yes ■ No

If "yes," is the request for a pilot project or for bridge funding? ■ Pilot ☐ Bridge

Example:
Tables: 5 tables @ $12.00 each
Chairs: 20 chairs @ $8.00 each

Funding Information:

Please note: Due to limited funds, the Committee often recommends partial funding for a program. In the interest of helping the Committee best decide how to distribute funds, please provide an itemized list of program elements, ranked by priority and their costs.

ITEM	COST
Consulting work to develop an Affordable Housing/Services Asset Map for Bloomington and surrounding region	$22,020.00

Claim Submission Date: *(check one)*

☑ July 2012 – September 2012

☐ October 2012 – December 2012

☐ Other

Jack Hopkins Social Services Funding Application

Agency Contact Sheet

Lead Agency:

Name: South Central Housing Network, INC

Address: PO Box 1149

Bloomington, IN 47402

Phone & E-Mail: 812.353.2792

Website: www.southcentralhousing.org

President of Board of Directors: Scott Stowers

Director Information

Director of Lead Agency: Same as above

Director's Address:

Phone & E-Mail:

Presenter Information

Name of Person to Present Application to the Committee: Scott Stowers

Address: PO Box 1149, Bloomington, IN 47402

Phone & E-mail: 812.353.2792, tstowers@iuhealth.org

Grant Writer Information

Name of Grant Writer: Network Executive Committee

Address: PO Box 1149, Bloomington, IN 47402

Phone & E-Mail: 812.353.2792, tstowers@iuhealth.org

Please also include:

- The Agency's Mission Statement in Two-Page Application Narrative
- A Simple Program Budget for use of requested funds (please check your math)
- A year-end financial statement that includes fund balances and total revenue & expenditures

Who We Are

The South Central Housing Network (SCHN), Inc.'s mission is "to provide and coordinate the best possible housing resources and supportive services to those who are most in need." To that end, the SCHN has been working to bring encies together to collaborate on housing services for the past 16 years. The SCHN has developed from a small group of agencies to become the large group that it is today, averaging 20 attendees per month. This growth didn't happen quickly and it was assisted by volunteer time on the part of SCHN members who are dedicated to serving those who are most in need in our region. Most of this work has been done for free and without applause but today's service coordination problems require a more public presence.

During the past 16 years, the Housing Network has provided the lead on the Continuum of Care application to the State of Indiana. Per the City of Bloomington's Consolidated Plan, "The Housing Network has primary responsibility for gathering data for the Continuum of Care applications. As such, it is an essential part of the development of new programs and facilities to address poverty issues." (Consolidated Plan 2010-2014, pg. 56) The membership of the Housing Network includes agencies such as Amethyst House, Centerstone, Martha's House, Shalom Community Center, Stepping Stones, Catholic Charities, Genesis House, Life Designs, HAND, New Hope Family Shelter, IU Health Bloomington, and many others.

Catholic Charities of Bloomington is a recognized 501 C-3 charitable organization serving Bloomington and the surrounding region with programs designed to enhance the dignity and functioning for all persons in the community-at-large through education, social service delivery and advocacy. Because SCHN is not a 501 C-3 and because Catholic Charities has recognized the need for a regional plan, they have agreed to serve as the fiscal agent for this project.

The Problem

In Bloomington alone, funding earmarked for housing and social services reached a remarkable $13,025,891 in 2010. Yet the number of homeless we serve locally continues to rise. According to data collected during our annual Point in Time Count, the numbers, regional homelessness rose by 20% from 2007 to 2011. The recent recession and resulting housing crisis coupled with increased jobless rates has caused a surge in homelessness nationwide and Bloomington is also seeing similar increases in numbers. While new shelter space has opened in Bloomington recently including Genesis, Interfaith, and New Hope, each shelter, along with Martha's House and Backstreet Mission, continue to operate at or near capacity on a nightly basis with waitlists being common.

Funding has decreased annually since 2010, and in 2012, we will see a significant decrease in local funding for two very important programs. First, Public Housing funds will decrease by $1,099,500. For many people, public housing subsidies represent the only funding available to prevent them from becoming homeless. Since the subsidies are based on income, public housing units are affordable housing units and any loss of public housing units will result in an increased demand for other scarce resources for our community and ultimately an additional increase in our homeless numbers.

Next, in 2009, the South Central Housing Network secured nearly $750,000 in HUD funding to operate the Homeless Prevention and Rapid Re-Housing Program in our 6 county region that includes Monroe County. This program has allowed us to secure housing for who are homeless or to intervene and prevent people from becoming homeless who would otherwise have lost their housing. Since the program's inception in September of 2009, this program has re-housed 166 people who were previously homeless and prevented homelessness for an additional 123 people. The HPRP program had a significant impact on our community by preventing people from becoming homeless, rapidly re-housing those who had already become homeless and freeing up shelter space for those who were most in need of those services.

Unfortunately, the HPRP program is scheduled to end on 6/30/2012. This will create another significant gap in homeless services across our region and will lead to a further increase in our homeless population. Perhaps the most significant accomplishment of the HPRP program was the ability to help individuals and families remain in their own communities (rather than having to access services in Bloomington) by being able to provide assistance to them in any of the 6 counties of the South Central Housing Network's region.

With homeless numbers already rising and these significant losses likely to lead to continued increases, it is imperative that we act now to develop a framework for gathering data that will help us to understand our current homeless population, their origin and their needs. Current data and systems do not allow us to accurately track the origin of our

homeless population. In fact, many agencies do not have any systems in place to capture the necessary information to begin a study of the population we serve. Additionally, there is little information on either the quantity or quality of our affordable housing locally or across our region. Without this information we cannot know the true nature or solution for the increased numbers of homeless arriving at the doorsteps of our Bloomington shelters. The fact remains that increased funds and increased shelter capacity have not solved the problem. If we are in fact seeing increased numbers of people in our city because of inadequate housing and resources available in our surrounding counties then the only way to solve our problem locally is to understand and address the problem regionally.

In fact, a regional approach is a mandate of any new federal funding and has been for a number of years. The difficulty with this mandate is the fact that the funding is only available to those areas within each region that can prove there is a need for homeless funding for services. The proof comes from agencies that serve the homeless and have the systems in place to produce and track data on this population. These agencies and systems are primarily located in the city of Bloomington. Because of this, we are caught in a cycle of Bloomington having better data which brings more funds to provide more services which results in better data. As a result, Bloomington has become the regional hub for homeless services.

Our Plan

Nearly 12 years ago, the National Alliance to End Homelessness kicked off its 10 year plan to end homelessness campaign and subsequently 234 local, regional and state plans were created nationwide with that exact goal in mind; ending homelessness in 10 years. This year, the majority of those plans will reach their 10 year mark. In light of the fact that nowhere in America has homelessness been eliminated or resolved, the Alliance has conducted and continues to conduct research on these plans to identify best practice models as well as commonalities for why those plans were not successful.

In January of this year, the South Central Region Housing Network began working to create a regional plan to address homelessness. We are using the best practice research completed by the Alliance to build a framework for our plan. Our goal is to model those practices that produced successful outcomes and avoid those practices that did not. The National Alliance to End Homelessness has a blueprint created for us to use in developing our regional plan. The blueprint includes ten essentials to create the plan including planning for outcomes, preventing homelessness before it starts, creating an adequate supply of housing units, and building infrastructure to systematically address problems that lead to crisis poverty. To build the plan, the Housing Network needs to fully understand the problem. In fact, one of the key issues identified in recent research on the plans that failed to end homelessness was the inability to effectively measure outcomes. In order to understand if our outcomes have been effective, we need to collect data to use as a snapshot of our homeless problem prior to implementing our regional plan. This data will include information about the homeless population available through HUD's HMIS data collection system. Understanding what, if any, programs are available to economically and efficiently prevent homelessness. The goal of this plan is to create a clear path to housing and other services for people who have been released from institutions such as jail or have contributing factors such as mental and physical health issues, limited education, lack of access to needed services, or income loss.

Our Request

In order to build a plan of this magnitude that addresses the concerns of this region, of which Bloomington is the hub of services, the Housing Network needs to hire a consultant to conduct data collection and evaluation. The Consolidated Plan (pg. 74) Strategy 1 under Specific Objectives/Homeless states "Commitment in the coordination of services for the homeless through the Housing Network for Region 10." To that end, the Housing Network is asking for $15,000 to hire * to do a regional asset map for resources in Monroe and surrounding counties to help us develop the blueprint.

This regional map will identify the cost and location of affordable housing units within our region and map those alongside available community resources. This will help us gain a clear understanding of housing costs across our region inclusive of the costs associated with distance from available jobs, schools, assistance agencies and other necessary community resources. This information will provide us with the first step in identifying the prevalence of one of the root causes of homelessness, high housing costs, and is the beginning step in fulfilling a key best practice identified in the Alliance's Blue Print: to create an adequate supply of affordable housing units. This is the first step in developing a regional solution that will balance responsibility for housing provision regionally and allow people experiencing homelessness the important choice to remain in their own communities.

Community Solutions

About Us

Community Solutions, Inc. (CSI) is a small but powerful community and human service development consulting firm that is having an impact on communities as diverse as neighborhoods, correctional systems, human service agencies, healthcare providers, and foundations, to name a few. Our influence lies not in bricks and mortar, but in people, programs, organizations, and systems. We understand that any community—be it residents within a neighborhood, clients within a system, service providers within a region, or policy makers and funders across the country—can only succeed when the people that make it up have the tools, resources, strategies, and partnerships in place to allow them to be nimble, bold, and excellent.

Community Solutions combines the unique talents of individuals from a wide range of backgrounds: strategic planning, public health, project management, community development, fund development/grant writing, public policy, research, and evaluation to achieve results for the clients we serve.

Project Scope

It is our understanding that IU Health is seeking technical assistance to develop an Affordable Housing/Services Asset Map for the following counties: Green, Lawrence, martin, Monroe, Morgan, and Owen. In order to assist IU Health, Community Solutions, Inc. (CSI) proposes a scope of work that includes:

- Assessment and mapping of affordable and supportive housing stock in each of the counties;
- Assessment and mapping of support services available in each of the counties;
- Mapping of key community assets such as schools, child care centers and primary employers;
- Identification of transportation resources/patterns for low income people in each of the counties;
- Electronic survey of area service providers/faith based organizations to identify assets;
- Focus groups (at least one per county) of people who seek this housing/supportive services in order to identify barriers to access;
- Preparation of final report.

Key Personnel

The lead staff for this project would be Lisa Osterman, Senior Consultant for Community Solutions. Ms. Osterman has a strong history of developing community based assessments related to social service needs, health care needs, and housing needs. Lena Hackett, MPH, President of Community Solutions, will assist Ms. Osterman. Additional Community Solutions staff may be used to conduct additional data gathering, focus groups, and/or provide administrative support.

Cost Estimate

Community Solutions services for this project would be provided at the rate of $110/hour. Expenses will be billed at actual cost to CSI. An invoice will be provided on a monthly basis and will detail the work that was conducted and the time related to each work item. It is estimated that this project will take between 144-182 hours. Time will be capped at 182 hours providing there is no significant change in the scope of work.

Key data source identification: Identification of community resources in each county; county level data sources; housing providers, etc. Identification of key informants for project. Estimate 20-24 hours	$2,200 - $2,640
Electronic survey: Initial survey of service providers, faith-based organizations and community-based funders to gather data regarding housing and service agencies and other community assets Estimate 32-40 hours	$3,520 - $4,400
Mapping of assets: Development of asset charts and map for each county Estimate 32-40 hours	$3,520 - $4,400
Focus groups: One focus group per county to identify barriers to access Estimate 20-26 hours	$2,200-$2,860
Preparation of Final Report Estimate 40-52 hours	$4,400-$5,720

Materials, Mileage, Supplies Billed at actual cost.	$1,800-$2,000
Total Estimated Cost	**$17,640 – $22,020**

Conclusion

CSI is committed to working with organizations and agencies to maximize the impact, influence, and leverage they have in their communities to produce excellent results. We look forward to working with IU Health on this project.

Internal Revenue Service
P.O. Box 2508
Cincinnati, OH 45201

Department of the Treasury

Date: July 12, 2011

Person to Contact:
Roger Meyer
Toll Free Telephone Number:
877-829-5500
Employer Identification Number:
53-0196617
Group Exemption Number:
0928

United States Conference of Catholic Bishops
3211 4th Street, NE
Washington, DC 20017-1194

Dear Sir/Madam:

This responds to your July 1, 2011, request for information regarding the status of your group tax exemption.

Our records indicate that you were issued a determination letter in March 1946, that you are currently exempt from federal income tax under section 501(c)(3) of the Internal Revenue Code, and are not a private foundation within the meaning of section 509(a) of the Code because you are described in sections 509(a)(1) and 170(b)(1)(A)(i).

With your request, you provided a copy of the *Official Catholic Directory for 2011*, which includes the names and addresses of the agencies and instrumentalities and the educational, charitable, and religious institutions operated by the Roman Catholic Church in the United States, its territories, and possessions that are subordinate organizations under your group tax exemption. Your request indicated that each subordinate organization is a non-profit organization, that no part of the net earnings thereof inures to the benefit of any individual, and that no substantial part of their activities is for promotion of legislation. You have further represented that none of your subordinate organizations is a private foundation under section 509(a), although all subordinates do not all share the same sub-classification under section 509(a). Based on your representations, the subordinate organizations in the *Official Catholic Directory for 2011* are recognized as exempt under section 501(c)(3) of the Code under GEN 0928.

Donors may deduct contributions to you and your subordinate organizations as provided in section 170 of the Code. Bequests, legacies, devises, transfers, or gifts to them or for their use are deductible for federal estate and gifts tax purposes if they meet the applicable provisions of section 2055, 2106, and 2522 of the Code.

Subordinate organizations under a group exemption do not receive individual exemption letters. Most subordinate organizations are not separately listed in Publication 78 or the EO Business Master File. Donors may verify that a subordinate organization is included

in your group exemption by consulting the *Official Catholic Directory*, the official subordinate listing approved by you, or by contacting you directly. IRS does not verify the inclusion of subordinate organizations under your group exemption. See IRS Publication 4573, *Group Exemption*, for additional information about group exemptions.

Each subordinate organization covered in a group exemption should have its own EIN. Each subordinate organization must use its own EIN, not the EIN of the central organization, in all filings with IRS.

If you have any questions, please call us at the telephone number shown in the heading of this letter.

Sincerely,

Cindy Thomas

Cindy Thomas
Manager, Exempt Organizations
Determinations

ALABAMA · COLORADO · ARIZONA · MAINE · TEXAS · UTAH · ALASKA · GEORGIA · DELAWARE · ILLINOIS · KANSAS · NORTH CAROLINA · OREGON · NEBRASKA · KENTUCKY · IOWA · LOUISIANA · WISCONSIN · TENNESSEE · IDAHO · NEW HAMPSHIRE · NEW JERSEY · NEW MEXICO · CONNECTICUT · FLORIDA · MASSACHUSETTS · CALIFORNIA · MICHIGAN · MINNESOTA · MISSISSIPPI · MISSOURI · WEST VIRGINIA · NEW YORK · NEVADA · NORTH DAKOTA · PENNSYLVANIA · SOUTH CAROLINA · SOUTH DAKOTA · MARYLAND · ARKANSAS · INDIANA · OKLAHOMA · RHODE ISLAND · MONTANA · HAWAII · WASHINGTON · VIRGINIA · VERMONT · WYOMING · OHIO ·

1817 2011

The Official Catholic Directory

Anno Domini

2011

Published Annually by
P.J. Kenedy & Sons

Archdiocese of Indianapolis

(Archidioecesis Indianapolitana)

Most Reverend

DANIEL MARK BUECHLEIN, O.S.B., D.D.

Archbishop of Indianapolis; ordained May 8, 1964; appointed to Memphis January 16, 1987; consecrated Bishop March 2, 1987; installed March 2, 1987; appointed Archbishop of Indianapolis July 14, 1992; installed September 9, 1992.

Most Reverend

CHRISTOPHER J. COYNE

Auxiliary Bishop of Indianapolis; ordained June 7, 1986; appointed Auxiliary Bishop of Indianapolis and Titular Bishop of Mopta January 14, 2011; installed March 2, 2011.

SEEK THE FACE OF THE LORD

The Archbishop Edward T. O'Meara Catholic Center: 1400 N. Meridian St., P.O. Box 1410, Indianapolis, IN 46206. Tel: 317-236-1400; Fax: 317-236-1401.

Web: www.archindy.org

Email: chancery@archindy.org

Square Miles 13,755.

Established a Diocese in 1834; established an Archdiocese December 19, 1944 by decree of Pope Pius XII.

Comprises the Counties of Bartholomew, Brown, Clark, Clay, Crawford, Dearborn, Decatur, Fayette, Floyd, Franklin, Hancock, Harrison, Hendricks, Henry, Jackson, Jefferson, Jennings, Johnson, Lawrence, Marion, Monroe, Morgan, Ohio, Orange, Owen, Parke, Perry, Putnam, Ripley, Rush, Scott, Shelby, Switzerland, Union, Vermillion, Vigo, Washington and Wayne, and the township of Harrison in Spencer County, in the southern part of Indiana.

For legal titles of parishes and archdiocesan institutions, consult the Chancery Office.

STATISTICAL OVERVIEW

Personnel	
Archbishops	1
Auxiliary Bishops	1
Abbots	1
Retired Abbots	3
Priests: Diocesan Active in Diocese	99
Priests: Diocesan Active Outside Diocese	1
Priests: Retired, Sick or Absent	45
Number of Diocesan Priests	145
Religious Priests in Diocese	93
Total Priests in Diocese	238
Extern Priests in Diocese	22
Ordinations:	
Religious Priests	1
Permanent Deacons	27
Permanent Deacons in Diocese	31
Total Brothers	33
Total Sisters	579
Parishes	
Parishes	139
With Resident Pastor:	
Resident Diocesan Priests	93
Resident Religious Priests	18
Without Resident Pastor:	
Administered by Priests	21
Administered by Deacons	1
Administered by Religious Women	8
Administered by Lay People	3
Missions	12
Professional Ministry Personnel:	
Brothers	3
Sisters	45
Lay Ministers	176
Welfare	
Catholic Hospitals	2
Total Assisted	1,357,498
Homes for the Aged	3
Total Assisted	508
Day Care Centers	1
Total Assisted	93
Specialized Homes	2
Total Assisted	909
Special Centers for Social Services	16
Total Assisted	166,441
Educational	
Seminaries, Diocesan	1
Students from This Diocese	10
Students from Other Diocese	15
Diocesan Students in Other Seminaries	16
Seminaries, Religious	1
Students Religious	122
Total Seminarians	148
Colleges and Universities	2
Total Students	6,967
High Schools, Diocesan and Parish	7
Total Students	3,480
High Schools, Private	4
Total Students	2,849
Elementary Schools, Diocesan and Parish	58
Total Students	16,585
Elementary Schools, Private	1
Total Students	76
Catechesis/Religious Education:	
High School Students	3,122
Elementary Students	12,805
Total Students under Catholic Instruction	41,971
Teachers in the Diocese:	
Priests	1
Brothers	2
Sisters	21
Lay Teachers	1,539
Vital Statistics	
Receptions into the Church:	
Infant Baptism Totals	3,915
Minor Baptism Totals	396
Adult Baptism Totals	451
Received into Full Communion	536
First Communions	3,823
Confirmations	2,458
Marriages:	
Catholic	604
Interfaith	396
Total Marriages	1,000
Deaths	1,539
Total Catholic Population	224,926
Total Population	2,436,606

The Diocese of Vincennes (now Indianapolis) was established by decree of Pope Gregory XVI, May 6, 1834, and the See was fixed at Vincennes. The territory then comprised the entire State of Indiana and the eastern third of Illinois. By decree of Pope Pius IX, January 8, 1857, the northern half of the State became the Diocese of Fort Wayne. The southern half of the State remained the Diocese of Vincennes.

The second Bishop of Vincennes, by Apostolic Brief, was permitted to establish his residence either at Vincennes, Madison, Lafayette or Indianapolis; the See City, however, was to remain at Vincennes. This permission was renewed to the fourth Bishop, with the exception of Lafayette. On the appointment of the fifth Bishop, he was directed to fix his residence at Indianapolis, but the Cathedral and title of the See were continued at Vincennes. By an Apostolic Brief dated March 28, 1898, the title of the Diocese was changed to that of "Diocese of Indianapolis" with the city of Indianapolis as the Episcopal See. By the same Brief the Patron Saint of the Diocese was to remain St. Francis Xavier, the title of the old Cathedral in Vincennes.

On December 19, 1944, Most Reverend Amleto Giovanni Cicognani, Apostolic Delegate to the United States, solemnly proclaimed the Papal Decree of Pope Pius XII in SS. Peter and Paul Cathedral, Indianapolis, elevating Indianapolis to the status of an Archdiocese, the State of Indiana being the Metropolitan Area. The Dioceses of Evansville and Lafayette-in-Indiana were created by the same decree and were made Suffragan Sees of Indianapolis. Upon the establishment of the Diocese of Gary on December 17, 1956, it too became a Suffragan See.

Former Bishops—Rt. Revs. SIMON GUILLAUME GABRIEL BRUTÉ DE RÉMUR, S.S., D.D., ord. 1808; cons. 1834; died 1839; CÉLESTIN DE LA HAILANDIÈRE, D.D., ord. 1826; cons. 1839; resigned 1847; died in France, 1882; JOHN S. BAZIN, D.D., ord. 1822; cons. 1847; died 1848; MAURICE DE SAINT PALAIS, D.D., ord. 1836; cons. Jan. 14, 1849; died June 28, 1877; FRANCIS SILAS CHATARD, D.D., ord. 1862; cons. May 12, 1878; died Sept. 7, 1918; Most Revs. JOSEPH CHARTRAND, D.D., ord. Sept. 24, 1892; cons. Titular Bishop of Flavias and Coadjutor Bishop, Sept. 15, 1910; succeeded to the See of Indianapolis, Sept. 7, 1918; died Dec. 8, 1933; JOSEPH ELMER RITTER, S.T.D., ord. May 30, 1917; cons. Titular Bishop of Hippo and Auxiliary Bishop, March 28, 1933; succeeded to the See March 24, 1934; installed as Archbishop Dec. 19, 1944; transferred to Metropolitan See of St. Louis, July 20, 1946; named Cardinal, Jan. 16, 1961; died June 10, 1967; PAUL C. SCHULTE, D.D., ord. June 11, 1915; cons. Bishop of Leavenworth, Sept. 21, 1937; appt. Archbishop of Indianapolis, July 20, 1946; installed Oct. 10, 1946; resigned Jan. 14, 1970; died Feb. 17, 1984; GEORGE J. BISKUP, ord. March 19, 1937; cons. Titular Bishop of Hemeria and Auxiliary of Dubuque, April 24,

1957; transferred to Des Moines Feb. 3, 1965; transferred to Indianapolis "cum jure successionis," July 26, 1967; succeeded to See Jan. 14, 1970; resigned March 26, 1979; died Oct. 17, 1979; EDWARD T. O'MEARA, S.T.D., ord. Dec. 21, 1948; appt. Titular Bishop of Thisidus and Auxiliary of St. Louis Jan. 28, 1972; consecrated in the Basilica of St. Peter, Rome, Feb. 18, 1972; appt. Archbishop of Indianapolis Nov. 27, 1979; installed Jan. 10, 1980; died Jan. 10, 1992.

Archdiocesan Administration— Secretariats/Vicariates/Agencies and Offices can be contacted through The Archbishop Edward T. O'Meara Catholic Center, *1400 N. Meridian St., Indianapolis, 46202. Address all mail, unless otherwise indicated, to: P.O. Box 1410, Indianapolis, 46206-1410.* Tel: 317-236-1400; Fax: 317-236-1401.

Vicar General and Moderator of the Curia—Rev. Msgr. JOSEPH F. SCHAEDEL, M.S., M.Div., V.G.

Chancellor—ANNETTE "MICKEY" LENTZ.

Assistant Chancellor—Rev. STEPHEN W. GIANNINI, M.Div., M.A., M.S.

Chief Financial Officer—JEFFREY D. STUMPF.

Board of Consultors—Most Rev. DANIEL M. BUECHLEIN, O.S.B., D.D., Chm.; Rev. Msgr. JOSEPH F. SCHAEDEL, M.S., M.Div., V.G.; Revs. WILLIAM F. STUMPF, V.F.; CLIFFORD R. VOGELSANG, S.T.B., M.Div. (Retired); STEPHEN W. GIANNINI, M.Div., M.A., M.S.; Rev. Msgr. PAUL D. KOETTER, V.F.; Revs. GERALD J. KIRKHOFF; VINCENT LAMPERT, M.Div.

Deaneries and Deans—Rev. GUY R. ROBERTS, Indianapolis North; Rev. Msgr. PAUL D. KOETTER, V.F., Indianapolis East; Revs. JAMES R. WILMOTH, V.F., Indianapolis South; KENNETH TAYLOR, V.F., Indianapolis West; CHRISTOPHER A. CRAIG, V.F., Batesville; WILLIAM F. STUMPF, V.F., Bloomington; STANLEY J. HERRER, M.A., V.F., Connersville; WILFRED E. DAY, V.F., New Albany; JOHN A. MEYER, V.F., Seymour; DENNIS M. DUVELIUS, V.F., Tell City; JOSEPH KERN, V.F., Terre Haute (Retired).

Council of Priests—Most Rev. DANIEL M. BUECHLEIN, O.S.B., D.D., Pres.; Rev. Msgr. JOSEPH F. SCHAEDEL, M.S., M.Div., V.G.; ANNETTE "MICKEY" LENTZ, Chancellor; Revs. WILLIAM F. STUMPF, V.F.; PATRICK BEIDELMAN; RICHARD GINTHER; AARON M. JENKINS; THOMAS G. KOVATCH, B.S., M.Div.; JONATHAN P. MEYER; TODD M. RIEBE; DANIEL STAUBLIN; ANTHONY VINSON, O.S.B.; GEORGE F. PLASTER; GERALD J. KIRKHOFF; CLIFFORD R. VOGELSANG, S.T.B., M.Div. (Retired); DANIEL ATKINS; STEPHEN W. GIANNINI, M.Div., M.A., M.S.; JEFFREY H. GODECKER; JOHN M. HALL.

Finance Council—Most Rev. DANIEL M. BUECHLEIN, O.S.B., D.D., Chm.; Rev. Msgr. JOSEPH F. SCHAEDEL, M.S., M.Div., V.G.; JEFFREY D. STUMPF, CFO; CLARK BYRUM; DANIEL DEBARD, Vice Pres.; KENNETH J. HEDLUND, Pres.; TIMOTHY ROBINSON, Sec.; MARY HORN; PHILIP B. MCKERNAN; SCOTT NICKERSON; JERRY WILLIAMS.

Priests' Personnel Board—Most Rev. DANIEL M. BUECHLEIN, O.S.B., D.D.; Revs. NOAH J. CASEY; PATRICK DOYLE; THOMAS G. KOVATCH, B.S., M.Div.; JOHN PATRICK MCCARLIN; H. MICHAEL HILDEBRAND, M.A., M.Div., M.S., Ed.S.; GERALD J. KIRKHOFF, Chm.; Rev. Msgr. PAUL D. KOETTER, V.F.; Revs. PAUL M. SHIRANY, J.C.L.; STEPHEN W. GIANNINI, M.Div., M.A., M.S.

Archdiocesan Review Board—ANN M. DELANEY; IRENE AHRENS; MARY HORTY; RICHARD K. CRANA; JOHN "JACK" M. WHELAN.

Bishop Simon Bruté College Seminary—Rev. ROBERT J. ROBESON, Rector. Tel: 317-924-4100.

Secretariat for Catholic Charities and Family Ministries—DAVID J. SILER, L.C.S.W., Exec. Dir. Tel: 317-236-7325.

Catholic Campaign for Human Development—DAVID J. SILER, L.C.S.W., Dir. Tel: 317-236-7325.

Deaf Ministry—DAVID BETHURAM, M.A., M.Min, Contact Person. Tel: 317-236-1595.

Office of Family Ministries—VACANT, Dir. Tel: 317-236-1596.

Commission for Multicultural Ministry—Rev. KENNETH TAYLOR, V.F., Dir. Tel: 317-236-1562.

Office for Pro-Life Ministry—Sr. DIANE CAROLLO, S.G.L., Dir. Tel: 317-236-1569.

Catholic Charities Indianapolis—DAVID BETHURAM, M.A., M.Min, Indianapolis Agency Dir. Tel: 317-236-1500.

Catholic Charities Terre Haute—JOHN C. ETLING, Terre Haute Agency Dir. Tel: 812-232-1447.

Catholic Charities New Albany—MARK CASPER, New Albany Agency Dir. Tel: 812-949-7305.

Catholic Charities Bloomington—MARSHA MCCARTY, Bloomington Agency Dir. Tel: 812-332-1262.

Catholic Charities Tell City—JOAN HESS, Tell City Agency Dir. Tel: 812-547-0909.

St. Elizabeth Coleman Pregnancy and Adoption Services—DAVID BETHURAM, M.A., M.Min, Agency Dir. Tel: 317-787-3412.

St. Elizabeth's Regional Maternity Center—MARK CASPER, Agency Dir. Tel: 812-949-7305.

Secretariat for Catholic Education and Faith Formation—HARRY PLUMMER, Exec. Dir. Tel: 317-236-1440.

Catholic Education—G. JOSEPH PETERS, Assoc. Exec. Dir. Tel: 317-236-1430.

Faith Formation—KEN OSBORN, Dir. Catechesis. Tel: 317-236-1446.

Catholic Education, School Improvement—RONALD COSTELLO, Supt. Catholic Schools. Tel: 317-236-1486.

SPRED—VACANT, Coord. Tel: 317-236-1448.

Mother Theodore Catholic Academies—CONNIE ZETTLER, Exec. Dir. Tel: 317-236-7322; DENNIS SPONSEL, Chm. Bd. Tel: 317-236-1421.

Catholic Youth Organization—EDWARD TINDER, Dir., 580 E. Stevens St., Indianapolis, 46203. Tel: 317-632-9311.

Youth Ministry—KAY SCOVILLE, Dir. Tel: 317-236-1477.

Young Adult and College Campus Ministry—Rev. RICK NAGEL.

St. Mary's Child Center—CONSTANCE SHERMAN, Dir., 901 Dr. Martin Luther King, Jr. St., Indianapolis, 46202. Tel: 317-635-1491.

Secretariat for Communications—GREG A. OTOLSKI, Exec. Dir. Tel: 317-236-1585.

Archdiocesan Newspaper; "The Criterion"—Most Rev. DANIEL M. BUECHLEIN, O.S.B., D.D., Publisher; GREG A. OTOLSKI, Assoc. Publisher; MICHAEL A. KROKOS, Editor. Tel: 317-236-1570.

Catholic Communications Center—GREG A. OTOLSKI, Exec. Dir. Tel: 317-236-1585.

Secretariat for Finance and Administrative Services—JEFFREY D. STUMPF, CFO & Exec. Dir. Tel: 317-236-1410.

Accounting Services—JULIE SHEWMAKER, Controller. Tel: 317-236-1410.

Information Services—Tel: 317-236-1420.

Management Services—ERIC L. ATKINS, Dir. Tel: 317-236-1452.

Purchasing Office—STEPHEN M. JAMES, Dir. Tel: 317-236-1451.

Catholic Cemeteries Assoc.—TONY LLOYD, Buchman Group, 9001 N. Haverstick Rd., Indianapolis, 46240. Tel: 317-574-8898.

Roman Catholic Archdiocese of Indianapolis Properties—Most Rev. DANIEL M. BUECHLEIN, O.S.B., D.D., Pres.; Rev. Msgr. JOSEPH F. SCHAEDEL, M.S., M.Div., V.G., Vice Pres.; JEFFREY D. STUMPF, Sec. Tel: 317-236-1410.

Secretariat for Lay Ministry and Pastoral Services—ANNETTE "MICKEY" LENTZ, Exec. Dir.

Archives—KAREN ODDI, Assoc. Archivist. Tel: 317-236-1429; TERESA LAW, Records Mgmt. Coord.

Archdiocesan Historian—Rev. JACK W. PORTER (Retired).

Human Resources—ED ISAKSON, Dir. Tel: 317-236-1594.

Lay Ministry—ED ISAKSON, Dir.

Parish Planning and Organizational Development—ANNETTE "MICKEY" LENTZ, Dir.

Secretariat for Spiritual Life and Worship—CHARLES GARDNER, Exec. Dir. Tel: 317-236-1483.

Archdiocesan Cathedral—Rev. DANIEL B. DONOHOO, M.A., M.Div., Pastor & Rector.

Archdiocesan Office of Ecumenism—Rev. JOHN SEITANS, Dir.

Evangelization Commission—VACANT, Coord.

Office of Worship—CHARLES GARDNER, Exec. Dir. Tel: 317-236-1483.

Retreat & Renewal Ministries and Fatima Retreat House—Rev. JAMES M. FARRELL, S.T.B., Dir., 5353 E. 56th St., Indianapolis, 46226. Tel: 317-545-7681; Fax: 317-545-0095.

Secretariat for Stewardship and Development—DAVID MILROY, Exec. Dir. Tel: 317-236-1415.

Office of Stewardship and Development—KENT J. GOFFINET, Dir. Stewardship & Devel. Tel: 317-236-1455; RON GREULICH, Dir. Stewardship Educ. Tel: 317-236-1426; JOLINDA MOORE, Dir. Annual Major Giving. Tel: 317-236-1482; DENA PERRY, Dir. Communications. Tel: 317-236-1578; DANA TOWNSEND, Dir. Donor Svcs. Tel: 317-236-1498; MICHAEL KIRK, Assoc. Dir. Annual Major Giving. Tel: 317-236-1545.

Catholic Community Foundation, Inc.—Most Rev. DANIEL M. BUECHLEIN, O.S.B., D.D., Chm.; ELLEN M. BRUNNER, Dir. Planned Giving. Tel: 317-236-1427.

Mission Office—Rev. Msgr. JOSEPH F. SCHAEDEL, M.S., M.Div., V.G., Dir. Tel: 317-236-1486.

Vicariate for Clergy and Parish Life Coordinators: Formation and Personnel—Rev. STEPHEN W. GIANNINI, M.Div., M.A., M.S., Vicar. Tel: 317-236-1495.

Deacon Formation—Rev. BEDE CISCO, O.S.B., Dir. Tel: 317-236-1491.

Vicariate for Advocacy to Priests—Revs. GERALD J. KIRKHOFF, Vicar. Tel: 317-236-1489; JOSEPH F. HAUTENBERG, Ethics & Bioethics Consultant. Tel: 317-236-1443.

Personnel: Priests and Parish Life Coordinators—Rev. STEPHEN W. GIANNINI, M.Div., M.A., M.S., Dir. Tel: 317-236-1495.

Priestly and Religious Vocations—Revs. ERIC MATTHEW JOHNSON, Dir. Tel: 317-236-1490; AARON M. JENKINS, Assoc. Dir.

Vicariate Judicial Metropolitan Tribunal—Rev. Msgr. FREDERICK EASTON, J.C.L., Vicar Judicial. Tel: 317-236-1460.

Adjunct Vicars Judicial—Revs. ROBERT J. GILDAY, S.T.B.; PAUL M. SHIRANY, J.C.L.

Judge Instructors and Assessors—Ms. ANN TULLY, B.S., M.T.S.; MS. MARY ELLEN HAUCK, B.A.

Defenders of the Bond—Revs. JAMES R. BONKE, J.C.L.; PATRICK COONEY, O.S.B., J.C.L.; Ms. PATRICIA JEFFERS, B.A.; Rev. STANLEY FONDO, J.D., J.C.D., M.Div.; LYNDA ROBITAILLE, J.C.D.

Promotor of Justice—Rev. JAMES R. BONKE, J.C.L.

Archdiocesan Judges—Revs. CLIFFORD R. VOGELSANG, S.T.B., M.Div. (Retired); FRANCIS E. BRYAN (Retired); CLEMENT T. DAVIS, M.Div.; NICHOLAS J. DANT, M.Div., S.T.L.; MICHAEL C. FRITSCH, M.Div.; VINCENT LAMPERT, M.Div.; J. LAWRENCE RICHARDT, M.A., S.T.L.; HERMAN LUTZ, S.T.L., J.C.L. (Retired); DANIEL B. DONOHOO, M.A., M.Div.; SEVERIN MESSICK, O.S.B., M.Div.; STEPHEN W. GIANNINI, M.Div., M.A., M.S.; BERNARD HEAD, M.A., S.T.L., M.S. (Retired).

Auditor—Rev. ROBERT E. MAZZOLA, S.T.B.

Notaries—Ms. KAY SUMMERS, B.A.; NANCY THOMPSON; Ms. ROSEANNE L. HUCKLEBERRY, B.A.

Victim Assistance Coordinator—CARLA HILL, Tel: 317-236-1548; 800-382-9836, Ext. 1548.

CLERGY, PARISHES, MISSIONS AND PAROCHIAL SCHOOLS

CITY OF INDIANAPOLIS

(MARION COUNTY)

1—SS. PETER AND PAUL CATHEDRAL, INDIANAPOLIS, INC. (1892) [JC] Rev. Daniel B. Donohoo, Rector. In Res., Rev. James R. Bonke; Rev. Msgr. Joseph F. Schaedel; Rev. Michael W. Magiera, F.S.S.P.
Res.: 1347 N. Meridian St., 46202. Tel: 317-634-4519; Fax: 317-630-9621. Web: www.ssppe.org.

2—ST. ANDREW THE APOSTLE CATHOLIC CHURCH, INDIANAPOLIS, INC. (1946) Deacon Robert W. Decker, Parish Life Coord.; Revs. James M. Farrell, Priest Mod.; Clifford R. Vogelsang, Sacramental Min. (Retired).
Parish Office—4252 E. 38th St., 46218-1444. Tel: 317-546-1571; Fax: 317-549-6311. Email: wnewicki@standrewstrita.org. Web: www.standrewindy.org.
Catechesis/Religious Program—Email: rdecker@standrewstrita.org. Students 17.

3—ST. ANN CATHOLIC CHURCH, INDIANAPOLIS, INC. (1917) [JC] Rev. Glenn L. O'Connor; Deacon Wesley Jones.
Office & Mailing Address: 6350 S. Mooresville Rd., 46221-4519. Tel: 317-821-2909; Fax: 317-821-2929. Email: saintannchurc@aol.com. Web: www.st-ann-roddy.org.
Catechesis/Religious Program—Email: saintannindy@sbcglobal.net. Kelly O'Brien, C.R.E. Students 76.

4—ST. ANTHONY CATHOLIC CHURCH, INDIANAPOLIS, INC. (1891), (Irish—German), [JC] Rev. John Patrick McCaslin.
337 N. Warman Ave., 46222-4094. Tel: 317-636-4828; Fax: 317-636-3140.
Catechesis/Religious Program—Students 204.

5—ST. BARNABAS CATHOLIC CHURCH, INDIANAPOLIS, INC. (1965) Revs. Anthony R. Voltz; Sean R. Dennis; Deacon Patrick Bower.
Res.: 8300 Rahke Rd., 46217-4999. Tel: 317-882-0724; Fax: 317-887-8932.
School—(Grades K-8) Tel: 317-881-7422; Fax: 317-887-8933. Debra Perkins, Prin. Lay Teachers 38; Students 524.
Catechesis/Religious Program—Students 336.

6—ST. BERNADETTE CATHOLIC CHURCH, INDIANAPOLIS, INC. (1952) [CEM] Rev. J. Nicholas Dant.
Church & Parish Office: 4838 Fletcher Ave., 46203. Tel: 317-356-5867; Fax: 317-356-4184. Email: parishoffice@stb-indy.org. Web: www.stb-indy.org.
Res.: 4720 E. 18th St., 46203. Tel: 317-357-8352.
Catechesis/Religious Program—Students 20.

CHANCERY AND CERTAIN ENTITIES OF THE ARCHDIOCESE OF INDIANAPOLIS

CATHOLIC CHARITIES
STATEMENT OF FINANCIAL POSITION INFORMATION
AS OF JUNE 30, 2011

	Catholic Charities Indianapolis	Catholic Charities Bloomington	St. Elizabeth/ Coleman Pregnancy & Adoption Services	St. Elizabeth-Catholic Charities	Catholic Charities Tell City	Catholic Charities Terre Haute	Total
ASSETS							
CASH AND CASH EQUIVALENTS	$ 1,198,653	$ 25,691	$ 273,802	$ 105,471	$ 48,371	$ 265,344	$ 1,917,332
ACCOUNTS RECEIVABLE — Net	611,635	33,213	26,674	23,703			695,225
CONTRIBUTIONS RECEIVABLE — Net	38,975			21,097			60,072
OTHER ASSETS	1,321	465	5,045				6,831
PROPERTY AND EQUIPMENT — Net	4,339,330	266	874,752	559,206	1,319	1,613,268	7,388,141
INVESTMENTS	1,444,568		256,434	186,791	5,067	80,849	1,973,709
TOTAL	$ 7,634,482	$ 59,635	$ 1,436,707	$ 896,268	$ 54,757	$ 1,959,461	$ 12,041,310
LIABILITIES AND NET ASSETS							
LIABILITIES:							
Accounts payable and accrued expenses	$ 274,203	$ 12,246	$ 40,903	$ 47,385	$ 3,894	$ 30,533	$ 409,164
Other liabilities	47,011		62,109	31,658		303,073	443,851
Total liabilities	321,214	12,246	103,012	79,043	3,894	333,606	853,015
NET ASSETS:							
Unrestricted	4,970,041	43,549	790,734	710,028	37,584	501,213	7,053,149
Temporarily restricted	1,273,691	3,840	531,351	97,197	13,279	1,124,642	3,044,000
Permanently restricted	1,069,536		11,610	10,000			1,091,146
Total net assets	7,313,268	47,389	1,333,695	817,225	50,863	1,625,855	11,188,295
TOTAL	$ 7,634,482	$ 59,635	$ 1,436,707	$ 896,268	$ 54,757	$ 1,959,461	$ 12,041,310

CHANCERY AND CERTAIN ENTITIES
OF THE ARCHDIOCESE OF INDIANAPOLIS

CATHOLIC CHARITIES
STATEMENT OF ACTIVITIES INFORMATION
FOR THE YEAR ENDED JUNE 30, 2011

	Catholic Charities Indianapolis	Catholic Charities Bloomington	St. Elizabeth/ Coleman Pregnancy & Adoption Services	St. Elizabeth-Catholic Charities	Catholic Charities Tell City	Catholic Charities Terre Haute	Total
SUPPORT AND REVENUES:							
Contributions	$1,481,029	$ 52,804	$ 126,081	$ 310,562	$32,537	$ 454,495	$ 2,457,508
Special events (net of direct costs of $156,163)	200,632		6,435	209,939	(152)	48,392	465,246
Archdiocesan support	326,928	100,587	70,320	119,736	51,384	140,344	809,299
United Way operating support	777,239	45,961	132,267	13,191	6,193	131,913	1,096,764
Government Grants, Federal	2,276,346			219,935	400	230,980	2,727,661
Government Grants, State and Local	4,704	8,894		83,435			97,033
Program service fees	907,080	130,740	337,525	190,806		145,957	1,712,108
Investment return	280,194	764	43,011	31,725	2,150	4,654	362,498
Miscellaneous	55,337	2,977	59,167	63	796	10,987	129,327
Total support and revenues	6,309,489	342,727	774,806	1,169,392	93,308	1,167,722	9,857,444
EXPENSES:							
Salaries and wages	2,153,800	167,358	341,467	638,701	37,006	565,296	3,903,628
Employee benefits and taxes	524,100	45,605	54,806	151,393	12,734	157,138	945,776
Professional services	557,604	63,572	69,315	10,925	15,689	60,697	777,802
Supplies	611,506	11,800	84,364	78,617	4,036	96,723	887,046
Occupancy	362,921	26,670	62,831	49,866		174,640	676,928
Transportation	195,987	1,987	8,120	16,494	1,950	32,146	256,684
Specific assistance	1,180,009		13,393	1,814	16,113	15,038	1,226,367
Other	139,132	19,035	34,922	61,658	4,893	39,745	299,385
Depreciation	287,095	947	53,477	35,620	165	98,083	475,387
Total expenses	6,012,154	336,974	722,695	1,045,088	92,586	1,239,506	9,449,003
CHANGE IN NET ASSETS	297,335	5,753	52,111	124,304	722	(71,784)	408,441
NET ASSETS — Beginning of year	7,015,933	41,636	1,281,584	692,921	50,141	1,697,639	10,779,854
NET ASSETS — End of year	$7,313,268	$ 47,389	$1,333,695	$ 817,225	$50,863	$1,625,855	$ 11,188,295

State of Indiana

Office of the Secretary of State

CERTIFICATE OF INCORPORATION

of

SOUTH CENTRAL HOUSING NETWORK, INC.

I, TODD ROKITA, Secretary of State of Indiana, hereby certify that Articles of Incorporation of the above Non-Profit Domestic Corporation have been presented to me at my office, accompanied by the fees prescribed by law and that the documentation presented conforms to law as prescribed by the provisions of the Indiana Nonprofit Corporation Act of 1991.

NOW, THEREFORE, with this document I certify that said transaction will become effective Tuesday, October 18, 2005.

In Witness Whereof, I have caused to be affixed my signature and the seal of the State of Indiana, at the City of Indianapolis, October 18, 2005.

Todd Rokita

TODD ROKITA,
SECRETARY OF STATE

20051018004 95 / 20051018117 64

20051018004495

APPROVED AND FILED

IND. SECRETARY OF STATE

ARTICLES OF INCORPORATION

OF

SOUTH CENTRAL HOUSING NETWORK, INC.

The undersigned Incorporator, desiring to form a corporation (hereinafter referred to as the "Corporation") pursuant to the Indiana Nonprofit Corporation Act of 1991 executes the following Articles of Incorporation.

Article 1

Name

The name of the Corporation is South Central Housing Network, Inc.

Article 2

Type of Corporation

The Corporation is a public benefit corporation.

Article 3

Purposes

This Corporation is organized and operated exclusively for charitable and educational purposes within the meaning of § 501(c)(3) of the Internal Revenue Code of 1986, as amended, including for such purposes, the making of distributions to organizations that qualify as exempt organizations under § 501(c)(3) of the Internal Revenue Code.

Article 4

Period of Existence

The period during which the Corporation shall continue is perpetual.

Article 5

Registered Office and Registered Agent and Principal Place of Business

Section 5.1. Registered Agent. The name and address of the Corporation's Registered Agent for service of process is Stephanie LaFontaine, 645 S. Rogers, Bloomington, IN 47403.

Section 5.2. Principal Place of Business. The address of the principal office of the Corporation is 645 S. Rogers, Bloomington, IN 47403.

Article 6

Activities/Net Earnings

Section 6.1. Permitted Activities. Notwithstanding any other provision of these Articles, the Corporation shall not carry on any other activities not permitted to be carried on: (a) by a corporation exempt from federal income tax under § 501(c)(3) of the Internal Revenue Code or the corresponding provision of any future United States Internal Revenue Law; or (b) by a corporation, contributions to which are deductible under § 170(c)(2) of the Internal Revenue Code or the corresponding provision of any future United States Internal Revenue Law.

Section 6.2. No Lobbying. No substantial part of the activities of the Corporation shall consist of lobbying or propaganda, or otherwise attempting to influence legislation, except as provided in § 501(h) of the Internal Revenue Code of 1986, and the Corporation shall not participate in or intervene in (including publishing or distributing statements) any political campaign on behalf of or in opposition to any candidate for public office.

Section 6.3. Net Earnings. No part of the net earnings of the Corporation shall inure to the benefit of, or be distributable to its members, directors, officers or other private persons, except that the Corporation shall be authorized and empowered to pay reasonable compensation for services rendered and to make payments and distributions in furtherance of the charitable purposes set forth in this Article.

Section 6.4. No Stock. This Corporation is nonstock, and no dividends or pecuniary profits will be declared or paid to the members of the Corporation.

Article 7

Members

This Corporation shall have members. The qualifications of the members of the Corporation, the manner of their admission, the different classes of membership, if any, the property, voting, and other rights and privileges of the members, and their liability for dues and

assessments as well as the method of collection of dues and assessments shall be set forth in the Bylaws.

Article 8

Directors

Section 8.1. Number of Directors. The initial Board of Directors is composed of five (5) members. The number of directors may be from time to time fixed by the Bylaws of the Corporation, but in no event shall the number of directors be less than the number proscribed by I.C. § 23-17-12-3, as amended. The Board of Directors shall be limited to a maximum of fifteen (15) members.

Section 8.2. Names and Post Office Addresses of Directors. The name and address of the initial Board of Directors of the corporation holding office at the time of the adoption of these Articles are:

Name	Address
1. Stephanie LaFontaine	645 S. Rogers St., Bloomington, IN 47403
2. Janna Hocker	P.O. Box 11, Bloomington, IN 47402
3. Sheri Benham	322 S. Euclid St., Bloomington, IN 47403
4. Matt Wysocki	1500 West 15th Street, Bloomington, IN 47404
5. Jodi Tobias	P.O. Box 2115, Bloomington, IN 47402

Section 8.3. Qualifications of Directors. Directors may, but need not, be members.

Article 9

Incorporator

The name and address of the Incorporator of the Corporation is:

Stephanie LaFontaine, 645 S. Rogers St., Bloomington, IN 47403

Article 10

Provisions for Regulation of Business and Conduct of Affairs of Corporation

Section 10.1. Meetings of Members. Meetings of the members of the Corporation shall be held at such place, either within or without the State of Indiana, as may be authorized by the Bylaws and specified in the respective notices or waivers of notice of any such meetings.

Section 10.2. Meetings of Directors. Meetings of the Board of Directors of the Corporation shall be held at such place, either within or without the State of Indiana, as may be authorized by the Bylaws and specified in the respective notices or waivers of notice of any such meetings.

Section 10.3. Action Without Meeting. Any action required or permitted to be taken at any meeting of the Board of Directors or of any committee of the Board, may be taken without a meeting, if prior to such action a written consent thereto is signed by all directors or by all members of such committee, as the case may be, and such written consent is filed with the minutes of the proceedings of the directors or committee. Such consent shall have the same effect as a unanimous vote of all members of the Board or committee, as the case may be. In the case of action by the membership, action may be taken without a meeting if approved by members holding at least 80% of the votes entitled to be cast on the action.

Section 10.4. Bylaws. The Board of Directors shall have the power to make, alter, amend, or repeal the Bylaws of the Corporation by affirmative vote of the majority of the entire number of Directors at the time. Bylaws may also be amended by vote of a majority of all members present at any special meeting called for the purpose of considering amendment of the Bylaws.

Section 10.5. Interest of Directors, Officers or Members. No contract or other transaction between the Corporation and one or more of its directors, officers or members or any other corporation, firm, association or entity in which one or more of its directors, officers or members is an officer or is financially interested, shall be either void or voidable because of such relationship or interest or because such directors, officers or members are present at the meeting which authorizes, approves or ratifies such contract or other transactions or because such person or her votes are counted for such purposes, if:

10.5.1 The fact of such relationship or interest is disclosed or known to the Board of Directors or committee thereof and the Board of Directors or committee shall nevertheless approve and ratify such contracts or other transactions by a vote sufficient for the purpose without counting the votes or consents of such interested Directors; or

10.5.2 The fact of such relationship or interest is disclosed or known to the Corporation's members entitled to vote, and they authorize, approve or ratify such contract or transaction by vote or written consent; or

10.5.3 The contract or transaction is fair and reasonable to the Corporation.

Common or interested directors or members or officers may be counted in determining the presence of a quorum of a meeting which authorizes, approves or ratifies such contract or transaction. This Section shall not be construed to invalidate any contract or other transaction which otherwise would be valid under the common or statutory law applicable thereto.

Section 10.6. Non-liability of Members. Private property of the members of the Corporation shall not be subject to the payment of corporate debts.

Section 10.7. Indemnification of Officers and Directors.

To the extent not inconsistent with Indiana law as in effect from time to time, every person (and the heirs and personal representatives of such person), who is or was a director, officer, employee, or agent of the Corporation or is or was serving at the request of the Corporation, shall be indemnified by the Corporation against all liability and reasonable expense that may be incurred by him or her in connection with or resulting from any claim, action, suit or proceeding: (1) if such director, officer, employee or agent is wholly successful with respect thereto, or (2) if not wholly successful, then if such director, officer, employee or agent is determined, as provided in subparagraph 10.7.4 to have not willfully and recklessly breached the obligation and duty to act in good faith, in what such person reasonably believes to be the best interest of the Corporation, and in addition, with respect to any criminal action or proceeding is determined to have had no reasonable cause to believe that his or her conduct was unlawful. The termination of any claim, action, suit or proceeding, by judgment, settlement (whether with or without court approval), or conviction or upon a plea of guilty or of *nolo contendere*, or its equivalent, shall not create a presumption that a director, officer, employee or agent did not meet the standards of conduct set forth in this Section.

10.7.1 The terms "claim," "action," "suit," or "proceeding" shall include every claim, action, suit or proceeding and all appeals thereof (whether brought by or on behalf of this Corporation or any other corporation or otherwise), civil, criminal, administrative or investigative, or threat thereof, in which a director, officer, employee or agent of the Corporation (or such person's heirs and personal representatives) may become involved, as a party or otherwise: (1) by reason of such person being or having been a director, officer, employee or agent of this Corporation or of any other corporation which he or she has served as such at the request of the Corporation, or (2) by reason of such person acting or having acted in any capacity in a partnership, association, trust, or other organization or entity where he or she served as such at the request of this Corporation, or (3) by reason of any action taken or not taken by him or her in any such capacity, whether

or not he or she continues in such capacity at the time such liability or expense shall have been incurred.

10.7.2 The terms "liability" and "expense" shall include, but shall not be limited to, counsel fees and disbursements and amounts of judgments, fines or penalties against, and amounts paid in settlement by or on behalf of, a director, officer, employee or agent.

10.7.3 The term "wholly successful" shall mean: (1) termination of any action, suit, or proceeding against the person in question without finding of liability or guilt against such person, (2) approval by a court, with knowledge of the indemnity herein provided, of a settlement of any action, suit, or proceeding, or (3) expiration of a reasonable period of time after making of any claim or threat of any action, suit or proceeding without the institution of the same, without any payments or promise to induce settlement.

10.7.4 Every person claiming indemnification hereunder (other than one who has been wholly successful with respect to any claim, suit, or proceeding) shall be entitled to indemnification, if special independent legal counsel, which may be regular counsel of the Corporation or other disinterested person or persons, in either case selected by the Board of Directors of the Corporation (such counsel or person or persons being hereafter called the "referee"), shall deliver to the Corporation a written finding that such director, officer, employee or agent has met the standards of conduct set forth in the first paragraph of Section 10.7, the person claiming indemnification shall, if requested, appear before the referee, answer questions which the referee deems relevant and shall be given ample opportunity to present to the referee evidence upon which such person relies for indemnification. The Corporation shall, at the request of the referee, make available facts, opinions or other evidence in any way relevant to the referee's finding which are within the possession or control of the Corporation.

10.7.5 The rights of indemnification provided in this Section 10.7, shall be in addition to any rights to which any such director, officer, employee or agent may otherwise be entitled. Irrespective of the provisions of this Section 10.7, the Board of Directors by a majority vote may, at any time and from time to time, approve indemnification of directors, officers, employees or other persons to the full extent permitted by the provisions of Indiana law at the time in effect, whether on account of past or future transactions.

10.7.6 Expenses incurred with respect to any claim, action, suit, or proceeding may be advanced by the Corporation (by action of the President and Secretary) prior to the final disposition thereof upon receipt of an undertaking by or on behalf of the recipient to repay such amount unless he or she is entitled to indemnification.

10.7.7 The provisions of this Section10.7 shall be applicable to claims, actions, suits or proceedings made or commenced after the adoption hereof, whether arising from acts or omissions to act occurring before or after the adoption hereof.

Section 10.8. Amendment or Repeal. This Corporation shall be deemed, for all purposes, to have reserved the right to amend, alter, change or repeal any provision contained in these Articles of Incorporation by an affirmative vote of a majority of the members entitled to vote and in the manner now or hereafter permitted or prescribed by statute, and all rights herein conferred upon the members are granted subject to such reservation.

Section 10.9 Removal of Directors and Officers. Any or all of the directors or officers of the Corporation may be removed, with or without cause, at a meeting of the members called expressly for that purpose, by a vote of a majority of the members then entitled to vote.

Article 11

Distribution of Assets Upon Dissolution

Upon the dissolution of the Corporation, after paying or adequately providing for the debts, obligations, and liabilities of the Corporation, the remaining assets of the Corporation shall be distributed for one or more exempt purposes within the meaning of § 501(c)(3) of the Internal Revenue Code of 1986 or the corresponding provision of any future federal tax code, or shall be distributed to the federal government, or to a state or local government, for a public purpose. Any such assets not disposed of shall be disposed of by a court of competent jurisdiction of the county in which the principal office of the Corporation is then located, exclusively for such purposes or to such organization or organizations, as such court shall determine, that are organized and operated exclusively for such purposes.

IN WITNESS WHEREOF, the undersigned, being the Incorporator designated in Article 9, executes these Articles of Incorporation and certifies to the truth of the facts herein stated, this 30th day of Sept., 2005.

Stephanie LaFontaine, Incorporator

STATE OF INDIANA)
) SS:
COUNTY OF MONROE)

I, the undersigned, a Notary Public duly commissioned to take acknowledgments and administer oaths in the State of Indiana, certify that Stephanie LaFontaine being the Incorporator referred to in Article 9 of the foregoing *Articles of Incorporation*, personally appeared before me, acknowledged the execution thereof, and swore to the truth of the facts therein stated.

WITNESS MY HAND AND SEAL this 20th day of September, 2005.

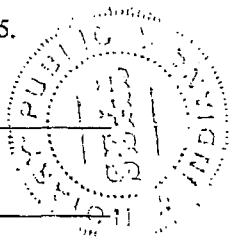

Cheryn Crees
Notary Public

Cheryn Crees
Name Printed

I reside in Monroe County, Indiana
My Commission Expires: 5/8/2011.

Jack Hopkins Social Services Funding Application

Funding Sheet

ead Agency:

Name Stepping Stones

Is the Lead Agency a 501(c)(3)? ■ Yes ☐ No | Is this a collaborative project? ☐ Yes ☐ No

Number of Agency Employees: Full-time 4 Part-time 2 Volunteers 6

Address where Project will be facilitated or housed:
2615 E. Second St. Apt 4, Bloomington, IN 47401

Name of Project Administrator: Sheri Benham

Address P.O. Box 1366, Bloomington, IN 47402

Telephone & E-mail 339-9771 sbenham@steppingstones-inc.org

Name of other participating agencies, if different from Lead Agency: _____

Proposed Project:

Title of Project: Career Steps

Total Cost of Project: $26,470

Requested JHSSF Amount: $16,145

Other Funds Expected for Project:

Amount	Source	Confirmed or Pending
~~4,300~~ $7,300	HUD	Confirmed

Number of Clients Served by this Project in 2012: 24

Number of City Residents Served by this Project in 2012: 24

Is this a request for operational costs? ■ Yes ☐ No

If "yes," is the request for a pilot project or for bridge funding? ■ Pilot ☐ Bridge

Example:	
Tables:	*5 tables @ $12.00 each*
Chairs:	*20 chairs @ $8.00 each*

Funding Information:

Please note: Due to limited funds, the Committee often recommends partial funding for a program. In the interest of helping the Committee best decide how to distribute funds, please provide an itemized list of program elements, ranked by priority and their costs.

ITEM	COST
Activities	$4,385
Personnel	$4,300
Materials & Supplies	$2,720
Program Administration	$2,000
Travel	$2,740

Claim Submission Date: *(check one)*

☐ July 2012 – September 2012 ☐ October 2012 – December 2012

☑ Other JULY 2012 - JUNE 2013

Jack Hopkins Social Services Funding Application

Agency Contact Sheet

Lead Agency:

Name: Stepping Stones

Address: P.O. Box 1366

Bloomington, IN 47402

Phone & E-Mail: 339-9771 sbenham@steppingstones-inc.org

Website: www.steppingstones-inc.org

President of Board of Directors: Pamela Hensler

Director Information

Director of Lead Agency: Sheri Benham

Director's Address: same

Phone & E-Mail: same

Presenter Information

Name of Person to Present Application to the Committee: Sheri Benham

Address: same

Phone & E-mail: same

Grant Writer Information

Name of Grant Writer: Sheri Benham

Address: same

Phone & E-Mail: same

Please also include:

- The Agency's Mission Statement in Two-Page Application Narrative
- A Simple Program Budget for use of requested funds (please check your math)
- A year-end financial statement that includes fund balances and total revenue & expenditures

AGENCY MISSION

epping Stones' mission is to provide transitional housing and supportive services for youth between the ages of 16-20 .nat are experiencing homelessness. Our supportive housing program provides services to our residents 24 hours a day, 7 days a week for up to two years and has three primary components which address the immediate, emergency need of our youth and aid in preparation for the future: 1) housing for up to 12 residents; 2) educational encouragement and attainment and vocational planning and preparation and 3) supportive services including life skills development, case management, and assistance for future and former residents. We are not a food pantry, drop-in center or after-school program, although we provide those services. Stepping Stones is an independent living program with staff providing support, guidance, and mentoring in place of a parent.

The number of beds in our program has increased from 9 to 12. And over a year, we serve twice that amount. Last year, we served 18 residents: 100% of them attended school if they had not graduated; 83% of them were unemployed when they moved in and 80% of those had never had a job. 94% gained employed while in our program.

NATURE OF PROJECT

Stepping Stones is requesting $16,145 to start a pilot project, Career Steps, a supported employment program that will provide real work experience through paid internships with local businesses. Funds would cover salaries, residents' stipends, professional clothes, driver's education, transportation, career assessments, job skills curriculum and partnering with Stone Belt.

This project will focus on strengthening the abilities of residents to search out meaningful careers, strategically plan for their careers, and provide guidance on attending college or vocational training. The objective is for participants to scover their career interests, research the educational requirements and seek out local businesses to do an nternship. We will integrate Stepping Stones staff and residents with Stone Belt staff and clients in training, development of employment sites, and with Job Club, educational sessions in which youth from both agencies will come together to hear from professionals and share their on-the-job experiences so they can learn from each other. We will have 8 educational sessions over a 12-month period which will cover: skills to be an effective employee, time and task management, organization, effective communication, positive workplace relationships, employee rights, and developing professionalism. A group consisting of professionals and business owners will help design and lead the sessions.

Embracing the collaboration focus this year, I met with several local employment professionals to identify ways in which we could partner. Matt Wysocki of the Franklin Initiative/Chamber of Commerce will work with us in partnering with local businesses to provide the internships. Bitta DeWees, the director of community employment at Stone Belt, will provide consulting, mentoring, and staff training. Stone Belt has been doing employment training for several years and we will use this pilot project as a launching ground for collaboration. They have the expertise with this type of project and will consult with us, share referrals, train staff, and merge our educational sessions of participants.

Most of our residents have never had a job nor do they have good work histories so it is challenging for them to find employment. This project would help us develop relationships with local businesses and would be a benefit both to the business and to our residents. The business would benefit because we would provide on-going job coaching and direct communication, assist them with training, and they could try out an intern before hiring him or her. The resident would gain practical working experience. An added benefit would be if the employer hired them. Life Designs, another local supported employment program, reported a 62%-70% success rate for their clients being hired by the employer. Supported employment programs, like Stone Belt and Life Design's, that incorporate employer partnerships, provide ver-site and extensive training of participants are pathway for disadvantaged populations to obtain and maintain employment. While our residents do not have developmental disabilities, 90% of them present with a mental health disorder ranging from ADHD, to depression, to borderline personality disorder. This project's goals are to increase

interest in attending college, improve occupational aspirations, enhance leadership skills and promote the belief that one's goals are attainable.

SATISFACTION OF FUNDING CRITERIA

THE PROGRAM SHOULD ADDRESS A PREVIOUSLY IDENTIFIED PRIORITY FOR SOCIAL SERVICES FUNDS

Every community needs their youth to possess the skills to be successful, to graduate high school, and, thus, to become contributing adults. As noted in the Service Community Assessment of Needs (SCAN) report, "low academic attainment and a lack of life skills and competencies have a demonstrable, negative impact on quality of life and future earnings potential" (72) which affects the youth and, ultimately, the community. Education is the highest priority with our residents. Last year, 72% of our residents had not completed high school when they entered our program; 100% of them attended school while in our program. This project promotes an increase in higher education, will guide them toward meaningful employment in which they can hone their skills, and inspire them to seek a career with a living wage.

As part of the 2010-2014 Consolidated Plan, the City of Bloomington identified both "03C - Homeless Facilities" and "05D - Youth Services" as a "high" priority in the *Community Development of Needs 91.215(e)* (48-50). The City of Bloomington's *Anti-Poverty Strategy* states that there is a "need for a residential mentoring program for 'runaway' or 'throwaway' teens who are struggling to survive, having no resources to attain independence." Since 2005, Stepping Stones has filled this gap. As a supportive housing program for youth experiencing homelessness, Stepping Stones has and continues to fit concisely with the community's long-range planning efforts by providing youth that are homeless both housing and supportive services.

REQUEST & USE OF FUNDS

ONE-TIME INVESTMENT WITH LEVERAGED MATCHING FUNDS

These one-time investment funds would allow us to create this innovative pilot project. To leverage these funds, we will utilize volunteers from the Chamber of Commerce, Work One, IU Career Development Center, Circles Initiative, and local businesses. This project will be attractive to businesses for both in-kind and corporate sponsorships.

To build sustainability, I will continue talking to other organizations with similar clients to find ways to partner. I have had discussions with Linda Patton of the Circles Initiative, to identify ways that we could work closer together. And my hope is to form a more formal collaboration with Stone Belt.

Recently, our assistant director, Warren Wade, transitioned into the position of development director so he could focus on writing new grants, cultivating our donors, and fine-tuning special events. We have consistently increased our grants over our five years; but many continue the threat to being cut, like the Neighborhood Assistance Program (NAP) credits.

These funding sources and in-kind partnerships will be the leverage towards the JHSSF award.

BROAD AND LONG LASTING BENEFITS TO THE COMMUNITY

Through Stepping Stones' efforts to provide supported housing, raise graduation rates, encourage higher education, and target life skills education, our programs produce long lasting benefits for the Bloomington community. Our programs reduce the costs on alternative systems like foster care, juvenile and adult corrections, and emergency hospital care; systems which homeless youth tend to impact. Stepping Stones strives to make life-long changes and provide long-lasting benefits to our youth. An investment from the Jack Hopkins Social Services Fund will allow us to create and implement another needed program for the Bloomington community and enable our residents to aspire to reach their fullest potential and increase their potential earnings, which are then contributed back into our community.

Stepping Stones
Career Steps
2012

Personnel	Grant Request	Stepping Stones	Total	Source
Independent Living Coach @ $24,000 x 30% time x 20% fringe	$4,000	$4,640	$8,640	Jack Hopkins
Executive Director - supervision & program development @ $39,420 x 5% + 35% Fringe	$0	$2,660	$2,660	Stepping Stones
Social Work Intern - assist Coaches @ 4 hrs/wk x $10/hr x 50 wk	$0	$2,000	$2,000	Stepping Stones
Partnering w/Chamber to find internships @ $50/hour x 10 hours	$0	$500	$500	Chamber
Consulting/training partnership with Stone Belt @ $50/hour x 6 hours	$300	$0	$300	Jack Hopkins
Activities				
Job Club educational workshops @ $50 hour x 8 workshops (blending our residents + Stone Belt clients)	$200	$0	$200	Jack Hopkins
Residents paid internship @ $7.25 x 60 hours (maximum) x 6 youth (pilot)	$2,610	$0	$2,610	Jack Hopkins
Driver's Ed @ $350 x 6 residents. Residents pay 25%	$1,575	$525	$2,100	Jack Hopkins
Materials & Supplies				
Job Skills materials (home office supplies, organizers, planners) @ $35 x 12 youth	$420	$0	$420	Jack Hopkins
Career interest inventories, work keys tesings) @ $40 x 18 youth	$480	$0	$480	Jack Hopkins
Job Skills curriculum/workbooks	$500	$0	$500	Jack Hopkins
Professional Attire: clothes, shoes, haircut, etc estimated at $50 x 12 youth	$600	$0	$600	Jack Hopkins
Food for Job Club at $90/session x 8 sessions	$720	$0	$720	Jack Hopkins
Travel				
Bus tickets for residents at $10/month x 12 youth/mo	$1,440	$0	$1,440	Jack Hopkins
Mileage @.50 x 50 miles/wk	$1,300	$0	$1,300	Jack Hopkins
Misc				
Program administration @ 15%	$2,000	$0	$2,000	Jack Hopkins
Total Program Budget	$16,145	$10,325	$26,470	
Program Percentages	61%	39%		

Stepping Stones, Inc.
Profit & Loss
January through December 2011

	Jan - Dec 11
Ordinary Income/Expense	
Income	
Billable Expense Income	0.00
Contributions	70,753.87
Earned revenues	1,164.59
Gifts in kind	50,199.36
Grants	171,358.03
Resident Contributions	9,922.65
Total Income	303,398.50
Gross Profit	303,398.50
Expense	
Activities	1,794.60
Communications	3,986.77
Contingency	743.65
Contractual Fees	7,385.77
Equipment/Furniture	18.18
Food	7,177.23
In-Kind	50,199.36
Insurance	11,256.33
Materials & Supplies	7,384.06
Occupancy expenses	49,616.26
Payroll	124,068.57
Payroll Expenses	0.00
Postage	1,053.36
Professional Fees	6,100.00
Resident Expenses	-1,475.19
Travel	5,076.85
Uncategorized Expenses	0.00
Total Expense	274,385.80
Net Ordinary Income	29,012.70
Net Income	**29,012.70**

Stepping Stones, Inc.
Balance Sheet
As of December 31, 2011

	Dec 31, 11
ASSETS	
Current Assets	
Checking/Savings	
Checking	55,604.73
Money Market Savings	19,158.07
Petty cash	194.00
Total Checking/Savings	74,956.80
Accounts Receivable	
Accounts receivable	-250.00
Grants Receivable	70,015.04
Resident Receivables	5,173.77
Total Accounts Receivable	74,938.81
Other Current Assets	
*Inventory Asset	55.00
Prepaid expenses	20.00
Total Other Current Assets	75.00
Total Current Assets	149,970.61
Fixed Assets	
Accum deprec- furn,fix,equip	-3,599.00
Furniture, fixtures, & equip	5,575.00
Total Fixed Assets	1,976.00
TOTAL ASSETS	**151,946.61**
LIABILITIES & EQUITY	
Liabilities	
Current Liabilities	
Accounts Payable	
Accounts payable	411.53
Total Accounts Payable	411.53
Credit Cards	
Capital One	466.35
Total Credit Cards	466.35
Other Current Liabilities	
Deferred Grant Revenue	58,948.17
Direct Deposit Payable	-1.10
Payroll Clearing	372.15
Payroll Liabilities	4,432.79
Total Other Current Liabilities	63,752.01
Total Current Liabilities	64,629.89
Total Liabilities	64,629.89
Equity	
Opening Balance Equity	5,286.57
Retained Earnings	53,017.45
Net Income	29,012.70
Total Equity	87,316.72
TOTAL LIABILITIES & EQUITY	**151,946.61**

Jack Hopkins Social Services Funding Application

Funding Sheet

(36)

Lead Agency:

Name: Susie's Place Child Advocacy Center, Inc.

Is Lead Agency a 501(c)(3)? ■ Yes ○ No | Is this a collaborative project? ☐ Yes ■ No

Number of Agency Employees: Full-time 3 Part-time 0 Volunteers 30+

Address where Project will be facilitated or housed:
This project will be completed at the Susie's Place Bloomington, IN child advocacy center.

Name of Project Administrator: Emily E. Perry

Address: 451 S. Park Ridge Rd, Suite 102 Bloomington, IN 47401

Telephone & E-mail: 812-822-1570 & emily@susiesplace.org

Name of other participating agencies, if different from Lead Agency: The project will support the Monroe County Prosecutor's Office, Bloomington PD, Monroe Sheriff's Dept, ISP

Proposed Project:

Title of Project: Child Forensic Interview Room

Total Cost of Project: $2611.00

Requested JHSSF Amount: $2171.00

Other Funds Expected for Project:

Amount	Source	Confirmed or Pending
$440.00	American Bar Association	Confirmed

Number of Clients Served by this Project in 2012: 400-500 children

Number of City Residents Served by this Project in 2012: Approximately 200

Is this a request for operational costs? ☐ Yes ■ No

If "yes," is the request for a pilot project or for bridge funding? ☐ Pilot ☐ Bridge

Example:
Tables: 5 tables @ $12.00 each
Chairs: 20 chairs @ $8.00 each

Funding Information:

Please note: Due to limited funds, the Committee often recommends partial funding for a program. In the interest of helping the Committee best decide how to distribute funds, please provide an itemized list of program elements, ranked by priority and their costs.

ITEM	COST
2'x3' Sound Absorbtion Panels ($55 x 6 panels)	$330.00
Comtek AT-216 (personal transmitter and receiver)	$1072.00
Ashley Furniture Durapella Arm Chair ($295 per chair x 2)	$590.00
Office Depot Brand Silver Easel (33"x38")	$179.00
Sony Module 10x Optical Zoom Dome Camera (Pan Tilt Zoom)	$440.00

Claim Submission Date: *(check one)*

☑ July 2012 – September 2012 ☐ October 2012 – December 2012

☐ Other

Jack Hopkins Social Services Funding Application

Agency Contact Sheet

Lead Agency:

Name: Susie's Place Child Advocacy Center, Inc

Address: 451 S. Park Ridge Rd, Suite 102 Bloomington, IN 47401

or 7386 Business Center Drive, Suite B Avon, IN 46123

Phone & E-Mail: 812-822-1570 & emily@susiesplace.org

Website: www.susiesplace.org

President of Board of Directors: Jennifer Dawson - First Merchants Bank

Director Information

Director of Lead Agency: Emily E Perry

Director's Address: 7386 Business Center Drive, Suite B Avon, IN 46123

Phone & E-Mail: 317-522-6202 & emily@susiesplace.org

Presenter Information

Name of Person to Present Application to the Committee: Emily E Perry

Address: Same As Above

Phone & E-mail:

Grant Writer Information

Name of Grant Writer: Emily E Perry

Address:

Phone & E-Mail:

Please also include:

- The Agency's Mission Statement in Two-Page Application Narrative
- A Simple Program Budget for use of requested funds (please check your math)
- A year-end financial statement that includes fund balances and total revenue & expenditures

GRANT APPLICATION FOR CHILD FORENSIC INTERVIEW ROOM EQUIPMENT
Submitted by Susie's Place Child Advocacy Center
Jack Hopkins Social Services Funding Committee
April 9, 2012

Agency Mission
The Susie's Place mission is to provide a neutral, child-friendly center to investigate alleged child abuse and neglect, while keeping the comfort and safety of the child the first priority. Susie's Place, a 501 (c)(3) non-profit organization founded in 2008, partnered with the Monroe County Prosecutor's Office, the Monroe County Department of Child Services, Bloomington Police Department, Monroe County Sheriff's Department, and Indiana State Police to create and implement a child advocacy center designed to meet the complex and unique needs of investigating crimes against children in Monroe County.

Utilizing a joint investigative team approach, Susie's Place is a community partnership dedicated to pursuing the truth in child abuse investigations. Professionals work as a multidisciplinary team to investigate and intervene in cases of suspected child abuse, primarily sexual abuse. Susie's Place opened the Bloomington Child Advocacy Center is March, 2011. During the first 12 months of operations, Susie's Place has conducted over 270 child forensic interviews for 10 Indiana counties. However, over 130 of those interviews served children and families residing within the Bloomington area. Susie's Place has conducted interviews of alleged victims of child molest, internet sexual exploitation, rape, incest, physical abuse, neglect, witnesses to homicide, and more. There are currently no other organizations providing services similar to Susie's Place in Monroe or surrounding counties.

Nature of the Project
Susie's Place respectfully requests support from the Jack Hopkins Social Service Fund for one-time equipment purchases to support the re-design of one child forensic interview room. The 2003 Service Community Assessment of Need (SCAN) identified child abuse and neglect as a significant issue within Monroe County. According to the National Children's Alliance, in 2009, an estimated 763,000 children were determined to be victims of child abuse and neglect while an estimated 1,770 children died due to maltreatment. Per the Department of Child Services, 2009 resulted in 2,348 reports of child abuse and neglect in Monroe County.

The SCAN assessment specifically recommended "Places to Start" regarding child abuse in Monroe County and suggested agencies continue to increase the awareness of the issues surrounding child abuse and neglect with law enforcement and the courts. Susie's Place has successfully initiated a nationally recognized model for investigating allegations of crimes against children in Monroe County. One of the hallmarks of the child advocacy center model includes incorporating best practices into the investigation and prosecution of child crimes. To achieve this goal Susie's Place has worked diligently to train and educate local law enforcement, prosecutors, and child protection services workers.

In order to continue to improve services to alleged child victims of crime and the professionals responsible for their protection, Susie's Place is creating a child forensic interview room that will create a feeling of comfort and safety for alleged child victims of crime while producing high-quality, digitally recorded forensic interviews. After conducting over 200 forensic interviews in the Bloomington Child Advocacy Center, Susie's Place has identified some specific areas of needed improvement in one child forensic interview room.

One Time Investment:
Susie's Place is requesting the following items, in priority order, to improve the overall experience children have while being interviewed at Susie's Place and provide clearer digital recordings of interviews to law enforcement, child protective services, prosecutors and the courts that will allow for appropriate outcomes for children.

1) Six sound absorption panels to cut down echoes in the interview room and ensure soundproofing. ($330)
2) One Comtek AT-216 transmitter and receiver to provide one-way communication from the multidisciplinary team to the forensic interviewer during interviews. ($1072.00)
3) Two easy to clean Durapella Upholstered Arm Chairs. ($590.00)
4) One sturdy easel to display flip chart paper used during interviews. ($179.00)
5) One Pan Tilt Zoom Sony Module 10x Optical Zoom Camera to clearly and accurately document forensic interviews. ($440.00)

Susie's Place Child Advocacy Center
Child Forensic Interview Room Budget
2012

Equipment	Cost	Quantity	Total
2' x 3' Sound Absorption Panels from Audimute	$55.00	6 panels	$330.00
Comtek AT-216 Transmitter/Receiver from Tecear	$1072.00	1 unit	$1072.00
Ashley Durapella Arm Chair from Bloomington Furniture Exchange	$295.00	2 chairs	$590.00
Office Depot Brand Silver Easel	$179.00	1 unit	$179.00
Sony Module 10x Optical Zoom Pan Tilt Zoom Camera from Bolide Technology	$440.00	1 unit	$440.00
		Total	**$2611.00**

Also Available:

panel sample packs
Plus Rebate $10 - $30

standard acoustic panels
5 Standard Sizes $25+
Standard & Custom Fabrics

acoustic treatment kits
Multi Panel & Exclusives Kits

customize!
Print Any Image or Logo on a Panel

)IMUTE PANEL IMAGE GALLERIES

Choose From Hundreds of Images Available in All Panel Sizes.

Need Help? Chat Now ▸

FREE QUICK ANALYSIS FORM
Personal & Commercial

NRC, STC & IIC
What do these ratings mean?

2' X 3' Sound Absorption Panel (2" Thick) Onyx





Your Price $55.00 X6=$330

Qty 1

Volume Discounts

Qty	Price
12	$53.00
24	$50.00
48	$47.00

Onyx

ADD TO CART ▸

Add to Wishlist

Email to a Friend

Print this Page

Stock Fabric Colors (Guilford of Maine Anchorage, Class A Fire Rated)



Onyx | Asteroid | Geranium | Straw | Vanilla | Birch | Coffee Bean | Cobalt | Quarry Blue | Eucalyptus | Click to View

Note: Image color may be slightly different from what you see on your monitor. We encourage you to order a sample pack to examine our fabrics.

SHIPS WITHIN 1 WEEK

general | installation | technical specs

compare us | sound lab report | customer reviews

Please Call Us for a Quote on Large Projects!

Note: Standard Panel orders typically ship within one week from date of order depending on order size.

TecEar - hearing assistance technology consultants

View Cart

COMTEK AT-216 Personal FM Systems

Products
Large-Area ALS
Personal Products
Artone Bluetooth
Beetle H-3ST BT
Quattro Bluetooth
CLA7v2 Neck Loop
Clipboard
Contego FM System
COMTEK AT-216 FM
Hearing Loop Kits
iLOOP Neck Loop
LightOn Alerter
Music Link

COMTEK Personal FM Systems
15% off list price, plus FREE shipping (U.S.A)!

COMTEK AT-216 Personal FM benefits

- ADA solution for colleges and universities
- Outstanding quality and versatility
- Portable, self-contained system puts you in control
- 200 feet typical system operating range
- Use rechargeable or disposable batteries
- Options available for different sound environments
- Use for groups with additional receivers
- Neck loop users must have a manually selectable T-coil program - usually via a program selection button or remote control

COMTEK®

MADE IN THE USA



COMTEK AT-216
- portable, personal FM system
(M-216 transmitter with lapel microphone
and PR-216 receiver with neck loop)



Option 1:

NoiZfree Products
Noizfree-Mobile
Noizfree-iPhone
Noizfree-Music
Noizfree neckLOOP
Noizfree-PC
Pocketalker Ultra
Sennheiser TV FM
Soundshuttle
T-Link Headset
tLOOP Neck Loop
XTRA stereo

The **COMTEK AT-216 Personal FM Assistive Listening System** comes in a very practical carry case. The system is completely self-contained. The owner of the system has total control, and is not dependent on anyone for maintenance or hygiene issues. The system is completely battery powered and can be taken anywhere. The user simply gives the wireless transmitter to any presenter, teacher, work associate or friend who they wish to hear. The system is also extremely versatile and can be used to listen to other sound sources such as TV or audio from a facility's soundboard. You can even simultaneously monitor and record presentations for later review (requires CB-48AT adapter cord and recorder - not included).

Speech clarity and noise reduction

The AT-216 wireless auditory assistance kit is an extended-fidelity FM system bringing out speech clarity like never before. Incorporating special noise reduction circuitry to increase the speech clarity of the FM signal, this system is specially designed to take advantage of today's digital hearing aid technology. A higher signal-to-noise ratio plus a higher frequency response of the FM signal work together to maximize the performance of hearing aids, cochlear implants, and

M-216 transmitter
with mic on/off Mute Switch



Option 2 (Enviro-Mic):
PR-216 receiver
with built-in Enviro-Mic



Option 2P (Enviro-Mic):
PR-216 receiver
with micro-mini jack
and plug-in Enviro-Mic

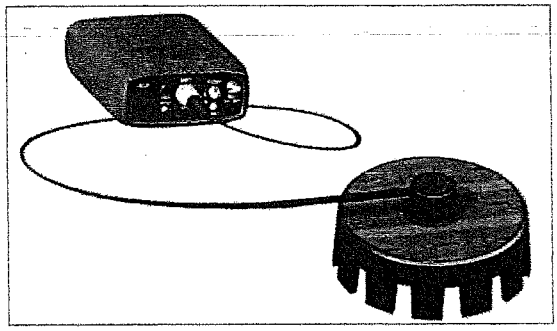

COMTEK TM-10
- conference table microphone adapter with COMTEK M-216 Transmitter

Personal FM System.
More information about TM-10 from COMTEK

HH-185 Handheld Unidirectional Boom Microphone

The HH-185 microphone boom allows the M-216 transmitter to be used as a handheld wireless microphone. It may be passed around in a group setting or held in the hand and pointed at the desired sound source. The gain control on the M-216 transmitter allows the user to adjust the sensitivity of the microphone. The HH-185 may also be used with the PR-216 Option 2P microphone input to selectively point to a sound source in a group setting. **The HH-185 handheld unidirectional boom microphone is an optional accessory and is not included with the AT-216 Personal FM System.**
More information about HH-185 from COMTEK

AT-216 Complete Basic System		View Cart
COMTEK AT-216 Personal FM System **Complete AT-216 System includes:** 1 - M-216 wireless microphone transmitter 1 - CM-183 omni directional lapel microphone 1 - PR-216 personal		

receiver 1 - NTC-102 neckloop transductor 1 - SM-N earphone assembly 1 - TM-10 conference table microphone adapter 1 - NBC 9-2C battery charger 2 - Ni-MH rechargeable batteries 2 - BC-216 belt clips 1 - FWA-216 flexible whip antenna 1 - CB-36 ST auxiliary audio input cable 1 - C-216 carrying case **2-year manufacturer warranty on transmitter and receiver** **90-day manufacturer warranty on accessories**	 Complete AT-216 System	~~List price: $1,262.00~~ **Your TecEar price:** (You Save 15%) **$ 1,072.00** **Free Shipping (U.S.A.)** Add to Cart
AT-216: M-216 transmitter - options		View Cart
COMTEK AT-216 Personal FM System plus **Option 1:** M-216 transmitter mic mute switch Option1 enhances the M-216 transmitter with a separate **microphone muting switch** (right side of control panel) allowing the auxiliary input program (AUX input socket - left side of control panel) to remain on.	 **Option 1:** M-216 transmitter with mic mute on/off switch	~~List price: $1,292.00~~ **Your TecEar price:** (You Save 15%) **$ 1,098.00** **Free Shipping (U.S.A.)** Add to Cart

welcome to ASHLEY FURNITURE INDUSTRIES, INC.

Search: Enter item number or keyword



Series Name:	Durapella - Sage
Item Name:	Chair
Model #:	3610320
Dimensions:	46"W x 39"D x 40"H
Weight:	80 lbs

With all the curves and flared design of exciting contemporary style, the rich beauty of the "Durapella®-Sage" upholstery collection is an exceptional addition to any living room decor. The soft upholstery fabric flawlessly covers the plush pillow top arms, supportive seating cushions and pillow back to create a comfortable furniture collection that is perfect for a relaxing environment. With the sweeping beauty of the curved arms and rich finished saber styled feet, this collection captures the true excitement of great contemporary design. Enhance your home's beauty with the style and comfort of the "Durapella®-Sage" upholstery collection.

Click Here for Related Products

Back

DURAPELLA®, DURAPLUSH™, and DURABLEND™ are trademarks of Ashley Furniture Industries, Inc.

3/30/12 per Furniture Exchange Bloomington
price = $295.00
per Chair

Office DEPOT



Office Depot® Brand Silver Presentation Easel, 33" x 38"

Item # 751662

Not Yet Rated Write the First Review

Easily folds into a tabletop for added functionality
Easy-to-clean dry-erase surface.
2 extension bars.

Shop With Office Depot

Your Low Price
$179.99
/ each

How To Get It

ONLINE

- Sold Online
- **FREE DELIVERY** on qualifying $50+ orders

OUR STORES

- Sold in Stores
- Store Pickup Available

Delivery, pricing, and availability policy

More About This Product

DESCRIPTION

Easily folds into a tabletop for added functionality

- **Easy-to-clean dry-erase surface.**
- **2 extension bars.**
- **Lightweight aluminum frame for added style.**

Writing surface is 27" x 34 1/2".
Reaches a maximum height of 68".

PRODUCT DETAILS

Item #	751662
Manufacturer #	EA14000583
easel type	presentation
frame construction	aluminum
maximum board size	33" x 38"
storage shelf	no
foldable	yes
frame color	Silver
adjustable	yes
brand name	Office Depot
board/pad included	yes
distributor	Swinton Avenue Trading Ltd., Inc.
postconsumer recycled content	0 %
total recycled content	0 %

Back To Top

Items Related to Your Recent Search: "easel"

Your Price$39.99
/ Pack

HOW TO WRITE A REVIEW

Your Price$40.46
/ Each

Your Price$21.99
/ Pad

Your Price$159.99
/ Pack

Copyright © 2012 by Office Depot, Inc. All rights reserved. Prices shown are in U.S. Dollars. Please login for country specific pricing. Prices are subject to change based on your order and delivery location(s) and the applicable retail store location. All orders are subject to the Terms of Use. Prices and offers on www.officedepot.com may not apply to purchases made on business.officedepot.com. See Terms of Use for details.
The Tony Stewart©, Stewart-Haas Racing™ and #14™ are trademarks of Stewart-Haas Racing and are used under license.

Bolide Technology Group, Inc.

468 South San Dimas Ave.
San Dimas, CA 91773
Tel: (909)305-8889 Fax: (909)305-0999
http:\\www.bolideco.com

Estimate

Date	Estimate #
1/17/2011	3580

Name / Address
Hendrick's county Child Advocacy Center Emily Perry 7386 Business Center Dr. suite D Avon IN 46123

Quote received for purchase.

Requesting Camera only.

P.O. No.	Terms	Due Date	Rep	CUSTOMER NO.
	Credit Card	1/17/2011	OAC	(317) 522-6202

CATALOG #	DESCRIPTION	QTY ORDER	UNIT PRICE	AMOUNT
BC1009/PTZ Min...	Sony Module 10X Optical Zoom, 1/4" Mini Speed Dome Camera	1	440.00	440.00T
BE-Mini Bracket	Bracket for Mini PTZ	1	39.95	39.95T
S&H	Shipping and Handling	1	15.34	15.34
	Out-of-state sale, exempt from sales tax		0.00%	0.00

ALL SALES ARE FINAL .No return or refund. Warranty only.
RMA number requested on all return items 1

Total $495.29

Signature _____

The Hendricks County Child Advocacy Center , Inc.

Financial Statements

and

Accountant's Compilation Report

For the Year Ended

December 31, 2011

Glen and Kuehn Accounting P.C.
336 E Main St
Plainfield, IN 46168

Accountant's Compilation Report

To the Board of Directors
The Hendricks County Child Advocacy Center , Inc.
7386 Business Center Drive, Suite B
Avon, IN 46123

We have compiled the accompanying statement of financial position of The Hendricks County Child Advocacy Center , Inc. as of December 31, 2011, and the related statement of activities for the year then ended. We have not audited or reviewed the accompanying financial statements and, accordingly, do not express an opinion or provide any assurance about whether the financial statements are in accordance with accounting principles generally accepted in the United States of America.

Management is responsible for the preparation and fair presentation of the financial statements in accordance with accounting principles generally accepted in the United States of America and for designing, implementing, and maintaining internal control relevant to the preparation and fair presentation of the financial statements.

Our responsibility is to conduct the compilation in accordance with Statements on Standards for Accounting and Review Services issued by the American Institute of Certified Public Accountants. The objective of a compilation is to assist management in presenting financial information in the form of financial statements without undertaking to obtain or provide any assurance that there are no material modifications that should be made to the financial statements.

Management has elected to omit substantially all of the disclosures required by accounting principles generally accepted in the United States of America. If the omitted disclosures were included in the financial statements, they might influence the user's conclusions about the Company's financial position, results of operations, and cash flows. Accordingly, the financial statements are not designed for those who are not informed about such matters.

Glen & Kuehn Accounting P.C.

Glen and Kuehn Accounting P.C.

February 19, 2012

Hendricks County Child Advocacy Center , Inc.
Statement of Financial Position
As of December 31, 2011

ASSETS

CASH AND EQUIVALENTS		
Checking-First Merchants	$ 29,867.65	
Money Market-First Merchants	13,189.39	
Total Cash and Cash Equivalents		43,057.04
PROPERTY AND EQUIPMENT		
Furniture and Equipment	65,739.87	
Accumulated Depreciation	(22,568.00)	
Net Property and Equipment		43,171.87
TOTAL ASSETS		$ 86,228.91

LIABILITIES AND NET ASSETS

NET ASSETS		
Unrestricted Net Assets	$ 86,228.91	
Total Net Assets		86,228.91
TOTAL LIABILITIES AND NET ASSETS		$ 86,228.91

See Accountants' Compilation Report
Glen and Kuehn Accounting P.C.

Hendricks County Child Advocacy Center , Inc.
Statement of Activities

	12 Months Ended December 31, 2011
Operating Revenue	
Direct Public Grants-Corporate and Busines	$ 12,695.93
Direct Public Grants-Foundation and Trust	30,919.00
Direct Public Grants-Nonprofit Organization	49,953.35
Direct Public Support-Board of Directors Su	9,932.70
Direct Public Support-Individual and Corp C	20,542.17
Government Contracts-Agency	150,526.23
Government Grants-Agency	6,333.32
Government Grants-Federal Grants	1,751.64
Interest Income	21.08
Special Events Contributions	21,740.72
Total Operating Revenue	304,416.14
Operating Expenses	
Interview Expenses-Operations	134.73
Interview Expenses-Operations-Equip	150.83
Interview Expenses-Operations-Cons	250.00
Interview Expenses-Operations-Dues	170.00
Office Expense	6,449.24
Postage	338.31
Copy Costs-Paper	134.07
Copy Costs-Toner	258.46
Equipment-Office	4,487.00
Equipment Maintenance	6,871.60
Contract Services	1,549.01
Dues and Fees	552.00
Dues and Fees-Business	7.14
Bank Fees	331.37
Utilities-Electricity	1,623.08
Utilities-Communication	3,469.27
Utilities-Gas	465.20
Utilities-Internet/Website	3,352.27
Utilities-Trash	434.98
Facility Expense	267.49
Rent Expense	38,500.00
Insurance Expense-Facilities	4,237.00
Facilities Maintenance	585.62
Board and Committee Expenses	1,393.65
Subscriptions	278.45
Food, Drinks and Snacks	3,839.91
Depreciation and Amortization	9,987.00
Fund Raising-Printing	273.54
Fund Raising-Event Expenses	2,308.73
Marketing	2,006.80
Marketing-Printing	2,717.83
Marketing-Promotional Items	184.48

Hendricks County Child Advocacy Center , Inc.
Statement of Activities

	12 Months Ended December 31, 2011
MDT Training-Conferences	12,252.00
MDT Training-Travel	4,392.84
MDT Training-Hotel	2,580.00
MDT Training-Meals	1,155.38
Staff Expenses	815.75
Payroll Fees	722.02
Staff Insurance	2,628.00
Staff-Contract Services	295.00
Staff-Employee Search	125.00
Director-Payroll	59,488.08
Director-Payroll Taxes	4,550.84
Director-Training-Other	626.40
Director-Training-Conferences	811.27
Director-Training-Travel	4,475.63
Director-Training-Hotel	2,009.41
Director-Training-Meals	953.49
Director-Membership Dues	425.00
Staff Payroll	74,511.89
Staff-Payroll Taxes	5,700.19
Staff-Training-Other	6,330.00
Staff-Training-Conferences	1,472.60
Staff-Training-Travel	2,465.37
Staff-Training-Hotel	2,317.41
Staff-Training-Meals	553.07
Staff Development	500.00
Total Operating Expenses	289,765.70
Change in Net Assets	14,650.44
Net Assets, Beginning of Year	
Unrestricted Net Assets	71,578.47
Net Assets, Beginning of Year	71,578.47
Net Assets, End of Year	$ 86,228.91

See Accountants' Compilation Report
Glen and Kuehn Accounting P.C.

Jack Hopkins Social Services Funding Application (37)

Funding Sheet

Lead Agency:

Name VISUALLY IMPAIRED PRESCHOOL SERVICES / VIPS - BLOOMINGTON

Is the Lead Agency a 501(c)(3)? ■ Yes ☐ No | Is this a collaborative project? ☐ Yes ■ No

Number of Agency Employees: Full-time 2 Part-time _____ Volunteers 10 (2 to 3 hours/month)

Address where Project will be facilitated or housed:
555 N. Morton Street, Bloomington, IN 47408

Name of Project Administrator: Rebecca Davis

Address 2600 S. Henderson Street, #154, Bloomington, Indiana 47401

Telephone & E-mail cell (818)585-8306 / vipsbloomington@vips.org

Name of other participating agencies, if different from Lead Agency: _____

Proposed Project:

Title of Project: Project VIISA (Visually Impaired InService in America) Training for Early Intervention

Total Cost of Project: $9,050

Requested JHSSF Amount: $9,050

Other Funds Expected for Project:

Amount	Source	Confirmed or Pending
~~2,000~~ $ 2,000	Indiana DeafBlind Project/Blumberg Center	Pending
~~1,600~~ $ 1,600	Solution Tree	Confirmed

Number of Clients Served by this Project in 2012: Training would be in 2013 / 10 families / 35 to 40 individuals

Number of City Residents Served by this Project in 2012: In 2103 - 15 (estimated

Is this a request for operational costs? ☐ Yes ■ No

If "yes," is the request for a pilot project or for bridge funding? ■ Pilot ☐ Bridge

Example:
Tables: 5 tables @ $12.00 each
Chairs: 20 chairs @ $8.00 each

Funding Information:

Please note: Due to limited funds, the Committee often recommends partial funding for a program. In the interest of helping the Committee best decide how to distribute funds, please provide an itemized list of program elements, ranked by priority and their costs.

ITEM	COST
Project VIISA Curriculum for 12 Students	$1,680
6 Days of Project VIISA On-site Training	$2,100
1 1/2 Days Travel for Trainer	$520
3 Days Homestudy, Reading, and Grading (12 students)	$1,050
6 Days Prep Time	$2,100
2 Roundtrip Airfares with Ground Transportation for Trainer	$1,000
6 Nights Lodging and Food for Trainer	$600

Claim Submission Date: *(check one)*

☐ July 2012 – September 2012 ☐ October 2012 – December 2012

☑ Other

Jack Hopkins Social Services Funding Application

Agency Contact Sheet

Lead Agency:

Name: Visually Impaired Preschool Services-Bloomington

Address: 2600 S. Henderson St. #154

Bloomington, IN 47401

Phone & E-Mail: (888)636-8477 vipsbloomington@vips.org

Website: www.vips.org

President of Board of Directors: Steven Soph

Director Information

Director of Lead Agency: Diane Nelson / VIPS-Louisville

Director's Address: 1906 Goldsmith Lane, Louisville, KY 40218

Phone & E-Mail: (888) 636-8477 / dnelson@vips.org

Presenter Information

Name of Person to Present Application to the Committee: Rebecca Davis & Ann Hughes

Address: 2600 S. Henderson St. #154

Phone & E-mail: (818) 585-8306 vipsbloomington@vips.org

Grant Writer Information

Name of Grant Writer: Rebecca Davis

Address: 2600 S. Henderson St. #154

Phone & E-Mail: (818) 585-8306 / vipsbloomington@vips.org

Please also include:

- The Agency's Mission Statement in Two-Page Application Narrative
- A Simple Program Budget for use of requested funds (please check your math)
- A year-end financial statement that includes fund balances and total revenue & expenditures

Jack Hopkins Social Services Funding Application 2012

Visually Impaired Preschool Services, VIPS-Bloomington

VIPS-Bloomington respectfully requests a one-time grant of $9,050 to provide specialized training to early interventionists in order to serve infants and toddlers who are blind or have low vision in Bloomington and surrounding counties.

The mission of VIPS is to offer appropriate services to infants, toddlers, and preschoolers who are visually impaired and to their families – to maximize each child's developmental potential through direct services, advocacy and community education.

When a child is born and receives a diagnosis of blindness or low vision, the child's family needs specialized early intervention to help them cope with the reality of their child's vision loss. Often, parents grieve for the sighted child they expected. This can lead to difficulty bonding and increased stress for both parents and children. The family needs frequent home visits from an early interventionist trained to work with visually impaired children to help counteract the effects that vision loss can have on a child's overall development as well as how her vision loss will affect her family.

Why?

- The first 3 years of a child's life is a critical time for brain development and learning
- Home is a child's first learning environment
- As much as 80% of what a young child learns is through the use of vision
- A young child who is visually impaired is at risk for delays in every area of development
- **No other agency in Indiana provides regular early intervention for Indiana's youngest children with low vision**

The goal of VIPS-Bloomington is to provide regular, ongoing in-home early intervention to any infant or toddler who is blind or has low vision in Bloomington and within a 60 mile radius of Bloomington. This population of children has long been underserved in Indiana.

"Reaching kindergarten on the same developmental level as their sighted peers will happen only if our educational systems provide well-qualified infant and preschool specialists who have a thorough understanding of the impact of visual impairment on early growth and development."
(National Association of State Directors of Special Education [NASDSE], Inc. Blind & Visually Impaired Students Educational Service Guidelines)

History

In the fall of 2008, after moving to Bloomington, Rebecca Davis began looking for services to help her 2 year old daughter, Eliza. Eliza has Cortical Visual Impairment, Optic Nerve Atrophy, Strabismus, and Nystagmus. A former teacher, Rebecca, understood the importance of early intervention and witnessed firsthand how her daughter's low vision hampered her development. Rebecca discovered that there was no early intervention program for infants and toddlers with low vision in Indiana. Frustrated, Rebecca began researching what other states offered their youngest visually impaired children. She discovered that most of the 50 states have early interventionists trained in vision loss. She also discovered that, although Indiana did not provide early intervention to visually impaired infants and toddlers, there were between 250 and 300 children in the state who need these services every year (reference – The Indiana School for the Blind Early Childhood Consultant, 2009).

Rebecca eventually found VIPS, the non-profit agency that serves children (birth to 5) who are blind and visually impaired in Louisville, Kentucky. She drove Eliza to VIPS every week for nearly 2 years to get Eliza the sensory rich early education she needed. She began researching how VIPS began 27 years ago in Kentucky and how it might expand its services into Indiana. After months of research, discussion, and debate, on July 1st, 2011, VIPS voted unanimously to open a VIPS-Bloomington office with the condition that Indiana builds and sustains this office.

In 2011, a local business, Solution-Tree pledged to pay the salary of a Teacher of the Visually Impaired (TVI) for 2 years. VIPS-Bloomington's caseload began with 8 families. Within 6 months, it grew to 28 families as word got out. A typical caseload for a TVI is 20 children. VIPS-Bloomington is operating at capacity now and needs to plan to grow to accommodate the number of children in our service area.

Project VIISA is a nationally recognized training model for early intervention in children with sensory impairments. Many other states bring in Project VIISA trainers to provide the specialized training that infants and toddlers with vision loss require (See attached training schedule). Due to the current state government's shifting priorities, Indiana's early intervention system, First Steps, has undergone significant cuts in the past 3 years. The education of visually impaired infants and toddlers was not a priority for the system before: it is not likely to be funded anytime soon.

VIPS-Bloomington proposes to bring the Project VIISA model of early intervention to Indiana. In 2011, Rebecca Davis began recruiting Elizabeth Dennison, the woman who literally wrote the book (Project VIISA curriculum) on early intervention for children with sensory impairments. Solution Tree has offered a conference room to hold the 2 onsite classes. VIPS-Bloomington intends to recruit retired Teachers of the Visually Impaired, preschool and public elementary aides to hold a Project VIISA training with two 2 day onsite courses with 4 months in between to complete reading and projects with visually impaired children. Once trained, VIPS-Bloomington will be able to hire the new Early Interventionists in Vision, or EIVs, to serve more children within our service region.

Address a previously identified priority – The 2003 SCAN report states that "the community needs to ensure that children receive a quality education beginning at an early age." In-home early intervention for visually impaired children helps offset developmental delays common in this population, helping to remove barriers to educational attainment. According to the SCAN report, "Educational Attainment is a pathway to opportunity and has a direct impact on a person's employability, income, and overall quality of life. " SCAN also identifies "children...and families who are at-risk and would benefit from services to help them begin education" as a priority.

One Time Investment – A Project VIISA training will provide VIPS-Bloomington with a group of qualified early interventionists in order to increase our ability to serve visually impaired infants and toddlers in Bloomington and beyond. Finding qualified individuals to provide home visits to VIPS-Bloomington families poses a major challenge to our agency. We need to train our own staff. Elizabeth Dennison has provided an estimate of $9,050 to provide the training in the spring and summer of 2013. (See Funding Sheet)

Leverage Matching Funds – Solution Tree in Bloomington has offered the use of a conference room for the 2 onsite classes. The Indiana DeafBlind Project has committed to submitting a grant to help cover the expense of training and curriculum.

Make a broad and long-lasting contribution to our community – With the Project VIISA training and VIPS, we have an important opportunity here in Bloomington to be the city that built an early intervention system for visually impaired babies and toddlers in Indiana. A Project VIISA training is the key to a broad and long-lasting contribution to both our local and state community. Visually impaired infants and toddlers have not been on anyone's radar in Indiana. They have highly specialized conditions that require highly specialized educational intervention. Their families are in crisis – often

financially strapped and struggling to understand how to take care of a non sighted child. Providing Early Interventionists in Vision, and raising awareness about vision loss in young children, VIPS-Bloomington intends to fulfill a long term goal of becoming the agency that serves visually impaired infants and toddlers throughout Indiana. Funding Project VIISA will help up to 10 Bloomington families immediately. More importantly, funding Project VIISA will ultimately help hundreds of Indiana's children better prepare for life and school, and send the message to our community that educating these children matters.

Rebecca Davis

From: Elizabeth Dennison [elizabeth.dennison@usu.edu]
Sent: Tuesday, February 14, 2012 5:39 PM
To: Rebecca Davis
Subject: RE: Questions

Hi,

If you are wanting to combine the VIISA Infant and Preschool classes (birth to five) the way Oregon did, then it is two three day onsites for a total of 6 days of training. If only doing the Infant/Toddler class, it is two 2 day onsites for a total of 4 days. Then there are the homestudy assignments between the two onsites and ideally, it is best if there are at least several months between the onsites to give time for the assignments. There is time built in for reading/grading homestudy assignments and a day of prep per day of training and some travel time built in. My daily rate is $350, which is actually on the low side. With two onsites, there are two roundtrip airfares, each probably close to $500 SLC to Indiana and back. The site covers lodging and meals while there (about 4-6 nights and days, depending on if it is one or both courses rolled into on). A breakdown of cost may look like this. I'm going with the Oregon model, but if you go with just the infant/toddler course it would be less.

6 days training
6 days prep
1 ½ day travel (both onsites actually take about 3-4 days of travel time, but I only charge for 1 ½)
2 days of homestudy reading and grading (could be more or less depending on number of people)
15 ½ days X $350=$5,425

Two roundtrip airfares with ground transportation $500X2=$1000

dging and meals for 6 days $100X6=$600 (could be less, depending on airfare and hotel.

I know this may seem like a lot of money...but the training takes a lot of time and work to do. I wish I could do it for less, but we have no other source of funding at SKI-HI to help like when we had grants. At this point, the soonest I could take on another training would be by summer or fall as I am booked up this winter and spring. Usually, it is best to start planning 4-6 months ahead. I hope this helps. --Bess

From: Rebecca Davis [mailto:vipsbloomington@vips.org]
Sent: Monday, February 13, 2012 1:25 PM
To: Elizabeth Dennison
Subject: Questions

Hi Bess,

Question for you – (and I may have asked this already) How much money do I need to get you to do a Project VIISA training? I think I asked this already and I can't find your answer. Sorry. What is your rate, travel and expenses? And, we would need a space for a 3 day event over a 6 month period and places to stay –

How much time in advance do you need to schedule something like this?

Thanks!
Rebecca
Rebecca Davis
evelopmental Director / Parent Advisor
Visually Impaired Preschool Services (VIPS)
2600 Henderson Street #154



USU-Hadley School for the Blind Partnership

Preservice Training Programs in Deafblindness

Alaska Bike Run
Click here for information about the 9th Annual Alaska Motorcycle Run!

Logan Mini Run

Home

About Us

Giving

Resources & Materials

Outreach

Training

Projects

Links

HOPE Inc.

The VIISA (Vision Impaired Inservice in America) Project was developed to provide inservice training to early intervention and early childhood personnel serving young children, ages birth to five, with blindness and visual impairments. Two courses are offered in this project. The first focuses on working with infants and toddlers, and the second focuses on working with preschoolers in center-based settings. Through both courses, participants become familiar with intervention strategies and materials appropriate for use with this population of children in all areas of development and programming. They also learn about the other agencies and service providers in their state that can be of help to them.

Both courses combine onsite sessions with home-study assignments where participants apply what they learn with actual children on their current caseloads with vision loss. Participants are provided with written feedback from the instructor. Opportunities for follow-up to training are offered later.

The project has developed an extensive resource manual which addresses programming needs in communication/language, motor and orientation/mobility, vision, tactile/braille readiness, daily care, social, concept development and play, assessment and program planning, and psycho-emotional support for families. Instructor manuals and other materials have also been developed for use with each course. A management manual for implementing states is also made available.

The VIISA Outreach Project assists states in putting together a team of state instructors who conduct VIISA training for their own state. A national VIISA instructor who works for the Outreach Project works closely with this state training team through their first course series. Costs are shared by the project with the state. States also have the option of incorporating a small mentoring piece into their training.

For More Information

For more information about the project contact Elizabeth (Morgan) Dennison at 435/797-5593 or e-mail her at:
elizabeth.dennison@usu.edu

For a schedule of trainings taking place, select the Training button. For comments from users, select Testimonials. For information on how to order VIISA materials, select HOPE,Inc. or Resources and Materials.

HOPE Home & Family Oriented Program Essentials

>>CHECKOUT

Home
About HOPE
Products
- Web Sales
- Deaf/Hard of Hearing
- Blind/Vision Impaired
- Deafblind
- Multidisabled Sensory Impaired (MSI)
- Any Special Needs
- Spanish
- Paraeducators, Teachers Aides, Teachers
- Parents, Families, Grandparents
- Assessments

Order Status
Search
Checkout

Links
- SKI-HI Institute
- AAHBEI American Association for Home-Based Early Interventionists

Home» Blind/Vision Impaired

The VIISA Curriculum



This 2-volume curriculum contains comprehensive programmingfor infants and young children with vision impairment in home and center-based settings. It contains valuable information, delightful visuals, and activity sheets. The easy-to-use topics are in areas such as: child care, motor development, orientation and mobility, learning through the senses, cognition, parent-child interactions, accessing support services, gathering information and planning, the IFSP process, transitioning from home to school, and working with children in center-based programs.

Email Friend

Price: $140.00

>>BUY

« Previous | Next »

USU-Hadley School for the Blind Partnership

Preservice Training Program in Deafblindness

SEIM Master's Program

Alaska Bike Run
Click here for information about the 9th Annual Alaska Motorcycle Run to benefit SKI-Hi Institute!

Logan Mini Run

About Us

Giving

Resources & Materials

Outreach

Training

Projects

Links

HOPE, Inc.

We are the SKI-HI Institute - a group of dedicated individuals whose goal it is to enhance the lives of young children with special needs, their families, and care givers. Our name is adapted from Sensory Impaired Home Intervention and is pronounced sky-high. "Sky high" is, for us, a destination of hope and fulfillment, supporting the family unit as they strive to meet the challenges and expectations for their child of differing abilities. Our training and services, begun in 1972, focus on early intervention and early childhood programming for infants and young children, ages birth to five, with hearing and vision impairments and other disabilities. We dedicate our work to encouraging discovery, learning, and the growth of self-esteem, thereby setting the stage for individuals with special needs to become able participants in society.

SKI-HI Institute
Communicative Disorders and Deaf Education
Utah State University
6500 Old Main Hill
Logan, UT 84322-6500

(435) 797-5600 (Phone)
(435) 797-5580 (Fax)
(435) 797-5584 (TTY)
skihi@usu.edu

SKI-HI Institute



USU-Hadley School for the Blind Partnership

Preservice Training Programs in Deafblindness

Alaska Bike Run
Click here for information about the 9th Annual Alaska Motorcycle Run!

Logan Mini Run

Home

About Us

Giving

Resources & Materials

Outreach

Training

Projects

Links

HOPE Inc.

Training Calendar | Regional Conference

The Training Strategies Division of the SKI-HI Institute plans, develops, and implements programs and training activities in the following focus areas and also develops materials in these areas:

- Deaf/Hard of Hearing (Projects: SKI-HI, Deaf Mentor)
- Blind/Visually Impaired (Project: VIISA)
- Deafblind (Projects: SPARKLE, Preservice Training in Deafblindness)
- Multidisabled Sensory Impaired (Project: INSITE)
- All Special Needs (Projects: Child-to-Child, AHEAD, Heritage, SEED)
- USU/Hadley Training Program for Paraeducators Working with Blind/Visually Impaired Children (0-21)

Detailed information on the projects under each focus area can be found by selecting Projects. The purpose of each focus area is to explore and develop new projects and materials in these areas, in addition to the ones that presently exist.

The focus area on Training Models, Strategies, Materials works to stay up-to-date on best practices in working with adult learners, then incorporates these into the training procedures and materials used by Institute projects. This focus area also works on policies and procedures for ongoing certification and update of state trainers of Institute projects nationwide.

Back to Top

Regional Conference

Western Regional Early Intervention Conference on Sensory Impairment, June 22-23, at Weber State University, Ogden, Utah. Utah School for the Deaf and the Blind is the host. Programs for young children with sensory impairment in Colorado, New Mexico, Wyoming, Utah, Idaho, and Nevada participate and support funding of this conference which focuses on services to young children who are Deaf/Hard of Hearing, Blind/Visually Impaired, or Deafblind. To register go to www.wreic2011.org.

Back to Top

Training Calendar

VIISA INSITE SKI-HI

Below is a listing of trainings being conducted by SKI-HI Institute Projects and implementation sites over the next few months. For specific questions about these trainings, contact the coordinators listed for each project.

Project	Training	Location/Contact	Date
VIISA/ INSITE	Trainer's Training	**Logan, UT** SKI-HI Institute Utah State University Bess Dennison elizabeth.dennison@usu.edu (435) 797-5593	INSITE June 24-26, 2011 VIISA June 26-28, 2011
VIISA	Infant/Toddler Preschool	**Portland, OR** Lisa McGrachie lmcconac@pps.k12.or.us	April 20-22, 2011 July 13-15, 2011
INSITE	Basic Training	**Maryland** Maryland School for the Blind Karen Frank	TBA
INSITE	Basic Training	**Georgia** Georgia PINES Kit Meaders 404-298-4882	June 13-16, 2011 July 11-14, 2011
SKI-HI	Basic Training	**Washington** Paula Pittman	Workshop #1: May 5-7, 2011 Workshop #2: June 2-4, 2011
SKI-HI	Basic Training	**Georgia** Georgia PINES Lynn McFarland 404-298-4880	Workshop #1: July 6-9, 2011 Workshop #2: July 18-21, 2011
The following VIISA and INSITE Courses are finishing up this Spring, 2011			
VIISA	Course 2	Missouri	

VIISA	Course 1	Florida, Wisconsin, Ohio	
INSITE	Basic Training	Montana	

Training Tips

Back to Top

AAHBEI MAP Mission Newsletter Staff Testimonies

Project VIISA Training for VIPS-Bloomington

Trainer: Elizabeth Dennison, MA, Director of the SKI-HI Institute at Utah State University

Site: Solution Tree, 555 N. Morton Street, Bloomington, IN

Dates: Spring and Summer 2013 (6 Days Total – TBD)

Program Costs: (Daily Rate = $350/day)

6 Days of Training

6 Days of Prep Time for Trainer

1 ½ Days of Travel

3 Days of Homestudy, Reading, and Grading (for 12 students)

Program - $5775 (16 ½ days at $350/day)

Expenses:

2 Roundtrip Airfares with ground transportation (estimated) = $1000

Lodging and Meals for 6 Days (estimated) = $595

Expenses - $1,595

Project VIISA Curriculum for 12 students = $140 x 12 = $1680

Total Expense - $9,050 (Program + Expenses + Curriculum)

Visually Impaired Preschool Services Bloomington
Profit & Loss Budget Overview

July 2012 through June 2013

Ordinary Income/Expense	
Income	
4100 – Contributions (as of Apr 2012)	
4100 – Individuals	4,801.65
4111 – Holiday Letter	1,270.00
4100 – Individuals – Other	
4110 - Spencer Lions	500.00
4120 – Bedford Lions	100.00
4130- Bloomington Kiwanis	600.00
4140 –Psi Iota Xi	300.00
Total 4110 – Individuals	7,571.65
4120 – Corporations	
4121 – Holiday Letter	
4120 – Corporations – Solution Tree	43,000.00
Total 4120 – Corporations	43,000.00
4130 – Foundations	
Total 4130 – Foundations	
Total 4100 – Contributions	50,571.65
4200 – Grants	
4205- CVS Caremark Grant (rec'd – not final)	2,000*
4210 – Boston Scientific Grant	10,000
4215 – IU Women's Philanthropy Council Grant	20,000
4220 – Nina Mason Pulliam (July)	
4225 – Carl and Mildred Reeves Fdtn (May)	
4230 – Community Foundation of Bloomington	
4235 – Precision Health Grant	(pending - $10,000)
4240- CVS Charitable Foundation Grant (May)	
4250 – Noyes Foundation	(pending -$10,000)
4260 – Old National Bank Foundation	(pending - $10,000/yr for 3 yrs)

Visually Impaired Preschool Services Bloomington
Profit & Loss Budget Overview
July 2011 through June 2012

Total	4200 - Grants (as of Apr 2012)	32,000
	4400 – Fundraisers	
	4410 – Solution Tree Friendraiser	
	4800 - Unbudgeted Income	20,363.55
Total Income (Apr 2012)		82,571.65
Expense		
5100 – Operating/Administration		
	5110 – Accounting Fees	
	5111 – Bank Fees	
	5112 – Merchant Fees	
	5120 – Insurance – Auto	
	5121 – Insurance – Liability & Prop.	25.00
	5123 – Workman's Comp Insurance	182.30
	5124 – Insurance – Umbrella	135.00
	5130 – Rent	
	5131 – Repairs & Building Maintenance	
	5132 – Telephone	
	5133 – Utilities	
	5140 – Conferences	
	5145 – Office Equipment	1,500.00
	5141 – Dues – Admin	200.00
	5142 – Travel – Admin	9,675.00
	5150 – Printing – Admin	1,000.00
	5151 – Postage	750.00
	5154 – Misc.	
	Total 5100 – Operating/Administration	

Visually Impaired Preschool Services Bloomington
Profit & Loss Budget Overview
July 2011 through June 2012

5200 – Program	
5210 – Accounting Fees	25.00
5211 – Insurance – Auto	135.00
5212 – Insurance – Liability & Prop	182.90
5213 – Insurance – Umbrella	600.00
5214 - Insurance – Workman's Comp	500.00
5215 – Telephone	500.00
5240 – Conferences – Program	9,675.00
5241 – Dues – Program	1,500.00
5242 - Travel – Program	
5249 – Office Supplies	1,500.00
5250 – Misc – Program	500.00
5257 – Printing	
5258 – Postage	3,500.00
5260 – Play and Learn Class	31,000.00
5261 – Interventionist Supplies	
5290 – Program Wages	2,015.00
5291 – Program Benefits	
5291.1 – Employer FICA/MED	
5291.2 – Health Insurance	
5291.3 – Pension Plan Contribution	600.00
5291.4 – Life & Disability	
Total 5291 – Program Benefits	2,615.00
Total 5200 – Program	

Visually Impaired Preschool Services Bloomington
Profit & Loss Budget Overview
July 2011 through June 2012

5300 – Fundraising	
5310 – Solution Tree Friendraiser	
5320 – Travel FR	
5325 – Equipment FR	1,200.00
5330 – Postage FR	
5340 – Conferences FR	
5350 – Misc.	2,000.00
5360 – Fundraising Wages	31,000.00
5361 – Fundraising Benefits	
5361.1 – FICA/MED	2,015.00
5361.2 – Health Insurance	
5361.3 – Pension Plan Contribution	
5361.4 – Life & Disability	420.00
Total 5361 – Fundraising Benefits	2,435.00
Total 5300 – Fundraising	36,635.00
Total Expense	102,935.20
Net Income	

Jack Hopkins Social Services Funding Application

Funding Sheet

Lead Agency:

Name: Volunteers in Medicine (VIM) of Monroe County

Is the Lead Agency a 501(c)(3)? ■ Yes ☐ No | Is this a collaborative project? ☐ Yes ■ No

Number of Agency Employees: Full-time 10 Part-time 3 Volunteers 387

Address where Project will be facilitated or housed:
811 West 2nd Street, Bloomington, IN 47402

Name of Project Administrator: Nancy E. Richman

Address 811 West 2nd Street, PO Box 2568, Bloomington, IN 47402

Telephone & E-mail 812.333.4032 & nrichman@vimmonroecounty.org

Name of other participating agencies, if different from Lead Agency: The Bloomington Hospital Foundation is the fiscal agent for VIM. Dawn Volungis, Manager of Grant Development & Research is the staff contact for the Foundation.

Proposed Project:

Title of Project: Promoting High Quality Care with High Quality Equipment

Total Cost of Project: $7,141.69

Requested JHSSF Amount: $7,141.69

Other Funds Expected for Project:

Amount	Source	Confirmed or Pending
t Applicable		

Number of Clients Served by this Project in 2012: 11,105

Number of City Residents Served by this Project in 2012: 8,330 (approximately 75% of VIM clients)

Is this a request for operational costs? ☐ Yes ■ No

If "yes," is the request for a pilot project or for bridge funding? ☐ Pilot ☐ Bridge

Example:
Tables: *5 tables @ $12.00 each*
Chairs: *20 chairs @ $8.00 each*

Funding Information:

Please note: Due to limited funds, the Committee often recommends partial funding for a program. In the interest of helping the Committee best decide how to distribute funds, please provide an itemized list of program elements, ranked by priority and their costs.

ITEM	COST
Autoclave Ultraclave 9x15 Midmark-Ritter M9022	$3,920.00
Welch Allyn Spot LXi Monitor Refurbished (w/ mobile stand and 2-year warranty)	$2,305.00
Clintex Status+ Analyzer w/4 100-count bottles of MultiStix 10SG Strips	$915.00
Fuel Surcharge	$1.69

Claim Submission Date: *(check one)*

☑ July 2012 – September 2012 ☐ October 2012 – December 2012

☐ Other

Jack Hopkins Social Services Funding Application

Agency Contact Sheet

Lead Agency:

Name: Volunteers in Medicine of Monroe County

Address: 811 West 2nd Street, PO Box 2568

Bloomington, IN 47402

Phone & E-Mail: 812.333.4001 & info@vimmonroecounty.org

Website: http://www.vimmonroecounty.org/

President of Board of Directors: Linda Simon

Director Information

Director of Lead Agency: Nancy E. Richman

Director's Address: 811 West 2nd Street, PO Box 2568, Bloomington, IN 47402

Phone & E-Mail: 812.333.4032 & nrichman@vimmonroecounty.org

Presenter Information

Name of Person to Present Application to the Committee: Nancy E. Richman

Address: 811 West 2nd Street, PO Box 2568, Bloomington, IN 47402

Phone & E-mail: 812.333.4032 & nrichman@vimmonroecounty.org

Grant Writer Information

Name of Grant Writer: Dawn Volungis, Bloomington Hospital Foundation

Address: PO Box 1149, Bloomington, IN 47402

Phone & E-Mail: 812.353.5873 & dvolungis@iuhealth.org

Please also include:

- The Agency's Mission Statement in Two-Page Application Narrative
- A Simple Program Budget for use of requested funds (please check your math)
- A year-end financial statement that includes fund balances and total revenue & expenditures

2012 Jack Hopkins Social Services Funding:
Volunteers in Medicine of Monroe County Narrative

Agency Mission:

Volunteers in Medicine of Monroe County (VIM) is a non-profit, 501(c)(3) community-owned, community-operated, and community-financed free health care clinic for the uninsured in Monroe and Owen Counties. VIM prides itself on collaborative public-private partnerships that continuously leverage the rich resources within Bloomington and Monroe County to address the urgent needs of the uninsured. In cooperation with others in the community, VIM provides the following services to the uninsured: 1) easily accessible, quality primary and preventive healthcare, 2) treatment for both acute and chronic conditions, 3) health education that empowers individuals to take responsibility for their own well-being. In 2011, VIM conducted approximately 29,000 patient visits. Since VIM became operational in April 2007 through December 2011, approximately 115,400 patient visits overall have been completed.

Nature of the Project:

Over the past five years VIM has earned the reputation of providing not only easily accessible and free medical services, but high quality services. While much of this success is due to many talented and dedicated providers, the clinic is also dependent on the quality of equipment. VIM has been on the frontlines of providing high quality medical and dental services and some of this progress has been made possible through generous awards from Jack Hopkins Social Service funding in years past. VIM respectfully asks for your consideration of this request for $ 7,141.69 towards "*Promoting High Quality Care with High Quality Equipment.*" After five years in operation, John Hopkins support is requested to replace the following three pieces of critical equipment:

1. Autoclave - The autoclave is a medical sterilization device that permits the application of pressure and heat in order to decontaminate items or make them sterile. Transmissible agenda such as bacteria, viruses, fungi, and spores can pose great hazards to human life. Using steam, autoclave sterilizers have the ability to destroy virtually all of these agents from any surface or piece of equipment. Placing procedural instruments in the chamber of an autoclave will ensure that they are kept clean and free of any hazardous agents, thus protecting the patient's health and safety.

Five years ago, VIM was fortunate to have been given a used autoclave from a dentist who purchased a new one for his office. Since that time, VIM has opened and expanded a dental clinic that includes x-ray, extractions, fillings and tooth repair. VIM providers have seen more than 350 women in the Women's Health Clinic for routine examinations over and above more than 300 pap tests and 31 colposcopies. As a result of these expanded services the existing autoclave is too small, and due to its age has needed repairs on more than one occasion. In researching equipment, the Midmark-Ritter Autoclave (M9022) has been recommended as having the capacity and quality that would meet VIM's needs.

2. Electronic Vital Signs Monitor - Taking vital signs is an essential part of every single patient visit – yet it takes time. Currently the VIM blood pressure monitors are anchored to the walls in patient care rooms. If the appropriate size cuff is not available the monitor is rendered useless. VIM nurses feel that the addition of a mobile "SPOT" or electronic vital signs monitor to the intake/triage area will greatly improve the efficiency of nursing work flow, increasing time spent actually speaking to the patient and discussing their concerns while this unit conducts the basics of blood pressure and pulse. In addition, this important piece of equipment will result in several other benefits, such as: allowing others, such as volunteers, to take vital signs (freeing up nursing time); increased memory – it will hold 100 Vital Signs in the memory as a backup to ensure that the readings are charted; EMR

(electronic medical records) compatibility – when VIM moves to an EMR system, this unit will be able to plug into and download the vital signs; and blood pressure is measured in as few as 15 seconds; and because it takes the diastolic reading as it inflates, it minimizes the pressure which is perfect for patients with lower tolerances for pain and discomfort. Finally, it is a great teaching tool for the nursing students to use while taking vital signs and to teach students how to listen for proper blood pressure sounds. To maximize the usefulness of the SPOT LXi Monitor, the unit must be mobile, so the mobile stand has been requested as part of this proposal as well.

3. Urine Analyzer - Currently, VIM's urine analyzer is used on average 4-8 times per day. However, the current machine was donated to use when the clinic was opened and is only functional on an intermittent basis at this point. When it is not working VIM must send patients to the IU Health Bloomington Hospital lab for what is actually a routine test. While the hospital generously donates laboratory services to VIM patients, it is important to be good stewards of the hospital resources by ensuring that hospital referrals are made only when absolutely essential and that inconveniences to VIM patients are minimized whenever possible. Thus, replacing this piece of equipment is essential.

The Clintex Status+ Urine Analyzer delivers a, reliable alternative to visual urinalysis test strip evaluation ensuring diagnostic accuracy. Handling is easier and more convenient than the current system which will save time waiting for test results. Timing of incubation, measurement, calculation of results and printout are all automatic. This is the same instrument used by IU Health Bloomington Hospital and other labs in the IU Health system. By using the same instrument VIM would have access to assistance in case of troubleshooting or borrowing test strips in a pinch.

Relationship between Proposal and Jack Hopkins Criteria:

Priority for Social Service Funding. According to SCAN (in 2009) and the City of Bloomington HAND's 2010-2014 Consolidated Plan, providing high quality, affordable health care for low-income individuals without health insurance has been indicated as a priority for social service funding in our community and across the country. VIM leverages and coordinates the existing resources of the health care community to provide medical, dental and behavioral health services. In order to continue to provide high quality care to the uninsured, after five years incremental investments must be made to replace some of VIM's aging and less reliable medical equipment. In addition, maintaining high quality equipment also maximizes the community's return on investment. VIM consistently meets the needs of Bloomington's most vulnerable populations who have no other options in order to access health care services.

One Time Investment. VIM seeks a one-time investment from the Jack Hopkins Social Services Funding to purchase the above described necessary medical equipment to significantly enhance clinical operations, maintain a reputation for providing a high quality of care, and maximize cost savings over the long term. These benefits directly translate into the clinic having greater capacity to serve its clients, which in turn, makes a larger contribution to the health of the Bloomington community. Although equipment has a shelf-life, the costs associated with this equipment are considered a one-time investment.

Broad and long lasting benefits to the community. Promoting efficiency, ensuring high quality medical care, and maximizing cost savings are primary goals in all healthcare settings, including VIM. An investment from Jack Hopkins Social Services Funding now will have a positive, long-term effect on the quality and continuum of care VIM provides to vulnerable low-income, uninsured individuals in Bloomington. Providing enhanced access to high-quality primary care, urgent walk-in care, women's health, and dental care will enable the most vulnerable residents of Bloomington to enjoy better health outcomes and create a healthier community overall. Respectfully, VIM thanks you for consideration of this request.

2012 Jack Hopkins Social Services Funding:
VIM's "Promoting High Quality Care with High Quality Equipment" Budget

Item	Total Cost	
Autoclave Ultraclave 9x15 Midmark-Ritter M9022	$ 3,920.00	
Welch Allyn Spot LXi Monitor Refurbished[1] Item #157114 Part # 45NTO-E1 (new = 3100)	$ 1,965.00	
Welch Allyn STAND MOBILE F/SPOT LXI Item #: 4700-60 228141 – 1	$ 315.00	
Welch Allyn 2-year Warranty[1] F/SPOT LXI Item # 249082 S1-4500-2	$ 25.00	
Clintex Status+ Analyzer w/4 100-count bottles of MultiStix 10SG Strips[2] Item # 265298 Part # 12ST01	$ 915.00	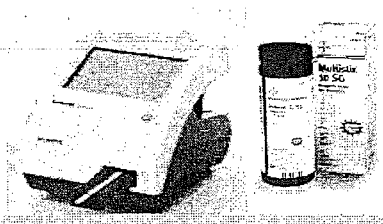
Shipping and Handling	$ 0.00	
Fuel Surcharge	$ 1.69	
PROJECT TOTAL:	**$ 7,141.69**	

Additional Budget Comments:

[1] To save money while still getting a very reliable piece of equipment VIM's Physician Sales and Service representative has researched and recommended purchase of a refurbished Welch Allyn Vital Signs monitor rather than a new one. The cost savings is $1,200 for the same model. To be on the safe side, however, an additional $25 has been included for a 2-year warranty on the refurbished model.

[2] The Clintex Status+ Analyzer is currently discounted with a combined purchase of four bottles of test strips with the analyzer. Given how often VIM conducts urinalysis, it is most cost effective to purchase the promotion that includes the analyzer ($860) with the promotional four bottles (separately each bottle would cost $41.45).

Volunteers in Medicine Clinic of Monroe County, Inc.
March 14, 2012 Finance Committee - Report to the Board of Directors
December 31, 2011 Financial Operating Statement Analysis (12 Months)

Balance Sheet Prev Year Comparision:

	12/31/2011	12/31/2010	Difference	% Variance	2012 Budget
Monroe Bank Checking - Unrestricted	$52,199	$18,329	**$33,870**	**184.8%**	$107,518
Bloomington Hospital Foundation - Unrestricted	$967,642	$1,033,308	($65,666)	-6.4%	$1,022,795
Bloomington Hospital Foundation - **Restricted**	$82,655	$82,655	$0	N/A	$82,655
Total Cash Available for Expenses	**$1,102,496**	**$1,134,292**	**($31,795)**	**-2.8%**	**$1,212,968**
*** No. of Months Operating Expense Coverage**	17	17	(0)	N/A	19

*** Based on $65,117 Per Month Budget Expenses for Calendar 2012**

12-Months Profit & Loss Budget vs. Actual (Excludes In-Kind Income & Expense):

	Actual	Budget	Variance	% Variance	2012 Budget
*Support & Revenue (Non In-Kind Only)	$714,578	$716,584	**($2,006)**	**-0.3%**	$781,405
**Operating Expenses (Non In-Kind Only)	$765,880	$714,189	**($51,691)**	**-7.2%**	$781,405
Total Change in Net Assets	**($51,302)**	**$2,395**	**($53,697)**	**N/A**	**$0**
*** Variance Drivers (Non In-Kind Income):**					
Grants	$396,052	$236,248	**$159,804**	**67.6%**	$310,591
Gifts/Donations	$74,102	$122,000	**($47,898)**	**-39.3%**	$121,800
Other Agency Gifts	$237,641	$263,512	**($25,871)**	**-9.8%**	$276,108
Endowment Gifts	$0	$6,000	**($6,000)**	N/A	$0
Other Income (Pharmacy & Miscellaneous)	$21,628	$22,800	**($1,172)**	-5.1%	$26,400
Investment Income:					
Interest & Dividends	$13,628	$36,024	**($22,396)**	**-62.2%**	$14,106
Realized Net Gains/(Losses) on Investments	$29,059	$0	**$29,059**	N/A	$0
Unrealized Net Gains/(Losses) on Investments	**($57,532)**	$30,000	**($87,532)**	**-291.8%**	$32,400
Total Non In-Kind Income	**$714,578**	**$716,584**	**($2,006)**	**-0.3%**	**$781,405**
**** Variance Drivers (Non In-Kind Operating Expenses):**					
Salaries/Payroll & Employee Benefits	$501,296	$492,019	($9,277)	-1.9%	$552,740
Drugs, Medication, Medical Expenses/Supplies	$127,652	$99,000	**($28,652)**	**-28.9%**	$103,723
Office Supplies	$17,254	$15,600	**($1,654)**	**-10.6%**	$18,600
Depreciation Expense	$31,198	$30,000	($1,198)	-4.0%	$30,000
Accounting Fees	$34,420	$33,300	($1,120)	-3.4%	$33,354
All Other	$54,059	$44,270	**($9,789)**	**-22.1%**	$42,988
Total Operating Expenses	**$765,880**	**$714,189**	**($51,691)**	**-7.2%**	**$781,405**

*** Principal driver of the 2011 variance was **$8,018** unemployment expense.

Jack Hopkins Social Services Funding Application

(39)

Funding Sheet

Lead Agency:

Name: WonderLab Museum of Science, Health and Technology

Is the Lead Agency a 501(c)(3)? ■ Yes ☐ No | Is this a collaborative project? ☐ Yes ■ No

Number of Agency Employees: Full-time 9 Part-time 17 Volunteers ~890

Address where Project will be facilitated or housed:
308 West 4th Street, Bloomington, IN 47404

Name of Project Administrator: Courtney Schmidt

Address 308 West 4th Street, Bloomington, IN 47404

Telephone & E-mail 812-337-1337 x 14, development@wonderlab.org

Name of other participating agencies, if different from Lead Agency: _____

Proposed Project:

Title of Project: Computer Upgrade

Total Cost of Project: $8,116

Requested JHSSF Amount: $2,056

Other Funds Expected for Project:

Amount	Source	Confirmed or Pending
5 MS Office 2010 licenses @ $580 each	Microsoft	Confirmed
4 computers @ $450 each	WonderLab Donor	Confirmed

(Please see attached budget for additional confirmed funds.)

Number of Clients Served by this Project in 2012: WonderLab annually serves over 87,000 visitors

Number of City Residents Served by this Project in 2012: WonderLab annually serves over 50,000 Bloomington residents

Is this a request for operational costs? ☐ Yes ■ No

If "yes," is the request for a pilot project or for bridge funding? ☐ Pilot ☐ Bridge

Example	
Tables:	*5 tables @ $12.00 each*
Chairs:	*20 chairs @ $8.00 each*

Funding Information:

Please note: Due to limited funds, the Committee often recommends partial funding for a program. In the interest of helping the Committee best decide how to distribute funds, please provide an itemized list of program elements, ranked by priority and their costs.

ITEM	COST
2 Computers	2 @ $599 = $1,198
2 RAM Memory Upgrades (1 per computer)	2 @ $100 = $200
2 AppleCare Extended Warranty Protection Plans	2 @ $149 = $298
2 Monitors	2 @ $180 = $360

C 1 Submission Date: *(check one)*

☑ July 2012 – September 2012 ☐ October 2012 – December 2012

☐ Other

Jack Hopkins Social Services Funding Application

Agency Contact Sheet

Lead Agency:

Name: WonderLab Museum of Science, Health and Technology

Address: 308 West 4th Street, Bloomington, IN 47404

Phone & E-Mail: 812-337-1337 x 14, development@wonderlab.org

Website: www.wonderlab.org

President of Board of Directors: Mr. Michael Baker

Director Information

Director of Lead Agency: Catherine Olmer, Executive Director

Director's Address: 308 West 4th Street, Bloomington, IN 47404

Phone & E-Mail: 812-337-1337 x 16, catherine@wonderlab.org

Presenter Information

Name of Person to Present Application to the Committee: Courtney Schmidt

Address: 308 West 4th Street, Bloomington, IN 47404

Phone & E-mail: 812-337-1337 x 14, development@wonderlab.org

Grant Writer Information

Name of Grant Writer: Bethany Lister

Address: 308 West 4th Street, Bloomington, IN 47404

Phone & E-Mail: 812-337-1337 x 14, development@wonderlab.org

Please also include:

- The Agency's Mission Statement in Two-Page Application Narrative
- A Simple Program Budget for use of requested funds (please check your math)
- A year-end financial statement that includes fund balances and total revenue & expenditures

Jack Hopkins Social Services Funding Application, April 2012
WonderLab Museum of Science, Health & Technology

Mission

The mission of WonderLab Museum of Science, Health and Technology is to provide opportunities for people of all ages, especially children, to experience the wonder and excitement of science through hands-on exhibits and programs that stimulate curiosity, encourage exploration, and foster lifelong learning. WonderLab currently serves over 87,000 visitors each year, including families, school field trips, and social service agencies. Museum exhibits and activities move beyond textbook examples and invite hands-on exploration, support Indiana State Science Standards, and cover a broad range of scientific topics. WonderLab's reach extends far beyond the walls of the museum through educator workshops, weekend family programs, science classes, special early childhood programs, a summer science camp, and an outreach program that visits rural schools and community centers. In a time when budget cutbacks and rigorous standardized testing has shifted classroom priorities, the educational reinforcement WonderLab provides is more critical than ever.

Amount

WonderLab respectfully requests a one-time grant of $2,056 to purchase two computers with RAM upgrades and three-year protection plans and two computer monitors.

Project

Addresses a previously-identified priority

Monroe County's 2003 Service Community Assessment of Needs (SCAN) reported youth development as one of the community's main challenges. In addition to providing valuable informal education opportunities through museum exhibits and outreach, WonderLab is also a prominent provider of job skills training for adolescents and teens. In 2010, WonderLab had 64 middle school volunteers (6 percent) and 195 high school volunteers (20 percent) from a team of 990 volunteers who donated 18,000+ hours. In 2011, 15 percent of WonderLab's volunteers were in middle school and 16 percent in high school (968 total volunteers giving 18,411 hours). Students come to WonderLab to engage in productive activities and learn valuable job and workplace skills outside of school. As reported in SCAN, "participating in these types of activities can help develop valuable competencies in social skills while contributing to self-esteem and a sense of purpose."[1] Not only do young volunteers and interns interact with caring adult role models, they are offered the opportunity to develop leadership skills and mentor other youth—over 75 high school students have signed up to intern during this year's annual children's summer WonderCamp. WonderLab's free monthly, teens-only Teen Night invites youth from grades 7-12 to enjoy refreshments and engage in informal, hands-on science activities often provided in-part by local science, health, and technology professionals. In addition to exposing participants to new potential careers, it has been proven that youth involvement in activities such as these are "more likely to complete school, do better academically, make healthier choices, and engage in fewer destructive activities."[2]

---

[1] Youth Development, SCAN, 2003

[2] City of Bloomington, Housing and Neighborhood Development Department's 2010-2014 Consolidated Plan

WonderLab's primary constituents are digital natives. Technology is no longer just a tool to make our lives easier. It is a necessity to compete in today's world. Even our youngest visitors understand and use technology on a daily basis. It is vital that WonderLab have the capacity to not only reach out to youth through technology but also to provide young volunteers and interns with modern tools on which to learn and build skills.

One-time investment
WonderLab requests funds to initiate Phase I of a multi-year information technology (IT) implementation plan. With an average age of over ten years, the museum's computers have well surpassed their expected life cycle. Supporting aging and unreliable equipment derails work and expends budgeted IT funds which otherwise could be used to acquire new technology. Staff and volunteer time that could be spent on building stronger ties with the community is often wasted on idle time and recovery from computer crashes. Supporting the museum's current IT infrastructure is not sustainable and inhibits the museum from expanding its capacity to serve more visitors and offer more programs to fulfill its mission.

Currently preparation for the majority of WonderLab's print materials (brochures, teacher resources, etc.) takes place on outdated hardware and software. This presents several challenges including many hours of lost productivity and wasted resources such as paper and print toner. Two new computers would allow interns and their supervisors to recover lost time and devote recovered resources to fincreasing the museum's programming and ability to serve more community members.

After researching and collaborating with longtime IT volunteers, the computer hardware requested in this grant was identified as the most cost-effective option. This configuration maximizes the impact new technology will have on WonderLab.

Leverage
WonderLab will leverage $6,060 for this project which includes the replacement of five computer workstations. WonderLab has secured three of the five required computers and monitors, five Microsoft Office 2010 licenses from Microsoft, funds for decommissioning old hardware, and inkind installation services secured from long-time IT volunteers and ProBleu. See attached budget for more details.

Broad and long-lasting community contribution
A solid educational foundation is an important key to success in life and learning occurs in many locations, not only in classrooms. Through informal learning, WonderLab's exhibits reinforce the basic concepts of science, health and technology. In addition to these educational concepts, WonderLab's youth and teen activities, volunteer program and internship program provide job training, life skills and and social skills that positively impact quality of life and future achievement. WonderLab strengthens Bloomington by encouraging and empowering young leaders to contribute to a more vibrant community.

WonderLab Capital Project Budget for Jack Hopkins

Budget

Item	WonderLab Cash/In-Kind			Jack Hopkins Grant Request			Total Funds Needed
	Number	Amount	Subtotal	Number	Amount	Subtotal	
Hardware							
[1] Computers	3	$450	$1,350	2	$599	$1,198	$2,548
[2] Monitors	3	$50	$150	2	$180	$360	$510
[3] RAM Memory Upgrade	0	$0	$0	2	$100	$200	$200
Software							
[4] Microsoft Office 2010 licenses	5	$580	$2,900	0	$0	$0	$2,900
Installation & Maintenance							
[5] AppleCare Protection Plan	0	$0	$0	2	$149	$298	$298
[6] Decommissioned Hardware Recycling	10	$1	$10	0	$0	$0	$10
[7] Volunteer IT Support for Installation	10	$90	$900	0	$0	$0	$900
[8] ProBleu IT Support for Installation	5	$150	$750	0	$0	$0	$750
Totals			**$6,060**			**$2,056**	**$8,116**

Narrative

[1] Five total computers are required for the project. WonderLab has secured three of the five computers needed. These are used machines and are priced accordingly.

[2] Five total monitors are needed for the project. $180 is the price for a 23" IPS panel monitor. WonderLab has already secured three compatible monitors for use with this project. This hardware is used and is priced accordingly.

[3] The two new computers will require upgrade from 2G to 4G of RAM. This upgrade costs $100 extra per computer.

[4] WonderLab has secured a total of 41 Microsoft Office 2010 licenses to be implemented as computers are upgraded.

[5] AppleCare provides three years of repair coverage, including parts and labor, as well as three years of telephone technical support. Without AppleCare, purchases receive a one year limited warranty and up to 90 days of complimentary telephone technical support.

[6] The Monroe County Hazardous Materials facility will recycle the decommissioned hardware (five computers and five monitors) for $1 per item.

[7] IT support for installation will be conducted by long-time IT volunteers. Ten hours are estimated for the project. $90 hourly rate based on fees from Bloomington's Mac Experience Apple Specialist Store.

[8] ProBleu will contribute five hours of IT support for installation. We have 27 total hours per year; we expect 5 hours for the project.

Select your Mac mini.

2.3GHz : 500GB
2.3GHz dual-core Intel Core i5
2GB memory
500GB hard drive[1]
Intel HD Graphics 3000
OS X Lion

In Stock
Free Shipping
$599.00
financing available
Select

2.5GHz : 500GB
2.5GHz dual-core Intel Core i5
4GB memory
500GB hard drive[1]
AMD Radeon HD 6630M
OS X Lion

In Stock
Free Shipping
$799.00
financing available
Select

Mac mini with Lion Server.

2.0GHz : Dual 500GB
2.0GHz quad-core Intel Core i7
4GB memory
Dual 500GB 7200-rpm hard drives[1]
Intel HD Graphics 3000
OS X Lion Server
OS X Lion

In Stock
Free Shipping
$999.00
financing available
Select

Buy online. Pick up at any Apple Store. Get Personal Setup. Fast, free shipping on orders over $50. Ask questions and read answers about the Mac.

Technical Specifications	2.3GHz Mac mini	2.5GHz Mac mini	Mac mini with Lion Server
Size and Weight The perfect fit for any desk.	Height: 1.4 inches (3.6 cm) Width: 7.7 inches (19.7 cm) Depth: 7.7 inches (19.7 cm) Weight: 2.7 pounds (1.22 kg)[2]	Height: 1.4 inches (3.6 cm) Width: 7.7 inches (19.7 cm) Depth: 7.7 inches (19.7 cm) Weight: 2.7 pounds (1.22 kg)[2]	Height: 1.4 inches (3.6 cm) Width: 7.7 inches (19.7 cm) Depth: 7.7 inches (19.7 cm) Weight: 3.0 pounds (1.37 kg)[2]
Price	$599.00	$799.00	$999.00
Processor and Memory Powered by the latest Intel Core i5 and i7 processors and DDR3 memory.	**Processor** 2.3GHz dual-core Intel Core i5 with 3MB on-chip shared L3 cache	**Processor** 2.5GHz dual-core Intel Core i5 with 3MB on-chip shared L3 cache Configurable to 2.7GHz dual-core Intel Core i7.	**Processor** 2.0GHz quad-core Intel Core i7 with 6MB on-chip shared L3 cache
	Memory ▪ 2GB of 1333MHz DDR3 memory Configurable to 4GB or 8GB.	**Memory** ▪ 4GB of 1333MHz DDR3 memory Configurable to 8GB.	**Memory** ▪ 4GB of 1333MHz DDR3 memory Configurable to 8GB.
Storage 500GB hard drives come standard.[1]	500GB 500GB (5400-rpm) hard drive		500GB + 500GB Dual 500GB (7200-rpm) hard drives

Memory

More memory (RAM) increases performance and enables your computer to perform faster and better. Choose additional 1333MHz DDR3 memory for your Mac mini.

Learn more

- (•) 2GB 1333MHz DDR3 SDRAM – 2x1GB
- ( ) 4GB 1333MHz DDR3 SDRAM – 2x2GB [Add $100.00]
- ( ) 8GB 1333MHz DDR3 SDRAM – 2x4GB [Add $300.00]

Hard Drive

Your Mac mini comes standard with a 5400-rpm Serial ATA hard drive. Choose a larger hard drive with a faster 7200-rpm speed for greater performance and more room for your files.

Learn more

- (•) 500GB Serial ATA Drive @ 5400 rpm
- ( ) 750GB Serial ATA Drive @ 7200 rpm [Add $150.00]

External SuperDrive

Compact and convenient, the external MacBook Air SuperDrive connects to your Mac mini with a single USB cable. It lets you install new software and play and burn both CDs and DVDs, including double-layer DVDs.

Learn more

- (•) None
- ( ) Apple MacBook Air SuperDrive [Add $79.00]



Apple Thunderbolt Display

Connect your Mac mini to the Thunderbolt Display, which features a 27-inch 2560-by-1440 display, speakers, USB and FireWire ports, Ethernet, an integrated FaceTime HD camera, and a Thunderbolt port.

Learn more

- (•) None
- ( ) Apple Thunderbolt Display (27-inch) [Add $999.00]

Mouse and Magic Trackpad

630

Service and Support

AppleCare Protection Plan

For up to three years from your computer's original purchase date, the AppleCare Protection Plan gives you direct, one-stop access to Apple's award-winning telephone technical support for questions about Apple hardware, Mac OS X, iLife, and iWork. And you get global repair coverage for your Mac — both parts and labor — through convenient service options.

We've even made it easy to enroll. In Fact, you don't really have to do anything. When you purchase the AppleCare Protection Plan with a new Mac, you'll be automatically registered in the plan. Shortly after your new Mac ships, we will mail you an AppleCare Welcome Packet, which includes your Proof of Coverage, as well as a Getting Started Guide with plan terms and conditions.

Learn more

- ◉ None
- ○ AppleCare Protection Plan for Mac mini – Auto-enroll [Add $149.00]

one to one

One to One

Get the most out of your new Mac with a One to One membership at an Apple Retail Store. We'll get you set up, teach you all the basics, and help you with personal projects. One to One is available only at the time of purchase when you buy a new Mac from the Apple Online Store or an Apple Retail Store.

Important: You will attend all your sessions at an Apple Retail Store, so make sure there's a store near you. Search for Apple Retail Stores in your area.

Learn more

- ◉ None
- ○ 1-year One to One membership [Add $99.00]

Accessories

ViewSonic

ViewSonic VX2336S-LED Black 23" 14ms Widescreen IPS-panel LED Monitor 250 cd/m2 DC 20,000,000:1 (1000:1)

was: $199.99

$179.99

save: $20.00



Average Rating 4/5 (3 reviews)
Write a Review

In stock.

☐ 1-year extended warranty **$16.99**. (more options)

FREE SHIPPING (restrictions apply)

FREE 2-Day Shipping learn more | sign in

ViewSonic's new VX2336s-LED is a 23" environmentally friendly Full HD monitor with mercury- free LED backlight and IPS wide viewing angle technology. With 1920x1080 resolution, 20,000,000:1 Dynamic Contrast Ratio, DVI and VGA inputs and VESA mountable glossy finish design, VX2336s-LED is ideal for both homes and offices. It also has an automatic aspect ratio adjustment so when your input is a 4:3 signal, the image will not be stretched but instead it will be positioned in the middle of the screen with side bars.

Buzz

Currently the best bang-for-the-buck monitor you can buy!

Rating:4/5

"Very inexpensive for an IPS panel. Excellent image quality and good colors.

XTREME VIEW IPS PANEL TECHNOLOGY

Xtreme View IPS panel technology allows for wider viewing angles, and better uniformity.

632

Gmail

Bethany Lister <lister.bethany@gmail.com>

The MacExperience - Quote# B54328

danielhartley@macexp.com <danielhartley@macexp.com> Mon, Apr 9, 2012 at 10:05 AM
To: lister.bethany@gmail.com

This is a quote on our labor rate for repairs.

Bloomington MacExperience

1000 N. Walnut St.
Bloomington, IN 47404
812-339-5860

QUOTE

B54328
04/09/12

BILL-TO:

WonderLab Museum of Science
ATTN: Catherine Olmer
P.O. Box 996
Bloomington, IN 47404
812-337-1337 x16
Acct#: WOND1337

SHIP-TO:

WonderLab Museum of Science
ATTN: Catherine Olmer
308 West 4th Street
Bloomington, IN 47404
812-337-1337 x16

REP: Daniel Hartley **SHIPPER:** **P.O.#:**

PART#	DESCRIPTION	QTY	PRICE	EXTENSION
TJW-BENCH	TJW-BENCH	1	$90.00	$90.00
	Labor Charge $90/hour	0	$0.00	$0.00

SUBTOTAL:	$90.00
SHIPPING:	$0.00
HANDLING:	$0.00
OTHER:	$0.00
TAX:	$0.00
TOTAL:	**$90.00**

PROBLEU

SERVICE TYPE ELECTION
FAX # 888-330-8394

READ THIS AGREEMENT AND INITIAL HERE CH THAT YOU HAVE READ AND UNDERSTOOD THE MASTER LETTER OF ELECTION LOCATED AT WWW . PROBLEU . COM / MLOE / 110501 / BEFORE SIGNING THE SERVICE TYPE ELECTION. BY SIGNING THE SERVICE TYPE ELECTION, CLIENT AGREES TO BE BOUND BY THE TERMS AND CONDITIONS IN THE MASTER LETTER OF ELECTION.

1. WEB / E-MAIL HOSTING - 4-MONTHS

SERVICE	MONTHLY FEE PER E-MAIL ADDRESS	SETUP FEE
POP/IMAP E-MAIL HOSTING	*$7.85	WAIVED

*The total monthly fee is based upon the maximum number of e-mail addresses being hosted each month with a minimum requirement of 30 addresses.

POP/IMAP E-Mail hosting includes the following:

1. Secure access for e-mail client
2. Supports POP/IMAP protocol only
3. Server-side SPAM and VIRUS filtering
4. Up to 50MB e-mail attachment capability
5. Maximum 10 gigabyte of online storage provided per POP/IMAP account.
6. Compatible with Microsoft Outlook, Outlook Express, Thunderbird, Eudora, and Apple Mail

NOTE – ProBleu attempts to rid E-Mail of virus payloads, but we cannot guarantee a 100% success rate. We highly recommend that anti-virus software be installed on all local workstations and services accessing the E-Mail service.

2. WEB / E-MAIL HOSTING - 12-MONTHS

SERVICE	YEARLY FEE	SETUP FEE
WEBSITE HOSTING	$540.00	WAIVED

Website hosting includes the following:

1. Client access to web server via FTP
2. Client user data backed up every seven days
3. Up to 5 domains can be hosted with each additional thereafter being $4.95/mo.
4. Up to 1 Gigabyte of file storage included with each additional 1 gigabyte of storage thereafter being $9.95/mo.

NOTE – The monthly fee of $25.00 is waived if approved ProBleu web logo is displayed on main page of primary website with link back ProBleu's main website. Logo sample found here: http://www.probleu.com/assets/proud.png

3. PRE-PAID TECHNICIAN SERVICE HOURS

HOURS PURCHASED	FEE PER HOUR	TOTAL FEE
30	$150.00	$4,500.00

THIS SERVICE TYPE ELECTION (STE) IS ENTERED INTO BY PROBLEU, INC., AN INDIANA CORPORATION (PROBLEU), AND THE CLIENT (CLIENT) IDENTIFIED HEREIN BELOW. FOR GOOD AND VALUABLE CONSIDERATION, THE PARTIES HEREBY AGREE AS INDICATED ABOVE:

Signed And Accepted By	Signed And Accepted By
Signature	Signature
Courtney Schmidt	Craig Hickman
Printed	Printed
Development Director	Vice President of Sales
Title	Title
WonderLab Museum	ProBleu, Inc.
Organization	Organization
308 West Fourth Street, Bloomington, IN 47404	info@probleu.com
Address, FAX, or E-Mail Address	Address, FAX, or E-Mail Address
2-22-12	
Date	Date

THE WONDERLAB: MUSEUM OF SCIENCE, HEALTH AND TECHNOLOGY, INC.

FINANCIAL STATEMENTS

AND

SUPPLEMENTARY INFORMATION

OCTOBER 31, 2010

THE WONDERLAB: MUSEUM OF SCIENCE, HEALTH AND TECHNOLOGY, INC.

TABLE OF CONTENTS
OCTOBER 31, 2010

Page

Report of Independent Auditors 1

Financial Statements

Statement of Financial Position 2

Statement of Activities 3

Statement of Cash Flows 4

Notes to Financial Statements 5

Supplementary Information

Schedule of Functional Expenses 14

·CPAS · ADVISORS

blue
FORTY YEARS & COUNTING

Blue & Co., LLC / 106 Community Drive / Seymour, IN 47274
main 812.522.8416 *fax* 812.523.8615 *email* blue@blueandco.com

REPORT OF INDEPENDENT AUDITORS

Board of Directors
The WonderLab: Museum of Science, Health and Technology, Inc.
Bloomington, Indiana

We have audited the accompanying statement of financial position of The WonderLab: Museum of Science, Health and Technology, Inc. (the "Organization") as of October 31, 2010 and the related statements of activities and cash flows for the year then ended. These financial statements are the responsibility of the Organization's management. Our responsibility is to express an opinion on these financial statements based on our audit.

We conducted our audit in accordance with auditing standards generally accepted in the United States of America. Those standards require that we plan and perform the audit to obtain reasonable assurance about whether the financial statements are free of material misstatement. An audit includes examining, on a test basis, evidence supporting the amounts and disclosures in the financial statements. An audit also includes assessing the accounting principles used and significant estimates made by management, as well as evaluating the overall financial statement presentation. We believe that our audit provides a reasonable basis for our opinion.

In our opinion, the financial statements referred to above present fairly, in all material respects, the financial position of the Organization as of October 31, 2010, and the changes in its net assets and its cash flows for the year then ended, in conformity with accounting principles generally accepted in the United States of America.

Our audit was conducted for the purpose of forming an opinion on the basic financial statements taken as a whole. The schedule of functional expenses on page 14 is presented for purposes of additional analysis and is not a required part of the basic financial statements. Such information has been subjected to the auditing procedures applied in the audit of the basic financial statements and, in our opinion, is fairly stated in all material respects in relation to the basic financial statements taken as a whole.

Blue & Co., LLC

January 6, 2011

THE WONDERLAB: MUSEUM OF SCIENCE, HEALTH AND TECHNOLOGY, INC.

STATEMENT OF FINANCIAL POSITION
OCTOBER 31, 2010

ASSETS

Cash	$ 28,689
Certificates of deposit	33,039
Investments	47,852
Pledges receivable, net	32,843
Grants receivable	5,030
Other receivables	1,587
Inventories	35,197
Prepaid expenses	124
Property and equipment, net	2,281,213
	$ 2,465,574

LIABILITIES AND NET ASSETS

Liabilities	
Accounts payable and accrued expenses	$ 37,683
Deferred revenue	64,794
Note payable	50,000
Note payable to bank	1,269,441
Total liabilities	1,421,918
Net assets	
Unrestricted:	
Undesignated	885,546
Board designated	6,542
	892,088
Temporarily restricted	69,345
Permanently restricted	82,223
Total net assets	1,043,656
	$ 2,465,574

See accompanying notes to financial statements.

THE WONDERLAB: MUSEUM OF SCIENCE, HEALTH AND TECHNOLOGY, INC.

STATEMENT OF ACTIVITIES
YEAR ENDED OCTOBER 31, 2010

	Unrestricted	Temporarily Restricted	Permanently Restricted	Total
Revenues and support				
Contributions	$ 314,140	$ 32,728	$ 6,000	$ 352,868
Grants	78,532	-0-	-0-	78,532
In-kind contributions	118,193	-0-	-0-	118,193
Admissions	248,313	-0-	-0-	248,313
Membership	125,661	-0-	-0-	125,661
Outreach services	5,901	-0-	-0-	5,901
Net investment return	6,657	-0-	-0-	6,657
Sales of inventory	99,922	-0-	-0-	99,922
Rental income	7,094	-0-	-0-	7,094
Other	7,230	-0-	-0-	7,230
Net assets released from restrictions	13,753	(13,753)	-0-	-0-
Total revenues and support	1,025,396	18,975	6,000	1,050,371
Expenses				
Program	860,195	-0-	-0-	860,195
Fundraising	105,370	-0-	-0-	105,370
Management and general	74,900	-0-	-0-	74,900
Total expenses	1,040,465	-0-	-0-	1,040,465
Change in net assets	(15,069)	18,975	6,000	9,906
Net assets, beginning of period	907,157	50,370	76,223	1,033,750
Net assets, end of period	$ 892,088	$ 69,345	$ 82,223	$ 1,043,656

See accompanying notes to financial statements.

THE WONDERLAB: MUSEUM OF SCIENCE, HEALTH AND TECHNOLOGY, INC.

STATEMENT OF CASH FLOWS
YEAR ENDED OCTOBER 31, 2010

Operating activities		
Change in net assets	$	9,906
Adjustments to reconcile change in net assets to net cash flows from operating activities:		
Depreciation		87,368
Change in unamortized discount on pledges receivable		540
Net realized and unrealized gains on investments		(4,178)
Contributions restricted for investment in endowment		(6,000)
Changes in operating assets and liabilities:		
Pledges receivable		(7,407)
Grants receivable		6,121
Other receivables		(1,057)
Inventories		(10,772)
Prepaid expenses		402
Accounts payable and accrued expenses		(10,405)
Deferred revenue		(17,470)
Net cash flows from operating activities		47,048
Investing activities		
Purchase of property and equipment		(27,466)
Net change in certificates of deposit		(377)
Change in investments		(6,000)
Net cash flows from investing activities		(33,843)
Financing activities		
Payments under note payable to bank		(32,372)
Contributions restricted for investment in endowment		6,000
Net cash flows from financing activities		(26,372)
Net change in cash		(13,167)
Cash, beginning of year		41,856
Cash, end of year	$	28,689
Supplemental disclosure of cash flow information		
Cash paid during the year for interest	$	86,883

See accompanying notes to financial statements.

THE WONDERLAB: MUSEUM OF SCIENCE, HEALTH AND TECHNOLOGY, INC.

NOTES TO FINANCIAL STATEMENTS
OCTOBER 31, 2010

1. NATURE OF OPERATIONS AND SIGNIFICANT ACCOUNTING POLICIES

The WonderLab: Museum of Science, Health and Technology, Inc. (the "Organization") was incorporated as a not-for-profit museum in 1995 under the laws of the State of Indiana. The Organization's mission is "to create a place of lifelong learning about science, health and technology, where curiosity about ourselves and our world is rewarded with the joy of discovery." Through hands-on exhibits and programs, the Organization provides people, primarily children and young teens, with educational and enjoyable experiences. The Organization is located in Bloomington, Indiana and serves residents of South Central Indiana.

Management's Estimates

Management uses estimates and assumptions in preparing the financial statements in accordance with accounting principles generally accepted in the United States of America. Those estimates and assumptions affect the reported amounts of assets and liabilities and the reported revenues, gains and other support and expenses. Actual results could vary from the estimates that were used.

Basis of Presentation

Net assets and revenues, support, gains and losses are classified based on the existence or absence of donor-imposed restrictions. Support that is restricted by the donor is reported as an increase in unrestricted net assets if the restriction expires in the reporting period in which the support is recognized. Accordingly, the net assets of the Organization and the changes therein are classified and reported as follows:

Undesignated unrestricted – Net assets that are not subject to donor-imposed restrictions.

Board designated unrestricted – Net assets that are designated to support certain purposes as determined by the Board of Directors.

Temporarily restricted – Net assets subject to donor-imposed restrictions relating to a stipulated purpose or a specified time. When a donor restriction expires, that is, when a stipulated time restriction ends or purpose restriction is accomplished, temporarily restricted net assets are reclassified to unrestricted net assets and reported in the Statement of Activities as net assets released from restrictions.

Permanently restricted – Net assets subject to donor-imposed restrictions that neither expire by passage of time nor can be fulfilled or otherwise removed by actions of the Organization. Included in this classification are endowment funds

that are subject to the restrictions of gift instruments requiring that the principal be maintained in perpetuity and invested for the purpose of producing present and future income.

Certificates of Deposit

The Organization held investments in certificates of deposit totaling $33,039 at October 31, 2010, with interest rates ranging from 0.60 to 5.25 percent and maturity dates ranging from December 2010 to February 2013.

Investments and Investment Return

The Organization carries its investments at fair value for financial reporting purposes. Changes in unrealized appreciation or depreciation of investments are reflected in the Statement of Activities in the period in which such changes occur.

Inventories

Inventories consist of museum shop items held for resale. Inventories are stated at the lower of cost or market. Costs are determined using the first-in, first-out (FIFO) method.

Property and Equipment

Property and equipment are depreciated over the estimated useful life of each asset which ranges from 3 to 40 years. Annual depreciation is primarily computed on a straight line basis.

Deferred Revenue

Revenue from memberships and grants related to exhibits or special programs are deferred until the period to which the memberships relate or the period in which qualifying expenditures are made in accordance with the terms of the grants.

Support, Revenues, and Expense Recognition

Contributions are recognized as revenues in the period the promise is made.

Support and revenues are reported as increases in unrestricted net assets unless use of the related assets is limited by donor-imposed restrictions. Expenses are reported as decreases in unrestricted net assets. Gains and losses on investments and other assets or liabilities are reported as increases or decreases in unrestricted net assets unless their use is restricted by explicit donor stipulation or by law.

Revenue from grants is recognized as related expenses are incurred. All other revenues are recorded when earned.

In-Kind Contributions

In addition to receiving cash contributions, the Organization receives in-kind contributions of materials, services and exhibit items from various donors. It is the policy of the Organization to record the estimated fair value of certain in-kind donations as an addition to property and equipment or as an expense in its financial statements, and similarly increase contribution revenue by a like amount. Contributions of services are recognized as revenue at their estimated fair value only when the services received create or enhance nonfinancial assets or require specialized skills possessed by the individuals providing the service and the service would typically need to be purchased if not donated. For the year ended October 31, 2010, revenue recognized as in-kind contributions and contributed services totaled $118,193.

Advertising Costs

Advertising costs are charged to operations when incurred. Total advertising costs were $20,153 for the year ended October 31, 2010. In-kind contributions relating to these advertising expenses were $14,160.

Income Taxes

The Organization is exempt from income taxes under Section 501 of the Internal Revenue Code and a similar provision of state law. However, the Organization is subject to federal income tax on any unrelated business taxable income.

Functional Allocation of Expenses

The costs of supporting the various programs and other activities have been summarized on a functional basis in the Statement of Activities. Certain costs have been allocated among the program, fundraising and management and general categories based on the actual direct expenses or cost allocations based on estimates of time spent by Organization personnel. Although the allocation methods are deemed appropriate, other methods could be used that would produce different results.

Subsequent Events

The Organization has evaluated events or transactions occurring subsequent to the Statement of Financial Position date for recognition and disclosure in the accompanying financial statements through the date the financial statements are available to be issued, which is January 6, 2011.

In December 2010, the Organization was a recipient of a $200,000 endowment from a donor. The annual income will be used for exhibits and operational or program expenses within terms identified in the agreement. The principal shall be held in perpetuity unless the donor grants permission for use.

2. RISKS AND UNCERTAINTIES

The Organization holds an investment in a domestic equity mutual fund in the amount of $47,852. This investment is exposed to various risks such as interest rate, market, and credit. Due to the level of risk associated with this fund and the level of uncertainty related to changes in the value, it is at least reasonably possible that changes in the various risk factors will occur in the near term that could materially affect the amounts reported in the accompanying financial statements.

3. FAIR VALUE MEASUREMENTS

Assets that are measured at fair value are categorized according to a fair value hierarchy that prioritizes the inputs to valuation techniques, giving the highest priority to quoted prices in active markets for identical assets and liabilities and the lowest priority to unobservable value inputs. If the inputs used fall within different levels of the hierarchy, the categorization is based upon the lowest level input that is significant to the fair value measurement. The hierarchy of inputs is as follows:

- Level 1 – Unadjusted quoted prices for identical assets and liabilities in active markets
- Level 2 – Quoted prices for similar assets and liabilities in active markets (other than those included in Level 1) which are observable for the asset or liability, either directly or indirectly
- Level 3 – Valuations derived from valuation techniques in which one or more significant inputs or significant value drivers are unobservable

Fair values of assets measured on a recurring basis at October 31, 2010, are as follows:

	Fair Value	Level 1
Assets		
Investments	$ 47,852	$ 47,852

The fair values for investments are determined by reference to quoted market prices and other relevant information generated by market transactions.

4. PLEDGES RECEIVABLE

Pledges receivable at October 31, 2010 consisted of the following:

Due within one year	$ 15,126
Due in one to five years	19,000
	34,126
Discount on pledges	(1,283)
	$ 32,843

The pledges were discounted at a rate of 3.5 percent.

5. PROPERTY AND EQUIPMENT

Property and equipment at October 31, 2010 consisted of:

Land	$ 435,600
Building and improvements	2,208,953
Furnishings and equipment	951,858
Software	38,242
Vehicles	12,500
	3,647,153
Less accumulated depreciation	(1,365,940)
	$ 2,281,213

6. LINE OF CREDIT

The Organization has a $100,000 line of credit available from bank. The line of credit expires in April 2011 and bears interest at a variable rate with a minimum rate of 4.0 percent. The applicable interest rate at October 31, 2010 was 4.0 percent. The line of credit is secured by substantially all assets. There was no balance outstanding under this facility at October 31, 2010.

7. NOTE PAYABLE

The Organization has a $50,000 note payable to an individual at October 31, 2010. The note is payable in full in May 2023, bears interest at the prime rate (3.25 percent at October 31, 2010) and is unsecured.

8. NOTE PAYABLE TO BANK

The Organization has a note payable to bank maturing in August 2024 which carries a fixed interest rate of 6.75 percent for 10 years at which time will convert to a rate of 5 year treasury rate plus 3% for the following 5 years. The loan is amortized over a 20 year period and at the maturity date will be refinanced for the remaining five years or paid off. The loan requires monthly payments of $9,938 including interest and is secured by the building. The loan agreement contains various restrictive covenants relating to debt service coverage and other items. The Organization had an outstanding balance of $1,269,441 under this note at October 31, 2010.

Annual maturities of this note payable subsequent to October 31, 2010 are as follows:

Year	Amount
2011	$ 34,481
2012	36,882
2013	39,450
2014	42,197
2015	45,135
Thereafter	1,071,296
	$ 1,269,441

Total interest expense related to this note payable was $86,883 for the year ended October 31, 2010.

9. TEMPORARILY RESTRICTED NET ASSETS

Temporarily restricted net assets at October 31, 2010 are available for the following purposes or periods:

Future exhibits	$ 20,000
Landscaping	31,628
Long-term pledges	17,717
	$ 69,345

Net assets were released from donor restrictions for the year ended October 31, 2010 by satisfying the following purposes or periods:

Landscaping	$ 7,485
Long-term pledges	2,540
Work study program	3,728
	$ 13,753

10. PERMANENTLY RESTRICTED NET ASSETS

Permanently restricted net assets total $82,223 at October 31, 2010. The interest earned will be used to further the mission of the WonderLab Museum, specifically related to free admissions, summer camp scholarships, live animal programs, and garden upkeep.

11. ENDOWMENT ASSETS

The Organization has endowments established to further the mission of the WonderLab Museum, specifically related to free admissions, summer camp scholarships, live animal programs, and garden upkeep. As required by accounting principles generally accepted in the United States of America, net assets associated with endowment funds are classified and reported based on the existence or absence of donor-imposed restrictions.

The Board of Directors has interpreted the Uniform Prudent Management of Institutional Funds Act ("UPMIFA") as requiring the preservation of the fair value of the original gift as of the gift date of the donor-restricted endowment funds absent explicit donor stipulations to the contrary. As a result of this interpretation, the Organization classifies as permanently restricted net assets (1) the original value of gifts donated to the permanent endowment, (2) the original value of subsequent gifts

to the permanent endowment, and (3) accumulations to the permanent endowment made in accordance with the direction of the applicable donor gift instrument at the time the accumulation is added to the fund. The remaining portion of the donor-restricted endowment fund that is not classified in permanently restricted net assets is classified as temporarily restricted net assets until those amounts are appropriated for expenditure by the Organization in a manner consistent with the standard of prudence prescribed by UPMIFA. In accordance with UPMIFA, the Organization considers the following factors in making a determination to appropriate or accumulate donor-restricted endowment funds.

(1) The duration and preservation of the fund
(2) The purposes of the Organization and the donor-restricted endowment fund
(3) General economic conditions
(4) The possible effect of inflation and deflation
(5) The expected total return from income and the appreciation of investments
(6) Other resources of the Organization
(7) The investment policies of the Organization

The Organization uses investment and spending guidelines for endowment assets that attempt to provide a predictable stream of funding for granting purposes while seeking to maintain the purchasing power of the endowment assets. The endowment assets are invested in a manner that is intended to produce long-term growth of capital without undue exposure to risk. The Organization expects its endowment funds, over time, to provide an average rate of return of approximately 5 percent annually. Actual returns in any given year may vary from this amount.

To satisfy its long-term rate of return objectives, the Organization has invested the funds based on a total return strategy in which investment decisions shall be made with the intent of maximizing the long-term total return of the portfolio through market value changes (realized and unrealized) and through earned income (dividends and interest).

From time to time, the fair value of assets associated with individual donor restricted endowment funds may fall below the level that the donor requires the Organization to retain as a fund of perpetual duration. In accordance with accounting principles generally accepted in the United States of America, deficiencies of this nature that are reported in unrestricted net assets were $4,371 as of October 31, 2010. These deficiencies resulted from unfavorable market fluctuations that occurred shortly after the investment of new permanently restricted contributions.

Changes in endowed funds for the year ending October 31, 2010 were as follows:

	Unrestricted	Permanently Restricted
Endowment net assets, beginning of year	$ (8,549)	$ 76,223
Contributions and other revenues	-0-	6,000
Investment return, net	4,178	-0-
Endowment net assets, end of year	$ (4,371)	$ 82,223

12. CONCENTRATIONS

The Organization maintains its cash in bank deposit accounts insured by the Federal Deposit Insurance Corporation at its current coverage levels. The Organization has not experienced any losses in such accounts. The Organization believes it is not exposed to any significant credit risk on cash.

SUPPLEMENTARY INFORMATION

THE WONDERLAB: MUSEUM OF SCIENCE, HEALTH AND TECHNOLOGY, INC.

SCHEDULE OF FUNCTIONAL EXPENSES
YEAR ENDED OCTOBER 31, 2010

	Program	Fundraising	Management and General	Total
Advertising	$ 5,993	$ -0-	$ -0-	$ 5,993
Bank service charges	11,022	-0-	-0-	11,022
Contract labor	7,858	-0-	457	8,315
Cost of goods sold	35,742	-0-	-0-	35,742
Depreciation	71,704	4,191	11,473	87,368
Dues and subscriptions	255	341	1,013	1,609
Employee benefits	13,562	1,716	1,660	16,938
Exhibit expense	2,253	-0-	-0-	2,253
Gifts	511	320	13	844
Grant-related expenses	32,214	-0-	-0-	32,214
Insurance	9,223	-0-	228	9,451
Interest expense	71,306	4,168	11,409	86,883
Miscellaneous	1,062	-0-	-0-	1,062
Payroll taxes	32,949	-0-	111	33,060
Printing and postage	12,607	2,598	419	15,624
Professional fees	-0-	-0-	7,257	7,257
Repairs and maintenance	49,121	219	-0-	49,340
Salaries and wages	326,544	41,320	39,977	407,841
Special event	-0-	48,528	-0-	48,528
Office supplies	19,148	947	203	20,298
Telephone	5,510	-0-	-0-	5,510
Training/education	2,023	-0-	444	2,467
Travel, meals, and entertainment	1,269	1,022	236	2,527
Utilities	25,551	-0-	-0-	25,551
Work study	4,575	-0-	-0-	4,575
	742,002	105,370	74,900	922,272
In-kind expenses				
Advertising	14,160	-0-	-0-	14,160
Contract labor	41,558	-0-	-0-	41,558
Printing and postage	36	-0-	-0-	36
Supplies	62,439	-0-	-0-	62,439
	118,193	-0-	-0-	118,193
	$ 860,195	$ 105,370	$ 74,900	$ 1,040,465

See Report of Independent Auditors on page 1.

COLLABORATIVE APPLICATIONS

40-C

Jack Hopkins Social Services Funding Application

Funding Sheet

Lead Agency:

Name: Area 10 Agency on Aging

Is the Lead Agency a 501(c)(3)? ■ Yes ☐ No | Is this a collaborative project? ■ Yes ☐ No

Number of Agency Employees: Full-time 55 Part-time 15 Volunteers 100

Address where Project will be facilitated or housed:
917 S Rogers Street, Bloomington IN

Name of Project Administrator: Mary Boutain

Address: 630 W Edgewood Drive, Ellettsville, IN

Telephone & E-mail: (812)-876-3383 X 505

Name of other participating agencies, if different from Lead Agency: Community Kitchen of Monroe County

Proposed Project:

Title of Project: Nutrition Links-Area 10

Total Cost of Project: $17,200

Requested JHSSF Amount: $7,800

Other Funds Expected for Project:

Amount	Source	Confirmed or Pending
$9,400	Salaries & Fringe for agency staff/Area 10/Comm. Kitchen	Confirmed

Number of Clients Served by this Project in 2012: 15 homebound seniors or people with disabilities in Bloomington

Number of City Residents Served by this Project in 2012: 15 homebound seniors or people with disabilities

Is this a request for operational costs? ■ Yes ☐ No

If "yes," is the request for a pilot project or for bridge funding? ■ Pilot ☐ Bridge

Example:	
Tables:	*5 tables @ $12.00 each*
Chairs:	*20 chairs @ $8.00 each*

Funding Information:

Please note: Due to limited funds, the Committee often recommends partial funding for a program. In the interest of helping the Committee best decide how to distribute funds, please provide an itemized list of program elements, ranked by priority and their costs.

ITEM	COST
15 meals a day X 5 days/week X 52 weeks	$7,800

Claim Submission Date: *(check one)*

☐ July 2012 – September 2012 ☐ October 2012 – December 2012

☑ Other

Jack Hopkins Social Services Funding Application

Agency Contact Sheet

Lead Agency:

Name: Area 10 Agency on Aging

Address: 630 W Edgewood Dr

Ellettsville, IN

Phone & E-Mail: (812)-876-3383 X 505 mboutain@area10agency.org

Website: area10agency.org

President of Board of Directors: Robert Epps

Director Information

Director of Lead Agency: Kerry Conway

Director's Address: 630 W Edgewood Drive, Ellettsville, IN 47429

Phone & E-Mail: (812)-876-3383 X 503

Presenter Information

Name of Person to Present Application to the Committee: Mary Boutain

Address: 630 W Edgewood Drive, Ellettsville, IN 47429

Phone & E-mail: (812)-876-3383 X 505

Grant Writer Information

Name of Grant Writer: Mary Boutain

Address: 630 W Edgewood Drive, Ellettsville, IN 47429

Phone & E-Mail: (812)-876-3383 X 505

Please also include:

- The Agency's Mission Statement in Two-Page Application Narrative
- A Simple Program Budget for use of requested funds (please check your math)
- A year-end financial statement that includes fund balances and total revenue & expenditures

Area 10 Agency on Aging in collaboration with the Community Kitchen requests $7,800 to develop a pilot-program between the agencies to feed older adults and people with disabilities who are homebound in the city of Bloomington.

Area 10 Agency on Aging serves as a leader in providing resources and solutions and promoting opportunities that empower community members to live longer, stronger lives. Area 10 has multiple programs that enable older adults and people with disabilities to remain living in their homes. The Nutrition program delivered over 50,000 meals to homebound adults in 2011 in Monroe and Owen Counties. In addition, the home delivered food pantry program provides two bags of groceries (approx. nine meals) to over 200 people in the city of Bloomington each month.

The mission of Community Kitchen is to work, alone and in collaboration with others, to eliminate hunger in Monroe County and surrounding areas through direct service, education and advocacy. Community Kitchen provided 224,239 meals and snacks to Monroe County men, women and children in 2011. The Kitchen provides dinner meals from two locations each evening, while also providing healthy meals and snacks to children and the chronically ill. Fifteen percent of Kitchen patrons are seniors.

Addressing a previously identified priority

The SCAN report of 2009 found 13% of clients surveyed at provider agencies reported having enough money for food was a major problem while an additional 46% stated it was a minor problem. Strategy number 5 (pg. 19) of the Consolidated Plan 2010-2014 states "Provide funding for non-profit organizations that serve low income individuals/families with their basic emergency needs: food, shelter and healthcare." Area 10 and the Community Kitchen both provide food assistance and strive to alleviate hunger and give adequate nutrition to people in need.

Funding through the Older American's Act (Title III) and other state programs has not kept up with the demand for home delivered meals. There are currently over 40 people in Monroe and Owen Counties on a waitlist for home delivered meals at Area 10.

Matching Funds, Fiscal Leverage

The Community Kitchen and Area 10 Agency on Aging are functioning at maximum capacity feeding the numbers of individuals for the resources currently available. Additional funds are needed to provide meals beyond what we each are already doing. Staff and volunteers from both agencies will be utilized to support the preparation and delivery of these meals.

The Community Kitchen utilizes food donations, as well as Meal Share, commodities and other food acquired through the Hoosier Hills Food Bank whenever possible, to reduce the amount of food that must be purchased to produce meals. This keeps the price of the meal low at just $2.00 per meal. We are requesting $7,800 to feed the equivalent of 15 people for a year (15meals/day X 5days/wk. X 52 weeks X $2/meal). This pilot program would allow us to feed people who are currently waiting for services and are located in key neighborhoods and apartment complexes that cater to low income older adults and people with disabilities within the city limits of Bloomington.

The Community Kitchen provides home-delivered, nutritious meals to people living with HIV through the Nutrition Links program. Through this program, two re-heatable meals are delivered to these individuals, free of charge. This collaboration would be similar to the Nutrition Links program. It would include homebound seniors and people with disabilities in the city of Bloomington. One re-heatable meal would be delivered to each recipient each Monday-Friday. Area 10 Agency on Aging staff will screen the participants, organize them into routes and train, schedule and maintain a group of volunteers to deliver these meals five days a week.

Area 10 and the Community Kitchen have collaborated together for over five years to provide hot meals on Thanksgiving and Christmas Day to homebound seniors and people with disabilities. We previously discussed the possibility of expanding this collaboration beyond holiday meals and feel very strongly that this is the right time to combine our services in order to feed more people and relieve hunger among older adults and people with disabilities.

Broad and long-lasting benefits to the community

HAND listed the following objective in the 3-5 Year Consolidated Plan- "Provide assistance to the elderly or disabled to allow them to remain in their homes." Adequate nutrition can help people stabilize, maintain or improve their health. This has broad and long-lasting benefits to our community as individuals are able to maintain their connection in the community and neighborhoods, live in their homes, support the family caregiver and may relieve the expense of paying for long-term care at extended care facilities.

We wish to thank this committee for funding opportunities for agencies to collaborate together. We believe there will be long-lasting benefits to the community through a stronger collaboration between these two agencies that both have a long history of providing essential services to people in need in Bloomington.

Budget Jack Hopkins, 2012 Collaboration Project Area 10 Agency on Aging & the Community Kitchen

People	Service days/wk	Total Meals/yr (52 weeks)	Cost of meals	Total
15	5	3900	$2.00	$7800

COOPERATIVE SERVICE AGREEMENT
PROGRAM PARTNERSHIP

Partner(s):

This Agreement is made and entered into this 4th day of April, 2012 by and between the Community Kitchen and Area 10 Agency on Aging – Nutrition Program.

WITNESSETH:

WHEREAS, there is apparent need to provide hot meals for senior citizens in the community; and

WHEREAS, the Community Kitchen and the Area 10 Agency on Aging Nutrition Program desire to cooperate in the provision of hot meals for senior citizens; and

WHEREAS, Community Kitchen is qualified to provide hot meal services and homebound delivery of meals; and

WHEREAS, Area 10 has the ability to volunteer or paid deliver drivers and administrative staff

WHEREAS, services provided by each party will reflect on the other in the partnerships agreement requiring clear communication and outline of expectations.

NOW, THEREFORE, the parties do mutually agree as follows:

1. **Purpose of Agreement.**

The purpose of this agreement is to outline a program partnership, which will provide a quality nutrition program for older adults and people with disabilities in their homes.

2. **Duration of Agreement.**

This agreement commences on July 1, 2012, and shall remain in effect unless terminated earlier as provided under Article 8 herein.

3. **Community Kitchen.**

The goal of the Community Kitchen is to provide cold packed, nutritious meal for homebound older adults and people with disabilities. Community Kitchen agrees to:

a. Provide one re-heatable meal for stated number of individuals no later than 11:00 a.m. Monday through Friday. This includes one main dish, 2 sides (at least one vegetable) and one serving of milk.

b. Provide meal trays.

c. Notify the Nutrition Program Director of any scheduled facility closings within 2 weeks of closing.

d. Assist with the recruitment of volunteer drivers for the home bound meal delivery by providing names of interested volunteers to Nutrition Program Manager.

e. The Executive Director of Community Kitchen or other designated staff and the Area 10 Nutrition Program Manager or Director shall meet on an as needed basis to discuss nutrition program operations.

4. Area 10 Agency on Aging – Nutrition Program.

The goal of Area 10 Agency on Aging Nutrition Program is to organize participants and ensure delivery of meals to participants Monday –Friday.

The Nutrition Program agrees to:

a. Screen participants and organize them into delivery routes.

b. Train, schedule and maintain a group of volunteers to deliver meals

c. Notify the Executive Director of Community Kitchen of any scheduled facility closings within 2 weeks of closing.

d. The Executive Director of Community Kitchen or other designated staff and the Area 10 Nutrition Program Manager or Director shall meet on an as needed basis to discuss nutrition program operations.

e. Inform nutrition site volunteers and participants with notice of Nutrition Site closings due to weather, holidays or scheduled facility shutdowns

5. Agreement Terms Mutually Agreed to By All Partners To This Agreement.

a. The intent of this agreement is to document a mutually beneficial partnership between Community Kitchen and Area 10 Agency on Aging.

b. The staff and personnel involved in this agreement will at all times represent all parties to this agreement in a professional manner, and reflect the commitment of all parties to quality services and customer satisfaction.

c. The commitment of personnel, facility, supplies/materials will be honored according to the timetable agreed upon by all partners.

6. **Insurance**

Throughout the duration of this Agreement, Community Kitchen and Area 10 Agency on Aging shall maintain in full force and effect General Liability Insurance (GL), with a minimum combined single limit of $1,000,000 for each occurrence and $2,000,000 in the aggregate and worker's compensation insurance covering all its employees at all times and shall file proof of such coverage upon request.

7. **Notice and Agreement.**

Notice regarding any significant concerns and day to day operations of this agreement shall be:

Community Kitchen
Vicki Pierce Executive Director
332-0999

Area 10 Nutrition Program
Mary Boutain Nutrition Director
876-3383x 505

8. **Termination.**

Either Community Kitchen or Area 10 Nutrition Program may terminate this Agreement upon giving written notice to the other party of the intention to do so at least 30 days prior to the intended date of termination.

Signed and Agreed to this 4th day of April, 2012.

Vicki Pierce Executive Director
Community Kitchen

Vicki A Pierce

Kerry Conway Executive Director
Area 10 Agency on Aging

Kerry Conway

Statement of Revenue, Expenses, and Changes in Fund Balance - Statutory Basis

Area 10 Council on Aging of Monroe and Owen Counties, Inc. For the Year ended June 30, 2011	
Revenue:	
Federal Grants	$ 1,825,139
State Grants	847,399
County Support	69,900
City Contracts	700
Service Fees	101,545
Project Income	205,990
Medicaid	213,267
Donations	
Indirect public support-United Way	35,713
Direct public support	38,777
Miscellaneous Income	146,535
In-Kind Support	130,331
Investment Income	65,279
Total Revenue	$ 3,680,575
Expenses:	
Program Service Expenses	
Title III-Administration	$ 64,972
Title III-Social Services	199,624
Title III-Congregate Meals	148,678
Title III-Home Delivered Meals	309,399
SCCAP-Meals	4,185
Title VII-Ombudsman	2,811
Assisted Living Ombudsman	4,734
Title III-Preventive Health	8,011
CDSMP	15,132
Title III-Family Caregiver	63,139
ADRC	41,225
Social Services Block Grant	134,454
Assistance to the Homebound	65,603
2-1-1 Service	44,244
Choice	496,383
Medicaid Pre-Admission Screening	88,768
Medicaid Waiver Administration	22,906
Medicaid Waiver	86,233
Endwright Center	46,716

The accompanying notes are an integral part of these financial statements.

Community Kitchen of Monroe County, Inc.
Profit & Loss by Class
January through December 2011

	Building Fund	General	TOTAL
Kitchen			
Physical Plant Equipment	1,959.00	4,992.96	6,951.96
Physical Plant Supplies	0.00	21,345.70	21,345.70
Total Kitchen	1,959.00	26,338.66	28,297.66
Printing	904.18	3,059.95	3,964.13
Office Equipment			
Computer & Software	323.00	858.00	1,181.00
Office Equipment - Other	0.00	3,068.17	3,068.17
Total Office Equipment	323.00	3,926.17	4,249.17
Office Supplies	113.48	2,057.34	2,170.82
Organiz. Memberships/Filing Fee	7.14	630.00	637.14
Other/Contingency	8,828.00	998.21	9,826.21
Payroll Expenses	0.00	226,585.77	226,585.77
Payroll Taxes			
FICA-Company	0.00	13,333.33	13,333.33
Medicare-Company	0.00	3,118.27	3,118.27
SUTA	0.00	567.71	567.71
Total Payroll Taxes	0.00	17,019.31	17,019.31
Postage	517.75	3,378.94	3,896.69
Professional Audit	0.00	5,000.00	5,000.00
Staff Training	0.00	25.00	25.00
Subscriptions	0.00	155.40	155.40
Telephone & internet	0.00	3,101.03	3,101.03
Utilities	5,104.25	12,088.69	17,192.94
Volunteer Recognition	0.00	1,269.65	1,269.65
Total EXPENSES	1,046,791.94	441,491.08	1,488,283.02
In-Kind Expenses			
Food Donations			
Food Bank In-Kind	0.00	40,955.46	40,955.46
Food Donations - Other	0.00	62,812.72	62,812.72
Total Food Donations	0.00	103,768.18	103,768.18
Labor	0.00	79,209.90	79,209.90
Non-Food Donations	0.00	22,690.48	22,690.48
Rent & Utilities	0.00	19,339.50	19,339.50
Total In-Kind Expenses	0.00	225,008.06	225,008.06
Total Expense	1,046,791.94	666,499.14	1,713,291.08
Net Income	-409,233.76	12,940.77	-396,292.99

Jack Hopkins Social Services Funding Application

41-C

Funding Sheet

Lead Agency:

ame Bloomington Housing Authority

Is the Lead Agency a 501(c)(3)? ☐ Yes ■ No | Is this a collaborative project? ■ Yes ☐ No

Number of Agency Employees: Full-time 27 Part-time _____ Volunteers @20/year

Address where Project will be facilitated or housed:
Crestmont Community Center 1002 N. Summit St. Bloomington, IN 47404

Name of Project Administrator: Nikki Vaught

Address 1007 N. Summit St. Bloomington, IN 47404

Telephone & E-mail 812-339-3491 x124

Name of other participating agencies, if different from Lead Agency: Bloomington Housing Authority Resident Council,
Monroe County Community Schools Adult Education (Broadview Learning Center)

Proposed Project:

Title of Project: Crestmont Community Center Adult Basic Education/GED classes

Total Cost of Project: $29,554

Requested JHSSF Amount: $6,500

Other Funds Expected for Project:

Amount	Source	Confirmed or Pending
8,679 $8679	Bloomington Housing Authority	Confirmed
14,375 $14,375	MCCSC Broadview Learning Center	Confirmed

Number of Clients Served by this Project in 2012: 70
Number of City Residents Served by this Project in 2012: 65

Is this a request for operational costs? ■ Yes ☐ No
If "yes," is the request for a pilot project or for bridge funding? ☐ Pilot ■ Bridge

Example:
Tables: 5 tables @ $12.00 each
Chairs: 20 chairs @ $8.00 each

Funding Information:

Please note: Due to limited funds, the Committee often recommends partial funding for a program. In the interest of helping the Committee best decide how to distribute funds, please provide an itemized list of program elements, ranked by priority and their costs.

ITEM	COST
GED/ABE Teacher Salary	$7,000
GED/ABE Assistant Teacher Salary	$6,000
Instructional Supplies (books, calculators, etc.) and Snacks and refreshments	$1200
Evaluation for learning disabilities by Psychologist	$7,500
Use of Community Building and phone/internet service	$496
BHA Support Staff	$7,008
ED Test Fees	$350

Claim Submission Date: *(check one)*

☑ July 2012 – September 2012 ☐ October 2012 – December 2012

☐ Other

Jack Hopkins Social Services Funding Application

Agency Contact Sheet

Lead Agency:

Name: Bloomington Housing Authority

Address: 1007 N. Summit St.
Bloomington, IN 47404

Phone & E-Mail: 812-339-3491 x124 nvaught@blha.net

Website: www.bhaindiana.net

President of Board of Directors: Kevin Cade

Director Information

Director of Lead Agency: Jennifer Osterholt

Director's Address: 1007 N. Summit St. Bloomington, IN 47404

Phone & E-Mail: 812-339-3491 x122 josterholt@blha.net

Presenter Information

Name of Person to Present Application to the Committee: Sylvia Wendeln

Address: 1007 N. Summit St. Bloomington, IN 47404

Phone & E-mail: 812-339-3491 x120

Grant Writer Information

Name of Grant Writer: Danielle Sorden

Address: 1007 N. Summit St. Bloomington, IN 47404

Phone & E-Mail: 812-339-3491 x132

Please also include:

- The Agency's Mission Statement in Two-Page Application Narrative
- A Simple Program Budget for use of requested funds (please check your math)
- A year-end financial statement that includes fund balances and total revenue & expenditures

GRANT APPLICATION FOR BHA COMMUNITY CENTER GED/ABE CLASS
SUBMITTED BY BLOOMINGTON HOUSING AUTHORITY, BLOOMINGTON HOUSING AUTHORITY RESIDENT COUNCIL AND BROADVIEW LEARNING CENTER
JACK HOPKINS SOCIAL SERVICES FUNDING COMMITTEE
APRIL 9, 2012

Bloomington Housing Authority Mission: As stewards of public funds and trust, the Bloomington Housing Authority will provide safe, decent, affordable housing opportunities through partnerships, while serving all customers with respect.
Bloomington Housing Authority Resident Council Mission : To hold meetings in which the residents of Public Housing may discuss community concerns in Public Housing, enhance the benefits of living in Public Housing, provide an organization through which recreational, educational, or social programs can be sponsored and such equipment can be obtained. provide a forum by which mutual concerns of the residents can be conveyed to the Bloomington Housing Authority (BHA), promote and encourage resident involvement in the management of Public Housing.
Monroe County Community School Corporation Adult Education (Broadview Learning Center) Mission: The Monroe County Community School Corporation Adult Education program offers individualized instruction and guidance to teen and adult learners who seek to improve basic skills or learn new ones to create better opportunities for themselves and their families. By bridging past educational experiences and future educational success, we increase literacy and promote lifelong learning through a student-directed approach, in partnership with caring and professional teachers.

Since August, 2010 the Bloomington Housing Authority (BHA) Community Center has hosted a GED/Adult Basic Education (ABE) class for the general public, with preference for residents of Public Housing and participants in the Section 8 housing assistance program.

The BHA Community Center GED/ABE Class addresses a previously-identified priority for social services.

From the City of Bloomington, Housing and Neighborhood Development Department's *2010-2014 Consolidated Plan:* Page 56 - "An integral part of the city's Anti-Poverty Strategy is leveraging funds for programming through other organizations..." "Economic Development is well-served by obtaining a more skilled and literate workforce. This is a key component in the city's plan for all its citizens to earn a living wage."

From the *Service Community Assessment of Needs (SCAN)*: Page 15 – "A lack of continued education and skill development beyond the high school level is directly linked to lower income, which in turn, is one of the root causes of poverty and related challenges faced by individuals and families in our community. Increased education is vital to 'breaking the cycle' from one generation of a family to the next. Effective partnerships among all three sectors- nonprofit human service providers, government and business (for-profit) - will be required to address the challenges and barriers."

So far 66 people have attended the GED/ABE class, with 90% of them attending on a regular basis. Thus far, 13 students have earned a GED. Approximately 88% of ABE students have gained grade levels. The students began their studies with a wide range of scholastic competencies. Some were ready to take the GED immediately, while others were illiterate, requiring extended instruction. The GED/ABE class students are mostly struggling mothers. While the main focus of the class is academic, they have hosted speakers on such topics as nutrition and household budgeting. Ms. Myers has facilitated a very strong support network among

the students. This class has provided a space where students positively interact with other productive individuals and receive the encouragement that they need to better their lives. The following is a quote from Sherry Dick, the recently retired director of Broadview Learning Center: "...The feeling of camaraderie and enterprise there is just what we were hoping for... It has just been one of the most successful 'upstarts' I've seen for awhile. Truly, the need there is one that has been simmering for a long time, and I am so pleased that we were able to bring all of this together." It is imperative that the GED class continues at the BHA Community Center. The neighborhood which it serves is the lowest-income, highest need area in Bloomington. Most of the students do not have reliable transportation or adequate childcare to attend classes at locations outside the neighborhood.

BHA is asking JHSSF for a one-time investment for the teacher's salary for the school year of 2012-2013. We need $6,500 for the salary and refreshments. Previously, this expense was $14,000. The teacher, Marti Myers, is retiring from BLC and will teach our classes for $7000, because she strongly believes in the mission and effectiveness of this class. This is bridge funding, as BHA intends to seek sources of permanent or long-term funding. We have begun to explore options for funding from Workforce Development funds, corporate sponsorships and fundraising activities. We expect to approach possible corporate, long-term sponsors this year.

The GED/ABE class has been made possible by leveraging matching funds and other fiscal mechanisms. BHA will contribute $1,000 toward the teacher's salary. Broadview Learning Center (BLC) contributes all of the teaching assistant's salary ($6000), teaching materials and a school psychologist to evaluate the students for learning disabilities ($1500 each). At least 5 students have thus far received accommodations for testing. BHA Resident Council (BHARC) provided funding to continue the class ($4,000) in 2011 and also provided $14,750 for the 2011-2012 school year, from a Dollar General Literacy Foundation grant, for the teacher's salary and refreshments. WorkOne registers every student for the Workforce Initiative Act Program and pays for the GED test for most of the students ($70/test). BLC and BHA have paid for the GED tests that WorkOne cannot ($70 each).BHA has provided the Community Center, with nine computer stations, internet access and phone, printer, flat-screen TV, projector screen, full kitchen, two bathrooms, and patio area with new picnic tables ($338 in-kind). BHA also provided funds in 2011 ($3,000). BHA's employees coordinate the efforts of the other agencies, funding requests, promotion of the class, and student registration. BHA also provides computer technical assistance, building and grounds maintenance and cleaning services ($7,008) in-kind salary expenses).

The BHA GED/ABE class makes a broad and long-lasting contribution to our community in many ways. Continuing to offer the GED classes will allow these students to increase their employability and self-sufficiency, prepare for post-secondary education and training, boost their self-esteem, increase their contact with other positive individuals and set a better example for their children. The benefits are exponential when accounting for workforce development, increased educational attainment for the children of the students, and increased financial investment in the community. All of these students are currently receiving at least one type of public assistance. Their reliance on these programs will decrease as their ability to earn increases.

Jack Hopkins Social S ces Funding Committee

Program Budget for Crestmont GED/Adult Basic Education Classes

Budget Item	Cost	Funding Source	Total Provided	Confirmed	Pending
Salary for Marti Myers, GED/ABE instructor	$6,000	Jack Hopkins Social Services Funding	$6,000	no	yes
Salary for Marti Myers, GED/ABE instructor	$1,000	Bloomington Housing Authority	$1,000	yes	no
GED/ABE Assistant Salary	$6,000	MCCSC Broadview Learning Center	$6,000	yes	no
Evaluation for learning disabilities	$7,500	MCCSC Broadview Learning Center	$7,500	yes	no
Instructional Supplies (books, calculators, etc.)	$700.00	MCCSC Broadview Learning Center	$700.00	yes	no
Snacks and refreshments	$500.00	Jack Hopkins Social Services Funding	$500.00	no	yes
Use of Community Building for classes	$338.00	Bloomington Housing Authority	$338.00	yes	no
Phone and Internet service	$158.00	Bloomington Housing Authority	$158.00	yes	no
Staff expense to support classes	$7,008.00	Bloomington Housing Authority	$7,008.00	yes	no
GED test fee for students who do not qualify for WorkOne/WIA assistance	$350.00	BHA Scholarships and MCCSC BLC	$350.00	yes	no
TOTAL PROJECT COST	**$29,554.00**				
TOTAL LEVERAGED FUNDS	**$23,054.00**				
TOTAL REQUESTED	**$6,500.00**				

Explanation for Budget Items:

Salary for Marti Myer, GED/ABE Instructors totals $7,000

- BHA will contribute $1,000
- We are requesting $6,000 from Jack Hopkins to cover the remaining cost

Salary for teaching assistant totals $6,000; MCCSC BLC will cover this cost and provide this service

Evaluation for learning disabilities is estimated at $1,500 per student

- We estimate 5 students will need this service; MCCSC BLC will cover the cost and provide this service

Instructional supplies will be provided by MCCSC BLC at an estimated cost of $700.00

Snacks and refreshments will be provided by the BHA at an estimated cost of $500.00

Use of Community Building will be provided by BHA at an estimated cost of $338.00

- Cost estimate based on rental space provided by BHA public housing multiplied by square footage of Community Building

Phone and Internet services provided by BHA estimated at $158.00

Staff expense to support classes provided by BHA estimated at $7008.00

- This entails outreach, registration, coordinating presentations by other service provders and maintainence for the building

GED Test fee for students who are not eligible to receive WorkOne/WIA funds estimated at $350.00

- MCCSC BLC and BHA each contribute $35.00 for these students; We estimate 5 students will need to access these funds

MEMORANDUM OF UNDERSTANDING

Bloomington Housing Authority (BHA), Bloomington Housing Authority Resident Council (BHARC) Monroe County Community School Corporation's Broadview Learning Center (MCCSC BLC)

PURPOSE:

The purpose of this memorandum is to document and define the relationship between BHA, and MCCSC BLC to obtain grant funding from the City of Bloomington Jack Hopkins Grant, as required by the grant application for the continuation of the Crestmont GED/Adult Basic Education (ABE) classes for a third year.

STATEMENT OF MUTUAL BENEFIT:

BHA and MCCSC BLC acknowledge the benefits of continuing GED/ABE classes in the BHA Community Center located at 1002 N. Summit St. Bloomington, IN 47404. The location of the classes helps reduce transportation and childcare barriers for GED/ABE participants. The location also allows more space for MCCSC BLC to provide educational services and allows them to reach more of the low-income population. The classes help foster an educated and more skilled workforce and are an important service offered to the community at large.

BHA SHALL:

-Donate space required to hold the classes for extended hours
-Donate regular maintenance and cleaning services for the classes
-Donate phone and Internet services
-Provide outreach to public housing and Section 8 participants
-Provide the services of the Resident Opportunities and Supportive Services (ROSS) Coordinator who can assist with registering and updating profiles in WorkOne's job bank (Indianacareerconnect.com)
-Provide financial assistance to Crestmont GED/ABE participants to pay for the cost to taking the GED test through a scholarship program
-Work with MCCSC BLC to arrange for outside service providers to present to the class

MCCSC BLD SHALL:

-Provide the services of a licensed educator at a cost of $14,000/year
-Donate the services of a teaching assistant
-Donate psychological services to assist participants with learning disabilities in requesting reasonable accommodations
-Provide educational resources as supplies permit (books, notebooks, pens, etc.)
-Track performance using TABE scores and other acceptable methods for class participants
-Determine when a student is ready to take the GED
-Assist with the cost for participants taking the GED as funds permit
-Coordinate guest speakers and services to assist
-Work with BHA to arrange for outside service providers to present to the class

These services are agreed to by both parties to facilitate the continuation of Crestmont's GED/ABE classes. Equal consideration will be given to all participants without regard to race, color, national origin, sex, political beliefs or religion. Information provided between programs will only be used for the purposes of establishing eligibility or for the purposes of outreach. This agreement may be terminated at any time through a 30-dat written notification by either party.

Robert D. Mare Date 4/4/2012

MCCSC BLC Agency Representative

Nikki Vaught Date 4/5/12

BHA Agency Representative

Housing Authority of the City of Bloomington (IN022)
BLOOMINGTON, IN

Entity Wide Balance Sheet Summary

Submission Type: Unaudited/A-133

	Total
111 Cash - Unrestricted	$1,601,703
112 Cash - Restricted - Modernization and Development	$266,575
113 Cash - Other Restricted	$905,184
114 Cash - Tenant Security Deposits	$53,997
115 Cash - Restricted for Payment of Current Liabilities	$0
100 Total Cash	$2,827,459
121 Accounts Receivable - PHA Projects	$2,262
122 Accounts Receivable - HUD Other Projects	
124 Accounts Receivable - Other Government	$30,442
125 Accounts Receivable - Miscellaneous	$30,172
126 Accounts Receivable - Tenants	$15,289
126.1 Allowance for Doubtful Accounts -Tenants	-$8,978
126.2 Allowance for Doubtful Accounts - Other	-$22,795
127 Notes, Loans, & Mortgages Receivable - Current	$0
128 Fraud Recovery	$52,097
128.1 Allowance for Doubtful Accounts - Fraud	-$8,180
129 Accrued Interest Receivable	$0
120 Total Receivables, Net of Allowances for Doubtful Accounts	$90,309
131 Investments - Unrestricted	$381,009
132 Investments - Restricted	$444,973
135 Investments - Restricted for Payment of Current Liability	$0
142 Prepaid Expenses and Other Assets	$35,331
143 Inventories	$42,273
143.1 Allowance for Obsolete Inventories	$0
144 Inter Program Due From	$0
145 Assets Held for Sale	
150 Total Current Assets	$3,821,354
161 Land	$934,929
162 Buildings	$12,005,072
163 Furniture, Equipment & Machinery - Dwellings	$42,576
164 Furniture, Equipment & Machinery - Administration	$352,236
165 Leasehold Improvements	$3,362,692

166 Accumulated Depreciation	-$7,920,040
167 Construction in Progress	$403,818
168 Infrastructure	
160 Total Capital Assets, Net of Accumulated Depreciation	$9,181,283
171 Notes, Loans and Mortgages Receivable - Non-Current	
172 Notes, Loans, & Mortgages Receivable - Non Current - Past Due	
173 Grants Receivable - Non Current	
174 Other Assets	$34,550
176 Investments in Joint Ventures	
180 Total Non-Current Assets	$9,215,833
190 Total Assets	$13,037,187
311 Bank Overdraft	
312 Accounts Payable <= 90 Days	$71,955
313 Accounts Payable >90 Days Past Due	
321 Accrued Wage/Payroll Taxes Payable	
322 Accrued Compensated Absences - Current Portion	$70,960
324 Accrued Contingency Liability	
325 Accrued Interest Payable	
331 Accounts Payable - HUD PHA Programs	$84,752
332 Account Payable - PHA Projects	
333 Accounts Payable - Other Government	
341 Tenant Security Deposits	$53,997
342 Deferred Revenues	$16,603
343 Current Portion of Long-term Debt - Capital Projects/Mortgage Revenue Bonds	$156,251
344 Current Portion of Long-term Debt - Operating Borrowings	
345 Other Current Liabilities	$154
346 Accrued Liabilities - Other	
347 Inter Program - Due To	$0
348 Loan Liability - Current	
310 Total Current Liabilities	$454,672
351 Long-term Debt, Net of Current - Capital Projects/Mortgage Revenue	$2,446,844
352 Long-term Debt, Net of Current - Operating Borrowings	
353 Non-current Liabilities - Other	$132,430
354 Accrued Compensated Absences - Non Current	$2,319
355 Loan Liability - Non Current	
356 FASB 5 Liabilities	
357 Accrued Pension and OPEB Liabilities	
350 Total Non-Current Liabilities	$2,581,593
300 Total Liabilities	$3,036,265

508.1 Invested In Capital Assets, Net of Related Debt	$6,578,188
509.2 Fund Balance Reserved	
511.2 Unreserved, Designated Fund Balance	
511.1 Restricted Net Assets	$1,485,127
512.1 Unrestricted Net Assets	$1,937,607
512.2 Unreserved, Undesignated Fund Balance	
513 Total Equity/Net Assets	$10,000,922
600 Total Liabilities and Equity/Net Assets	$13,037,187

Resident Council Spending
October 2010 - September 2011

FY 2011 Budgeted Amt. to Spend	3,918.00	4125 x 95% subisdy proration
FY 2010 Balance Forwarded	3,411.11	
Total Amount Expended for FY 2011	6,703.92	
Remaining Balance for FY2011	625.19	

Date	Description	Amount
10/25/2010	Oct Stipends	125.00
11/1/2010	Nov Stipends	75.00
11/1/2010	Comcast	74.90
12/13/2010	D. Hicks/ Office Supplies	17.10
12/27/2010	Dec Stipends	100.00
1/1/2011	Donation for GED Classes	4,000.00
1/24/2011	Comcast	74.90
1/24/2011	Comcast	76.88
3/15/2011	D. Hicks/ Cleaning Supplies & Snacks	125.00
3/2/2011	Comcast	74.90
3/23/2011	Comcast	74.90
4/1/2011	Stipends for Jan. - March	150.00
4/27/2011	Comcast	74.90
5/23/2011	Marlene Gray/Gifts & Frames	50.00
6/2/2011	Comcast	74.90
6/16/2011	D. Hicks/Snacks Comm Meeting	40.00
6/22/2011	Stipends	125.00
7/1/2011	D. Hicks/Snow Cone Machine	149.98
7/25/2011	D. Hicks/Supplies NNO	300.00
7/28/2011	D. Hicks. NNO 3 on 3	300.00
7/28/2011	D. Hicks/NNO	260.00
7/20/2011	Comcast	149.80
8/24/2011	Comcast	82.90
9/2/2011	NNO	52.96
9/27/2011	Comcast	74.90
	Total Amount Expended for FY 2011	6,703.92

Memorandum of Understanding Between The Bloomington Housing Authority and The Bloomington Housing Authority Resident Council

This Memorandum of Understanding (MOU, is effective January 17, 2012, is made between the Bloomington Housing Authority (BHA) and the Bloomington Housing Authority Resident Council (RC).

Whereas, the United States Department of Housing and Urban Development (HUD) has determined that resident participation in the management and operation of public housing developments and in self-sufficiency training programs is necessary for the effective operation and continued viability of public housing; and

Whereas, the Final Rule of Tenant Participation and Tenant Opportunities in Public Housing in the Federal Register, August 24, 1994 (24 CFR 964) requires that public housing authorities and duly elected resident councils work together as partners to improve the overall conditions in public housing; and

Whereas, federal law further requires that said partnering be evidenced by a memorandum of understanding entered into between a public housing agency and the resident council, and

Whereas, the Bloomington Housing Authority and the Bloomington Housing Authority Resident Council, in order to comply with the applicable federal law, have herein detailed the basic components of their partnering agreement.

Now, therefore, the BHA and the RC do hereby agree as follows:

I. Responsibilities of The Bloomington Housing Authority

A. Officially recognize the Resident Council as the sole representative of the residents it purports to represent, and supports its tenant participation activities within budget limitations and funding constraints.
B. Not recognize a competing RC, and further agrees that any funding of resident activities and resident input into decisions concerning public housing operations shall be made only through the RC and/or the Resident Advisory board.
C. Provide the RC with office space and meeting facilities free of charge, within the development it represents. The RC shall have the use of the Community Center located at 1002 North Summit Street as community space for meetings, recreation, social services, and other resident participation activities pursuant to HUD guidelines, within budget limitations and funding constraints. The Center currently has some established programming and therefore scheduling is necessary.
D. Use its best efforts to ensure open communication and meetings between the BHA and the RC. The BHA agrees to provide a Liaison to attend

general meetings of the RC, when requested in writing by the Chairperson or Secretary of the RC that the BHA Liaison is requested at an upcoming general meeting, the BHA is not obligated to attend such meetings.

E. Collaborate with local resources to ensure maximum opportunities for skills training to benefit the tenants of the BHA.
F. When requested in writing by the RC, provide appropriate guidance to the RC to assist them in establishing and maintaining the RC through referrals and publications. The BHA shall mail or hand deliver notices of the BHA Commissioners meetings, including the proposed agenda for each meeting and the text of the resolutions, if any to be considered at each meeting. The BHA will provide the RC with notices of funding opportunities for RC activities, as well as updates on HUD regulations or policies that directly impact residents.
G. Update the terms of this MOU, as mutually agreed upon, at least once every three (3) years.
H. To reasonably discuss and negotiate in good faith with the RC any issues that arise involving the management and/or operation of the public housing here involved, the training of residents of said public housing, the funding for tenant participation, the organization and procedures of the RC and any other matters or issues that arise that affect the ability off the BHA or the RC to perform their respective functions under applicable law.
I. To otherwise comply with all applicable state and local laws governing the conduct of the BHA.
J. Involve RC officers and other interested residents through education and direct participation in all phases of the budgetary process according to 24CFR Section 964.135(f).
K. To the maximum extent practicable, employ residents of the BHA properties to provide services and fulfill contracts at BHA properties in accordance with Section 3 of the Housing and Development Act of 1968 (42 USC Section 3931 et. Seq.).
L. To present to the RC any proposed policy or program changes and provide the RC thirty (30) days to review and comment on any such proposed changes.

II. Responsibilities of The Resident Council

A. Adopt written procedures such as bylaws or a constitution which provides for the election of residents to the governing board of the RC by the voting membership of the residents in public housing. Said elections shall be on a regular basis but must occur at least once every three (3) years. The bylaws or constitution shall otherwise comply with 24 CFR sections 964.115 (Resident Council Requirements), 964.125 (Eligibility For Resident Council Membership), and 964.130 (Election Procedures and Standards).
B. The RC agrees to establish a bookkeeping system which protects and secures the funds of its organization. The RC further agrees to spend its

funds in accordance to the bylaws, in full compliance with HUD and BHA procurement policies when BHA funds are involved.

C. By September 1st of each year the RC will provide the BHA with an approved budget outlining how the RC funds will be spent to enhance the relationship between the RC and the BHA. A financial statement will be submitted to the BHA quarterly. Requests for RC funds must be provided in writing. The BHA may inspect and audit the RC's financial records upon request. The BHA and RC shall collaborate on how funds will be distributed for resident participation activities. If disputes regarding funding decisions arise between the parties that cannot be resolved, the matter shall be referred to the HUD Field Office.

D. Hold frequent meetings with the residents to ensure that residents have their input and are aware and actively involved in RC decisions and activities.

E. Participate in programs or activities that improve the quality of life for all public housing residents, promote self-help initiatives and creativity for a positive living environment for families of public housing and to provide coordination of activities at the site to meet the various needs of the residents including safety, welfare, education, and self-sufficiency.

F. Collaborate with the BHA and other community resources to assure maximum opportunities for skills training for public housing residents.

G. Endeavor to form partnerships with outside organizations that are complementary to the RC and its members. Outside organizations do not become an entity of the RC.

H. Residents shall be actively involved in the BHA's decision making process and give advice on matters such as modernization, security, maintenance, resident screening and selection, and recreation according to 24 CFR Section 964.135(b).

I. Update and amend the terms of the MOU as mutually agreed upon at least once every three (3) years.

J. To hold public meetings at least monthly for public housing residents and post at least five (5) days prior to said meeting. The RC further agrees no stipends will be paid to RC officers if the monthly requirements are not fulfilled.

K. To reasonably discuss and negotiate in good faith with the BHA any issues that arise involving the management and/or operation of public housing, the training for the residents of public housing, the funding for tenant participation, the organization and procedures of the RC and such other matters or issues that arise that affect the ability of the BHA or the RC to perform their respective functions under applicable laws.

III. Terms

A. This MOU and any amendments hereto shall be in effect from the above stated effective date and remain in effect as long as the RC remains a lawful and duly elected representative of the residents of the BHA. This

MOU pursuant to federal regulations shall be updated at least once every three (3) years.

B. Pursuant to 24 CFR Section 964.150(a), funding for programs that enhance the relationship and the sharing of information between the RC and the BHA shall be $25 per unit per year subject to the availability of appropriations. Of this amount $15 per unit per year would be provided to fund tenant participation activities for RC expenses (including stipends for officers) and $10 per unit per year would be used by the BHA to pay for costs incurred in carrying out tenant participation activities. All funding shall be pursuant to HUD guidelines and is subject to available appropriations regardless of the BHA's financial status as required by 24 CFR Section 964.150(a)(2).

IV. Other Documents and Agreements

This MOU sets forth the understandings upon which the parties hereto **may execute other and more specific documents** necessary to implement the goal of increasing the participation of public housing residents in management and operation of the facilities in which they live.

V. Acknowledgements By HUD

This MOU shall be acknowledged by HUD to (i) evidence that HUD has been formally advised of the existence of an agreement between the BHA and the RC; (ii) evidence that the MOU complies with the requirement set forth in 24 CFR Section 964.18(10), and; (iii) advise HUD that effective as of the date thereof it is obligated to monitor the activities of the BHA and the RC to ensure that both parties operate within the requirements of the applicable federal regulations and the partnership that this MOU seeks to establish operates effectively and efficiently.

The Undersigned have set their names on this 17th Day of January, 2012.

Dennis L. Hicks 1-23-12 Jennifer Osterhalt 1-25-12

President **Date** **Executive Director** **Date**

INTERNAL REVENUE SERVICE
P. O. BOX 2508
CINCINNATI, OH 45201

DEPARTMENT OF THE TREASURY

Date: APR 10 2003

BLOOMINGTON HOUSING AUTHORITY
RESIDENT COUNCIL INC
C/O MARCY WENZLER
242 W 7TH ST
BLOOMINGTON, IN 47404-0000

Employer Identification Number:
35-2154249
DLN:
17053263051042
Contact Person:
MICHAEL RYAN ID# 31362
Contact Telephone Number:
(877) 829-5500
Accounting Period Ending:
September 30
Form 990 Required:
Yes
Addendum Applies:
No

Dear Applicant:

Based on information supplied, and assuming your operations will be as stated in your application for recognition of exemption, we have determined you are exempt from federal income tax under section 501(a) of the Internal Revenue Code as an organization described in section 501(c)(3).

We have further determined that you are not a private foundation within the meaning of section 509(a) of the Code, because you are an organization described in sections 509(a)(1) and 170(b)(1)(A)(vi).

If your sources of support, or your purposes, character, or method of operation change, please let us know so we can consider the effect of the change on your exempt status and foundation status. In the case of an amendment to your organizational document or bylaws, please send us a copy of the amended document or bylaws. Also, you should inform us of all changes in your name or address.

As of January 1, 1984, you are liable for taxes under the Federal Insurance Contributions Act (social security taxes) on remuneration of $100 or more you pay to each of your employees during a calendar year. You are not liable for the tax imposed under the Federal Unemployment Tax Act (FUTA).

Since you are not a private foundation, you are not subject to the excise taxes under Chapter 42 of the Code. However, if you are involved in an excess benefit transaction, that transaction might be subject to the excise taxes of section 4958. Additionally, you are not automatically exempt from other federal excise taxes. If you have any questions about excise, employment, or other federal taxes, please contact your key district office.

Grantors and contributors may rely on this determination unless the Internal Revenue Service publishes notice to the contrary. However, if you lose your section 509(a)(1) status, a grantor or contributor may not rely on this determination if he or she was in part responsible for, or was aware of, the act or failure to act, or the substantial or material change on the

Letter 947 (DO/CG)

part of the organization that resulted in your loss of such status, or if he or she acquired knowledge that the Internal Revenue Service had given notice that you would no longer be classified as a section 509(a)(1) organization.

Donors may deduct contributions to you as provided in section 170 of the Code. Bequests, legacies, devises, transfers, or gifts to you or for your use are deductible for federal estate and gift tax purposes if they meet the applicable provisions of Code sections 2055, 2106, and 2522.

Contribution deductions are allowable to donors only to the extent that their contributions are gifts, with no consideration received. Ticket purchases and similar payments in conjunction with fundraising events may not necessarily qualify as deductible contributions, depending on the circumstances. See Revenue Ruling 67-246, published in Cumulative Bulletin 1967-2, on page 104, which sets forth guidelines regarding the deductibility, as charitable contributions, of payments made by taxpayers for admission to or other participation in fundraising activities for charity.

In the heading of this letter we have indicated whether you must file Form 990, Return of Organization Exempt From Income Tax. If Yes is indicated, you are required to file Form 990 only if your gross receipts each year are normally more than $25,000. However, if you receive a Form 990 package in the mail, please file the return even if you do not exceed the gross receipts test. If you are not required to file, simply attach the label provided, check the box in the heading to indicate that your annual gross receipts are normally $25,000 or less, and sign the return.

If a return is required, it must be filed by the 15th day of the fifth month after the end of your annual accounting period. A penalty of $20 a day is charged when a return is filed late, unless there is reasonable cause for the delay. However, the maximum penalty charged cannot exceed $10,000 or 5 percent of your gross receipts for the year, whichever is less. For organizations with gross receipts exceeding $1,000,000 in any year, the penalty is $100 per day per return, unless there is reasonable cause for the delay. The maximum penalty for an organization with gross receipts exceeding $1,000,000 shall not exceed $50,000. This penalty may also be charged if a return is not complete, so be sure your return is complete before you file it.

You are required to make your annual information return, Form 990 or Form 990-EZ, available for public inspection for three years after the later of the due date of the return or the date the return is filed. You are also required to make available for public inspection your exemption application, any supporting documents, and your exemption letter. Copies of these documents are also required to be provided to any individual upon written or in person request without charge other than reasonable fees for copying and postage. You may fulfill this requirement by placing these documents on the Internet. Penalties may be imposed for failure to comply with these requirements. Additional information is available in Publication 557, Tax-Exempt Status for Your Organization, or you may call our toll free number shown above.

You are not required to file federal income tax returns unless you are subject to the tax on unrelated business income under section 511 of the Code. If you are subject to this tax, you must file an income tax return on Form 990-T, Exempt Organization Business Income Tax Return. In this letter we are not determining whether any of your present or proposed activities are unrelated trade or business as defined in section 513 of the Code.

You need an employer identification number even if you have no employees. If an employer identification number was not entered on your application, a number will be assigned to you and you will be advised of it. Please use that number on all returns you file and in all correspondence with the Internal Revenue Service.

If we have indicated in the heading of this letter that an addendum applies, the enclosed addendum is an integral part of this letter.

Because this letter could help resolve any questions about your exempt status and foundation status, you should keep it in your permanent records.

We have sent a copy of this letter to your representative as indicated in your power of attorney.

If you have any questions, please contact the person whose name and telephone number are shown in the heading of this letter.

Sincerely yours,

Lois G. Lerner
Director, Exempt Organizations

Bloomington Housing Authority
Resident Council

April 4, 2012

Jack Hopkins Social Services Funding Committee
City of Bloomington, Council Office
401 North Morton Street, Suite 110
Bloomington, IN 47402

Dear Funding Committee,

Bloomington Housing Authority Resident Council, Inc. exists to improve the quality of life and resident satisfaction and participate in self-help initiatives to enable residents to create a positive living environment for families living in public Housing. The Resident Council actively participates through a working relationship with the Bloomington Housing Authority to advise and assist in all aspects of public housing operations. In addition, we have 501 (c) (3) status under the Internal Revenue Service.

BHARC's fiscal relationship to BHA is as follows: BHA allocates a percentage of Housing and Urban Development (HUD) funds to a Resident Services Fund. BHA then distributes those funds to BHARC for stipends and other resident services on request. Additionally, when BHARC has received grant funding for events or services (such as the GED class), BHA has managed the distribution and tracking of these funds. This ensures that all BHARC funds are handled in a fiscally sound manner and are subject to at least one yearly audit.

As funding becomes available, we will continue to support the GED program. Many of the public housing residents are benefitting from this partnership, and we will continue to support Bloomington Housing Authority by respectfully submitting this grant for funding for the GED program.

Sincerely,

Steve Burris
Vice Secretary, BHARC

Dennisha Hicks – President
Haley Kinser – Vice-President
Serene Coons – Secretary
Steve Burris – Vice Secretary
Marlene Gray - Treasurer

Crestmont Community Building
1002 North Summit Street
Bloomington, IN 47404
812-339-0725
e-mail:bharesidentcouncil@yahoo.com

Office of Adu ucation
Indiana Department of Education

BUI T
ADULT EDUCATION AND FAMILY LITERACY ACT
CFDA 84.002A

X Comprehensive
___ Outreach
___ EL/Civics

COPY

___Quarterly Report ___ Initial Budget
___ Jan. 15th ___ April 15th ___ Modification ___ Addendum
X Final Report Date _____

NAME AND ADDRESS OF AGENCY:
Monroe County Community School Corporation
315 E North Drive
Bloomington, IN 47401

PROGRAM NUMBER
FY 2011 - EDS#
A58-1-11CI-108

REPORTING/BUDGET PERIOD (Month, Day, Year)
From: 07/01/2010 To: 06/30/2011

LEA CODE (School Corporation): 5740

Account Number	Functional Categories	110 Salaries Certified	120 Salaries Non-Certified	211-290 Fringes Certified	211-290 Fringes Non-Certified	311-319 Contracted Services	440 Rental	511-593 Commun-ications	611-689 Supplies	710-748 Property	TOTALS
13100	Instruction	47,072.90	44,111.54	-760.00	15,305.17	83,554.69			11,188.00		200,472.30
21220 21230 21240	Guidance Services	25,988.00	27,341.05	5,616.32	6,464.47	12,735.81		68.50			78,214.15
22120 22130	Improvement of Instruction										
22900	Other Support Service					23,222.00					23,222.00
26200 26400 26600	Operation & Maintenance										
33940	Child Care Services										
45500	Rent of Buildings										
60600	Indirect Cost										
	Total **FEDERAL** Funds	73,060.90	71,452.59	4,856.32	21,769.64	119,512.50		68.50	11,188.00		301,908.45
	Estimate of of **LOCAL** Expenditures	17,259.00	28,997.00				5,000.00				51,256.00

ED 69

Director's Signature Robert Mace
Date 8/31/2011

Approved by _____
Date _____

ADULT BASIC EDUCATION FINAL STATEMENT OF EXPENDITURES (only for final fiscal report)
FOR THE PROGRAM YEAR ENDING JUNE 30, 2011

Program # EDS A58-1-11CI-108 **LEA Code**: 5740 Legal Name of Agency: Monroe County Community School Corporation

1. Statement of unexpended balance of *Federal Funds* for the period from July 1, 2010 to June 30, 2011 *after all encumbrances have cleared.*

   A. Total federal funds received. $ 301,908.45

   B. Total federal funds expended. (Figure must correspond with Total federal expenditures reported on line "A" of the budget grid) $ 301,908.45

   C. Amount returned to the state. (Subtract amount on line "B" from line "A".) (Enclose check for that amount with this report.) $ 0.00

2. Report of *Local* expenditures

   A. Total local expenditures for the **current** fiscal year. (Attach itemization) $ _____

   B. Local expenditures reported for the **previous** fiscal year. $ _____

I certify that to the best of my knowledge, the above report accurately reflects fiscal transactions of this program for the period indicated.

Director Signature Robert Moore

Typed Name Robert Moore

Authorized Fiscal Officer Signature Timothy Thrasher

Typed Name Timothy Thrasher

Title Comptroller

Subscribed and sworn to in my presence on the 1 day of Sept, 2011.

Helen A. Vaught
NOTARY PUBLIC

of the County of Monroe, and the State of Indiana.

3-3-2018 My commission expires

692
4-08

Funding Sheet

42-C

Lead Agency:

Name Catholic Charities Bloomington & South Central Community Action Program

Is the Lead Agency a 501(c)(3)? ☒ Yes ☐ No | Is this a collaborative project? ☒ Yes ☐ No

Number of Agency Employees: Full-time 4 (Both 183) Part-time 2 (Contract 6, 9) Volunteers 5 CCB, 327 SCCAP

Address where Project will be facilitated or housed:
CCB - 631 N. College Ave, Bloomington and HeadStart 1500 W. 15th St, Bloomington

Name of Project Administrator: Marsha McCarty

Address 631 N. College Ave, Bloomington, IN 47404

Telephone & E-mail 812-332-1262 / mmccarty@catholiccharitiesbtown.org

Name of other participating agencies, if different from Lead Agency: _____

Proposed Project:

Title of Project: Prevention + Early Intervention Mental Health Services for Families Living in Poverty

Total Cost of Project: $22,846.73

Requested JHSSF Amount: $22,846.73

Other Funds Expected for Project:

Amount	Source	Confirmed or Pending

Number of Clients Served by this Project in 2012: 160 adults 267 children = 427

Number of City Residents Served by this Project in 2012: 385

Is this a request for operational costs? ☒ Yes ☐ No

If "yes," is the request for a pilot project or for bridge funding? ☒ Pilot ☐ Bridge

Example:
Tables: 5 tables @ $12.00 each
Chairs: 20 chairs @ $8.00 each

Funding Information:

Please note: Due to limited funds, the Committee often recommends partial funding for a program. In the interest of helping the Committee best decide how to distribute funds, please provide an itemized list of program elements, ranked by priority and their costs.

ITEM	COST
Project Director Salary + (workman's comp, FICA, retirement	$18,620.78
Youth Community (Circles®) + (workman's comp, FICA)	2,525.95
Head Start Training	1700.00
Total	$22,846.73

Claim Submission Date: *(check one)*

☐ July 2012 – September 2012 ☐ October 2012 – December 2012

☒ Other July 2012 – March 2013

Jack Hopkins Social Services Funding Application

Agency Contact Sheet

Lead Agency:

Name: Catholic Charities Bloomington

Address: 631 N. College Ave.
Bloomington, IN 47404

Phone & E-Mail: 812-332-1262 / mmccarty@catholiccharitiesbtown.org

Website: www.archindy.org/cc/bloomington

President of Board of Directors: Jennifer Kincaid

Director Information

Director of Lead Agency: Marsha M'Carty

Director's Address: 631 N. College, Bloomington, IN 47404

ıe & E-Mail: 812-332-1262 / mmccarty@catholiccharitiesbtown.org

Presenter Information

Name of Person to Present Application to the Committee: Marsha M'Carty

Address: same

Phone & E-mail: same

Grant Writer Information

Name of Grant Writer: _____

Address: _____

Phone & E-Mail: _____

Please also include:

- The Agency's Mission Statement in Two-Page Application Narrative
- A Simple Program Budget for use of requested funds (please check your math)
- A year-end financial statement that includes fund balances and total revenue & expenditures

Jack Hopkins Social Services Funding Application

Agency Contact Sheet

Lead Agency:

Name: South Central Community Action Program, Inc.

Address: 1500 West 15th Street
Bloomington, Indiana 47404

Phone & E-Mail: 812-339-3447

Website: www.insccap.org

President of Board of Directors: Jerry Cross

Director Information

Director of Lead Agency: Todd Lare

Director's Address: 1500 West 15th Street, Bloomington, Indiana 47404

Phone & E-Mail: 812-339-3447 ext. 233 todd@insccap.org

Presenter Information

Name of Person to Present Application to the Committee: Todd Lare

Address: 1500 West 15th Street, Bloomington, Indiana 47404

Phone & E-mail: 812-339-3447 ext. 233 todd@insccap.org

Grant Writer Information

Name of Grant Writer: Blakely Clements

Address: 1500 West 15th Street, Bloomington, Indiana 47404

Phone & E-Mail: 812-339-3447 Ext. 262 blakely@insccap.org

Please also include:

- The Agency's Mission Statement in Two-Page Application Narrative
- A Simple Program Budget for use of requested funds (please check your math)
- A year-end financial statement that includes fund balances and total revenue & expenditures

Collaborative Grant Application for: Prevention & Early Intervention Mental Health Services for Families Living in Poverty
Submitted by: Catholic Charities Bloomington and the South Central Community Action Program - April 9, 2012

AGENCY MISSIONS & SHARED GOALS: Catholic Charities Bloomington (CCB) strives to remove barriers to quality mental health counseling by providing these services on a sliding fee scale, by reaching out into the community to families living in poverty, and by providing counseling support within school settings. Monroe County Head Start, a program of the South Central Community Action Program (SCCAP), is a family centered child development program whose mission is to promote school readiness by enhancing the social, emotional, and cognitive development of children through the provision of educational, health, nutritional, social, and other services to enrolled children and families. The Circles® Initiative, also a part of SCCAP, is an intentional way for people to build relationships across class and race lines to end poverty in their communities. Circles® is active in 62 locations throughout the country. An individual Circle is a supportive, intentional, reciprocal, befriending relationship made up of one Circle Leader who is living in poverty and 2-5 Circle allies who are usually from the middle class. SCCAP and CCB share the long term goal of significant poverty reduction in our community, and, as we work toward that goal, to moderate the impact of poverty on children in order to break to the cycle.

CURRENT COLLABORATIONS: CCB and Head Start collaborate by providing child and family counseling at 13 HS sites, by providing the Incredible Years Program at the 15th Street Head Start site. Head Start also contracts with CCB to provide consultation to its classroom teachers and to Head Start parents. CCB and the Circles® Initiative (Circles®) collaborate to provide its Youth Community program. CCB and Circles® recently began a volunteer led pilot project to increase the efficiency and productivity of the leader/ally Circle by offering Communication and Conflict Management Training (CCMT). The challenge for the collaborative effort of Head Start and CCB is to reach all Head Start Children with the Incredible Years (I.Y.) interventions nd to engage as many parents as possible in the I.Y. parent training. We'd like to increase parent participation by offering them the CCMT Program which would add to and build on work of the I.Y. Program. There is also a need to solidify the impact of that training with cost effective ongoing support for those families. CCB sees these outreach programs as an integral part of its mission to improve the family functioning and mental health of Bloomington families living in poverty. The cost of treatment after long term family malfunction and its resulting impact on children is very high. Using professionally licensed mental health professionals as coordinators of these programs is also not cost-effective.

CHALLENGES FACING THE COLLABORATION :
Each one of the three programs have different structures, resources, cultures, and major populations. Within SCCAP, Head Start focuses most of its resources on the children, while Circles®focuses mainly on the adults. CCB focuses equally on both populations for mental health services. CCB is a faith based organization relying heavily on private donations while SCAPP is a federally funded agency which restricts a majority of its funding. These issues have to be taken into consideration in deciding who employs the staff and where the money will reside for accounting purposes, and how staff time will be shared. Many of CCB's services are regulated by HIPPA standards that can effect information sharing. Questions of liability will need to be addressed with employees of one agency working at another agency's site or at community sites. We would hope that some of these challenges will be ameliorated by the strong foundation of communication and trust already established by the current, ongoing collaborations in place.

NATURE OF THE PROJECT: SCCAP and CCB are requesting **$22,846.73** to fund a pilot project that would strengthen and expand the collaborations described above.

The goal of this pilot project is to create a model for prevention and early intervention services that is viable for people living with low incomes and high barriers to mental health services. This model is intended to be

low cost, low barrier, and empowering. At the same time, this pilot could become a model for how a support program for those living in low incomes and using volunteers from the middle class can become more efficient and productive through the use of communication and conflict management training and support. The hope is that all recipients of such a program will acquire a more positive outlook regarding mental health services. New services will include basic communication skills as well as increased awareness of the dynamics of conflict and the positive ways to both manage and resolve it. This pilot is building on two current collaborations between CCB and SCCAP by expanding and increasing the quality of what is currently being done as well as offering new programming.

- The CCMT program already piloting at Circles® would continue and offer a second training for leaders and allies in early 2013 based on lessons from this one currently in progress. It is not unusual for efforts involving people from different social classes to to have a variety of communication and conflict issues due in part to being raised in different economic/social worlds. An equally important goal of the CCMT is to break down barriers so that Circle Leaders will reach out for needed mental health counseling for themselves and their children. This summer will see the start of the monthly support sessions to support graduating trainees in putting into practice their newly acquired skills and knowledge/awareness.
- CCB and Circles® in order to stabilize the programming for the Circles® Youth Community would : 1) Provide ongoing on site support for volunteers and graduate interns in the Youth Community classrooms 2) Develop programming which will be recorded in curriculum manual, and 3) More fully engage the teens of the Community by implementing a high interest project of their choosing. The CCMT Youth Program will be initiated as part of this work. The staffing challenge is partly the result of no ongoing on-site staff for the Youth Community given that interns from both programs and many of the community volunteers generally leave after a year or less.
- At Head Start, the Incredible Years Program will be extended to include the teacher training for all Head Start teachers and staff. The Council for Informed Families at Head Start will participate in a CCMT Program which would include monthly follow up support sessions.
- Circles® has had been able to foster trust by intentionally creating a community of strong relationships. With this in mind, this pilot will spend time at the 15th Street and Fairview Head Start sites as well as in their feeder neighborhoods to build familiarity, trust, and a support structure so that attempts to encourage parents and others to attend programming will have a higher success rate. This could address the high interest in programming but very low attendance, for example 30 Head Start parents expressed interest in a parenting presentation, but no one attended.
- Adult graduates from all trainings will have the opportunity to be partners in the marketing of programming for the year 2013. This would include new sessions of both CCMT and the Incredible Years as well as high interest, topic specific one time sessions. In addition, interested graduates could have the opportunity to intern in the delivery of CCMT services.
- CCMT would also be utilized through CCB as an adjunct service to families receiving mental health treatment and to divorced or separated families experiencing co-parenting conflicts. These CCB services would be less costly to provide than mental health counseling and would be offered on a sliding fee scale.

The program should address a previously-identified social services funding priority: This project would address the mental health needs of families in poverty, especially young children, which the 2003 SCAN report designates as vulnerable. Further that report identifies mental health services as having poor accessibility, especially for families living below the poverty level. CCB and SCCAP continue to develop ways to reach out to families and children in poverty. Engaging parents in parent training programs and engaging them as partners in their children's education has been particularly difficult to achieve. This program would attempt to engage more parents in activities that would reduce family stress, increase personal empowerment and remove barriers for those who need mental health counseling. The Circles® Initiative provides an ideal setting to pilot programs with families living in poverty and to assess outcomes. This project would further utilize a program, the Incredible Years, that CCB obtained through a 2010 Jack Hopkins grant and extend its reach to more children and parents in poverty. The project would also enhance preventative and early intervention mental

health programming that would reduce cost by using professionals who are not licensed mental health providers.

The funds should provide a one-time investment with leveraged matching funds: The staffing of the Youth ommunity at Circles® will continue to be volunteers from the community recruited by Circles® Initiative staff and by graduate level counseling and psychology interns recruited and supervised by CCB licensed mental health professionals. All programming is at a donated site, currently St. Mark's United Methodist Church. The Head Start program has a budget for training that can be used to reimburse a CCB staff therapist to train the Head Start teachers in the Incredible Years model. CCB will continue to provide the Incredible Years child therapy and parent training for children and parents at the Head Start site, billing Medicaid for most participants. CCB will house the Project Director and collaborate in the supervision of that position with Circles® staff. SCCAP will provide volunteers for all Circles® and Head Start CCMT groups.

Future Funding Ideas:
The most obvious and easily accessed source for future funding is the pool of funds that CCB obtains through donations/fundraising efforts. Currently, these funds are used to supplement counselors' time for working with Medicaid and sliding fee scale clients. . In 2011 the total donations needed for Medicaid alone was over $81,000. Privately insured clients reimburse CCB at or close to the cost required to provide the service. Under the proposed pilot project, licensed CCB counselors would refer clients who may need some basic communication, stress reduction, and conflict management skills to participate in a CCMT Group. The resulting time made available for increased private insurance hours would then free some of the donated/fund raising dollars for use to continue this project. The Resource Team of Circles, as part of a recently developed strategic plan for the Circles® Initiative plans to expand fundraising. These funds could be used to support the use of CCMT for Circles® and for ongoing support of the Youth Community.

The program should have a broad and lasting benefit to the community:

- The research from many disciplines strongly indicates that reaching children at an early age with positive interventions allows them to become involved community citizens, productive workers, and emotional healthy parents to the next generation.
- The CCMT for the children would have the same ripple effects as peer mediation programs have in schools. Namely, decreased conflict, more productive learning environments, and freed up administration time.
- For the adults, the CCMT would increase their ability to successfully navigate the maze of services and relationships that they use while living in poverty and in leaving it. This would mean more successful interactions at work, community and at home. The home would then become a healthier place for the children to grow and the positive parental modeling would give their children a greater opportunity to succeed.
- Reaching greater numbers of both children and their parents who are living in poverty will have a positive ripple effect not only in their own lives but throughout the communities they live in as well.
- Intervening with older adolescents currently living in poverty and strengthening their ties to the Circle® community, will help us learn ways to break the cycle of poverty in Bloomington.
- This pilot has the potential to be a stimulus for other agencies to look for new ways to provide some mental health services at a lower cost for more clients. A part of this effort will provide some data about the process necessary for the development of a new group of para-professional service providers.
- Equally important, this project has the potential to show how agencies with middle class volunteers, working with people living in poverty, can work through their conflicts to a more productive and efficient relationship.
- Both public and private sharing of the lessons of this project could be the doorway to enhanced functioning for social service agencies.

PROPOSED PROJECT BUDGET

Communication Conflict Management Skills Training (CCMST) for families in poverty

EXPENSES		**Jack Hopkins Funds**
Project Director's salary and benefits for 9 months (30hrs/wk)		**$18,620.78**
Duties: • Provide on-site training CCMT to Circle Leaders, Circle Allies, and to their children in the Circles® Youth Community • Develop and implement a curriculum manual for the Circles® Youth Community • Assist CCB clinical staff with Incredible Years Head Start teacher training and consultation with selected Head Start classrooms • Assist CCB clinical staff with Incredible Years parent training and introduce parents to CCMT • Develop Outreach Events for Head Start families to promote CCMT groups • Provide CCMT groups at CCB for parents and families		
Circles® Youth Community Coordinator hourly salary 9 months (5hrs/wk)		**$2,525.95**
Duties: • Recruit and train Circles® Youth Community volunteers • Supervise weekly Circles® Youth Community classroom programs • Develop and implement Teen Project		
Incredible Years Head Start Teacher Training		
• 12 hours initial training@$100/hour discounted to $70/hour 4 hours planning absorbed by CCB	**$840.00**	
• 2 hours each month of "booster sessions" open to all Head Start Teachers (16 hours@$100/hr discounted to $70/hour	**$1120.00**	
• 4 hours each month to do classroom visits and other consultations (32 hours total)	**$2240.00**	
Total Head Start Training	**$4200.00**	
Minus Head Start Training funds	**2500.00**	
Head Start Training from Jack Hopkins		**$1700.00**
Total project cost from Jack Hopkins Funds:		**$22,846.73**

Memorandum of Understanding

South Central Community Action Program, Inc.

and

Catholic Charities Bloomington

The purpose of this agreement is to formally establish a collaborative relationship between South Central Communication Action Program, Inc. and the Catholic Charities Bloomington which includes Head Start, Circles Initiative, families of both programs, and Catholic Charities Bloomington.

Areas of Collaboration for the Jack Hopkins Grant Funding cycle of 2012:

South Central Community Action Program, Inc. and Catholic Charities Bloomington programs strive to:

Work together to better meet the needs of the communities and families we serve.

Work toward a team approach for developing family conflict management training for families apart of SCCAP Head Start, SCCAP Circles, and families & patrons of Catholic Charities Bloomington.

Work to provide services and trainings from Catholic Charities Bloomington employees & contract workers for communication skills and conflict management with SCCAP Head Start & Circles programs.

Work with Catholic Charities Bloomington to help improve the mental health of all families associated with SCCAP Head Start & Circles programs.

Develop and/or provide joint training opportunities for staff based on grant requirements.

Distribute and provide materials about each organization programs offered for our patrons.

Equal consideration will be given to all clients without regard to race, color, national origin, sex, political views, or religion.

Review and/or Termination of Agreement

Either Party may terminate this agreement at any time through a 30-day written notification, and will notify grant organization at the same time.

Programs will each review the progress and program strength at the end of the funding cycle to determine value to clients, patrons of both organizations, and for grant reporting.

This Memorandum of Understanding shall be effective once authorized signatures are obtained from official representatives of the parities and shall remain in effect for the duration of the grant from Jack Hopkins funding year 2012.

This Memorandum of Understanding shall be effective once both parties have been awarded funds from Jack Hopkins Funding cycle for 2012.

Todd Lane — 4/9/12

South Central Community Action Program, Inc. Representative — Date

Marsha M McCa — 4/9/12

Catholic Charities Bloomington Representative — Date

CHANCERY AND CERTAIN ENTITIES OF THE ARCHDIOCESE OF INDIANAPOLIS

CATHOLIC CHARITIES
STATEMENT OF ACTIVITIES INFORMATION
FOR THE YEAR ENDED JUNE 30, 2011

	Catholic Charities Indianapolis	Catholic Charities Bloomington	St. Elizabeth/ Coleman Pregnancy & Adoption Services	St. Elizabeth-Catholic Charities	Catholic Charities Tell City	Catholic Charities Terre Haute	Total
SUPPORT AND REVENUES:							
Contributions	$ 1,481,029	$ 52,804	$ 126,081	$ 310,562	$ 32,537	$ 454,495	$ 2,457,508
Special events (net of direct costs of $156,163)	200,632		6,435	209,939	(152)	48,392	465,246
Archdiocesan support	326,928	100,587	70,320	119,736	51,384	140,344	809,299
United Way operating support	777,239	45,961	132,267	3,191	6,193	131,913	1,096,764
Government Grants, Federal	2,276,346			219,935	400	230,980	2,727,661
Government Grants, State and Local	4,704	8,894		83,435			97,033
Program service fees	907,080	130,740	337,525	190,806		145,957	1,712,108
Investment return	280,194	764	43,011	31,725	2,150	4,654	362,498
Miscellaneous	55,337	2,977	59,167	63	796	10,987	129,327
Total support and revenues	6,309,489	342,727	774,806	1,169,392	93,308	1,167,722	9,857,444
EXPENSES:							
Salaries and wages	2,153,800	167,358	341,467	638,701	37,006	565,296	3,903,628
Employee benefits and taxes	524,100	45,605	54,806	151,393	12,734	157,138	945,776
Professional services	557,604	63,572	69,315	10,925	15,689	60,697	777,802
Supplies	611,506	11,800	84,364	78,617	4,036	96,723	887,046
Occupancy	362,921	26,670	62,831	49,866		174,640	676,928
Transportation	195,987	1,987	8,120	16,494	1,950	32,146	256,684
Specific assistance	1,180,009		13,393	1,814	16,113	15,038	1,226,367
Other	139,132	19,035	34,922	61,658	4,893	39,745	299,385
Depreciation	287,095	947	53,477	35,620	165	98,083	475,387
Total expenses	6,012,154	336,974	722,695	1,045,088	92,586	1,239,506	9,449,003
CHANGE IN NET ASSETS	297,335	5,753	52,111	124,304	722	(71,784)	408,441
NET ASSETS — Beginning of year	7,015,933	41,636	1,281,584	692,921	50,141	1,697,639	10,779,854
NET ASSETS — End of year	$ 7,313,268	$ 47,389	$ 1,333,695	$ 817,225	$ 50,863	$ 1,625,855	$ 11,188,295

CHANCERY AND CERTAIN ENTITIES OF THE ARCHDIOCESE OF INDIANAPOLIS

CATHOLIC CHARITIES
STATEMENT OF FINANCIAL POSITION INFORMATION
AS OF JUNE 30, 2011

	Catholic Charities Indianapolis	Catholic Charities Bloomington	St. Elizabeth/ Coleman Pregnancy & Adoption Services	St. Elizabeth-Catholic Charities	Catholic Charities Tell City	Catholic Charities Terre Haute	Total
ASSETS							
CASH AND CASH EQUIVALENTS	$ 1,198,653	$ 25,691	$ 273,802	$ 105,471	$ 48,371	$ 265,344	$ 1,9 17,332
ACCOUNTS RECEIVABLE — Net	611,635	33,213	26,674	23,703			(95,225
CONTRIBUTIONS RECEIVABLE — Net	38,975			21,097			60,072
OTHER ASSETS	1,321	465	5,045				6,831
PROPERTY AND EQUIPMENT — Net	4,339,330	266	874,752	559,206	1,319	1,613,268	7,3 38,141
INVESTMENTS	1,444,568		256,434	186,791	5,067	80,849	1,9 73,709
TOTAL	$ 7,634,482	$ 59,635	$ 1,436,707	$ 896,268	$ 54,757	$ 1,959,461	$ 12,(41,310
LIABILITIES AND NET ASSETS							
LIABILITIES:							
Accounts payable and accrued expenses	$ 274,203	$ 12,246	$ 40,903	$ 47,385	$ 3,894	$ 30,533	$ 409,164
Other liabilities	47,011		62,109	31,658		303,073	443,851
Total liabilities	321,214	12,246	103,012	79,043	3,894	333,606	853,015
NET ASSETS:							
Unrestricted	4,970,041	43,549	790,734	710,028	37,584	501,213	7,(53,149
Temporarily restricted	1,273,691	3,840	531,351	97,197	13,279	1,124,642	3,(44,000
Permanently restricted	1,069,536		11,610	10,000			1,(91,146
Total net assets	7,313,268	47,389	1,333,695	817,225	50,863	1,625,855	11, 38,295
TOTAL	$ 7,634,482	$ 59,635	$ 1,436,707	$ 896,268	$ 54,757	$ 1,959,461	$ 12,(41,310

706

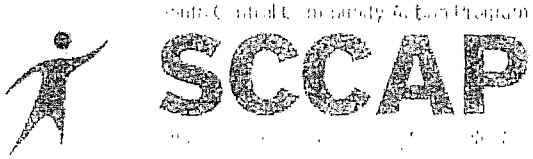

FINANCIAL STATEMENTS
AND
INDEPENDENT AUDITORS' REPORT

December 31, 2010

KATZ, SAPPER & MILLER

Certified Public Accountants

SOUTH CENTRAL COMMUNITY ACTION PROGRAM, INC.

CONTENTS

	Page
FINANCIAL STATEMENTS	
Independent Auditors' Report	1-2
Statement of Financial Position	3
Statement of Activities	4
Statement of Cash Flows	5
Notes to Financial Statements	6-11
OTHER REPORTS AND SCHEDULES	
Independent Auditors' Report on Internal Control over Financial Reporting and on Compliance and Other Matters Based on an Audit of Financial Statements Performed in Accordance with *Government Auditing Standards*	12-13
Schedule of Expenditures of Federal Awards	14-15
Independent Auditors' Report on Compliance with Requirements that Could Have a Direct and Material Effect on Each Major Program and on Internal Control over Compliance in Accordance with OMB Circular A-133	16-18
Schedule of Findings and Questioned Costs	19-26

KATZ, SAPPER & MILLER

Katz, Sapper & Miller, LLP
Certified Public Accountants

800 East 96th Street
Suite 500
Indianapolis, IN 46240

Tel 317.580.2000
Fax 317.580.2117

Independent Auditors' Report

Board of Directors
South Central Community Action Program, Inc.

We have audited the accompanying statement of financial position of South Central Community Action Program, Inc. (an Indiana not-for-profit organization) as of December 31, 2010, and the related statements of activities and cash flows for the year then ended. These financial statements are the responsibility of the Organization's management. Our responsibility is to express an opinion on these financial statements based on our audit.

We conducted our audit in accordance with auditing standards generally accepted in the United States and the standards applicable to financial audits contained in *Government Auditing Standards*, issued by the Comptroller General of the United States. Those standards require that we plan and perform the audit to obtain reasonable assurance about whether the financial statements are free of material misstatement. An audit includes examining, on a test basis, evidence supporting the amounts and disclosures in the financial statements. An audit also includes assessing the accounting principles used and significant estimates made by management, as well as evaluating the overall financial statement presentation. We believe that our audit provides a reasonable basis for our opinion.

In our opinion, the financial statements referred to above present fairly, in all material respects, the financial position of South Central Community Action Program, Inc. at December 31, 2010, and the changes in its net assets and its cash flows for the year then ended in conformity with accounting principles generally accepted in the United States.

In accordance with *Government Auditing Standards*, we have also issued our report dated June 6, 2011, on our consideration of South Central Community Action Program, Inc.'s internal control over financial reporting and on our tests of its compliance with certain provisions of laws, regulations, contracts and grant agreements and other matters. The purpose of that report is to describe the scope of our testing of internal control over financial reporting and compliance and the results of that testing, and not to provide an opinion on internal control over financial reporting or on compliance. That report is an integral part of an audit performed in accordance with *Government Auditing Standards* and should be considered in assessing the results of our audit.

Our audit was conducted for the purpose of forming an opinion on the basic financial statements taken as a whole. The accompanying schedule of expenditures of federal awards on pages 14-15 is presented for purposes of additional analysis as required by U.S. Office of Management and Budget Circular A-133, *Audits of States, Local Governments, and Non-Profit Organizations*, and is not a required part of the basic financial statements. Such information has been subjected to the auditing procedures applied in the audit of the basic financial statements and, in our opinion, is fairly stated in all material respects, in relation to the basic financial statements taken as a whole.

Katz, Sapper & Miller, LLP

Indianapolis, Indiana
June 6, 2011

SOUTH CENTRAL COMMUNITY ACTION PROGRAM, INC.

STATEMENT OF FINANCIAL POSITION
December 31, 2010

CURRENT ASSETS	
Cash and equivalents	$ 619,662
Grants receivable	429,169
Other receivables	35,243
Inventory	3,151
Current portion of mortgage receivable	1,680
Total Current Assets	1,088,905
PROPERTY AND EQUIPMENT, NET	1,365,926
OTHER ASSETS	
Mortgage receivable	40,100
Other assets	1,676
Total Other Assets	41,776
TOTAL ASSETS	$2,496,607
CURRENT LIABILITIES	
Accounts payable	$ 135,215
Accrued expenses	166,349
Current portion of long-term debt	160,949
Total Current Liabilities	462,513
LONG-TERM LIABILITIES	
Deferred income	158,725
Long-term debt, net of current portion	434,342
Total Long-term Liabilities	593,067
Total Liabilities	1,055,580
NET ASSETS	
Unrestricted	1,333,728
Temporarily restricted	107,299
Total Net Assets	1,441,027
TOTAL LIABILITIES AND NET ASSETS	$2,496,607

See accompanying notes.

SOUTH CENTRAL COMMUNITY ACTION PROGRAM, INC

STATEMENT OF ACTIVITIES
Year Ended December 31, 2010

	Unrestricted	Temporarily Restricted	Total
REVENUE, GAINS AND SUPPORT			
Grant revenue	$ 9,876,794	$ 350,854	$10,227,648
In-kind contributions	638,688		638,688
Rental income	92,471		92,471
Interest income	535		535
Other income	136,808		136,808
	10,745,296	350,854	11,096,150
Net assets released from restrictions	359,509	(359,509)	
Total Revenue, Gains and Support	11,104,805	(8,655)	11,096,150
EXPENSES			
Program services	10,985,606		10,985,606
Management and general	48,891		48,891
Total Expenses	11,034,497		11,034,497
INCREASE (DECREASE) IN NET ASSETS	70,308	(8,655)	61,653
NET ASSETS			
Beginning of Year-Restated	1,263,420	115,954	1,379,374
End of Year	$ 1,333,728	$ 107,299	$ 1,441,027

See accompanying notes.

SOUTH CENTRAL COMMUNITY ACTION PROGRAM, INC.

STATEMENT OF CASH FLOWS
Year Ended December 31, 2010

OPERATING ACTIVITIES	
Increase in net assets	$ 61,653
Adjustments to reconcile increase in net assets to net cash used by operating activities:	
Depreciation	146,400
Amortization of bond issuance costs	2,828
(Increase) decrease in certain assets:	
Grants receivable	299,762
Other receivables	(2,247)
Inventory	317
Increase (decrease) in certain liabilities:	
Accounts payable	(973,211)
Accrued expenses	28,342
Cash held as agent	(10,024)
Deferred income	21,916
Net Cash Used by Operating Activities	(424,264)
INVESTING ACTIVITIES	
Purchases of property and equipment	(91,212)
Receipts from mortgage receivable	2,820
Net Cash Used by Investing Activities	(88,392)
FINANCING ACTIVITIES	
Proceeds from note payable	11,000
Payments on long-term debt	(25,663)
Payments on bonds	(33,936)
Net Cash Used by Financing Activities	(48,599)
NET DECREASE IN CASH AND EQUIVALENTS	(561,255)
CASH AND EQUIVALENTS	
Beginning of Year	1,180,917
End of Year	$ 619,662
SUPPLEMENTAL DISCLOSURES	
Interest paid	$ 35,114

See accompanying notes.

NOTES TO FINANCIAL STATEMENTS

NOTE 1 - SUMMARY OF SIGNIFICANT ACCOUNTING POLICIES

General: South Central Community Action Program, Inc. (the Organization), is a nonprofit corporation, which was incorporated in 1965. The Organization receives federal and state funds 1) to provide the planning and development of programs that will intervene at critical points in the cause of poverty and will enable families and individuals to become more self-sufficient; 2) to provide continuing research related to the problems of poverty; and 3) to provide coordination for community efforts focused on poverty and community development. Among the programs the Organization offers are: Energy Assistance, Weatherization, Section 8 Housing, Community Services Block Grant, Headstart, and Self Sufficiency.

Estimates: Management uses estimates and assumptions in preparing financial statements in accordance with accounting principles generally accepted in the United States. Those estimates and assumptions affect the reported amounts of assets and liabilities, the disclosure of contingent assets and liabilities and the reported revenues and expenses. Actual results could vary from the estimates that were used.

Net Asset Classifications: The financial statements report the changes in and the total of each of the net asset classes, based upon donor restrictions, as applicable. Net assets are classified as unrestricted, temporarily restricted, and permanently restricted. The following classes of net assets are maintained by the Organization:

Unrestricted Net Assets include general and board designated assets and liabilities which may be used at the discretion of management to support the Organization's purposes and operations.

Temporarily Restricted Net Assets include assets related to gifts with explicit donor-imposed restrictions that have not been met as to specified purpose, or to later periods of time or after specified dates. Unconditional promises to give that are due in future periods and are not permanently restricted are classified as temporarily restricted net assets.

Cash and Equivalents: For purposes of the statement of cash flows, cash equivalents includes cash on hand, demand deposits and investments with original maturities of three months or less. The Organization maintains its cash in bank deposit accounts which, at times, may exceed the federally insured limits. The Organization has not experienced any losses from its bank accounts.

Receivables and Credit Policies: The Organization reviews its grants and other receivables for collectibility on a monthly basis for client accounts that exceed 60 days past due and older. Payments of grants and other receivables are allocated to the specific invoices identified on the client's remittance advice or, if unspecified, are applied to the earliest unpaid invoices. Periodically, management makes a determination if write-offs are necessary.

Inventory: The Organization's inventory as of December 31, 2010, consisted of the materials on hand from its weatherization programs. The inventory is valued at the lower of cost or market, with cost determined by the first-in, first-out method.

NOTE 1 - SUMMARY OF SIGNIFICANT ACCOUNTING POLICIES (CONTINUED)

Property and Equipment: Expenditures for property and equipment and items which substantially increase the useful lives of existing assets, greater than $5,000 and with a useful life greater than one year, are capitalized at cost, except for donated items, which are recorded at fair market value at the date of donation. The Organization provides for depreciation on the straight-line method at rates designed to depreciate the cost of assets over estimated useful lives as follows:

Administrative building and improvements	7-31.5 years
Rental houses	27.5 years
Equipment and vehicles	5 years

Long-Lived Assets, including the Organization's property and equipment, are reviewed for impairment whenever events or changes in circumstances indicate that the amount of an asset may not be recoverable. Recoverability is measured by comparison of the carrying amount to future net undiscounted cash flows expected to be generated by the related asset. If such assets are considered to be impaired, the impairment to be recognized is measured by the amount by which the carrying amount exceeds the fair market value of the assets. To date, there have been no impairment losses of the Organization's long-lived assets.

Mortgage Receivable: The Organization holds a mortgage receivable with an individual. The mortgage is related to certain real estate. The mortgage is payable to the Organization over 35 years in monthly installments of $140 through maturity in October 2035. There is no interest earned related to the agreement.

Support and Revenue: The Organization reports gifts of cash and other assets as restricted support if they are received with donor stipulations that limit the use of the donated assets. When a donor restriction expires, that is, when a stipulated time restriction ends or purpose restriction is accomplished, temporarily restricted net assets are reclassified to unrestricted net assets and reported in the statement of activities as net assets released from restrictions.

Government Grants and Contract Fees: Support funded by grants is recognized as the Organization performs the contracted services under grant agreements. Grant revenue is recognized as earned as the services are performed or eligible expenses are incurred. Grant expenditures are subject to audit and acceptance by the granting agency and, as a result of such audit, adjustments could be required.

In-Kind Contributions: The Organization receives in kind contributions from various donors for facilities, assets, supplies and other items. Such contributions are recorded both as revenue and an increase in assets or expense based on their nature and estimated fair market value at the date of donation.

Expense Allocation: Expenses are allocated directly or indirectly to various programs and supporting services as listed in the statement of activities. Expenses that can be identified with a specific program or supporting service are allocated directly according to their natural classification. All remaining indirect costs are allocated based upon allocation schedules determined by management.

Income Taxes: The Organization is exempt from federal income taxes under Section 501(c)(3) of the Internal Revenue Code. Therefore, no provision or liability for income taxes has been included in the financial statements. In addition, the Organization has been determined by the Internal Revenue Service not to be a private foundation within the meaning of Section 509(a) of the Internal Revenue Code. There was no unrelated business income for the year ended December 31, 2010.

The Organization files U.S. federal and state of Indiana information returns. The Organization is no longer subject to U.S. federal and state tax examinations by tax authorities for years before 2007.

NOTE 1 - SUMMARY OF SIGNIFICANT ACCOUNTING POLICIES (CONTINUED)

Subsequent Events: The Organization has evaluated the financial statements for subsequent events occurring through June 6, 2011, the date the financial statements were available to be issued. See Note 4.

NOTE 2 - GRANTS RECEIVABLE

Grants receivable are all due within one year and consisted of the following at December 31, 2010:

Individual Development Account Program	$ 11,329
Community Services Block Grant	19,984
Weatherization ARRA Grant	123,485
Weatherization Grant	5,097
Low-Income Energy Assistance Program Grant	51,780
Early Head Start Grant	48,933
Head Start Grant	80,937
Head Start Expansion Grant	46,759
Weatherization LIHEAP Grant	38,433
Sustainable Energy Weatherization Grant	2,432
Total Grants Receivable	$429,169

NOTE 3 - PROPERTY AND EQUIPMENT

Property and equipment consisted of the following at December 31, 2010:

Land	$ 39,918
Administrative building and improvements	1,308,681
Rental houses	1,026,016
Equipment and vehicles	541,098
	2,915,713
Less: Accumulated depreciation	1,549,787
Total Property and Equipment	$1,365,926

The rental houses are mortgaged through Owen County State Bank at a discounted mortgage, and the agreements restrict the use of the rental houses. See Note 6.

NOTE 4 – DEBT AND CREDIT ARRANGEMENTS

Long-term debt consisted of the following at December 31, 2010:

Bonds obligation, as described below.	$245,346
Mortgage note payable to a bank in monthly installments of $312, including interest computed at 6.75%, through April 2023, collateralized by property in Patricksburg, IN, which had a net book value of $40,429 at December 31, 2010.	31,369
Mortgage note payable to a bank in monthly installments of $167, including interest computed at 6.75%, through February 2022, collateralized by property in Spencer, IN, which had a net book value of $27,888 at December 31, 2010.	15,833
Mortgage note payable to a bank in monthly installments of $379, including interest computed at 6.75%, through June 2019, collateralized by property in Gosport, IN, which had a net book value of $47,629 at December 31, 2010.	29,543

NOTE 4 – DEBT AND CREDIT ARRANGEMENTS (CONTINUED)

Mortgage note payable to a bank in monthly installments of $207, including interest computed at 6.75%, through September 2020, collateralized by property in Gosport, IN, which had a net book value of $30,960 at December 31, 2010.	$ 17,813
Mortgage note payable to a bank in monthly installments of $199, including interest computed at 6.75%, through August 2020, collateralized by property in Gosport, IN, which had a net book value of $34,230 at December 31, 2010.	17,060
Mortgage note payable to a bank in monthly installments of $1,932, including interest computed at 6.125%, through February 2016, collateralized by two properties in Nashville, IN and one property in Needmore, IN, which had a total net book value of $155,342 at December 31, 2010.	102,851
Mortgage note payable to a bank in monthly installments of $223, including interest computed at 6.75%, through September 2020, collateralized by property in Spencer, IN, which had a net book value of $31,339 at December 31, 2010.	19,255
Mortgage note payable to a bank in monthly installments of $171, including interest computed at 6.75%, through February 2022, collateralized by property in Spencer, IN, which had a net book value of $26,952 at December 31, 2010.	16,221
Note payable to Indiana Housing and Community Development Authority, with a balloon payment due August 2011, which does not accrue interest.	100.000
Total	595,291
Less: Current maturities	160,949
Total Long-term Debt	$434,342

The Organization and Monroe County, Indiana (the Issuer) entered into a loan agreement April 1, 1992 under the terms of which the Issuer loaned the proceeds of the sale of $1,120,000, 6.5% fixed rate economic development revenue bonds to the Organization. The first issuance consisted of $850,000 of Series 1992 A bonds and requires monthly principal payments of $2,828 plus interest through May 2013 when any outstanding balance is due. The second issuance consisted of $270,000 of Series 1992 B bonds. The Series 1992 B bonds have been repaid. The funds were primarily used to fund construction of a 20,000 square foot office building.

This obligation is collateralized by a first mortgage and security interest in property and improvements located at the intersection of 15th and Lindbergh near Bloomington, IN, which had a net book value of $526,927 at December 31, 2010, as well as all equipment, furnishings, and personal property at the project site.

NOTE 4 – DEBT AND CREDIT ARRANGEMENTS (CONTINUED)

The aggregate maturities of long-term debt as of December 31, 2010, are as follows:

Payable In	Principal
2011	$160,949
2012	63,410
2013	208,878
2014	33,461
2015	35,652
Thereafter	92,941
	$595,291

In 2011, the Organization executed a line of credit agreement for borrowings up to $200,000 which expires in November 2011. Borrowings accrue interest at the bank's prime rate plus 1.0%, subject to a floor of 4.25%, and the line is secured by the general assets of the Organization.

NOTE 5 – OPERATING LEASES

The Organization has several operating leases, primarily for office space. These leases generally contain renewal options for one year periods. Rental expense was $66,519 in 2010. Future minimum lease payments required by all long-term noncancellable operating leases at December 31, 2010, was $44,610 payable in 2011.

NOTE 6 – LEASE INCOME

The Organization has several rental properties it leases to low-income families or individuals. These leases are for twelve month periods. The purchase of the rental properties was funded by an outside funder, along with discounted mortgages through Owen County State Bank. The mortgage agreements restrict the use of the properties to be rented. Rental income was $92,471 in 2010. Land and buildings associated with these leases had a net book value of $545,039 at December 31, 2010.

NOTE 7 - TEMPORARILY RESTRICTED NET ASSETS

Temporarily restricted net assets were available for the following purposes at December 31, 2010:

Weatherization program	$ 92,381
Playground expansion and renovation	590
Circles participant loans	1,900
Circles program	4,026
Emergency utility and rent payments	7,839
Food for Circles program	563
Total Temporary Restricted Net Assets	$107,299

NOTE 7 - TEMPORARILY RESTRICTED NET ASSETS (CONTINUED)

For the year ended December 31, 2010, net assets released from donor restrictions by incurring expenses satisfying the restricted purposes or by occurrence of other events specified by donors were as follows:

Weatherization program	$ 33,113
Playground expansion and renovation	4,410
Circles participant loans	4,300
Circles program	57,974
Emergency utility and rent payments	42,161
Food for Circles program	281
United Way	22,864
Reading is Fun	396
Low income housing energy assistance program	1,219
Head Start Food	164,270
Parking lot expansion	16,521
Emergency funds for Morgan County	12.000
Total Net Assets Released from Restrictions	$359.509

NOTE 8 - CONCENTRATIONS OF FUNDING

Government funding provided 95% of total revenue for the Organization for the year ended December 31, 2010. As part of government funding, three grants provided 53% of total revenue in 2010.

NOTE 9 - EMPLOYEE BENEFITS

The Organization sponsors a 403(b) retirement savings plan for the benefit of substantially all of its employees. Participants in the Plan may elect to contribute up to the maximum annual amounts set by the Internal Revenue Service. The Organization did not contribute to the plan in 2010.

NOTE 10 – RESTATEMENT OF 2009 FINANCIAL STATEMENTS

During 2010, management discovered an error related to funding received in advance of payments made to program participants and an error related to cash held as an agent for another organization. Therefore, the accompanying 2009 net asset balances have been restated to reclassify temporarily and permanently restricted net assets to liabilities and unrestricted net assets. The effect of the restatement on the 2009 financial statements from the amounts previously reported was as follows:

Decrease in temporarily restricted net assets at December 31, 2009	$152,815
Increase in deferred income at December 31, 2009	136,810
Increase in unrestricted net assets at December 31, 2009	16,005
Decrease in permanently restricted net assets at December 31, 2009	10,023
Increase in cash held as agent at December 31, 2009	10,023
Increase in net assets released from restrictions for the year ended December 31, 2009	16,005

KATZ, SAPPER & MILLER

Katz, Sapper & Miller, LLP
Certified Public Accountants

800 East 96th Street
Suite 500
Indianapolis, IN 46240

Tel 317.580.2000
Fax 317.580.2117

Independent Auditors' Report on Internal Control over Financial Reporting and on Compliance and Other Matters Based on an Audit of Financial Statements Performed in Accordance with Government Auditing Standards

Year Ended December 31, 2010

Board of Directors
South Central Community Action Program, Inc.

We have audited the financial statements of South Central Community Action Program, Inc. (an Indiana not-for-profit organization), as of and for the year ended December 31, 2010, and have issued our report thereon dated June 6, 2011. We conducted our audit in accordance with auditing standards generally accepted in the United States and the standards applicable to financial audits contained in *Government Auditing Standards*, issued by the Comptroller General of the United States.

Internal Control Over Financial Reporting

In planning and performing our audit, we considered South Central Community Action Program, Inc.'s internal control over financial reporting as a basis for designing our auditing procedures for the purpose of expressing our opinion on the financial statements, but not for the purpose of expressing an opinion on the effectiveness of South Central Community Action Program, Inc.'s internal control over financial reporting. Accordingly, we do not express an opinion on the effectiveness of South Central Community Action Program, Inc.'s internal control over financial reporting.

Our consideration of internal control over financial reporting was for the limited purpose described in the preceding paragraph and was not designed to identify all deficiencies in internal control over financial reporting that might be significant deficiencies or material weaknesses and therefore, there can be no assurance that all deficiencies, significant deficiencies or material weaknesses have been identified. However, as described in the accompanying schedule of findings and questioned costs, we identified a certain deficiency in internal control over financial reporting that we consider to be a material weakness.

A deficiency in internal control exists when the design or operation of a control does not allow management or employees, in the normal course of performing their assigned functions, to prevent, or detect and correct misstatements on a timely basis. A *material weakness* is a deficiency, or a combination of deficiencies, in internal control such that there is a reasonable possibility that a material misstatement of the entity's financial statements will not be prevented, or detected and corrected on a timely basis. We consider the deficiency described in the accompanying schedule of findings and questioned costs as item 2010-01 to be a material weakness.

Compliance and Other Matters

As part of obtaining reasonable assurance about whether South Central Community Action Program, Inc.'s financial statements are free of material misstatement, we performed tests of its compliance with certain provisions of laws, regulations, contracts, and grant agreements, noncompliance with which could have a direct and material effect on the determination of financial statement amounts. However, providing an opinion on compliance with those provisions was not an objective of our audit, and accordingly, we do not express such an opinion. The results of our tests disclosed no instances of noncompliance or other matters that are required to be reported under *Government Auditing Standards*.

We noted certain matters that we reported to management of South Central Community Action Program, Inc. in a separate letter dated June 6, 2011.

South Central Community Action Program, Inc.'s response to the finding identified in our audit is described in the accompanying schedule of findings and questioned costs. We did not audit South Central Community Action Program, Inc.'s response and, accordingly, we express no opinion on it.

This report is intended solely for the information and use of South Central Community Action Program, Inc.'s Board of Directors, management, others within the entity, and federal awarding agencies and pass-through entities and is not intended to be and should not be used by anyone other than these specified parties.

Katz, Sapper & Miller, LLP

Indianapolis, Indiana
June 6, 2011

SOUTH CENTRAL COMMUNITY ACTION PROGRAM, INC.

SCHEDULE OF EXPENDITURES OF FEDERAL AWARDS
Year Ended December 31, 2010

	Federal CFDA Number	Pass-through Entity Identifying Number	Expenditures
U.S. DEPARTMENT OF HEALTH AND HUMAN SERVICES			
Direct programs:			
Head Start Cluster			
Head Start	93.600		$ 1,861,914
ARRA - Head Start*	93.708		352,252
ARRA - Early Head Start*	93.709		600,456
Passed through the Indiana Housing and Community Development Authority:			
Low-Income Home Energy Assistance	93.568	WL-010-021	301,823
Low-Income Home Energy Assistance	93.568	WL-011-021	61,745
Low-Income Home Energy Assistance	93.568	LI-009-021	1,611,866
			1,975,434
Community Services Block Grant	93.569	CS-010-021	418,678
ARRA - Community Services Block Grant*	93.710	CS-ARRA-021	679,407
			1,098,085
Assets for Independence Demonstration Program	93.602	IDA-009-021	20,860
Assets for Independence Demonstration Program	93.602	IDA-010-024	11,330
			32,190
U.S. DEPARTMENT OF ENERGY			
Passed through the Indiana Housing and Community Development Authority:			
Weatherization Assistance for Low-Income Persons	81.042	WX-009-021-01	107,035
Weatherization Assistance for Low-Income Persons	81.042	WX-010-021	65,723
ARRA - Weatherization Assistance for Low-Income Persons*	81.042	HEC-009-026	637,575
ARRA - Weatherization Assistance for Low-Income Persons*	81.042	HEC-010-026	906,357
Weatherization Assistance for Low-Income Persons	81.042	SE-011-026	2,433
			1,719,123
U.S. DEPARTMENT OF HOUSING AND URBAN DEVELOPMENT			
Passed through the Indiana Housing and Community Development Authority:			
Section 8 Housing Choice Vouchers	14.871	None Noted	2,244,579
TOTAL EXPENDITURES OF FEDERAL AWARDS			$ 9,884,033

* *Grant relates to the American Recovery and Reinvestment Act of 2009*

See accompanying notes to schedule of expenditures of federal awards.

KATZ, SAPPER & MILLER

Katz, Sapper & Miller, LLP
Certified Public Accountants

800 East 96th Street
Suite 500
Indianapolis, IN 46240

Tel 317.580.2000
Fax 317.580.2117

Independent Auditors' Report on Compliance with Requirements that Could Have a Direct and Material Effect on Each Major Program and on Internal Control over Compliance in Accordance with OMB Circular A-133

Year Ended December 31, 2010

Board of Directors
South Central Community Action Program, Inc.

Compliance

We have audited South Central Community Action Program, Inc.'s compliance with the types of compliance requirements described in the U. S. Office of Management and Budget (OMB) *Circular A-133 Compliance Supplement* that could have a direct and material effect on each of South Central Community Action Program, Inc.'s major federal programs for the year ended December 31, 2010. South Central Community Action Program, Inc.'s major federal programs are identified in the summary of auditors' results section of the accompanying schedule of findings and questioned costs. Compliance with the requirements of laws, regulations, contracts, and grants applicable to each of its major federal programs is the responsibility of South Central Community Action Program, Inc.'s management. Our responsibility is to express an opinion on South Central Community Action Program, Inc.'s compliance based on our audit.

We conducted our audit of compliance in accordance with auditing standards generally accepted in the United States; the standards applicable to financial audits contained in *Government Auditing Standards*, issued by the Comptroller General of the United States; and OMB Circular A-133, *Audits of States, Local Governments, and Non-Profit Organizations*. Those standards and OMB Circular A-133 require that we plan and perform the audit to obtain reasonable assurance about whether noncompliance with the types of compliance requirements referred to above that could have a direct and material effect on a major federal program occurred. An audit includes examining, on a test basis, evidence about South Central Community Action Program, Inc.'s compliance with those requirements and performing such other procedures as we considered necessary in the circumstances. We believe that our audit provides a reasonable basis for our opinion. Our audit does not provide a legal determination of South Central Community Action Program, Inc.'s compliance with those requirements.

In our opinion, South Central Community Action Program, Inc. complied, in all material respects, with the compliance requirements referred to above that could have a direct and material effect on each of its major federal programs for the year ended December 31, 2010. However, the results of our auditing procedures disclosed instances of noncompliance with those requirements, which is required to be reported in accordance with OMB Circular A-133 and which is described in the accompanying schedule of findings and questioned costs as items 2010-03, 2010-05, and 2010-07.

Internal Control Over Compliance

Management of South Central Community Action Program, Inc. is responsible for establishing and maintaining effective internal control over compliance with the requirements of laws, regulations, contracts, and grants applicable to federal programs. In planning and performing our audit, we considered South Central Community Action Program, Inc.'s internal control over compliance with the requirements that could have a direct and material effect on a major federal program in order to determine our auditing procedures for the purpose of expressing our opinion on compliance and to test and report on internal control over compliance in accordance with OMB Circular A-133, but not for the purpose of expressing an opinion on the effectiveness of internal control over compliance. Accordingly, we do not express an opinion on the effectiveness of South Central Community Action Program, Inc.'s internal control over compliance.

A *deficiency in internal control over compliance* exists when the design or operation of a control over compliance does not allow management or employees, in the normal course of performing their assigned functions, to prevent, or detect and correct, noncompliance with a type of compliance requirement of a federal program on a timely basis. A *material weakness in internal control over compliance* is a deficiency, or combination of deficiencies, in internal control over compliance, such that there is a reasonable possibility that material noncompliance with a type of compliance requirement of a federal program will not be prevented, or detected and corrected, on a timely basis.

Our consideration of the internal control over compliance was for the limited purpose described in the first paragraph of this section and was not designed to identify all deficiencies in internal control over compliance that might be deficiencies, significant deficiencies, or material weaknesses. We did not identify any deficiencies in internal control over compliance that we consider to be material weaknesses, as defined above. However, we identified certain deficiencies in internal control over compliance that we consider to be significant deficieneies as described in the accompanying schedule of findings and questioned costs as items 2010-02, 2010-04, and 2010-06. A *significant deficiency in internal control over compliance* is a deficiency, or a combination of deficiencies, in internal control over compliance with a type of compliance requirement of a federal program that is less severe than a material weakness in internal control over compliance, yet important enough to merit attention by those charged with governance.

South Central Community Action Program, Inc.'s responses to the findings identified in our audit are described in the accompanying schedule of findings and questioned costs. We did not audit South Central Community Action Program, Inc.'s responses and, accordingly, we express no opinion on the responses.

This report is intended solely for the information and use of the South Central Community Action Program, Inc.'s Board of Directors, management, others within South Central Community Action Program, Inc., and federal awarding agencies and pass-through entities, and is not intended to be and should not be used by anyone other than these specified parties.

Katz, Sapper & Miller, LLP

Indianapolis, Indiana
June 6, 2011

SOUTH CENTRAL COMMUNITY ACTION PROGRAM, INC.

SCHEDULE OF FINDINGS AND QUESTIONED COSTS
Year Ended December 31, 2010

SECTION I – Summary of Auditors' Results

Financial Statements

Type of auditor's report issued [*unqualified, qualified, adverse, or disclaimer*]: Unqualified

Internal control over financial reporting:

- Material weakness(es) identified? ___✓___ yes _____ no
- Significant deficiency(ies) identified that are not considered to be material weaknesses? _____ yes ___✓___ none reported
- Noncompliance material to financial statements noted? _____ yes ___✓___ no

Federal Awards

Internal control over major programs:

- Material weakness(es) identified? _____ yes ___✓___ no
- Significant deficiency(ies) identified that are not considered to be material weaknesses? ___✓___ yes _____ none reported

Type of auditor's report issued on compliance for major programs [*unqualified, qualified, adverse, or disclaimer*]: Unqualified

Any audit findings disclosed that are required to be reported in accordance with section 510(a) of OMB Circular A-133? ___✓___ yes _____ no

Identification of major programs:

CFDA Numbers	Name of Federal Program
81.042	ARRA - Weatherization Assistance for Low-Income Persons
81.042	Weatherization Assistance for Low-Income Persons
93.568	Low-Income Home Energy Assistance
93.569	Community Services Block Grant (CSBG Cluster)
93.710	ARRA – Community Services Block Grant (CSBG Cluster)
93.600	Head Start (Head Start Cluster)
93.708	ARRA – Head Start (Head Start Cluster)
93.709	ARRA – Early Head Start (Head Start Cluster)

SOUTH CENTRAL COMMUNITY ACTION PROGRAM, INC.

SCHEDULE OF FINDINGS AND QUESTIONED COSTS (CONTINUED)
Year Ended December 31, 2010

SECTION I – Summary of Auditors' Results (Continued)

Dollar threshold used to distinguish between type A and type B programs:	$300,000
Auditee qualified as low-risk auditee?	✓ yes _____ no

SECTION II – Financial Statement Findings

2010-01: Restatement of 2009 Financial Statements

Criteria: Management is responsible for the design and implementation of internal controls over financial reporting to ensure financial statements will be free of material misstatements.

Condition and Context: There were material misstatements noted in certain account balances reported as of December 31, 2009. As a result, the related balances were restated.

Cause and Effect: Internal controls were not effective in finding and correcting the material misstatement as of December 31, 2009. This demonstrates that there is a material weakness in internal control over financial reporting.

Recommendations: Management should improve internal controls over financial reporting to ensure financial statements will be free of material misstatements specifically in the areas of grant revenue recognition and deferred revenue.

Management Responses: Management's correction of the prior year mistreatment of deferred revenue was made in 2011 and resulted in the prior period adjustment. There were no material misstatements noted during the audit of the December 31, 2010 balances.

SOUTH CENTRAL COMMUNITY ACTION PROGRAM, INC.

SCHEDULE OF FINDINGS AND QUESTIONED COSTS (CONTINUED)
Year Ended December 31, 2010

SECTION III – Federal Award Findings and Questioned Costs

Findings and questioned costs for federal awards including audit findings as defined by OMB Circular A-133 Section 510(a):

U.S. Department of Health and Human Services

2010-02 Low-Income Housing Energy Assistance Program – CFDA 93.568

Significant Deficiency in Internal Control over Compliance

Criteria: All documentation required by The Energy Assistance Program Manual to verify eligibility must be maintained.

Condition and Context: One of the forty client files selected for testing could not be located.

Cause and Effect: The internal controls over compliance in relationship to the requirement were not adequate to ensure proper documentation is maintained for each client. The effect of the deficiency is that the Organization did not fully comply with the requirement set forth by Energy Assistance Program Manual provided by the pass-through agency. The deficiency could result in a client receiving benefits, when the client does not meet the requirements for eligibility for those benefits.

Recommendation: The Organization should implement adequate internal controls and procedures to ensure that information needed for the client files is maintained.

Management Responses: The recommended procedures will be implemented as described above.

SECTION III – Federal Award Findings and Questioned Costs (Continued)

2010-03 Low-Income Housing Energy Assistance Program – CFDA 93.568

Eligibility

Criteria: All documentation required by The Energy Assistance Program Manual to verify eligibility must be maintained.

Condition and Context: One of the forty client files selected for testing could not be located.

Cause and Effect: As noted above in finding 2010-02, the internal controls over compliance in relationship to the requirement were not adequate to ensure all documentation was properly maintained for each client. The effect of the deficiency is that the Organization did not comply with the requirement as set forth by the Energy Assistance Program Guidance provided by the pass-through agency.

Recommendation: The Organization should implement adequate internal controls and procedures to ensure that information needed for the client files is maintained.

Management Responses: The recommended procedures will be implemented as described above.

SCHEDULE OF FINDINGS AND QUESTIONED COSTS (CONTINUED)
Year Ended December 31, 2010

SECTION III – Federal Award Findings and Questioned Costs (Continued)

2010-04 Head Start Cluster – CFDA 93.600, 93.708, 93.709

Significant Deficiency in Internal Control over Compliance

Criteria: The Office of Human Development Services, of the U.S. Department of Health and Human Services, Program Performance Standards section 1304.2 states that a grantee must "obtain from a health care professional a determination as to whether the child is up-to-date on a schedule of age appropriate preventative and primary healthcare which includes medical, dental, and mental health."

Condition and Context: One of the forty client files selected for testing had no documentation of a current physical examination.

Cause and Effect: The internal controls over compliance in relationship to the requirement were not adequate to ensure proper documentation is maintained in each client's file. The effect of the deficiency is that the Organization did not fully comply with the requirement set forth by the U.S. Department of Health and Human Services Guidance. The deficiency could result in a client receiving benefits, when the client does not meet the requirements for eligibility for those benefits.

Recommendation: The Organization should implement adequate internal controls and procedures to ensure that information needed for the client files is complete and timely, consistent with the required standards. The Organization should also develop a process to suspend or deny assistance if current documentation is not provided by the client during re-verification.

Management Responses: The recommended procedures will be implemented as described above.

SECTION III – Federal Award Findings and Questioned Costs (Continued)

2010-05 Head Start Cluster – CFDA 93.600, 93.708, 93.709

Eligibility

Criteria: The Office of Human Development Services, of the U.S. Department of Health and Human Services, Program Performance Standards section 1304.2 states that a grantee must "obtain from a health care professional a determination as to whether the child is up-to-date on a schedule of age appropriate preventative and primary healthcare which includes medical, dental, and mental health."

Condition and Context: One of the forty client files selected for testing had no documentation of a current physical examination.

Cause and Effect: As noted above in finding 2010-04, the internal controls over compliance in relationship to the requirement were not adequate to ensure all documentation was properly included and all files were maintained. The effect of the deficiency is that the Organization did not comply with the requirement as set forth by the U.S. Health and Human Services Guidance.

Recommendation: The Organization should implement adequate internal controls and procedures to ensure that information needed for the client files is complete and timely. The Organization should maintain all documentation and periodically review files for completeness.

Management Responses: The recommended procedures will be implemented as described above.

SCHEDULE OF FINDINGS AND QUESTIONED COSTS (CONTINUED)
Year Ended December 31, 2010

SECTION III – Federal Award Findings and Questioned Costs (Continued)

2010-06 Head Start Cluster – CFDA 93.600, 93.708, 93.709

Significant Deficiency in Internal Control over Compliance

Criteria: The OMB Circular A-133 2010 Compliance Supplement states that the Davis-Bacon Act applies to all construction or major renovation of facilities under the Head Start program. The requirements of the Davis-Bacon Act are that a prevailing wage must be used by the contractor or sub-contractor, and weekly certified payrolls must be submitted to the Head Start agency.

Condition and Context: The Organization did renovation on one of its facilities, and the Davis-Bacon Act was not followed during this project. A prevailing wage was not used and weekly certified payrolls were not submitted to the Head Start agency, as required by the guidance.

Cause and Effect: The internal controls over compliance in relationship to the requirement were not adequate to ensure requirements of the program were met. The effect of the deficiency is that the Organization did not fully comply with the requirement set forth by the U.S. Department of Health and Human Services.

Recommendation: The Organization should implement adequate internal controls and procedures to ensure that all requirements are being met when any new project is started. The Organization should consult with a member of management who has the necessary knowledge of the program requirements before entering into any new contract for a construction or renovation project.

Management Responses: The recommended procedures will be implemented as described above.

SECTION III – Federal Award Findings and Questioned Costs (Continued)

2010-07 Head Start Cluster – CFDA 93.600, 93.708, 93.709

Davis-Bacon Act

Criteria: The OMB Circular A-133 2010 Compliance Supplement states that the Davis-Bacon Act applies to all construction or major renovation of facilities under the Head Start program. The requirements of the Davis-Bacon Act are that a prevailing wage must be used by the contractor or sub-contractor, and weekly certified payrolls must be submitted to the Head Start agency.

Condition and Context: The Organization did renovation on one of its facilities, and the Davis-Bacon Act was not followed during this project. A prevailing wage was not used and weekly certified payrolls were not submitted to the Head Start agency, as required by the guidance.

Cause and Effect: As noted above in finding 2010-08, the internal controls over compliance in relationship to the requirement were not adequate to ensure all program requirements were met. The effect of the deficiency is that the Organization did not comply with the requirement as set forth by the U.S. Department of Health and Human Services.

Recommendation: The Organization should implement adequate internal controls and procedures to ensure that before any new construction or renovation project, a member of management who is knowledgeable of program requirements ensures all requirements are being met.

Management Responses: The recommended procedures will be implemented as described above.

SECTION IV – Summary Schedule of Prior Audit Findings

No prior year findings.

Jack Hopkins Social Services Funding Application (43-C)

Funding Sheet

Lead Agency:

Name: Down Syndrome Family Connection

Is the Lead Agency a 501(c)(3)? ■ Yes ☐ No | Is this a collaborative project? ■ Yes ☐ No

Number of Agency Employees: Full-time 2 Part-time 0 Volunteers 5

Address where Project will be facilitated or housed:
First Presbyterian Church, 221 E 6th St, Bloomington, IN 47403

Name of Project Administrator: Cyndi Johnson

Address: 2103 S Georgetown Rd, Bloomington, IN 47401

Telephone & E-mail: 812-219-2338, cyndi@fvindiana.org

Name of other participating agencies, if different from Lead Agency: Visually Impaired Preschool Services, Bloomington

Proposed Project:

Title of Project: Growing Together Early Learning Series

Total Cost of Project: $2000

Requested JHSSF Amount: $2000

Other Funds Expected for Project:

Amount	Source	Confirmed or Pending
n	at this time, but facility use and accessible parking is being provided free of charge	

Number of Clients Served by this Project in 2012: capacity for 10 families (1 parent, 1 child with a disability)

Number of City Residents Served by this Project in 2012: capacity for 10 families (1 parent, 1 child with a disability)

Is this a request for operational costs? ■ Yes ☐ No

If "yes," is the request for a pilot project or for bridge funding? ■ Pilot ☐ Bridge

Example	
Tables:	*5 tables @ $12.00 each*
Chairs:	*20 chairs @ $8.00 each*

Funding Information:

Please note: Due to limited funds, the Committee often recommends partial funding for a program. In the interest of helping the Committee best decide how to distribute funds, please provide an itemized list of program elements, ranked by priority and their costs.

ITEM	COST
nstructor Fees ($75 stipend per session, 4 sessions total)	$300
Advertising (postcards plus postage to 200 First Steps and special education preschool families)	$200
Supplies for gift bags ($25 per bag, per family, per session, 40 bags total)	$1000
Program Coordination (preparation, advertising, registration, purchase and assembly of gift bags, etc)	~~$600~~ $500

Claim Submission Date: *(check one)* ☑ July 2012 – September 2012 ☐ October 2012 – December 2012

Jack Hopkins Social Services Funding Application

Agency Contact Sheet

Lead Agency:

Name: Down Syndrome Family Connection

Address: 2600 S Henderson St., Ste. 157

Bloomington, IN 47401

Phone & E-Mail: 812-720-9603, info@downsyndromefamilyconnection.org

Website: www.downsyndromefamilyconnection.org

President of Board of Directors: Rosalie Founds

Director Information

Director of Lead Agency: Cyndi Johnson, Board member

Director's Address: 2103 S Georgetown Rd.

Phone & E-Mail: 812-219-2338, cyndi@fvindiana.org

Presenter Information

Name of Person to Present Application to the Committee: Cyndi Johnson

Address: see above

Phone & E-mail: see above

Grant Writer Information

Name of Grant Writer: Cyndi Johnson

Address: see above

Phone & E-Mail: see above

Please also include:

- The Agency's Mission Statement in Two-Page Application Narrative
- A Simple Program Budget for use of requested funds (please check your math)
- A year-end financial statement that includes fund balances and total revenue & expenditures

Growing Together Early Learning Series

Down Syndrome Family Connection's purpose is to promote greater acceptance and understanding of Down syndrome; to educate, inform and involve all people to recognize the uniqueness and capabilities of individuals with Down syndrome and the inherent dignity of all people with developmental disabilities; and to provide education and support for communities, families and individuals living, learning, and growing with Down syndrome.

DSFC's year-end financial statement is enclosed.

Visually Impaired Preschool Services, Bloomington mission is to offer appropriate services to infants, toddlers, and preschoolers who are visually impaired and to their families—to maximize each child's developmental potential through direct services, advocacy, and community education.

Note VIPS is in its first year of services and has no "end of year" financial statement at this time.

Growing Together Early Learning Series will engage parents of young children in activities that support the development of critical skills that promote early learning and help their child make progress toward developmental milestones. We propose a training series targeting children with disabilities who are between one and five years of age. Each session will target a different developmental domain, with special attention given to strategies for children with low-vision (as needed):

- Speech and language
- Gross motor
- Fine motor
- Social emotional development

Early intervention for children with disabilities lays a solid, essential foundation for their future. This series will connect early intervention specialists with parents in a unique setting. Parents will attend each session with their child and receive hands-on training from a Speech Language Pathologist (speech/language session), Physical Therapist (gross motor session), Occupational Therapist (fine motor session), or Developmental Therapist (social emotional session). The goal of each session will be to teach parents activities they can do during everyday routines or play that will help a child learn and develop skills in the targeted areas. For example, during the social emotional session, parents might learn how to use books to engage their child in back and forth conversation, establish eye contact and elicit emotion, actions which help develop the communication skills critical to social development. During the fine motor session, parents might learn tricks such as placing toys on a child's weak side so they have to activate those weak muscles to reach it, which is a simple way to work on developing muscle tone. At each session, families would receive a gift bag with toys or items used in the lesson for that class. The gift bag will be both an incentive to attend classes as well as a way to help families carry over the skills and activities they learned from class to home.

Parent/child classes are an effective way to help educate parents on simple but helpful ways they can aid their child's development through every day interactions. One universal truth is that parents of

young children are very busy, and life with a toddler or preschool child can be hectic. Parents who have children with disabilities can feel especially overwhelmed by the "assignments" given to them by doctors and therapists. Busy parents often don't feel they can find the time to add "therapy homework" to their daily "to do" lists. This program will help parents see that skill-building activities can be part of the everyday routines of parenting; they don't have to feel like a chore, or even occur at a special time set aside to focus on therapy. Even a mundane task like diaper changing can have developmental benefits if you use that time to do a 30-second motor exercise or give your child a few minutes to focus on a sensory toy instead of wriggling off the changing table! Learning these tricks of the trade will help parents feel more confident in their ability to make a difference in their child's development. Knowing they have learned a dozen or more simple ways to help their child at each class will definitely give parents hope that their child's life and development will be better today, tomorrow, and every day. We also believe that the connections participants will make with other families and the program coordinator (who is the parent of a child with special needs and a trained disability consultant), will bring them hope for a better life as they share a common experience of learning skills to help their child.

Further, the program coordinator is the parent of 2 children with special needs and a trained disability advocate and consultant. She will be available to parents throughout the sessions and outside of the sessions to ~~empower~~ assist parents with information on services and supports, empowering parents to advocate for their child now and into the future.

2011 Financial Statement

INCOME

Buddy Walk - $9,011

Calendar Sales - $2,862

General Donations - $2,576

Resource Fair registrations - $650

Calendar Sponsors - $2,500

Buddy Walk Sponsors - $4,225

Promo Item Sales - $835

Buddy Run - $871

TOTAL INCOME - $23,530

EXPENSES

Administrative - $1,398

Events & Programs - $3,016

DSFC Items -$8,284 (promotional)

Buddy Walk - $8,877

Buddy Run - $790

TOTAL EXPENSES - $22,365

Balance: $11,422.02

Memorandum of Understanding

This Memorandum of Understanding (MOU) is to document an existing service partnership between Down Syndrome Family Connection (hereafter "DSFC") and Visually Impaired Preschool Services Bloomington (hereafter VIPS-B) for the purposes of applying for 2012 funding from the City of Bloomington Jack Hopkins Social Service Fund to support the "Growing Together Early Learning Series" (hereafter "Series") at First Presbyterian Church in Bloomington, IN.

For the purposes of the Series, DSFC agrees to perform the following:

- Design, print, and mail postcards to potential participant families.
- Handle registrations.
- Assist in identifying and selecting a therapist for each session.
- Assist selected therapists with developing session content and activities.
- Provide a host at each session.
- Provide correspondence with the venue.
- Design and implement an evaluation process for therapists and participants.

For the purposes of the Series, VIPS-B agrees to perform the following:

- Provide accounting for all grant monies and expenditures.
- Assist in securing and assembling items for gift bags.
- Assist in identifying and selecting a therapist for each session.
- Assist selected therapists with developing session content and activities.
- Provide assistance to each therapist in adapting session activities for children with a visual impairment.
- Provide a host at each session.

By signing below, the parties have hereby committed to the memorandum of understanding.

Authorized representative of DSFC: Cynthia A. Johnson, board member

Signature: Cynthia A Johnson Date: 4/16/12

Authorized representative of VIPS-B:

Signature: Rebecca Lo Date: 4/11/12

Jack Hopkins Social Services Funding Application

44-C

Funding Sheet

Lead Agency:

Name: The Chamber's Franklin Initiative and the Monroe County Community School Corporation

Is the Lead Agency a 501(c)(3)? ■ Yes ☐ No | Is this a collaborative project? ■ Yes ☐ No

Number of Agency Employees: Full-time 4 Part-time 0 Volunteers 300

Address where Project will be facilitated or housed:
400 West 7th Street Ste. 102, Bloomington, IN 47404 (Graduation Coaches work on-site at BHS North and BHS South)

Name of Project Administrator: Matt Wysocki

Address: 400 West 7th Street Ste 102, Bloomington, IN 47404

Telephone & E-mail: (812) 336-6381 mwysocki@chamberbloomington.org

Name of other participating agencies, if different from Lead Agency: Monroe County Community School Corp.

Proposed Project:

Title of Project: The Graduation Coach Initiative at BHS North and BHS South

Total Cost of Project: $83,500.00

Requested JHSSF Amount: $12,000

Other Funds Expected for Project:

Amount	Source	Confirmed or Pending
	hamber Foundation ($9,333 - committed), IU Credit Union ($6,667 - committed), Dennis Shoup Memorial Fund ($4,500 - committed)	
	r&T Foundation ($40,000 - pending), Fifth Third Bank Foundation ($1,000 - committed), other sources ($10,000 - committed)	

Number of Clients Served by this Project in 2012: 160

Number of City Residents Served by this Project in 2012: 120 (estimated)

Is this a request for operational costs? ■ Yes ☐ No

If "yes," is the request for a pilot project or for bridge funding? ☐ Pilot ■ Bridge

Example:
Tables: 5 tables @ $12.00 each
Chairs: 20 chairs @ $8.00 each

Funding Information:

Please note: Due to limited funds, the Committee often recommends partial funding for a program. In the interest of helping the Committee best decide how to distribute funds, please provide an itemized list of program elements, ranked by priority and their costs.

ITEM	COST
Graduation Coach Salary and Fringe Benefits	$12,000

Any amount will bring us closer to our goal of providing a dedicated Graduation Coach for every student who needs one through the end of the end of the 2012-13 school year.

Claim Submission Date: *(check one)*

☐ July 2012 – September 2012 ☑ October 2012 – December 2012

☐ Other

Jack Hopkins Social Services Funding Application

Agency Contact Sheet

Lead Agency:

Name: The Franklin Initiative

Address: 400 West 7th Street, Ste. 102

Bloomington, IN 47404

Phone & E-Mail: 336-6381 mwysocki@chamberbloomington.org

Website: www.franklininitiative.com

President of Board of Directors: Jim Whitlatch

Director Information

Director of Lead Agency: Christy Gillenwater, President & CEO

Director's Address: 400 West 7th Street, Ste. 102

Phone & E-Mail: 336-6381 cgillenwater@chamberbloomington.org

Presenter Information

Name of Person to Present Application to the Committee: Matt Wysocki

Address: 400 West 7th Street, Ste. 102

Phone & E-mail: 336-6381 mwysocki@chamberbloomington.org

Grant Writer Information

Name of Grant Writer: Matt Wysocki

Address: 400 West 7th Street, Ste. 102

Phone & E-Mail: 336-6381 mwysocki@chamberbloomington.org

Please also include:

- The Agency's Mission Statement in Two-Page Application Narrative
- A Simple Program Budget for use of requested funds (please check your math)
- A year-end financial statement that includes fund balances and total revenue & expenditures

Jack Hopkins Social Services Funding Application 2012
The Franklin Initiative's Graduation Coach Initiative

This proposal is to request a one-time grant of $12,000 to support the Graduation Coach Initiative at BHS North and BHS South through the end of 2012-13 MCCSC school year. The program suffered the loss of a $55,000 per year grant from the U.S. Department of Education (funding ends on June 30, 2012), and is in need of bridge funds in order to continue for the current year. Although the program also operates at Edgewood High School, this funding would only be used to sustain the positions at BHSN and BHSS, thus ensuring that the funds primarily benefit City residents.

Mission of agency: The mission of the Chamber's Franklin Initiative is to facilitate partnerships between the business and school communities that increase student engagement and achievement through real-world learning experiences that prepare them for future education and success.

The Franklin Initiative is a program of the Greater Bloomington Chamber of Commerce incorporated as a 501(c)3 nonprofit. It began in 1999 in response to thousands of local manufacturing job losses in the 1990's, in order to foster a new generation of lifelong learners prepared to meet and adapt to changing workforce needs. Today, it works in partnership with both local school districts to impact more than 2,000 students annually with programs including career fairs, company tours, job shadowing, service learning, career panels, mock interviews, the Reality Store, and the Graduation Coach Initiative.

Nature of proposed project: The Graduation Coach Initiative is a unique cross-sector partnership with MCCSC and RBBCSC that began in 2007 to directly address rising dropout rates. After five years, this program has shown clear evidence of success at keeping students in school and on-track for graduation.

Research abundantly shows a strong correlation between the presence of a caring adult and positive school outcomes for at-risk youth. However, many students who struggle lack support from parents. Due to declining resources, school guidance counselors and social workers now have to cover more than 400 students each, and are assigned many time-consuming tasks such as test administration and scheduling that have little to do with guidance.

The Graduation Coach Initiative developed in direct response to this gap. Graduation Coaches are trained social workers who work in-school to serve as adult advocates for students identified as at-risk of dropping out. The program relies on an acclaimed research-based model for keeping kids in school, called Check & Connect, listed by the U.S. Department of Education's *What Works Clearinghouse* as having 'strong evidence' of keeping kids in school.

Graduation Coaches serve as mentors/advocates for a small caseload of 50-60 at-risk students at each high school. Through regular meetings, monitoring grades and attendance, and connecting with parents, they develop supportive relationships that last throughout each student's high school years. Students are automatically referred if they have a GPA below 2.0, low credit attainment, or ten or more absences in the past year.

The Graduation Coaches are having an undeniable positive impact. 194 out of the 219 youths served by a during the 2010-2011 school year either graduated or advanced to the next grade, and only 25 dropped out. That's a retention/completion rate of 89% - astonishing considering that these students' average GPA was below 1.500, and 25% of them were on court-ordered probation. In addition, 60% of students improved their GPA, and many students improved their attendance and credit attainment as well.

From these outcomes, it is plain to see how this program contributed to a 20% reduction in the annual number of dropouts over the past two years, bringing the total number of dropouts to a five-year

low. Since the program began in 2007, local graduation rates have steadily increased to their highest levels ever:

	2007	2008	2009	2010	**2011**
BHS North	79.2%	81.2%	76.1%	83.4%	**85.6%**
BHS South	80.2%	83.2%	87.5%	86.4%	**90.0%**
Edgewood HS	82.2%	84.2%	91.4%	95.3%	**91.1%**

Broad and long-lasting contribution: The personal and societal costs of the high school dropout crisis are well documented. Dropouts are almost twice as likely to be unemployed than high school graduates, and earn $9,000 less per year on average. They are eight times as likely to be in jail or prison (75% of state prison inmates did not complete high school). Additionally, dropouts are far more likely to require public assistance such as housing subsidies, food stamps, and utility assistance. It is estimated that converting a dropout to a graduate would yield a lifetime public benefit of $209,000 in higher government revenues and lower government spending.[1]

Addresses a previously identified priority: This proposal directly addresses needs identified in the 2003 SCAN report. *SCAN Chapter 1: Educational Attainment* refers to children of families in economic risk who change schools frequently, lack positive adult mentoring relationships, engage in increased absenteeism from school, and contribute to increased juvenile delinquency; this accurately describes many of the youths on the Graduation Coaches' caseloads. *SCAN Chapter 8: Youth Development* calls for more positive adult mentoring/role modeling and expanding the current capacity of high-quality mentoring and youth leadership programs, including a focus on low-income youth, and to promote areas of professional interest.

Primarily benefits City residents and low-income populations: The program serves at-risk youth in grades 8 to 12 who are primarily from low income households. 60% of students on the caseload are enrolled in the free or reduced price (FRP) lunch program, although the true percentage is higher because not all families who are eligible enroll in the FRP lunch program. The majority of MCCSC students live within the Bloomington City limits, as do students on the BHS North and BHS South Graduation Coach caseloads.

Significant contribution to program: This funding request is leveraged by matching funds from a variety of sources. The program costs $116,850 per year, and about two-thirds of that amount ($83,500) is for the two MCCSC Graduation Coaches. The Chamber's current $50,000 per year grant from the AT&T Foundation is in its fourth and final year, but we anticipate receiving a new, two-year, $60,000 per year award from AT&T for this program, which will be announced in June 2012. This would cover 50% of the program through the 2013-14 school year. We have also secured funding from the IU Credit Union ($10,000), the Dennis Shoup Memorial Fund ($4,500), 5/3 Bank Foundation ($1,000), and a $10,000 commitment which has not yet been officially announced. In addition, the Chamber will continue to provide $14,000 of its own funds to sustain the program. This still leaves a gap of approximately $12,000 to continue the program at MCCSC high schools through the 2012-2013 school year.

[1] SOURCE: H. Levin, C. Belfield, P. Muennig, and C. Rouse, The Costs and Benefits of an Excellent Education for All of America's Children (New York: Teacher's College, Columbia University, 2007).

The Graduation Coach Initiative

Funding Period: July 1, 2012 to June 30, 2014

PROJECT EXPENSES

Expense Item	Total for Program	RBBCSC Portion	MCCSC Portion	NOTES
Graduation Coach Salaries & Taxes	$ 105,000	$ 33,000	**$ 72,000**	Total 3 FT staff
Fringe Benefits	$ 10,800	$ -	**$ 10,800**	RBBCSC staff does not use
Travel	$ 550	$ 183	**$ 367**	local travel
Supplies	$ 250	$ 83	**$ 167**	misc. office supplies
Student Incentives	$ 250	$ 83	**$ 167**	rewards for attendance, etc.
Office Space, Technology, etc.	in-kind	in-kind	**in-kind**	provided by schools
Total Project Expenses	**$ 116,850**	**$ 33,350**	**$ 83,500**	

PROJECT FUNDING SOURCES

Source	Total for Program	RBBCSC Portion	MCCSC Portion	NOTES
Chamber Foundation	$ 14,000	$ 4,667	**$ 9,333**	Committed
Indiana University Credit Union	$ 10,000	$ 3,333	**$ 6,667**	Committed
Dennis Shoup Memorial Fund	$ 4,500	$ -	**$ 4,500**	Committed
Fifth Third Bank Foundation	$ 1,000	$ -	**$ 1,000**	Committed
Other Funding Commitments	$ 10,000	$ -	**$ 10,000**	Committed
AT&T Foundation	$ 60,000	$ 20,000	**$ 40,000**	Anticipated - pending
City of Bloomington Jack Hopkins	$ 12,000	$ -	**$ 12,000**	Requested
Total Committed or Anticipated Funding	**$ 111,500**	**$ 28,000**	**$ 83,500**	

	Total for Program	RBBCSC Portion	MCCSC Portion
Additional Amount Needed	**$ 5,350**	**$ 5,350**	**$ -**

Memorandum of Understanding

This Memorandum of Understanding (MOU) is to document an existing service partnership between The Greater Bloomington Chamber of Commerce Franklin Initiative (hereafter "FI") and Monroe County Community School Corporation (hereafter "MCCSC") for the purposes of applying for 2012 funding from the City of Bloomington Jack Hopkins Social Service Fund to support the Chamber's Graduation Coach Initiative (hereafter "Project") at Bloomington High School North and Bloomington High School South.

The Chamber's Graduation Coach Initiative began in 2007 to provide at-risk students in local high schools with a dedicated in-school adult mentor/advocate who works with them intensively to improve academic performance and prepare them for continuing education and career success after graduation.

For the purposes of the Project, MCCSC agrees to continue to perform the following:

- Provide in-school access to students who are referred to the Graduation Coaches' caseload, including access to the computerized student database for students on their caseload.
- Assist in the identification of appropriate students for the Graduation Coach Initiative.
- Provide office space, computers, telephones, internet access, email accounts, photocopying, and other physical office and technology resources as needed for Graduation Coaches to perform their jobs on-site at both schools.
- Comply with data requests by third-party evaluation contractors as may be required to meet data collection requirements by program funders.

For the purposes of the Project, FI agrees to continue to staff a full-time Graduation Coach at both schools to provide one-on-one counseling, monitoring, and support for identified students. This entails the following activities:

- Provide supervision of the Graduation Coaches
- Provide program management, including financial and personnel administration
- Obtain funding as needed to finance the salary and fringe benefits for the Graduation Coaches and for other related program expenses.

By signing below, the parties have hereby committed to this memorandum of understanding.

Authorized Representative of Monroe County Community School Corporation:

Name of Authorized Representative: Dr. Judith A. DeMuth, MCCSC Superintendent of Schools

Signature: _____ Date: 4/5/2012

Authorized Representative of the Greater Bloomington Chamber of Commerce's Franklin Initiative:

Name of Authorized Representative: Christy Gillenwater, President and CEO

Signature: _____ Date: 4/9/2012

Audited Financials

Blmgtn Chamber of Commerce Foundation
Balance Sheet
August 31, 2011

ASSETS

Current Assets			
Cash	$	32,116.81	
Accts Rec - MCCSC Subcontract		14,947.39	
Total Current Assets			47,064.20
Total Assets			$ 47,064.20

LIABILITIES AND CAPITAL

Current Liabilities			
Accounts Payable - Chamber	$	18,237.21	
Deferred Rev - Awards Ceremony		450.00	
Def Rev - LearnMore IN Grant		11,319.83	
Total Current Liabilities			30,007.04
Total Liabilities			30,007.04
Capital			
Retained Earnings		17,983.94	
Net Income		(926.78)	
Total Capital			17,057.16
Total Liabilities & Capital			$ 47,064.20

Blmgtn Chamber of Commerce Foundation
Income Statement
For the Twelve Months Ending August 31, 2011

	Current Month Actual	Current Month Budget	Year to Date Actual	Year to Date Budget
Revenues				
Contributions- Commty Support	$ 3,000.00	$ 0.00	$ 8,250.00	$ 0.00
Interest from Checking Acct	2.39	125.00	420.91	1,500.00
Chamber Contribution	0.00	0.00	0.00	0.00
Lazarus Event	0.00	0.00	0.00	0.00
Rechter Grant	0.00	0.00	0.00	0.00
Community Foundation Endowment	0.00	0.00	3,872.00	5,000.00
Dept of Commerce Grant	0.00	0.00	0.00	0.00
Scholarship	0.00	0.00	0.00	0.00
School to Career Grant -Reg 10	0.00	0.00	0.00	0.00
Mr. D's Program	0.00	0.00	0.00	0.00
AT&T Grant	0.00	0.00	50,000.00	50,000.00
Monroe County Foundation	0.00	0.00	0.00	0.00
Awards Ceremony	0.00	0.00	15,175.00	20,000.00
Funds Allocated for 2003	0.00	0.00	0.00	0.00
Other Income	0.00	0.00	432.48	0.00
Roast	0.00	0.00	0.00	0.00
Misc. Grants	0.00	0.00	5,500.00	0.00
Cape Grant-Internship Program	0.00	0.00	0.00	0.00
Cape Grant - BBBS	0.00	0.00	0.00	0.00
Cape Grant - Service Learning	0.00	0.00	0.00	0.00
Cape Grant - Assets Booklet	0.00	0.00	0.00	0.00
Misc. Income	0.00	0.00	0.00	0.00
In-Kind Contributions	0.00	0.00	0.00	0.00
MCCSC Contribution	0.00	0.00	19,000.00	19,000.00
RBBCSC Contribution	0.00	0.00	4,000.00	4,000.00
Grant - City of Bloomington	0.00	0.00	0.00	0.00
Cape Grant - Youth & Govt	0.00	0.00	0.00	0.00
Grant - United Way	0.00	0.00	5,200.00	10,000.00
Consulting Fees	0.00	0.00	0.00	0.00
Grant - Monroe County	0.00	0.00	0.00	0.00
Grant - Dept of Labor	0.00	0.00	0.00	0.00
Grant - SSI	0.00	0.00	0.00	0.00
Grant - State	0.00	0.00	0.00	0.00
Grant - IN Workforce	0.00	0.00	0.00	0.00
Employment Fair	0.00	0.00	1,740.00	2,000.00
Grant - Community Foundation	0.00	0.00	0.00	0.00
MCCSC - DOE	0.00	0.00	0.00	0.00
MCCSC - Subcontract	8,368.15	4,957.00	79,248.66	59,484.00
MCCSC - Title 5	0.00	0.00	0.00	0.00
IU - ADA Grant	0.00	0.00	0.00	0.00
Grant - Learn More IN	1,350.00	1,800.00	14,680.17	19,800.00
Life Science Fair	0.00	0.00	0.00	0.00
Technology Fair	0.00	0.00	0.00	0.00
MCCSC - Salary Reimbursement	0.00	0.00	0.00	0.00
Total Revenues	12,720.54	6,882.00	207,519.22	190,784.00
Cost of Sales				
COS - JA Program	0.00	0.00	0.00	0.00
COS - Reality Store	0.00	0.00	0.00	0.00
COS - Marketing	0.00	0.00	0.00	0.00
COS - Other Programs	0.00	0.00	0.00	0.00
COS - Administration	0.00	0.00	0.00	0.00
COS - Community Support	0.00	0.00	0.00	0.00
COS - Scholarship	0.00	0.00	0.00	0.00
COS - Awards Ceremony	0.00	0.00	8,192.00	10,000.00

Blmgtn Chamber of Commerce Foundation
Income Statement
For the Twelve Months Ending August 31, 2011

	Current Month Actual	Current Month Budget	Year to Date Actual	Year to Date Budget
COS - Roast	0.00	0.00	0.00	0.00
COS - IN Workforce Grant	0.00	0.00	0.00	0.00
COS - Employment Fair	143.00	0.00	301.00	1,400.00
COS - Life Science Fair	0.00	0.00	0.00	0.00
COS - Technology Fair	0.00	0.00	0.00	0.00
COS- Franklin Initiative	0.00	0.00	0.00	0.00
COS - FI Contract Labor	0.00	0.00	0.00	0.00
COS - Cape Serv Learning Grant	0.00	0.00	0.00	0.00
COS - Life Sciences Grant	0.00	0.00	0.00	0.00
Total Cost of Sales	143.00	0.00	8,493.00	11,400.00
Gross Profit	12,577.54	6,882.00	199,026.22	179,384.00
Expenses				
Salaries - FI	6,665.53	11,800.00	135,439.53	141,600.00
Hourly Wages - FI	714.00	2,000.00	27,846.00	28,200.00
Salary Reimbursement - FI	0.00	0.00	2,085.00	3,820.00
Work Study - FI	0.00	0.00	1,250.00	1,250.00
Payroll Taxes - FICA	342.47	980.00	11,795.47	12,390.00
Payroll Taxes - FUTA - FI	0.00	0.00	341.00	325.00
Payroll Taxes - SUTA - FI	0.00	0.00	238.00	700.00
Employee Insurance - FI	1,201.00	890.00	11,712.00	10,324.00
Facility Rental - FI	0.00	0.00	0.00	0.00
Telephone - FI	33.00	45.00	438.00	540.00
Computer Support - FI	50.00	50.00	600.00	600.00
Internet - FI	0.00	0.00	0.00	0.00
Equipment Purchases - FI	0.00	0.00	0.00	0.00
Professional Services - FI	0.00	0.00	1,500.00	1,500.00
Contract Labor - FI	0.00	0.00	0.00	0.00
Staff Expense - FI	284.00	100.00	1,432.00	1,200.00
Purchased Travel - FI	0.00	0.00	554.00	0.00
Meetings & Conferences - FI	0.00	0.00	363.00	300.00
Meals & Lodging - FI	37.00	25.00	820.00	300.00
Training - FI	0.00	75.00	0.00	900.00
Promotion & Advocacy - FI	0.00	0.00	0.00	0.00
4Community Grant - FI	0.00	0.00	0.00	0.00
Community Engagement - FI	50.00	0.00	800.00	0.00
Dues & Subscriptions - FI	0.00	0.00	582.00	0.00
Bank Charges - FI	0.00	0.00	0.00	0.00
Office Supply - FI	32.00	100.00	515.00	1,200.00
Office Operations - FI	30.00	50.00	367.00	600.00
Postage & Freight - FI	15.00	25.00	81.00	500.00
Printing - FI	249.00	75.00	631.00	900.00
Miscellaneous - FI	0.00	0.00	563.00	0.00
Total Expenses	9,703.00	16,215.00	199,953.00	207,149.00
Net Income	$ 2,874.54	$ (9,333.00)	$ (926.78)	$ (27,765.00)

45-C

Jack Hopkins Social Services Funding Application

Funding Sheet

Lead Agency:

Name: Harmony Education Center

Is the Lead Agency a 501(c)(3)? ☒ Yes ☐ No | Is this a collaborative project? ☒ Yes ☐ No

Number of Agency Employees: Full-time 23 Part-time 9 Volunteers 300

Address where Project will be facilitated or housed:
909 East 2nd Street Bloomington, IN 47401

Name of Project Administrator: Steven Bonchek

Address: 909 East 2nd Street

Telephone & E-mail: 812-334-8349 harmony@indiana.edu

Name of other participating agencies, if different from Lead Agency: Mother Hubbard's Cupboard

Proposed Project:

Title of Project: Plants, Produce, and Seed Distribution Project

Total Cost of Project: $7,227.80

Requested JHSSF Amount: $5,477.80

Other Funds Expected for Project:

Amount	Source	Confirmed or Pending
~~1,750.00~~ $1,750	Nature's Crossroads and LIFE Farm (Donation of time and Seeds)	Confirmed

Number of Clients Served by this Project in 2012: 6,232

Number of City Residents Served by this Project in 2012: 3,640

Is this a request for operational costs? ☒ Yes ☐ No

If "yes," is the request for a pilot project or for bridge funding? ☒ Pilot ☐ Bridge

Example:
Tables: 5 tables @ $12.00 each
Chairs: 20 chairs @ $8.00 each

Funding Information:

Please note: Due to limited funds, the Committee often recommends partial funding for a program. In the interest of helping the Committee best decide how to distribute funds, please provide an itemized list of program elements, ranked by priority and their costs.

ITEM	COST
1 Storage Shed @ 797.00 and 2 Picnic tables @ $88	$973.00
Salary for creating, implementing, and documenting the curriculum	$3,080
1 Outdoor Sink @ $164.86 and 1 Food Scale @ $258.80	$423.66
Hose, water wand, and hose reel	$178.60
Kid sized garden tools	$575.40
35 Packs of Seed Envelopes @ 1.49	$52.15
Harvest Baskets 10 @ $3.50	$35.00
Camera	$159.99

Claim Submission Date: *(check one)*

☑ July 2012 – September 2012 ☐ October 2012 – December 2012

☐ Other

Jack Hopkins Social Services Funding Application

Agency Contact Sheet

Lead Agency:

Name: Harmony Education Center

Address: 909 East 2nd Street

Bloomington, IN 47401

Phone & E-Mail: 812-334-8349 harmonyoffice@harmonyschool.org

Website: www.harmonyschool.org

President of Board of Directors: Steven Bonchek

Director Information

Director of Lead Agency: Steven Bonchek

Director's Address: 909 East 2nd Street

Phone & E-Mail: 812-334-8349

Presenter Information

Name of Person to Present Application to the Committee: Steven Bonchek

Address: 909 East 2nd Street

Phone & E-mail: 812-334-8349 harmony@indiana.edu

Grant Writer Information

Name of Grant Writer: Steven Bonchek

Address: 909 East 2nd Street

Phone & E-Mail: 812-334-8349 harmony@indiana.edu

Please also include:

- The Agency's Mission Statement in Two-Page Application Narrative
- A Simple Program Budget for use of requested funds (please check your math)
- A year-end financial statement that includes fund balances and total revenue & expenditures

Harmony Education Center and Mother Hubbard's Cupboard respectfully request a one-time grant of $5,477.80 to start the Plants, Produce and Seed Distribution Project in order to address the hunger needs of people served by Harmony School and Mother Hubbard's Cupboard.

1. Agencies' Missions

Harmony School's mission is to prepare young people with the skills necessary to live and contribute to a heterogeneous democratic country. We accomplish this mission by sensitizing young people to the delicate balance needed in a democracy. Harmony serves 200 students aged 3-18. Forty-four (44) percent of these students are classified as low-income according to qualifications for the Free and Reduced Lunch Program.

Mother Hubbard's Cupboard (MHC) exists to provide healthful, wholesome food to people in need, as well as nutrition and gardening education. We strive to provide services in ways that enhance the dignity, respect, and self-care of everyone involved. MHC's food pantry program saw 6,232 unique patrons in 2011, and thirty percent of the total served were children. Over eighty percent reported being uninsured, disabled or facing high medical costs. Nearly half of our patrons are employed, yet still living well below the poverty line and facing food insecurity.

2. Nature of This Collaborative Project:

The goal of this collaborative project is to educate young people about and help them to contribute to the ongoing efforts to establish a sustainable local food supply and food security in our community. This will be accomplished through hands-on educational experiences engaging many of the 200 students at Harmony School in starting vegetable and fruit plants in our greenhouse, transplanting the plants into the school garden, maintaining the school garden (even over the summer) and ultimately harvesting both the vegetables and fruits as well as the seeds from the plants. The plants, produce and seeds will all be offered to Harmony School families in need of food assistance (44% of Harmony students are considered low income using the qualifications for "free and reduced lunches) and to distributed to households experiencing food insecurity throughout the Bloomington community by our partner in this project and proposal, MHC. Nature's Crossroads, a Bloomington based business, has agreed to donate initial seeds for the students to plant, provide opportunities to visit Life Farm (a local seed supplier for Nature's Crossroads) and lend their support and guidance in creating a school curriculum for seed saving and distribution.

3. Satisfaction of Funding Criteria

A. The Program Should Address a Previously Identified Social Service Fund Priority

Our "Plants, Produce and Seed Distribution Project" addresses previously identified funding priorities in terms of Food and Hunger. According to the SCANS Report, "Along with shelter, food is a fundamental human need. The 2001 Hunger and Homelessness Survey released by the U.S. Council of Mayors showed that the economic slowdown has led to an increase in demand for food assistance across the country." Although this was a 2001 Survey, surely the same increase in demand is currently taking place as a result of the more severe economic slowdown - the Great Recession of 2008.

Our project meets two of the SCAN findings:

1) Meeting Basic Human Needs – Emergency Shelter, Hunger and Clothing
2) Household Economic Issues and Poverty – Paying for Food and Clothing

Seventeen (17) percent of households in Monroe County reported that having enough money for food was a major or minor problem. About 13% of the clients surveyed at provider agencies reported that having enough money for food as a major problem; 46% said it was a minor problem. The survey also asked if households had needed emergency or supplemental food assistance. Seven (7) percent reported needing emergency or supplemental food. Again, more of the clients surveyed reported difficulty in this area: 26% reported a minor problem; 7% said it was a major problem.

Harmony School and MHC address Strategy #5 (Public Service Assistance of the Consolidated Plan 2010-2014). Strategy 5 states, "Provide funding to non-profit organizations that serve low-income individuals/families with their basic emergency needs: food, shelter, and health care."

By growing and distributing food in low-income people. both MHC and Harmony address this strategy in the scope of this project.

In 2011 MHC distributed 107,000 bags (over 1,000,000 pounds) of food to needy Bloomington families. The president and CEO of MHC states that last year they did not have enough produce, as well as plants or seeds, to meet the need of their clients. She also states that a barrier to their clients growing their own food is the cost of the plants and seeds.

B. Funds Should Provide a One-Time Investment with Leveraged Matching Funds and Have Long and Lasting Benefit for the Community

In the past, Harmony students have utilized our garden space and greenhouse only during the academic school year. MHC has for many years maintained our gardens over the summer months and distributed the food harvested from this space to their clients. Last season our summer program, approximately 25 students ranging in age from 3-10 gardened in this space alongside MHC gardeners planting, weeding, watering and harvesting produce for the MHC clients. The Harmony Summer Program also gardened at Hilltop Gardens in order to have more space for the children's program. Our students in this age range have demonstrated a high level of interest and skill in gardening and openness in sharing their fresh food with people who do not have the opportunity to grow their own food. Because of the expansion of MHC garden sites and Harmony's expanded interest in summer gardening, it was agreed that this season the gardens would be worked solely by Harmony students. We will be maintaining our collaborative relationship with MHC in the following ways: 1. Harmony has the greenhouse space. As a result, we are capable of growing far more plant starts than we can utilize in our garden. The additional plants will be potted for distribution by MHC. 2. We experimented with seed saving on a small scale last season. We saved two varieties of winter squash, marigolds and radishes. We have been given Red Indian corn seed by a local backyard seed saver and plan to expand our seed saving program this year. We wish to start a pilot program where we share these with families and individuals who have a desire to garden but are restricted by finances from purchasing seeds and plants. MHC will provide the opportunity for plant and seed distribution to this population. 3. We will also continue to provide produce from our garden to MHC for distribution. Stephanie Solomon of MHC Garden Program states these figures for amount of food harvested from this space in the past three years. In 2011 MHC grew 443 lbs. of produce, 2010, 482.25 lbs. and in 2009, 431 lbs.

This proposal is requesting the support we need to pilot this exciting and beneficial new collaboration. We will transition away from MHC's physical presence in our gardens to a younger population being the primary gardeners of this space. Growing seedlings and seed saving will be expanding the breadth and the time frame of our gardening program. The head teacher for our summer program, Christy Thrasher, believes this expanded responsibility for her students will be an exciting part of the summer curriculum. In this proposal we are seeking one time funds to purchase age appropriate tools and materials for these students. In addition, we are seeking one-time salary support for Christy to develop curriculum, help our faculty to implement and to document this new curriculum to enable our students of all ages to grow seedlings in the spring and harvest seeds in the fall in quantities large enough to be shared with the community. This would establish the framework that allows the Plants, Produce and Seed Distribution Project to continue in subsequent years. Her hope is that creating and documenting a curriculum for this project will also aid in promoting similar projects within other schools and community programs in the future. The City of Bloomington's Peak Oil Task Force Report of 2009 recommended the creation of a local "seed bank." Hopefully this project will be a step towards achieving that goal.

Nature's Crossroads, in a desire to show solidarity with the goals of this project, has agreed to share seeds, time and knowledge with us to help insure the projects success.

Finally, in addition to the immediate and obvious social, educational and health benefits to the Harmony children and families and the increase in availability of locally raised healthy food, seeds and seedlings (gardening opportunities) for low-income families and individuals in our larger community, we believe that providing our children with the awareness of food insecurity in our community and giving them this skills set, knowledge, and hands-on experience of gardening and philanthropy could have far reaching future benefits toward resolving issues of poverty and hunger in our community.

Plants, Produce, and Seed Distribution Project

Item	Quantity	Cost per item	Leverage	Total Request	Total Project
Storage Shed	1	$ 797.00	$ -	$ 797.00	
Picnic Table	2	$ 88.00	$ -	$ 176.00	
Outdoor Sink	1	$ 164.86	$ -	$ 164.86	
Food Scale	1	$ 258.80	$ -	$ 258.80	
Kid sized garden tools	Multi		$ -	$ 575.40	
Seed Encelopes	35	$ 1.49	$ -	$ 52.15	
Harvest Basket	10	$ 3.50	$ -	$ 35.00	
Hose	1	$ 24.95	$ -	$ 24.95	
Water Wand	1	$ 11.98	$ -	$ 11.98	
Hose reel	1	$ 141.67	$ -	$ 141.67	
Camera	1	$ 159.99	$ -	$ 159.99	
Salary for creating, developing, and documenting the curriculum	280 Hours	$11	$ -	$ 3,080.00	
Time and support donation from LIFE Farm and Nature's Crossroads	100 Hours	$15.00	$ 1,500.00	$ -	
Seeds from Nature's Crossroads	100	$ 2.50	$ 250.00	$ -	
Total			**$ 1,750.00**	**$ 5,477.80**	**$ 7,227.80**

MEMORANDUM OF UNDERSTANDING

Harmony School Corporation and Mother Hubbard's Cupboard are seeking $5477.80 from the City of Bloomington's Jack Hopkins Social Service Funding for our "Plants, Produce and Seeds Distribution Project". Harmony School Corporation will be the agency receiving the funds. No funds will be distributed to Mother Hubbard's Cupboard. Harmony agrees to start fruit and vegetable plants in our greenhouse, transplant the plants to our garden, maintain the garden and collect the seeds from the plants. Harmony also agrees to distribute the plants, produce and seeds both to needy Harmony families and to Mother Hubbard's Cupboard. Mother Hubbard's Cupboard agrees to distribute the plants, produce and seeds to our clients.

Mother Hubbard Cupboard Representative

4.9.2012
Date

Harmony School Representative

4/9/2012
Date

Nature's Crossroads Earth Friendly Seeds
230 W. Church Lane, Bloomington, IN 47403
www.naturescrossroads.com

Dear Harmony School,

I am very happy to offer the assistance of Nature's Crossroads and LIFE Farm for your *Plants, Produce, and Seed Distribution* project. As you know I work with both of these sister businesses. I feel your project will offer kids (and adults) a better understanding of growing food and saving seeds, an essential part of local food security.

For this project LIFE Farm, who saves almost 30 varieties of annual fruit, vegetable, and flower seeds (sold through Nature's Crossroads) is excited to host field trips for students to see various stages of seed production. We've participated in field trips in the past and are looking forward to a special focus for the trips.

Nature's Crossroads will gladly help Harmony expand their hands-on curriculum about organic food production by including all aspects of seed saving - from growing and harvesting seeds that remain true to the parent, to the legal and practical aspects of marketing and distribution. We can work with instructors, provide presentations at Harmony school, and/or field trips to our packing rooms. In addition we can donate seeds for the initial plantings of your seed crops. Nature's Crossroads and LIFE Farm will provide this support at no cost. The estimated value of products and services from Nature's Crossroads and LIFE Farm is $1,750.

This project ties in very well with the missions of LIFE and Nature's Crossroads. Thank you for asking for our partnership and for strengthening food security for our community.

Sincerely,

Bobbi Boos

Bobbi Boos
Nature's Crossroads, General Manager
LIFE Farm, CSA Manager
bobbiboos@gmail.com
812-272-3656

Your Store:
Bloomington, IN

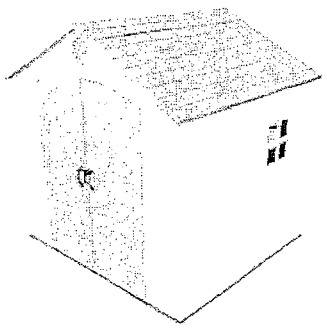

LIFETIME PRODUCTS 8' x 7-1/2' Resin Storage Shed

Item #: 299053 | Model #: 60015

$797.00

Was: $897.00 (Save 11% thru 05/22/2012)

Get 5%* Off Every Day or Special Financing**
Minimum Purchase Required

Interested in buying a shed? Call customer care at 1-888-645-6937.

FREE
Store Pickup
Your order can be available for pickup in **Lowe's Of Bloomington, IN** today.

Lowe's Truck Delivery
Your order will be ready for delivery to you from your selected store.

Parcel Shipping
Unavailable for This Order
Sent by carriers like UPS, FedEx, USPS, etc.

LIFETIME PRODUCTS 8' x 7-1/2' Resin Storage Shed $797.00

Description

8' x 7-1/2' Resin Storage Shed

- Sturdy, steel-reinforced construction
- Customizable shelving and storage system
- Large skylights allow natural light to illuminate interior
- Attractive appearance and design
- Low maintenance
- Expandable, up to 15' deep, with expansions kits (sold separately)
- 10-year warranty
- Double-wall, high-density polyethylene (HDPE) panels
- High-arched, steel-reinforced doors
- 4'8"W x 6'4"H door opening
- 6'8" of headroom and spacious walk-around interior
- Steel trusses provide additional roof strength
- Shatter-proof window opens halfway for increased ventilation
- UV-protected to prevent fading and cracking
- High-density polyethylene (HDPE) floor included

Specifications

Material	Resin	Package Width (Inches)	39.0
Installation Included	No	Package Length (Inches)	96.0
Paintable	No	Package Height (Inches)	37.5
Siding Color	Desert Sand	Package Weight (lbs.)	403.0
Color/Finish Family	Brown/Tan	Size Range	6' x 7' to 10' x 10'
Number of Windows Included	1.0		
Number of Shelves Included	1.0	Storage Capacity Range (Sq. Ft.)	37 to 100
Warranty	10-year		
Interior Width (Feet)	7.5	Storage Capacity Range (Cu. Ft.)	Less than 500
Interior Length (Feet)	7.0		
Exterior Width (Feet)	8.0	Exterior Length (Feet)	7.5
Interior Peak Height (Feet)	7.83	Exterior Peak Height (Feet)	8.0
Foundation Width (Feet)	7.83	Door Opening Width (Inches)	54.0
Foundation Length (Feet)	7.33	Door Opening Height (Inches)	75.0
		Floor Frame Included	Yes
		Storage Capacity (Sq. Feet)	52.5
		Floor Storage Capacity (Cu. Feet)	362.0

© 2012 Lowe's. All rights reserved. Lowe's and the gable design are registered trademarks of LF, LLC

Your Store:
Bloomington, IN



Garden Treasures 72"L Natural Rectangular Picnic Table with Benches

Item #: 115049 | Model #: PT6KD

$88.00

FREE
Store Pickup
Your order can be available for pickup in Lowe's Of Bloomington, IN today.

FREE
Lowe's Truck Delivery
Your order will be ready for delivery to you from your selected store.

Parcel Shipping
Unavailable for This Order
Sent by carriers like UPS, FedEx, USPS, etc.

Garden Treasures 72"L Natural Rectangular Picnic Table with Benches $88.00

Description

72"L Natural Rectangular Picnic Table with Benches

- Legs Treated To Provide Protection Against Rot, Mold, Decay, and Termites
- Non-Treated Top, Safe For Food Products
- Pre-Drilled Holes For Quick Assembly
- Includes All Hardware and "Easy To Read Instruction Sheet"

Specifications

Actual Weight (lbs.)	185.0	Table Width (Inches)	60.0
Paint Type Recommended	Oil based	Warranty	30 Days
Pre-Finished or Pre-Stained	Neither		
Recommended Primer Type	Oil based	Waterproofing Required	Recommended
Rust Resistant	Yes	Collapsible	No
Seat Height (Inches)	15.0	Weatherable	Yes
Seat Material	Southern Yellow Pine	UV Protected	No
		Assembled Height (Inches)	28.0
Seating Capacity	6.0	Assembled Width (Inches)	72.0
Table Shape	Rectangle	Assembly Required	Partial
Table Top Material	Southern yellow pine	Attached Benches	Yes
		Color/Finish	Natural
		Color/Finish Family	Clear
Table Height (Inches)	28.0	Frame Material	Southern yellow pine
Assembled Depth (Inches)	60.0		
Table Length (Inches)	72.0		

© 2012 Lowe's. All rights reserved. Lowe's and the gable design are registered trademarks of LF, LLC

Teak Outdoor Sink





See More Images

3 Member Reviews | Write a Review

Share this product:

Like 6 people like this.

Model: IT-52108T

Item #:137481

Now Only $164.86! Original Price: $199.38.

See full details below.

$164.86
Online

This item is out of stock for delivery

Please Select A Club for pick up

Add these items to a list?

Choose a list ... GO

Detecto MCS-DF Series

Old Will's Price: $258.80

ITEM #: DET-MCS-DF
MFR PART #: MCS-DF

Please Select Model:

- (•) MCS-20DF -- 20 Pound Capacity x 1 Ounce Resolution
- ( ) MCS-10KGDF -- 10 Kilogram Capacity x 25 Gram Resolution
- ( ) MCS-40DF -- 40 Pound Capacity x 2 Ounce Resolution [+$14.58]
- ( ) MCS-20KGDF -- 20 Kilogram Capacity x 50 Gram Resolution [+$14.58]

Made In The USA!

Detecto MCS-DF Series Double Dial Hanging Fish Scales

Economical dial scales, built for heavy use.
Models: MCS-20DF, MCS-40DF, MCS-10KGDF & MCS-20KGDF

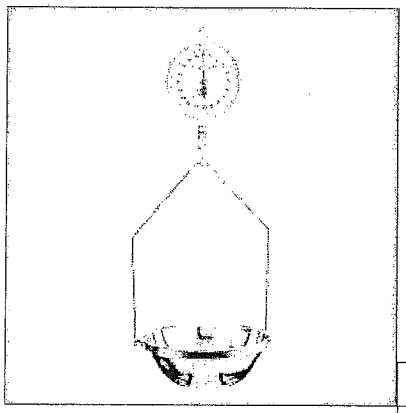

View Larger Image

"In A Nutshell"	
Power	None
Main Color	White
Display	Double dial
Tare Feature	No
Weighs With	Fish pan
Pan Size	14.5" diameter
Dial Size	8"
Weighing Modes	1

More images below

Weighing Modes

Model:	Mode:	Capacity:	Resolution:	Revolutions:
MCS20DF	Pounds : Ounces	20 lb	1 oz	2
MCS40DF	Pounds : Ounces	40 lb	2 oz	2
MCS10KGDF	Kilograms : Grams	10 kg	25 g	2
MCS20KGDF	Kilograms : Grams	20 kg	50 g	2

Practical Life
Pouring & Transferring
Washing & Cleaning
Polishing
Manipulatives
Woodworking
Sewing & Weaving
Food Preparation
Yard & Garden
Practical Life Books & Cards

Classroom Activity Sets
Community & Peace
Preparing the Environment
Music & Movement
Geography & Culture
Sensorial
Art
Mathematics
Language
Science
Elementary
Books & Resources
Card Materials
At Home

SHOP SALE ITEMS

Earn Free Materials for Your School - LEARN HOW



Shopping Cart

	Product Name	Item No.	Unit Price	Qty	St
	Elementary Garden Shovel In Stock	SC620	$11.95	5	59.75
	Metal Watering Can In Stock	SC605	$8.95	5	44.75
	Pot Maker This item is on backorder, but due back in stock 4/16/2012. In stock items in your order will ship immediately, but backorders will ship when they are all in stock.	SC642	$14.50	1	14.50
	Child-Size Shovel This item is on backorder, but due back in stock 4/18/2012. In stock items in your order will ship immediately, but backorders will ship when they are all in stock.	SC610	$7.50	5	37.50
	Hoe In Stock	SC612	$7.50	5	37.50
	Garden Rake In Stock	SC614	$7.50	5	37.50
	Small Garden Hand Tools In Stock	SC633	$6.95	5	34.75
	Elementary Hoe This item is on backorder, but due back in stock 4/11/2012. In stock items in your order will ship immediately, but backorders will ship when they are all in stock.	SC622	$11.95	5	59.75
	Elementary Garden Rake This item is on backorder, but due back in stock 4/11/2012. In stock items in your order will ship immediately, but backorders will ship when they are all in stock.	SC624	$11.95	5	59.75
	Radio Flyer Child-Size Wheelbarrow In Stock	SC646	$54.95	1	54.95
	Lil True Temper Child-Size Wheelbarrow In Stock	SC813	$54.95	1	54.95
	Small Leather Work Gloves In Stock	V532	$4.50	5	22.50
	Medium Leather Work Gloves In Stock	V533	$4.95	5	24.75
	Small Metal Pail In Stock	Q80	$6.50	5	32.50

576.40

Continue Shopping

Confirm

No
Yes

Subtotal $575.40
Estimated Grand Total $575.40

769

Little Rock CRATE & BASKET

American tradition since 1911

Welcome to Crate & Basket

1/4 Peck Basket

The 1/4 Peck Basket is the smallest of the traditional baskets we manufacture. These baskets are perfect for smaller items such as nuts and smaller fruits/vegetables. They are also good for decorating and all kinds of craft uses.

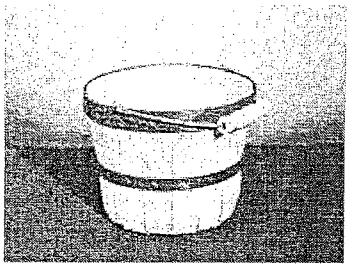



Crate & Basket SHARE

Our Price $3.50

Include Handle: No

Color: Natural

Quantity: 1

Buy Now

Product Description | Related Products

1/4 Peck Basket Dimensions: top diameter 7", depth 5 ¼"
1/4 Peck Basket Options: with or without handles

1/4 Peck Basket Color Combinations:

- Natural
- Natural with Red and Green Bands
- Natural with Red Bands
- Natural with Green Bands
- Natural with Brown Bands
- Red with Green Bands
- Green with Red Bands
- Solid Red
- Solid Green
- Solid Brown

Copyright Little Rock Crate & Basket Co. 2009. All Rights Reserved. Site Terms & Conditions

website development by 1011 Web Solutions

Your Store:
Bloomington, IN



SWAN 5/8" x 50' Heavy-Duty Hose

Item #: 36196 | Model #: LOPSS58050

$24.98

FREE
Store Pickup
Your order can be available for pickup in Lowe's Of Bloomington, IN today.

Lowe's Truck Delivery
Your order will be ready for delivery to you from your selected store.

Parcel Shipping
Sent by carriers like UPS, FedEx, USPS, etc.

SWAN 5/8" x 50' Heavy-Duty Hose $24.98

Description

5/8" x 50' Heavy-Duty Hose

- Kink Resistant & Continuous Flow design
- Lead Safe
- Eco-Brass crush resistant couplings
- Garden-Pro series

Specifications

Hose Diameter	5/8"	Type of Couplings	Metal
Ply Number	5.0	Warranty	Lifetime
Length (Feet)	50.0	Hose Duty Rating	Heavy
Hose Material	Vinyl	Hose Fitting Size	5/8 In.
Reinforcement Material Used	Yes		

© 2012 Lowe's. All rights reserved. Lowe's and the gable design are registered trademarks of LF, LLC

Your Store:
Bloomington, IN

Gilmour 36" 7 pattern water wand w/ articulating head

Item #: 96358 | Model #: 436DGF

$11.98

FREE
Store Pickup
Your order can be available for pickup in Lowe's Of Bloomington, IN today.

Lowe's Truck Delivery
Your order will be ready for delivery to you from your selected store.

Parcel Shipping
Unavailable for This Order
Sent by carriers like UPS, FedEx, USPS, etc.

Gilmour 36" 7 pattern water wand w/ articulating head $11.98

Description

36" 7 pattern water wand w/ articulating head

- Aluminum light weight body with tube cushion
- 36" reach to make it easy to water your hanging baskets with 7 different spray patterns to choose from
- A verity of colors to choose from green, red, blue or silver

Specifications

Number of Patterns	7.0	Type of Nozzle/Wand	Pattern
Finish Family	Aluminum	Adjustable Spray	No
Construction	Molded	Front or Rear Trigger Lever	Front
Type of Grip	Wand	Flow Control	Yes

© 2012 Lowe's. All rights reserved. Lowe's and the gable design are registered trademarks of LF, LLC

Your Store:
Bloomington, IN



Liberty Garden Products 200' Capacity Wall Mount Hose Reel

Item #: 207975 | Model #: 703-2

$141.67

FREE
Store Pickup
Your order will be ready for pickup from Lowe's Of Bloomington, IN by 04/16/2012.

Lowe's Truck Delivery
Your order will be ready for delivery to you from Lowe's Of Bloomington, IN by 04/16/2012.

Parcel Shipping
Unavailable for This Order
Sent by carriers like UPS, FedEx, USPS, etc.

Liberty Garden Products 200' Capacity Wall Mount Hose Reel $141.67

Description

200' Capacity Wall Mount Hose Reel

- Keeps Hose Neat-Ready to Use
- 13 gauge steel construction
- 5 Ft. inlet hose included
- Holds up to 200 Ft. of 5/8 In. hose

Specifications

Hose Length (Feet)	5.0	Warranty	1 year Limited
Reel Material	Steel	Manual	No
Type of Hose Reel	Wall Mount	Color/Finish	Tan
Hose Guide	No	Portable	No

© 2012 Lowe's. All rights reserved. Lowe's and the gable design are registered trademarks of LF, LLC



Login Checkout

St. Clare Heirloom Seeds

Specializing in Non-GMO, Non-Hybrid, Non-Treated Heirloom and Open Pollinated Vegetable, Flower, and Herb Garden Seeds



- Vegetable Seeds A - Z
  - Asparagus
  - Beans
    - All Beans
    - Bush Snap Beans
    - Bush Dry Beans
    - Fava Beans
    - Lima Beans
    - Pole Beans
    - Runner Beans
    - Wax Beans
  - Beets

Notice! We only ship within the U.S.A. and it territories.

View Cart

Qty	SKU	Item Name	Price	Subtotal	Delete
35	EnvPr	**10 Seed Saving Envelopes - Printed**	$1.49	$52.15	

35 item(s) in cart

Subtotal:	**$52.15**
Shipping:	**$0.00**
Tax	**$0.00**
New Total:	**$52.15**

Calculate Shipping
Calculate Tax

Coupon Code: Apply

Update Cart | Empty Cart
Continue Shopping | Checkout

Shopping with St. Clare Heirloom Seeds is Safe and Secure. Our website uses SSL technology and we are

PowerShot A3300 IS

Easy and Fun! A-Series Digital Cameras

Product Advisories
More Photos
Compare
Where To Buy

select your color

About PowerShot A3300 IS

See Other Easy and Fun! A-Series Digital Cameras

PowerShot A3300 IS Digital Camera
Item Code: **5038B001**
Estimated Retail Price: **$159.99†**

Average Rating ★★★★½ 4.4
Read all Reviews (15) Write a Review

Overview
What's in the Box
Sample Images
Reviews
Features
Supplies & Accessories
Brochures & Manuals
Specifications
Service & Support
Drivers & Software

Overview

HD Video Comes to the A-Series!
Freshly redesigned with a sophisticated silhouette in five exciting colors, the PowerShot A3300 IS digital camera has all the power you need to capture your life your way. At heart, though, it's a true A-Series camera: incredibly easy to use whether you're an experienced photographer or a beginner. 16.0 Megapixel resolution delivers beautiful images with every detail intact. A 5x Wide-Angle (28mm) Optical Zoom gets you up close quickly and puts more picture in every frame, while the Optical Image Stabilizer ensures clear, steady shots every time. And now, for the first time in an A-Series camera, you can shoot video in stunningly realistic 720p High Definition, capturing the special times in your life just the way you remember them. Everything about this camera is easy: Smart AUTO makes every shot better without any effort on your part, by intelligently selecting proper settings based on a full 32 predefined shooting situations, while the big, clear 3-inch LCD screen shows you exactly what you're shooting. The PowerShot A3300 IS makes it fun and easy to add extra creativity to your photography with new Creative Filters mode, and new Discreet Mode lets you shoot wherever, whenever by disabling sound and flash.



Canon Advantage PowerShot
Discover the features and technologies in PowerShot digital cameras >>

Underwater Photography
Find an underwater case for your PowerShot, underwater photo tips and more >>

REGISTER & RECEIVE 15% off
Offer for accessories only. See registration form for details.
Register new and receive exclusive benefits at the Canon Online Store >>

Shop Direct From Canon
Shop for products, supplies and accessories directly from Canon >>

† Prices and specifications subject to change without notice. Actual prices are determined by individual dealers and may vary.

HARMONY SCHOOL CORPORATION

Statement of Assets, Liabilities and Net Assets - Cash Basis
August 31

	2011	2010
ASSETS		
CURRENT ASSETS:		
Cash and cash equivalents (note 3)	$ 296,540	$ 46,005
Other current assets	31,411	26,576
Total current assets	327,951	72,581
ENDOWMENT CASH	19,149	854,660
INVESTMENTS (note 5)	1,706,250	905,984
PROPERTY AND EQUIPMENT-NET (note 6)	3,978,386	4,110,626
TOTAL ASSETS	$ 6,031,736	$ 5,943,851
LIABILITIES AND NET ASSETS		
CURRENT LIABILITIES		
Payroll withholding	$ 8,013	$ 7,550
Notes payable (note 8)	793,716	804,252
Current portion of long-term debt (note 9)	90,320	22,422
Total current liabilities	892,049	834,224
LONG-TERM DEBT (note 9)	968,971	864,574
TOTAL LIABILITIES	1,861,020	1,698,798
NET ASSETS - UNRESTRICTED		
Unrestricted	2,321,983	2,444,147
Temporarily restricted (note 10)	124,313	41,210
Permanently restricted (note 11)	1,724,420	1,759,696
Total net assets	4,170,716	4,245,053
TOTAL LIABILITIES AND NET ASSETS	$ 6,031,736	$ 5,943,851

See accompanying notes and accountants' report

HARMONY SCHOOL CORPORATION

Statement of Support, Revenue, Expenses and Changes in Net Assets
Year Ended August 31, 2011
with summarized financial information for the year ended
August 31, 2010

	Unrestricted	Temporarily Restricted	Permanently Restricted	2011 Total	2010 Comparative
SUPPORT AND REVENUE:					
Private grants and contributions	$ 225,131	$ 10,771	$ -	$ 235,902	$ 365,729
Program revenue	192,756	-	-	192,756	188,755
Tuition	533,033	-	-	533,033	500,131
Government grants	251,164	84,027	-	335,191	342,760
Rental income	100,557	-	-	100,557	102,337
Student activity and other fees	44,732	-	-	44,732	46,494
Fund raising events	29,961	-	-	29,961	24,869
Other income	11,342	-	-	11,342	7,689
Investment income (note 5)	229,141	-	(35,276)	193,865	104,220
Total support and revenue	1,617,817	94,798	(35,276)	1,677,339	1,682,984
Net assets released from restrictions (note 12)	11,695	(11,695)	-	-	-
Total revenue gains and other support	1,629,512	83,103	(35,276)	1,677,339	1,682,984
EXPENSES:					
Program services	1,444,473	-	-	1,444,473	1,541,972
Management and general	231,249	-	-	231,249	222,412
Fund raising	75,954	-	-	75,954	146,129
Total expenses	1,751,676	-	-	1,751,676	1,910,513
CHANGE IN NET ASSETS	(122,164)	83,103	(35,276)	(74,337)	(227,529
NET ASSETS -- Beginning of Year	2,444,147	41,210	1,759,696	4,245,053	4,472,582
NET ASSETS -- End of Year	$ 2,321,983	$ 124,313	$ 1,724,420	$ 4,170,716	$ 4,245,053

See accompanying notes and accountants' report

Jack Hopkins Social Services Funding Application (46-C)

Funding Sheet

Lead Agency:

Name: Martha's House, Inc.

Is the Lead Agency a 501(c)(3)? ■ Yes ☐ No | Is this a collaborative project? ■ Yes ☐ No

Number of Agency Employees: Full-time 3 Part-time 2 Volunteers 12

Address where Project will be facilitated or housed:
To be determined – although 917-919 S. Rogers Street, Bloomington is the probable location.

Name of Project Administrator: Patrick Murray

Address: PO Box 2115, Bloomington, IN 47402

Telephone & E-mail: 812-332-6268; pmurray@indiana.edu

Name of other participating agencies, if different from Lead Agency: New Hope Family Shelter, Inc.

Proposed Project:

Title of Project: Collaborative Project to Merge New Hope Family Shelter and Martha's House

Total Cost of Project: $35,000

Requested JHSSF Amount: $22,500

Other Funds Expected for Project:

Amount	Source	Confirmed or Pending
$ 00 12,500	New Hope and Martha's House	Pending

Number of Clients Served by this Project in 2012: 250-275

Number of City Residents Served by this Project in 2012: 200-225

Is this a request for operational costs? ■ Yes ☐ No

If "yes," is the request for a pilot project or for bridge funding? ■ Pilot ☐ Bridge

Example:
Tables: *5 tables @ $12.00 each*
Chairs: *20 chairs @ $8.00 each*

Funding Information:

Please note: Due to limited funds, the Committee often recommends partial funding for a program. In the interest of helping the Committee best decide how to distribute funds, please provide an itemized list of program elements, ranked by priority and their costs.

ITEM	COST
Director's Salary	$20,000
Consultant	$ 2,500

Claim Submission Date: *(check one)*

☐ July 2012 – September 2012 ☐ October 2012 – December 2012

☑ Other

Jack Hopkins Social Services Funding Application

Agency Contact Sheet

Lead Agency:

Name: Patrick Murray

Address: PO Box 2115

Bloomington, IN 47402

Phone & E-Mail: 812-332-6268

Website: marthashouseofbloomington.org

President of Board of Directors: Robert Miller

Director Information

Director of Lead Agency: Vacant

Director's Address:

Phone & E-Mail:

Presenter Information

Name of Person to Present Application to the Committee: Patrick Murray

Address: PO Box 2115, Bloomington, IN 47402

Phone & E-mail: 812-332-6268; pmurray@indiana.edu

Grant Writer Information

Name of Grant Writer: Patrick Murray

Address: 525 W. 3rd Street, Bloomington, IN 47402

Phone & E-Mail: 812-332-6268; pmurray@indiana.edu

Please also include:

- The Agency's Mission Statement in Two-Page Application Narrative
- A Simple Program Budget for use of requested funds (please check your math)
- A year-end financial statement that includes fund balances and total revenue & expenditures

Jack Hopkins Social Services Collaboration Grant Application 2012
Martha's House Emergency Shelter and New Hope Family Shelter

This application from Martha's House Emergency Shelter and New Hope Family Shelter is a joint collaborative request for funding in the amount of $22,500 for the purpose of hiring a director to oversee and implement the merger of the two organizations into one non-profit serving the needs of homeless individuals and homeless families in Bloomington, IN. The purpose of the merger is to lower costs, create consistent and seamless case management transitions to permanent housing and achieve greater visibility to enhance fundraising.

1. MISSION. Martha's House, Inc., is an emergency shelter for sober, drug free adults. The mission of Martha's House is to provide safe emergency shelter for men and women who are experiencing homelessness in Bloomington, and are working towards becoming self sufficient productive citizens. Martha's House also houses the Bridges Supportive Housing Program which is a program for chronically homeless (individuals or families) that have a disabling condition. The program provides case management and rent funded by HUD.

New Hope Family Shelter, Inc., is an emergency shelter for families with children. The mission of the New Hope Family Shelter is to provide temporary shelter for homeless families in Bloomington and Monroe County and, in collaboration with other agencies, to help those families regain housing by addressing the problems that led to homelessness.

The missions of both organizations are very similar in their intention to provide temporary emergency shelter to individuals and families, coupled with case management intended to achieve permanent housing and self sufficiency. This similarity of mission and programs (the case management plus shelter model) is the primary reason that these two agencies have entered into discussions to merge their organizations into one agency.

CONSOLIDATED PLAN. Martha's House Emergency Shelter and the New Hope Family Shelter both serve a critical need outlined in the Bloomington, IN 2010-2014 Consolidated Plan (Strategy #5 Public Services Assistance – *Provide funding to non-profit organizations that serve low income individuals / families with their basic emergency needs: food shelter and health care*) by providing emergency shelter to homeless men and women and families with children in the community.

The National Objective that this project meets is the provision of emergency housing to homeless individuals of whom at least 51% are low income persons. An estimated 100% of the persons served by Martha's House will qualify as low or very low income. The current capacity is 28 beds. Housing is temporary with a maximum stay of 90 days per year.

New Hope Family Shelter was created in response to a need established as a priority at the 2010 Homelessness Summit. New Hope is the only emergency shelter in Monroe County that keeps homeless families together -- a critical aspect of any strategy to address the problems that lead to homelessness. New Hope provides accommodation for three families for up to 90 days while the case manager and director works with those families in daily contact and weekly conferences. Additional rental units allows New Hope to house up to six families at a time.

2. THE MERGER. This application will fund a "one time investment to make a significant contribution to the emergency shelter programs" in Bloomington by bringing two organizations together in a pilot project merger. Bringing these two agencies together will lower operating and administrative costs by merging two director's positions into one, lowering office costs by having one office site instead of two and merging some aspects of programs that will save staffing costs. Merging programming will create more consistent case management and a seamless transition from one program to another. The merger will also achieve synergies by increasing the visibility of the new organization which should enhance its fund raising potential in the community and among granting agencies looking for model programs that can demonstrate cost savings. Creating this pilot project will provide a program for other agencies to follow.

The Boards of Directors of both Martha's House and New Hope have agreed that a merger of the two organizations makes sense in principle. But the question remains; how to make it happen programmatically, administratively, financially.

Currently the director's position at Martha's House is vacant and the part time director's position at New Hope will become vacant in the coming months. The boards of both organizations are asking for funding to create a collaborative pilot program.

We propose that a new director be hired to administer both organizations with a priority to work towards consolidation / merger in the first year. The director would work with the consultant and the active participation of each board to move the merger forward. This grant would fund the director's position for one year, and provide a small amount to be used for an objective outside consultant to help steer the consolidation around and through what could at times be rocky waters. Hiring a new director without allegiances to either agency would help implement the concept from an objective point of view; with an objective third party consultant / advisor at the side to help navigate the inevitable turf issues. In subsequent years the director will focus on traditional non-profit activities of administration, grants, funding raising and public awareness and education.

Consulting or advising services will be needed to advise the new director and both boards on how to merge these organizations. How do you make it happen? What to call the new entity? How to merge programs without jeopardizing state and federal funding? How to merge operations, administration and finance? How to merge two boards? How to best utilize their physical facilities? How to merge programming staff? How to merge fund raising efforts and activities and not jeopardize existing funding sources and streams? There are many questions to answer and difficult terrain to work through in order to make the merger a success. A third party will be invaluable to create objective and workable solutions.

These two organizations are good candidates for a merger. The staff at each agency know and understand the meaning of collaboration. Each collaborates on a daily basis with the many social service providers in the community to help their respective clients connect with the services they need to stabilize their lives and begin the work toward self-sufficiency.

Project Budget

	Jack Hopkins	MH & NH	Total
Director Salary	$20,000	$10,000	$30,000
Consulting	$ 2,500	$ 2,500	$ 5,000
Total	$ 22,500	$12,500	$35,000

Future (2nd and 3rd year) viability of the pilot project. The plan is to reduce costs and expand fund raising. Reduced overhead costs are expected to help with future viability. Martha's House has state and federal grants supporting operations that are expected to continue at near or current funding levels. The expanding scope of services of the new organization opens up new sources of grant options, public and private. At the local level doing a better job to raise awareness of the new organization, with a new and interesting story to tell due.

3. BENEFITS. This program will provide "broad and lasting benefits to the community" by strengthening the capacity of the new organization so that it will continue to provide emergency shelter for the homeless. In these times of reduced state and federal spending that threatens the viability of many community non-profits this collaborative pilot project seeks to shore up this vital part of Bloomington's safety net. It will take a tremendous amount of work, collaboration and communication on the part of local public and private funders and cooperation of all levels of local government. Increased awareness will benefit all local agencies working to help fellow citizens in need. Another future benefit is to set an example of a successful collaboration that other agencies in the community can follow.

Memorandum of Understanding

This memorandum of understanding between Martha's House, Inc., and New Hope Family Shelter, Inc., is for the purpose of confirming the commitment of the respective agencies to the goal of collaboration toward sharing administrative and case management services and expenses, as well as continued discussions toward the possibility of a merger of the two agencies. It is the desire and intent of the agencies respective Boards that these goals are accomplished within calendar year 2012.

There has been regular communications between the principles of each agency as well as meetings between executive committees of each agency's Board of Directors. These communications and meetings will increase in frequency going forward toward the accomplishment of the goals set forth above.

For Martha's House, Inc.:

Robert T Miller
President, Board of Directors
4/9/12

For New Hope Family Shelter, Inc.:

James C. Riley
President, Board of Directors
4/9/12

Financial Statement for New Hope Family Shelter, Inc.

for the year ending Dec. 31, 2011

Revenues		
	Donations	$70,506
	Grants and fundraisers	29,134
	Total	$99,640
Expenses		
	Renovation and start-up costs	$28,187
	Mgmt salaries	15,398
	Part-time staff	25,098
	Withholding, taxes, FICA, workmens comp	2,567
	Utilities	884
	Fundraising costs	1,433
	Insurance	3,002
	Maintenance and repairs	455
	Direct spending on residents	280
	Office expenses	3,401
	Total	$80,705
Balance on hand 12/31/11		$18,935

Martha's House, Inc
Profit & Loss
January through December 2010

	Jan - Dec 10
Ordinary Income/Expense	
Income	
4000 · Grant Income	
4001 · Federal Grants	
4002 · HUD	135,458.36
4001 · Federal Grants - Other	313.71
Total 4001 · Federal Grants	135,772.07
4030 · State Grants	
4031 · ESG	26,627.88
4032 · State auditor/payables	1,600.00
4033 · NAP Credits	38,470.00
Total 4030 · State Grants	66,697.88
4075 · Local government grants	
4076 · EFSP/FEMA via UW Monroe Co	6,500.00
4077 · EFSP/FEMA via UW Owen Co	728.00
4078 · EFSP/FEMA via UW Lawrence Co	2,090.00
4081 · City of Bloomington	16,115.00
4082 · Perry Township Trustee	7,000.00
4083 · Bloomington Twnship Trustee	10,000.00
4084 · VanBuren Township	2,000.00
4085 · Other Township Trustees	1,000.00
4075 · Local government grants - Other	2,500.00
Total 4075 · Local government grants	47,933.00
4125 · Nonprofit organization grants	
4126 · United Way Designations	1,968.60
4127 · Blgtn/Monroe Cty Foundation	2,940.49
4125 · Nonprofit organization grants - Other	6,050.00
Total 4125 · Nonprofit organization grants	10,959.09
Total 4000 · Grant Income	261,362.04
4200 · Contributed support	
4201 · Indiv/business contribution	12,827.99
Total 4200 · Contributed support	12,827.99
4300 · Fundraising revenue	
4301 · adopt-a-bed	855.00
4302 · Direct Mail/Newsletters	8,265.00
4303 · Nat'l Homeless & Hunger Week	2,819.44
4304 · Homeward Bound Walk	3,458.07
4306 · Am Legion	1,000.00
4310 · Recycling Project	14.69
4311 · Special events	16,018.00
Total 4300 · Fundraising revenue	32,430.20
4500 · Donated Services and Assets	
4503 · Donated use of facilities	25,320.00
4504 · Donated other serv - non-GAAP	0.00
4505 · Donated Utilities	8,664.00
Total 4500 · Donated Services and Assets	33,984.00
4800 · Earned revenues	
4801 · Rent Income	252.00
4802 · Interest Income	2.78
Total 4800 · Earned revenues	254.78
4999 · Misc Income	2,641.99
Total Income	343,501.00
Expense	
7200 · Salaries & related expenses	
7220 · Salaries & wages - other	150,110.23
7235 · Workers comp	1,676.00

Martha's House, Inc
Profit & Loss
January through December 2010

	Jan - Dec 10
7240 · Employee benefits - not pension	17,400.53
7250 · Payroll taxes	
7251 · FICA Expense	11,756.66
7253 · SUTA Expense	2,722.80
Total 7250 · Payroll taxes	14,479.46
Total 7200 · Salaries & related expenses	183,666.22
7500 · Other personnel expenses	
7520 · Accounting fees	7,975.00
Total 7500 · Other personnel expenses	7,975.00
8100 · Non-personnel expenses	
8110 · Supplies	1,957.63
8130 · Telephone	
8131 · Office Telephones	3,373.48
8132 · Resident Telephones	1,033.19
8130 · Telephone - Other	-50.00
Total 8130 · Telephone	4,356.67
8140 · Postage, shipping, delivery	646.45
8150 · Mailing services	22.00
8160 · Equip rental & maintenance	704.56
8170 · Printing & copying	207.28
8180 · Books, subscriptions, reference	89.70
8185 · Fundraising Direct Expenses	192.50
Total 8100 · Non-personnel expenses	8,176.79
8200 · Occupancy expenses	
8210 · Donated Rent, parking, other	25,320.00
8211 · SHP #1 - rent & utilities	104,256.50
8212 · Bus Tickets	1,300.00
8215 · Contracted services	2,855.89
8220 · Donated Utilities	8,664.00
8221 · Food, Residents	394.08
8222 · Supplies, office & shelter	4,570.47
8225 · Repairs and maintenance	169.00
8235 · Misc occupancy	30.00
Total 8200 · Occupancy expenses	147,559.94
8300 · Travel & meetings expenses	
8310 · Travel	1,578.82
Total 8300 · Travel & meetings expenses	1,578.82
8500 · Misc expenses	
8510 · Interest expense - general	318.98
8520 · Insurance - non-employee	1,646.92
8530 · Membership dues - organization	250.00
8575 · Bank charges	40.00
8590 · Other expenses	349.58
8500 · Misc expenses - Other	70.45
Total 8500 · Misc expenses	2,675.93
8600 · Business expenses	
8650 · Taxes - other	47.89
Total 8600 · Business expenses	47.89
Total Expense	351,680.59
Net Ordinary Income	-8,179.59
Other Income/Expense	
Other Expense	
99999 · voided checks	0.00
Total Other Expense	0.00

Martha's House, Inc
Profit & Loss
January through December 2010

	Jan - Dec 10
Net Other Income	0.00
Net Income	-8,179.59

47-C

Jack Hopkins Social Services Funding Application

Funding Sheet

Lead Agency:

Name: People and Animal Learning Services (PALS)

Is the Lead Agency a 501(c)(3)? ☒ Yes ☐ No | Is this a collaborative project? ☒ Yes ☐ No

Number of Agency Employees: Full-time 3 Part-time 1 Volunteers 150

Address where Project will be facilitated or housed:
680 W That Road, Bloomington, IN 47403

Name of Project Administrator: People and Animal Learning Services (PALS)

Address: P.O. Box 1033, Bloomington, IN 47402

Telephone & E-mail: 812-336-2798 info@palstherapy.org

Name of other participating agencies, if different from Lead Agency:
Big Brothers Big Sisters of South Central Indiana (BBBS)

Proposed Project:

Title of Project: Project LEAD (Linking Essential Assets for Development)

Total Cost of Project: $8,755.60

Requested JHSSF Amount: $8,755.60

Other Funds Expected for Project:

Amount	Source	Confirmed or Pending
No Support Level Specified	Actively searching for program sponsors--Local Businesses	Pending

Number of Clients Served by this Project in 2012: 32

Number of City Residents Served by this Project in 2012: Estimated 30-31 (90-95%)

Is this a request for operational costs? ☐ Yes ☒ No

If "yes," is the request for a pilot project or for bridge funding? ☒ Pilot ☐ Bridge

Example:
Tables: 5 tables @ $12.00 each
Chairs: 20 chairs @ $8.00 each

Funding Information:

Please note: Due to limited funds, the Committee often recommends partial funding for a program. In the interest of helping the Committee best decide how to distribute funds, please provide an itemized list of program elements, ranked by priority and their costs.

ITEM	COST
PALS/BBBS Staffing Requirements	$2,480.00
PALS/BBBS Instructional Materials	$5,632.40
PALS/BBBS In-Direct Costs	$643.20

Claim Submission Date: *(check one)*

☑ July 2012 – September 2012 ☐ October 2012 – December 2012

☐ Other

Jack Hopkins Social Services Funding Application

Agency Contact Sheet

Lead Agency:

Name: People and Animal Learning Services

Address: P.O. Box 1033

Bloomington, IN 47402

Phone & E-Mail: 812-336-2798 info@palstherapy.org

Website: www.palstherapy.org

President of Board of Directors: Susie Carter

Director Information

Director of Lead Agency: Fern Bonchek

Director's Address: fern@palstherapy.org

Phone & E-Mail: 812-336-2798 ext 2

Presenter Information

Name of Person to Present Application to the Committee: Annie Cornett, PALS Assistant Director

Address: P.O. Box 1033, Bloomington, IN 47402

Phone & E-mail: 812-336-2798 ext. 6 annie@palstherapy.org

Grant Writer Information

Name of Grant Writer: Annie Cornett, PALS Assistant Director

Address: P.O. Box 1033, Bloomington, IN 47402

Phone & E-Mail: 812-336-2798 ext. 6 annie@palstherapy.org

Please also include:

- The Agency's Mission Statement in Two-Page Application Narrative
- A Simple Program Budget for use of requested funds (please check your math)
- A year-end financial statement that includes fund balances and total revenue & expenditures

Jack Hopkins Social Services Funding Opportunity

Collaborative Grant Application: People and Animal Learning Services (PALS)
Big Brothers Big Sisters of South Central Indiana (BBBS)

Jack Hopkins Application Criteria: Providing for Community Adolescents

The Service Community Assessment of Need (SCAN) report has identified that youth experiencing socioeconomic ills may not only suffer from a lack of basic necessities, but that these individuals may also be subject to the effects of stress, anxiety, and other unhealthy or self-destructive behaviors which can further alienate them from people and activities that can help them follow a more productive life. Truancy and involvement with the juvenile justice system may further isolate these individuals, who may also experience low academic attainment and a lack of life skills or competencies that has the potential to further negatively impact quality of life. The Indiana Youth Institute (IYI) identifies these "soft skills", including interpersonal communication, critical thinking, work ethic, and creativity, as important factors for ensuring future postsecondary education and workplace success of adolescents.

Out-of-school programs, the IYI notes, play a key role in ensuring the improvement of these skills and thus positive youth development and success. With 18.1% of Monroe County youth under the age of 18 living in poverty, it becomes essential as noted in the most recent SCAN report to provide high-quality mentoring and youth leadership programs, focusing on low income youth, that partner adolescents with caring adult role models. These partnerships have been shown to not only improve academic success, but to encourage youth to make healthier life choices and engage in fewer destructive behaviors.

Mission of an Agency: PALS and BBBS

People and Animal Learning Services (PALS)

Since its inception in 2000, PALS has been dedicated to providing high quality, safe, educational, and fun Equine Assisted Activities and Therapies (EAA/T), including therapeutic horseback riding and hippotherapy, to children and adults with physical, learning, cognitive, intellectual and/or emotional disabilities as well at at-risk youth. PALS has provided over 15,700 therapeutic riding lessons, improving the lives of hundreds of children, adults, and seniors in the Indiana community ranging in age from 4 to over 64. As the only organization in south central Indiana to have received a Premiere Accreditation distinction from the Professional Association of Therapeutic Horsemanship International (PATH Intl.), and the only Equine Assisted Activities and Therapy program in Monroe County or the surrounding vicinity, PALS has been instrumental in providing the highest quality EAA/T for clients from 11 counties across the state.

> **PALS Mission Statement:** People and Animal Learning Services, Inc. (PALS) is dedicated to providing high-quality, safe, educational, fun and therapeutic equine assisted activities such as therapeutic horseback riding, hippotherapy, animal care and pet encounter therapy to children and adults with physical, learning, cognitive or emotional disabilities.

Big Brothers Big Sisters of South Central Indiana

For more than 100 years, Big Brothers Big Sisters has provided meaningful, monitored matches between adult volunteers ("Bigs") and children ("Littles"), ages 6 through 18, in communities across the country. They are dedicated to developing positive relationships that have a direct and lasting effect on the lives of young people facing adversity and ensuring their

success in life. Started in 1973, Big Brothers Big Sisters of South Central Indiana has continued to further this mission within the local community having served approximately 10,000 local children.

BBBS Mission Statement: Our mission is to provide children facing adversity with strong and enduring, professionally supported 1-to1 relationships that change their lives for the better, forever.

Project LEAD: A Collaborative Effort

With an obvious need for out-of-school programs for adolescents under the age of 18 living in poverty, PALS and BBBS chose to pursue a partnership aimed at providing services to improve the lives of this at-risk population. Specifically designed to target a high risk group of adolescents, those identified based on their probationary status and current participation in the BBBS mentoring program, Project LEAD (Linking Essential Assets for Development) was designed to not only strengthen the bond between the "Big" and "Little", but to provide participants with the skills essential for achieving increased life satisfaction and well-being. The Equine Experiential Education program, based on the theory of self-determination, is designed to address the three basic psychological needs (autonomy, relatedness, and competence) the theory proposes must be met in order to experience psychological health and well-being. In addition, Project LEAD incorporates the Search Institutes recommended list of 40 developmental assets identified as necessary for young people to avoid risks and thrive. By exploring these skills through a variety of experiential interventions utilizing equine partners, participants are engaged intellectually, emotionally, socially, and physically in an uncertain environment allowing them to experience a variety of successes and failures, reflect on related experiences, and discuss their application to future experiences and actions.

During the 8 total hours of program initiatives adolescents, working alongside their "Bigs", will strive to develop skills related to problem solving, decision making, and communication, all while also increasing self-esteem, a sense of empowerment, and a sense of social awareness. By addressing key developmental assets within a unique therapeutic setting, Project LEAD provides participants with an opportunity to continue to grow and develop with the support of their peers and mentors.

As a pilot program, funding is requested to support the first 2 initial program offerings providing both organizations with the opportunity to further explore the specific outcomes of participation and develop statistical support for the program which can then be utilized to solicit additional support funding and ensure its long term sustainability. With the support that can be leveraged once the initial statistics are collected, additional Project LEAD sessions could be provided to additional BBBS matches, adolescents involved in the juvenile justice system, those in foster care, and those identified by organizations within the community in need of such services.

Project LEAD: Financial Need

The costs associated with providing Project LEAD 2 times in 2012 (16 total hours of initiatives) designed to serve 16 adolescents and their associated mentors in July and November include the personnel, program materials, and in-direct costs occurred by both organizations within the partnership. These costs associated with facilitating the program 2 times during the first year are budgeted at $8,755.60.

Estimated Program Budget: PALS/BBBS 2012

2 Full Program Offerings (July and November): 8 hours per offering/16 total program hours

PALS Costs

Staffing Requirements

Description	Time Predicted	Cost
1 PATH Intl. Certified Instructor/CTRS		
Direct Facilitation	16 Hours	$36.00/hour = $576.00
Planning/Assessment Meetings:	4 Hours	$36.00/hour = $144.00
Participant Evaluation	4 Hours	$36.00/hour = $144.00
Program Design---	4 Hours	$36.00/hour = $144.00
Volunteer Cross-Training	4 Hours	$36.00/hour = $144.00
1 PATH Intl. Certified Instructor		
Direct Facilitation	16 Hours	$36.00/hour = $576.00
Planning/Assessment Meetings:	4 Hours	$36.00/hour = $144.00
Participant Evaluation	4 Hours	$36.00/hour = $144.00
Volunteer Cross-Training	4 Hours	$36.00/hour = $144.00
8 Certified Horse Handlers (1-on-1 with participant)--Volunteer		
Direct Interaction	16 Hours	$0
Volunteer Cross-Training	4 Hours	$0

Instructional Materials

Description	Time Predicted	Cost
8 Therapy Horses		
Program Time	16 Hours/horse	$40.80/hour for 8 horses = $5,222.40
Project Materials for Arena		
Direct Facilitation Mobile fencing, poles, buckets, rope, etc…	N/A	$250.00
Planning/Assessment Forms	N/A	$5.00
Applications/Releases	N/A	$5.00

In-Direct Costs

Description	Time Predicted	Cost
Liability Insurance		
For Participants	16 Hours	$6.94/hour = $111.04
Arena Rental		
Direct Facilitation	16 Hours	$33.26/hour = $532.16

Total PALS Cost

Staffing Requirements	$2,160.00
Instructional Materials	$5482.40
In-Direct Costs	$643.20
	Total $8,285.60

BBBS Costs

Staffing Requirements

Description	Time Predicted	Cost
1 BBBS Supervisor		
Direct Supervision	16 Hours	$20/hour = $320.00

Instructional Materials

Description	Time Predicted	Cost
Food		
Snack and/or lunch	N/A	$75.00/Offering = $150.00

Total BBBS Cost

Staffing Requirements	$320.00
Instructional Materials	$150.00
Total	$470.00

Total Project LEAD Program Costs:

Total PALS Cost	$8,285.60
Total BBBS Cost	$470.00
Total:	$8,755.60

Memorandum of Understanding

Jack Hopkins Social Service Funding Application

A Collaborative Project Application by:
People and Animal Learning Services (PALS)
Big Brothers Big Sisters of South Central Indiana (BBBS)

Background

Jack Hopkins Social Services Funding encourages agencies to submit proposals for collaborative projects designed to address community-wide social problems and more efficiently meet the needs of social service agencies and agency clients. In assessing community needs it was determined that a collaborative partnership between People and Animal Learning Services (PALS) and Big Brothers Big Sisters of South Central Indiana (BBBS) could be beneficial to providing services for a specific population of BBBS' clientele.

Purpose of this MoU

The purpose of this Memorandum of Understanding (MoU) is to identify the collaboration between PALS and BBBS for the submission of an application for the 2012 Jack Hopkins funding cycle in support of Project LEAD, an equine experiential education program.

The following agree to the terms of the MoU:

Fern Bonchek
PALS Executive Director

4/6/12
Date

Tom Saccone
Executive Director

4/6/12
Date

PEOPLE AND ANIMAL
LEARNING SERVICES, INC.-
BLOOMINGTON, INDIANA

FINANCIAL STATEMENTS

YEARS ENDED
DECEMBER 31, 2010 AND 2009

PEOPLE AND ANIMAL
LEARNING SERVICES, INC.

CONTENTS

	Page
INDEPENDENT AUDITOR'S REPORT	3
STATEMENTS OF FINANCIAL POSITION	4
STATEMENTS OF ACTIVITIES	5
STATEMENTS OF FUNCTIONAL EXPENSES	6
STATEMENTS OF CASH FLOWS	7
NOTES TO FINANCIAL STATEMENTS	8-10

MONROE SHINE
KNOWLEDGE FOR TODAY . . . VISION FOR TOMORROW
1227 15TH STREET, P. O. BOX 1510, BEDFORD, IN 47421
PHONE: 812.279.3551 • FAX: 812.275.5610

Independent Auditor's Report

Board of Directors
People and Animal Learning Services, Inc.
Bloomington, Indiana

We have audited the accompanying statement of financial position of the People and **Animal Learning Services, Inc.** as of December 31, 2010, and the related statements of activities, functional expenses and cash flows for the year then ended. These financial statements are the responsibility of the Organization's management. Our responsibility is to express an opinion on these financial statements based on our audit.

We conducted our audit in accordance with auditing standards generally accepted in the United States of America. Those standards require that we plan and perform the audit to obtain reasonable assurance about whether the financial statements are free of material misstatement. An audit includes examining, on a test basis, evidence supporting the amounts and disclosures in the financial statements. An audit also includes assessing the accounting principles used and significant estimates made by management, as well as evaluating the overall financial statement presentation. We believe that our audit provides a reasonable basis for our opinion.

In our opinion, the financial statements referred to above present fairly, in all material respects, the financial position of the **People and Animal Learning Services, Inc.** as of December 31, 2010 and the changes in its net assets and its cash flows for the year then ended in conformity with accounting principles generally accepted in the United States of America.

The 2009 financial statements were reviewed by us, and our report thereon, dated April 8, 2010, stated that we were not aware of any material modifications that should be made to those statements for them to be in conformity with accounting principles generally accepted in the United States of America. However, a review is substantially less in scope than an audit and does not provide a basis for the expression of an opinion on the financial statements taken as a whole.

Monroe Shine

Bedford, Indiana
June 17, 2011

PEOPLE AND ANIMAL LEARNING SERVICES, INC.
STATEMENTS OF FINANCIAL POSITION
YEARS ENDED DECEMBER 31, 2010 (AUDITED) AND 2009 (UNAUDITED)

ASSETS

	2010	2009
CURRENT ASSETS		
Cash	$ 75,193	$ 82,744
Accounts receivable	3,780	3,027
Prepaid insurance	4,301	3,199
Total Current Assets	83,274	88,970
EQUIPMENT		
Horses	9,500	12,000
Office equipment and furniture	9,479	9,479
	18,979	21,479
Less accumulated depreciation	16,758	15,541
Net Equipment	2,221	5,938
Total Assets	$ 85,495	$ 94,908

LIABILITY AND NET ASSETS

CURRENT LIABILITY		
Accounts payable	$ 606	$ 2,542
NET ASSETS		
Unrestricted	84,889	92,366
Total Liability and Net Assets	$ 85,495	$ 94,908

See notes to financial statements.

PEOPLE AND ANIMAL LEARNING SERVICES, INC.
STATEMENTS OF ACTIVITIES
YEARS ENDED DECEMBER 31, 2010 (AUDITED) AND 2009 (UNAUDITED)

	2010	2009
CHANGES IN UNRESTRICTED NET ASSETS:		
Revenues		
Donations	$ 96,950	$ 110,616
Program service revenue	58,549	66,478
United Way	11,918	6,111
Grant income	14,040	13,579
In-kind	4,840	15,902
Fundraising	18,783	22,553
Interest income	8	5
TOTAL UNRESTRICTED REVENUES AND OTHER SUPPORT	205,088	235,244
Expenses		
Program services	183,967	166,597
Supporting services:		
Management and general	18,013	17,347
Fundraising	10,585	10,108
TOTAL EXPENSES	212,565	194,052
Increase (Decrease) in Unrestricted Net Assets	(7,477)	41,192
Net assets at beginning of year	92,366	51,174
Net Assets at End of Year	$ 84,889	$ 92,366

See notes to financial statements.

PEOPLE AND ANIMAL LEARNING SERVICES, INC.

STATEMENTS OF FUNCTIONAL EXPENSES

YEARS ENDED DECEMBER 31, 2010 (AUDITED) AND 2009 (UNAUDITED)

	2010				2009			
	PROGRAM SERVICES	MANAGEMENT AND GENERAL	FUND-RAISING	TOTAL	PROGRAM SERVICES	MANAGEMENT AND GENERAL	FUND-RAISING	TOTAL
Compensation and related expenses								
Salaries	$ 51,608	$ 10,322	$ 6,881	$ 68,811	$ 50,326	$ 10,065	$ 6,710	$ 67,101
Payroll taxes	3,814	763	509	5,086	3,734	747	498	4,979
	55,422	11,085	7,390	73,897	54,060	10,812	7,208	72,080
Program expenses	93,473	-	-	93,473	71,065	-	-	71,065
Rent	11,882	-	-	11,882	10,560	-	-	10,560
Insurance	8,086	1,838	1,225	11,149	11,737	2,347	1,565	15,649
Telephone	1,954	423	282	2,659	2,349	470	313	3,132
Conferences and training	217	-	-	217	660	-	-	660
Office supplies and postage	3,493	699	466	4,658	6,190	1,238	825	8,253
Repairs and maintenance	3,320	-	-	3,320	5,287	-	-	5,287
Advertising and marketing	275	-	-	275	15	-	-	15
Professional services	-	2,135	-	2,135	-	2,085	-	2,085
Depreciation	2,384	-	-	2,384	3,293	-	-	3,293
Miscellaneous	3,461	1,833	1,222	6,516	1,381	395	197	1,973
TOTAL EXPENSES	$ 183,967	$ 18,013	$ 10,585	$ 212,565	$ 166,597	$ 17,347	$ 10,108	$ 194,052

See notes to financial statements.

PEOPLE AND ANIMAL LEARNING SERVICES, INC.
STATEMENTS OF CASH FLOWS
YEARS ENDED DECEMBER 31, 2010 (AUDITED) AND 2009 (UNAUDITED)

	2010	2009
OPERATING ACTIVITIES		
Increase (decrease) in net assets	$ (7,477)	$ 41,192
Adjustments to reconcile change in net assets to net cash provided by (used in) operating activities:		
Depreciation	2,384	3,293
(Gain) loss on sale of asset	1,831	(417)
Horse in-kind income	(500)	(3,500)
(Increase) decrease in current assets:		
Accounts receivable	(753)	(84)
Prepaid insurance	(1,102)	689
Increase (decrease) in current liability:		
Accounts payable	(1,936)	419
Net Cash Provided by (Used in) Operating Activities	(7,553)	41,592
INVESTING ACTIVITY		
Proceeds from sale of asset	2	500
Net Increase (Decrease) in Cash	(7,551)	42,092
Cash at beginning of year	82,744	40,652
Cash at End of Year	$ 75,193	$ 82,744
SUPPLEMENTAL DISCLOSURE OF CASH FLOW INFORMATION:		
Property received from:		
In-kind donations	$ 500	$ 3,500

See notes to financial statements.

(1) SUMMARY OF SIGNIFICANT ACCOUNTING POLICIES

Nature of Operations

The Organization provides therapeutic animal assisted activities to children and adults with physical, learning or emotional disabilities in southern Indiana.

Use of Estimates

Management uses estimates and assumptions in preparing financial statements in accordance with generally accepted accounting principles. These estimates and assumptions affect the reported amounts of assets and liabilities, the disclosure of contingent assets and liabilities, and the reported revenues and expenses. Actual results could vary from the estimates that were used.

Property and Equipment

The Organization uses the straight-line method of computing depreciation at rates adequate to amortize the cost of the applicable assets over their useful lives.

Items capitalized as part of equipment are valued at cost. Maintenance and repairs are expensed as incurred. The asset cost and related accumulated depreciation of assets sold or otherwise disposed of are removed from the related accounts and any gain or loss is included in operations.

Income Taxes

The Organization is a non-profit organization, organized under the laws of the State of Indiana, and is exempt from income taxes under Section 501(c)(3) of the Internal Revenue Code. Accordingly, the financial statements do not provide for income taxes.

Effective January 1, 2009, the Organization implemented the accounting guidance for uncertainty in income taxes using the provisions of Financial Accounting Standards Board [FASB] ASC 740, Income Taxes. Using that guidance, tax positions initially need to be recognized in the financial statements when it is more-likely-than-not the position will be sustained upon examination by the tax authorities.

As of December 31, 2010, the Organization had no uncertain tax positions that qualify for either recognition or disclosure in the financial statements. The Organization files federal and Indiana income tax returns. Returns filed in these jurisdictions for the tax years ended on or after December 31, 2007 are subject to examination by the relevant taxing authorities.

Basis of Accounting

The financial statements have been prepared on the accrual basis of accounting.

(1 – continued)

Basis of Presentation

The Organization reports information regarding its financial position and activities in one class of net assets: unrestricted. No temporarily or permanently restricted net assets existed at December 31, 2010 and 2009. The terms are defined below:

Unrestricted net assets - Net assets that are not subject to donor-imposed stipulations.

Donations

Donations, other than cash, are recorded at their fair market value as of the date of donation. Donated services that require specific expertise and would normally have been purchased and donated services that create or enhance non-financial assets are recorded at fair market value. Those donated services that do not meet these specific criteria are not reflected in the financial statements.

Advertising

People and Animal Learning Services expense advertising costs as they are incurred. Advertising expense was approximately $ 275 and $ 15 for the years ended December 31, 2010 and 2009, respectively.

Accounts Receivable

People and Animal Learning Service's accounts receivables are recorded when services are rendered and are presented in the Statements of Financial Position net of bad debts. The valuation of accounts receivable is based upon a detailed analysis of past due accounts, contractual agreements,, and the history of uncollectible accounts. Credit is extended on an unsecured basis.

(2) REVOLVING LINE OF CREDIT

The Organization has a revolving line of credit with Old National Bank in the amount of $20,000. The interest rate charged on this line of credit is the prime rate plus .75% which at December 31, 2010, was 4.00%. As of December 31, 2010 the Organization had not borrowed against this line of credit.

(3) OPERATING LEASE

The Organization currently leases real estate under an operating lease, which expires December 31, 2013. Provisions exist in the lease for reduction in required monthly payments for improvements and repairs made by the Organization and an option to renew for an additional three year period. Termination provisions exist if suitable donated real estate becomes available. Lease expense for 2010 and 2009 was $10,560 and $10,560, respectively.

The following are future minimum rental payments required under leases that have initial or remaining lease terms in excess of one year as of December 31, 2010. The annual lease payments of $11,616 continue until December 31, 2013 for a total of $34,848.

(4) SUBSEQUENT EVENTS

The Organization has evaluated whether any subsequent events that require recognition or disclosure in the accompanying financial statements and related notes thereto have taken place through June 17, 2011, the date these financial statements were issued. The Organization has determined that there are no such subsequent events.

People and Animal Learning Services (PALS)

2011 Year End Financials

PEOPLE & ANIMAL LEARNING SERVICES (PALS)
Profit & Loss
January through December 2011

	Jan - Dec 11	
Ordinary Income/Expense		
Income		
400 · Program Income		
401 · TR Lesson Fees		
401.1 · Winter	1,600.00	
401.2 · Spring		
401.2.1 · Full Rate	315.00	
401.2 · Spring - Other	10,858.24	
Total 401.2 · Spring	11,173.24	
401.3 · Summer		
401.3.1 · Full Rate	15.00	
401.3 · Summer - Other	10,015.00	
Total 401.3 · Summer	10,030.00	
401.4 · Fall		
401.4.1 · Full Rate	12,670.00	
401.4.2 · Scholarship Rate	1,410.00	
Total 401.4 · Fall	14,080.00	
401 · TR Lesson Fees - Other	3,880.00	
Total 401 · TR Lesson Fees		40,763.24
402 · Rec Lesson Fees		
402.1 · Winter	1,240.00	
402.2 · Spring	2,885.00	
402.3 · Summer	2,330.00	
402.4 · Fall	4,110.00	
402 · Rec Lesson Fees - Other	150.00	
Total 402 · Rec Lesson Fees		10,715.00
404 · Special Group		675.00
Total 400 · Program Income		52,153.24
410 · Miscellaneous Income		
412 · In-Kind Income		10,446.51
413 · PALS Attire		525.08
414 · Transaction Fee		4.12
415 · Late Fee on Overdue Balance		70.00
Total 410 · Miscellaneous Income		11,045.71
420 · Restricted Donations		
422 · Rider Scholarship Designations		750.00

PEOPLE & ANIMAL LEARNING SERVICES (PALS)
Profit & Loss
January through December 2011

	Jan - Dec 11
424 · Horse Sponsorship/Grants	
424.1 · IQHA Charity Trail Ride	2,700.00
424.2 · The EQUUS Foundation	3,500.00
424.3 · Pledge for our PALS	1,448.00
424 · Horse Sponsorship/Grants - Other	1,690.00
Total 424 · Horse Sponsorship/Grants	9,338.00
425 · Rider Scholarships	
425.1 · UU 25% Funds	6,338.86
Total 425 · Rider Scholarships	6,338.86
426 · NAP Credits	30,109.82
427 · Program Grants	
427.3 · Indiana Youth Insitute	2,034.80
427.4 · Monroe County Comm Foundation	2,500.00
427.7 · PeyBack Foundation	5,400.00
427.8 · Jack Hopkins SS Funding	453.57
Total 427 · Program Grants	10,388.37
429 · United Way Grant	9,234.72
Total 420 · Restricted Donations	66,159.77
430 · Unrestricted Donations	
431 · Appeals	10,278.25
435 · Unsolicited	14,722.38
436 · Third Party Fundraising	12,828.90
437 · UW Donor Designations/CFC	5,866.81
Total 430 · Unrestricted Donations	43,696.34
440 · Special Events Income	
441 · Fun Show	
441.1 · Fun Show - Sponsor	7,750.00
441.3 · Fun Show - Concessions	270.75
Total 441 · Fun Show	8,020.75
442 · Mane Event	
442.1 · Mane Event - Tickets	9,379.20
442.2 · Mane Event - Auction	32,198.60
442.3 · Mane Event - Sponsorship	10,490.40
442.5 · Heads or Tails	1,890.50

PEOPLE & ANIMAL LEARNING SERVICES (PALS)
Profit & Loss
January through December 2011

	Jan - Dec 11	
442.6 · Fund A Need	22,377.30	
442.7 · Donation	1,550.00	
Total 442 · Mane Event		77,886.00
Total 440 · Special Events Income		85,906.75
Total Income		258,961.81
Gross Profit		258,961.81
Expense		
500 · Horse		
501 · Board		23,559.44
502 · Farrier		
502.11 · Farrier In Kind	360.00	
502 · Farrier - Other	2,455.13	
Total 502 · Farrier		2,815.13
503 · Hay		1,048.00
505 · Maintenance		
505.1 · Maintenance In Kind	679.00	
505 · Maintenance - Other	3,608.51	
Total 505 · Maintenance		4,287.51
506 · Medical		3,139.60
Total 500 · Horse		34,849.68
600 · Personnel		
601 · Wages		
601.1 · Admin	56,828.45	
601.2 · Program	36,763.44	
Total 601 · Wages		93,591.89
607 · Consultants		49,500.00
610 · Health Insurance		7,902.04
611 · Workers Compensation		1,401.60
612 · 125 Plan Fee		140.00
613 · Payroll Taxes		7,237.13
Total 600 · Personnel		159,772.66
700 · Program Support		
701 · Rent		
701.1 · Arena	12,765.50	
701.4 · Office	2,100.00	
Total 701 · Rent		14,865.50

PEOPLE & ANIMAL LEARNING SERVICES (PALS)
Profit & Loss
January through December 2011

	Jan - Dec 11
702 · Program Equipment	
702.1 · Tack	86.83
702.2 · Equipment	890.17
702.3 · Program In Kind	3,666.00
Total 702 · Program Equipment	4,643.00
703 · Continuing Education	
703.1 · Meal Reimbursement	282.94
703 · Continuing Education - Other	2,430.90
Total 703 · Continuing Education	2,713.84
704 · Travel	
704.1 · Mileage & Hauling	160.64
Total 704 · Travel	160.64
705 · Computer/Software	
705.1 · Computer In Kind	650.00
705 · Computer/Software - Other	1,582.39
Total 705 · Computer/Software	2,232.39
707 · Insurance	
707.2 · Casualty & Property	2,504.00
707.4 · D & O	956.00
707 · Insurance - Other	0.00
Total 707 · Insurance	3,460.00
708 · Phone & Internet	
708.1 · Cell Phones	2,374.75
708.2 · Office/Fax	559.35
708.3 · Barn	805.47
708 · Phone & Internet - Other	231.87
Total 708 · Phone & Internet	3,971.44
709 · Office Supplies	1,418.13
710 · Postage	
710.1 · Newsletter	252.66
710.3 · Volunteer	2.48
710.4 · Rider	22.82
710.5 · Fundraising Letters	274.79
710.6 · Misc	489.29
Total 710 · Postage	1,042.04

PEOPLE & ANIMAL LEARNING SERVICES (PALS)
Profit & Loss
January through December 2011

	Jan - Dec 11	
711 · Printing		
711.1 · Printing In Kind	644.51	
711.2 · Newsletter	366.87	
711.3 · Fundraising	2,009.44	
711.4 · General	154.26	
Total 711 · Printing		3,175.08
712 · Advertising		
712.1 · Community Fair	198.22	
712 · Advertising - Other	255.00	
Total 712 · Advertising		453.22
713 · Clothing		
713.1 · Attire	482.17	
713.2 · T-Shirts	1,268.70	
Total 713 · Clothing		1,750.87
714 · Appreciation		
714.1 · Staff	37.58	
714.2 · Volunteer	2,152.63	
714.3 · Appreciation In Kind	717.00	
714.4 · Donor	80.00	
Total 714 · Appreciation		2,987.21
715 · Licenses and Fees		19.38
716 · Membership Fees		
716.2 · Chamber	355.00	
716.3 · Instructor	130.00	
716.5 · Program	925.00	
716 · Membership Fees - Other	35.00	
Total 716 · Membership Fees		1,445.00
717 · Etapestry		1,453.68
718 · Accounting		4,900.00
723 · Show Fees		35.00
724 · Write Offs		9.00
735 · Bank Service Charge		3.00
739 · Maintenance		
739.2 · Mag Flakes	392.02	
Total 739 · Maintenance		392.02
799 · Petty Cash		0.00
Total 700 · Program Support		51,130.44

PEOPLE & ANIMAL LEARNING SERVICES (PALS)
Profit & Loss
January through December 2011

	Jan - Dec 11
780 · Special Events	
781 · Fun Show Expense	
781.2 · Awards	
781.25 · Awards In Kind	855.00
Total 781.2 · Awards	855.00
781.5 · Printing	
781.52 · Printing In Kind	375.00
781.5 · Printing - Other	7.47
Total 781.5 · Printing	382.47
781.6 · Postage	281.54
781.7 · Entertainment	250.00
Total 781 · Fun Show Expense	1,769.01
782 · Mane Event	
782.1 · Postage	253.64
782.10 · Misc	266.83
782.11 · Commission Fee	3,035.05
782.12 · Auctioneer/Booking Fee	800.00
782.13 · Credit Card Usage Fee	1,212.81
782.14 · Auction Purchase	2,518.95
782.2 · Food & Service	8,354.18
782.5 · Music	100.00
782.6 · Printing	2,009.63
782.7 · Facility Rental	255.00
782.8 · Decorations	403.44
782.9 · Parking	92.15
Total 782 · Mane Event	19,301.68
Total 780 · Special Events	21,070.69
Total Expense	266,823.47
Net Ordinary Income	-7,861.66
Other Income/Expense	
Other Income	
800 · Interest Income	7.77
801 · Credits	3,210.05
806 · Capital Campaign Income	
806.1 · Donations	10,000.00
Total 806 · Capital Campaign Income	10,000.00
Total Other Income	13,217.82

PEOPLE & ANIMAL LEARNING SERVICES (PALS)
Profit & Loss
January through December 2011

	Jan - Dec 11
Other Expense	
900 · Gain/Loss on Asset Sales	-4.00
Total Other Expense	-4.00
Net Other Income	13,221.82
Net Income	**5,360.16**

BIG BROTHERS - BIG SISTERS OF MONROE COUNTY, INC.

Financial Statements
DECEMBER 31, 2010 and 2009

Big Brothers Big Sisters
of South Central Indiana

BIG BROTHERS - BIG SISTERS OF MONROE COUNTY, INC.

Table of Contents

	Page
INDEPENDENT AUDITORS' REPORT	1
FINANCIAL STATEMENTS:	
Balance Sheet	2
Statement of Activity	3
Statement of Cash Flows	4
Statement of Functional Expenses	5
Notes to Financial Statements	6-13

Stampfli Associates, CPAs, P.C.

INDEPENDENT AUDITORS' REPORT

Board of Directors
Big Brothers – Big Sisters of Monroe County, Inc.
Bloomington, Indiana

We have audited the accompanying balance sheet of Big Brothers – Big Sisters of Monroe County, Inc. as of December 31, 2010 and 2009 and the related statements of activity, functional expenses and cash flows for the years then ended. These financial statements are the responsibility of the organization's management. Our responsibility is to express an opinion on these financial statements based on our audit.

We conducted our audit in accordance with auditing standards generally accepted in the United States of America. Those statements require that we plan and perform the audit to obtain reasonable assurance about whether the financial statements are free of material misstatement. An audit includes examining, on a test basis, evidence supporting the amounts and disclosures in the financial statements. An audit also includes assessing the accounting principles used and significant estimates made by management, as well as evaluating the overall financial statement presentation. We believe that our audit provides a reasonable basis for our opinion.

In our opinion, the financial statements referred to above present fairly, in all material respects, the financial position of Big Brothers – Big Sisters of Monroe County, Inc. as of December 31, 2010 and 2009, and the changes in its net assets and its cash flows for the year then ended in conformity with accounting principles generally accepted in the United States of America.

Stampfli Associates

Bloomington, Indiana
May 26, 2011

200 S. College Ave., PO Box 2628, Bloomington, IN 47402 - t 812.339.0450 - f 812.339.3380 -
stampfli@stampflicpa.com

BIG BROTHERS BIG SISTERS OF MONROE COUNTY, INC.

Balance Sheet
December 31, 2010 and 2009

	Unrestricted		Temporarily restricted		Permanently restricted		Total	
	2010	2009	2010	2009	2010	2009	2010	2009
ASSETS								
CURRENT ASSETS								
Cash and cash equivalents	$ 3,524	$ 18,517	$ -	$ 5,370	$ -	$ -	$ 3,524	$ 23,8 7
Certificate of deposit	-	75,000	-	-	-	-	-	75,0 0
Pledge receivable (Note 3)	4,436	3,905	15,482	17,388	-	-	19,918	21,2 3
Other receivables	1,886	536	-	-	-	-	1,886	5 5
Prepaid expenses	3,863	7,094	-	-	-	-	3,863	7,0 4
Total Current Assets	13,709	105,052	15,482	22,758	-	-	29,191	127,8 0
PROPERTY & EQUIPMENT-NET (Note 4)	2,624	4,186	-	-	-	-	2,624	4,1 5
OTHER ASSETS								
Investments (Note 6)	325,620	296,915	-	-	-	-	325,620	296,9 5
Interest in net assets of Community Foundation (Note 7)	(11)	(2,547)	-	-	42,857	42,857	42,846	40,3 0
TOTAL ASSETS	$ 341,942	$ 403,606	$ 15,482	$ 22,758	$ 42,857	$ 42,857	$ 400,281	$ 469,2 1
LIABILITIES AND NET ASSETS								
CURRENT LIABILITIES:								
Accounts payable	$ 4,129	$ 4,727	$ -	$ -	$ -	$ -	$ 4,129	$ 4,7 7
Accrued Expenses	8,004	17,976	-	-	-	-	8,004	17,9 6
Total Current Liabilities	12,133	22,703	-	-	-	-	12,133	22,7 3
NET ASSETS: (Notes 8 & 9)	329,809	380,903	15,482	22,758	42,857	42,857	388,148	446,5 8
TOTAL LIABILITIES AND NET ASSETS	$ 341,942	$ 403,606	$ 15,482	$ 22,758	$ 42,857	$ 42,857	$ 400,281	$ 469,2 1

See accompanying notes and accountants' report

BIG BROTHERS BIG SISTERS OF MONROE COUNTY, INC.

Statement of Activity
Year ended December 31, 2010 and 2009

	Unrestricted		Temporarily restricted		Permanently restricted		Total	
	2010	2009	2010	2009	2010	2009	2010	2009
SUPPORT AND REVENUE:								
Support								
Direct contributions	$ 55,564	$ 74,570	$ 14,694	$ 3,670	$ -	$ -	$ 70,258	$ 78,240
Indirect contributions	82,144	67,902	-	-	-	-	82,144	67,902
Special events (Note 10)	163,655	130,793	-	-	-	-	163,655	130,793
Other in-kind contributions	4,200	12,179	-	-	-	-	4,200	12,179
Total Support	305,563	285,444	14,694	3,670	-	-	320,257	289,114
Revenue								
Gain on sale of building	-	92,290	-	-	-	-	-	92,290
Governmental support	25,431	17,183	-	-	-	-	25,431	17,183
Investment Income (Note 6)	28,157	16,527	-	-	-	-	28,157	16,527
Total Revenue	53,588	126,000	-	-	-	-	53,588	126,000
Net assets restrictions released (Note 11)	21,970	28,051	(21,970)	(28,051)	-	-	-	-
Total revenues, gains and other support	381,121	439,495	(7,276)	(24,381)	-	-	373,845	415,114
EXPENSES:								
Program services	262,734	285,628	-	-	-	-	262,734	285,628
Management and general	106,748	105,529	-	-	-	-	106,748	105,529
Fund raising	62,733	83,645	-	-	-	-	62,733	83,645
Total Expenses	432,215	474,802	-	-	-	-	432,215	474,802
CHANGE IN NET ASSETS	(51,094)	(35,307)	(7,276)	(24,381)	-	-	(58,370)	(59,688)
NET ASSETS - Beginning of year	380,903	454,897	22,758	-	42,857	33,272	446,518	488,169
PRIOR PERIOD ADJUSTMENT (Note 15)	-	(38,687)	-	47,139	-	9,585	-	18,037
NET ASSETS - End of year	$ 329,809	$ 380,903	$ 15,482	$ 22,758	$ 42,857	$ 42,857	$ 388,148	$ 446,518

See accompanying notes and accountants' report

821

BIG BROTHERS BIG SISTERS OF MONROE COUNTY, INC.

Statement of Cash Flows
Year ended December 31, 2010 and 2009

	2010	2009
CASH FLOWS FROM OPERATING ACTIVITIES:		
Changes in Net Assets	$ (58,370)	$ (59,688)
Changes not requiring cash in the current year:		
Depreciation	1,562	5,001
Gain on disposition of property	-	(92,290)
Realized (gain) loss on investments	(1,356)	(1,279)
Unrealized (gain) loss on investments	(397)	1,811
Change in interest in net assets of community foundation	(2,536)	(7,038)
Donated property	(3,175)	(1,986)
Investment income reinvested	(21,952)	(3,789)
Add (deduct) net changes in other accounts:		
Other receivables	(1,350)	10,594
Pledges receivable	1,375	19,024
Prepaid expenses	3,231	6,817
Accounts payable	(598)	(9,805)
Accrued expenses	(9,972)	14,177
Net cash provided (used) by operating activities	(93,538)	(118,451)
CASH FLOWS FROM INVESTING ACTIVITIES:		
Proceeds from sale of certificates of deposit	75,000	150,000
Purchases of certificates of deposit	-	(75,000)
Proceeds from sale of investments	48,175	21,893
Purchases of investments	(50,000)	(295,000)
Proceeds from sale of property and equipment	-	237,704
Net cash provided by investing activities	73,175	39,597
CASH FLOWS FROM FINANCING ACTIVITIES:		
Payments on long term debt	-	(2,760)
INCREASE (DECREASE) IN CASH	(20,363)	(81,614)
CASH AND CASH EQUIVALENTS--January 1	23,887	105,501
CASH AND CASH EQUIVALENTS--December 31	$ 3,524	$ 23,887
Supplemental data for non-cash operating and investing activities:		
Long term debt retired in sale	$ -	$ 24,792
Gifts of securities received	3,175	1,986
In-Kind donations of items expensed	42,279	23,675

See accompanying notes and accountants' report

BIG BROTHERS BIG SISTERS OF MONROE COUNTY, INC.

Statement of Functional Expenses
December 31, 2010 and 2009

	Program		Management and General		Fund Raising		Total	
	2010	2009	2010	2009	2010	2009	2010	2009
Payroll	$ 158,444	$ 193,573	$ 52,400	$ 57,975	$ 43,154	$ 63,572	$ 253,998	$ 315,120
Payroll Tax	13,373	15,431	4,423	4,621	3,642	5,068	21,438	25,120
Other employee expense	12,676	13,721	4,192	4,110	3,452	4,506	20,320	22,337
	184,493	222,725	61,015	66,706	50,248	73,146	295,756	362,577
Program expense	5,159	4,062	-	-	-	-	5,159	4,062
Occupancy	28,722	14,895	8,207	5,606	4,103	2,278	41,032	22,779
Advertising and promotion	1,358	1,198	-	-	-	-	1,358	1,198
Professional fees	-	-	18,950	17,155	-	-	18,950	17,155
Dues and subscriptions	7,625	8,746	2,179	2,499	1,089	1,250	10,893	12,495
Insurance	11,269	7,282	3,220	2,081	1,610	1,040	16,099	10,403
Information technology	5,031	3,575	5,031	3,576	-	-	10,062	7,151
Equipment expense	3,689	3,815	1,054	1,090	527	545	5,270	5,450
Miscellaneous	1,675	184	6,315	4,971	-	-	7,990	5,155
Depreciation	1,093	3,501	312	1,000	156	500	1,561	5,001
Volunteer expense	4,579	4,803	-	-	-	-	4,579	4,803
Uncollectable pledges	-	-	-	-	4,768	4,463	4,768	4,463
Travel and meals	2,968	4,333	-	21	-	10	2,968	4,364
Postage and shipping	1,626	2,455	465	701	232	351	2,323	3,507
Supplies	1,990	2,166	-	-	-	-	1,990	2,166
Printing	1,457	1,455	-	-	-	-	1,457	1,455
Interest expense	-	433	-	123	-	62	-	618
Total Expenses	$ 262,734	$ 285,628	$ 106,748	$ 105,529	$ 62,733	$ 83,645	$ 432,215	$ 474,802

See accompanying notes and accountants' report

NOTE 1 - SUMMARY OF SIGNIFICANT ACCOUNTING POLICIES:

Nature of Operations:
Big Brothers - Big Sisters of Monroe County, Inc. (the agency) is an Indiana not-for-profit corporation. The agency has a mission to empower youth and to serve the emotional, social and educational needs of children ages 6 through 18 (or upon graduation from high school, whichever is later) by facilitating professionally supported relationships with adult volunteers. It operates in south central Indiana, and in particular, Monroe County.

Cash and Cash Equivalents:
Cash and cash equivalents include cash, bank accounts, money market fund accounts which are similar to bank money market accounts, and certificates of deposit with initial maturities of three months or less.

Property and Equipment:
Property and Equipment are recorded at cost, except in the case of donated property which is recorded at the estimated fair-market value at the date of donation. Property and equipment are depreciated using the straight-line method over the estimated useful lives of five to forty years.

Donated Services:
Contributions of donated services that create or enhance nonfinancial assets or that require specialized skills, are provided by individuals possessing those skills, and would typically need to be purchased if not provided by donation, are recorded at their fair values in the period received. During 2010 and 2009 a large number of volunteers donated significant amounts of time in the agency's program and governance efforts. However, no support or expense was recorded in connection with those services. Other services in connection with special events were recorded as described below.

Restricted contributions:
It is the policy of the agency to treat temporarily restricted contributions as unrestricted if the restrictionis met in the same period as the contribution.

Donated Assets:
The agency reports gifts of cash and other assets as restricted support if they are received with donor stipulations that limit the use of the donated assets. When a donor restriction expires, that is, when a stipulated time restriction ends or purpose restriction is accomplished, temporarily restricted net assets are reclassified to unrestricted net assets and reported in the statement of activities as net assets released from restrictions.

The agency reports gifts of property and equipment as unrestricted support unless explicit donor stipulations specify how the donated assets must be used. Gifts of long-lived assets with explicit restrictions that specify how the donated assets must be used, and gifts of cash or other assets that must be used to acquire long-lived assets are reported as restricted support. Absent explicit donor stipulations about how long those long-lived assets must be maintained the agency reports expirations of donor restrictions when the donated or acquired long-lived assets are placed in service.

Use of Estimates:
The preparation of financial statements in conformity with generally accepted accounting principles requires management to make assumptions that affect certain reported amounts and disclosures. Accordingly, actual results could differ from those estimates.

NOTE 2 - INCOME TAX STATUS:

In accordance with ASC 740-10-65-1 the initial application of the standards for uncertainty in income taxes was deferred until the year ended December 2009.

The agency files Federal and Indiana income tax returns as an exempt organization under section 501(c)(3) of the Internal revenue Code and does not report any unrelated business income or other income taxes. The agency is not considered to be a private foundation.

The agency's Federal and Indiana income tax returns for 2008, 2009 and 2010 are subject to examination by the IRS and state of Indiana, generally for three years after they were filed. The agency recognizes tax benefits only to the extent the agency believes it is "more likely than not" that its taxpositions would be sustained upon examination. Accordingly, any provision for unpaid taxes in the statement of financial position reflects only tax positions that the agency believes do not have greater than a 50% chance of realization after examination. There were no tax positions considered less than 50% likely of sustainability.

There were no income tax penalties or interest incurred in 2010 or 2009.

NOTE 3 - PLEDGES RECEIVABLE:

Pledges receivable consist of uncollateralized pledges for the support of the agency. Provision for uncollectible pledges is computed based upon management estimates of current economic factors and consideration of individual pledges. Pledges to be received more than one year after the pledge are discounted at the rate of 3%. Pledges not intended to be remitted till a future year are temporarily restricted for use in such future year. Pledges receivable at December 31, 2010 are as follows:

	Unrestricted	Temporarily Restricted	Total
Pledges receivable	$11,301	$16,159	$27,460
Less collection allowance	(6,865)	---	(6,865)
Less discount for time value	---	(677)	(677)
	$ 4,436	$15,482	$19,918

Pledges receivable at December 31, 2009 are as follows:

	Unrestricted	Temporarily Restricted	Total
Pledges receivable	$11,947	$19,659	$31,606
Less collection allowance	(8,042)	(1,900)	(9,942)
Less discount for time value	---	(371)	(371)
	$ 3,905	$17,388	$21,293

Pledges are scheduled for collection as follows:

Due currently	$11,300
2011	5,960
2012	5,200
2013	5,000
	$27,460

NOTE 4 - PROPERTY AND EQUIPMENT-NET:

	2010	2009
Office equipment	$25,523	$25,523
Furniture	1,514	1,514
	27,037	27,037
Less accumulated depreciation	24,413	22,851
	$ 2,624	$ 4,186

During 2009 the agency sold the building it had owned and remains there as a tenant.

NOTE 5 - FINANCIAL INSTRUMENTS:

The carrying amount of all financial instruments reported, other than investments, approximate fair values because of the short maturities of those instruments.

The following table summarizes certain fair value information at December 2010 for assets and liabilities measured at fair value on a recurring basis.

	Fair Value	Quoted Prices in Active Markets for Identical Assets (Level 1)	Significant Other Observable Inputs (Level 2)	Significant Unobservable Inputs (Level 3)
Mutual Fund	$325,620	$325,620	$ ---	$ ---
Interest in net assets - community foundation	42,846	----	42,846	---
Pledges receivable	19,918	----	19,918	---
	$388,384	$325,620	$62,764	$ ---

The following table summarizes certain fair value information at December 2009 for assets and liabilities measured at fair value on a recurring basis.

	Fair Value	Quoted Prices in Active Markets for Identical Assets (Level 1)	Significant Other Observable Inputs (Level 2)	Significant Unobservable Inputs (Level 3)
Mutual Fund	$296,915	$296,915	$ ---	$ ---
Interest in net assets - community foundation	40,310	----	40,310	---
Pledges receivable	21,293	----	21,293	---
	$358,518	$296,915	$61,603	$ ---

Investment values are determined by reference to closing prices on public exchanges. The interest in the net assets of the foundation is level two because there is no direct access to the securities. Pledges receivable are reported net of estimated collection allowances and discounts for long-term pledges.

NOTE 6 - INVESTMENTS:

The following schedule summarizes the investment return in the statement of activities.

	2010	2009
Interest	$ 248	$ 4,443
Dividends	22,663	3,979
Net realized gains	1,161	1,279
Net unrealized gains (losses) net of reclassifications	397	(1,811)
Change in interest in net assets of community foundation	3,688	8,655
Other income	---	(18)
Totals	$28,157	$16,527

	Market Value 2010	Cost 2010	Market Value 2009	Cost 2009
Mutual Fund	$325,620	$327,034	$296,915	$298,725

NOTE 7 - COMMUNITY FOUNDATION:

The agency has accounts at the Community Foundation of Bloomington and Monroe County. These accounts include an agency account which is included in these financial statements as a permanent endowment and a community account which is not included. Under the terms of the agreement the Foundation holds variance powers to redirect the resources of the agency's funds at their sole discretion. Financial accounting standards require that in such a case the revenue and net assets of the community fund not be considered as revenue or assets of the expected beneficiary, the agency, except for the portion created by the agency.

It is anticipated that support from these funds will be used principally for operating activities. The balance of the community fund at December 31, 2010 and 2009 was $29,723 and $27,075 respectively. The agency fund was as follows;

	2010	2009
Balance of agency fund - beginning of the year	$40,310	$33,272
Investment income net of expenses	3,689	8,654
Less distributions	(1,153)	(1,616)
Total	$42,846	$40,310

NOTE 8 - TEMPORARILY RESTRICTED NET ASSETS:

Temporarily restricted net assets are available for the following purposes or periods:

	2010	2009
Net pledges time restricted to future years	$15,482	$17,388
Pledges purpose restricted to fund raising event	---	3,670
Purpose restricted for scholarships	---	1,700
Total	$15,482	$22,758

NOTE 9 - PERMANENTLY RESTRICTED NET ASSETS:

Permanently restricted net assets are restricted to investment in perpetuity, income from which is expendable to support various purposes.

As required by accounting principles, net assets associated with endowment funds, including funds designated by the Board of Directors to function as endowments (of which there are none), are classified and reported based on the existence or absence of donor-imposed restrictions. Permanently restricted net assets are restricted to investment in perpetuity, income from which is expendable for defined purposes.

Interpretation of Relevant Law

The Board of Directors of the trust has interpreted the Indiana Uniform Management of Institutional Funds Act (UMIFA) as requiring the preservation of the fair value of the original gift as of the gift date of the donor-restricted endowment funds absent explicit donor stipulations to the contrary. As a result of this interpretation, the trust classifies as permanently restricted net assets (a) the original value of gifts donated to permanent endowments, (b) the original value of subsequent gifts to permanent endowments, and (c) accumulations to the permanent endowment made in accordance with the direction of the applicable donor gift instrument at the time the accumulation is added to the fund or in accordance with the applicable law. The remaining portion of the donor-restricted endowment fund that is not classified in permanently restricted net assets is classified as temporarily restricted net assets until those amounts are appropriated for expenditure by the organization in a manner consistent with the standard of prudence prescribed by UMIFA.

In accordance with UMIFA, the organization considers the following factors in making a determination to appropriate or accumulate donor-restricted endowment funds:

(1) The duration and preservation of the fund
(2) The purposes of the organization and the donor-restricted endowment fund
(3) General economic conditions
(4) The possible effect of inflation and deflation
(5) The expected total return from income and the appreciation of investments
(6) Other resources of the organization
(7) The investment policies of the organization.

Endowment Net Asset Composition by Type of Fund as of December 31, 2010

	Unrestricted	Temporarily Restricted	Permanently Restricted	Total
Community Foundation endowment	$ (11)	$ ---	$42,857	$42,846

Changes in Endowment Net Assets for the Year Ended December 31, 2010

	Unrestricted	Temporarily Restricted	Permanently Restricted	Total
Endowment net assets, beginning of year	$(2,547)	$ ---	$42,857	$40,310
Investment return	4,581	---	---	4,581
Expenses	(892)	---	---	(892)
Appropriation for expenditure	(1,153)	---	---	(1,153)
Endowment net assets, end of year	$ (11)	$ ---	$42,857	$42,846

Endowment Net Asset Composition by Type of Fund as of December 31, 2009

	Unrestricted	Temporarily Restricted	Permanently Restricted	Total
Community Foundation endowment	$(2,547)	$ ---	$42,857	$40,310

Changes in Endowment Net Assets for the Year Ended December 31, 2009

	Unrestricted	Temporarily Restricted	Permanently Restricted	Total
Endowment net assets, beginning of year	$ ---	$ ---	$33,272	$33,272
Prior period adjustment	(9,585)		9,585	---
Investment return	9,435	---	---	9,435
Expenses	(781)	---	---	(781)
Appropriation for expenditure	(1,616)	---	---	(1,616)
Endowment net assets, end of year	$(2,547)	$ ---	$42,857	$40,310

Net investment income is allocated in total and not differentiated by net asset class. The components of net investment income in the endowment funds are as follows:

	2010	2009
Interest and dividends	$1,244	$2,153
Realized gains (losses)	512	(27)
Unrealized gains	2,825	7,309
Totals	$4,581	$9,435

This income is included in the change in net assets of community foundation.

Funds with Deficiencies

From time to time, the value of assets associated with individual donor restricted endowment funds may fall below the level that the donor or UMIFA requires the Organization to retain as a fund of perpetual duration. In accordance with accounting principles, deficiencies of this nature that are reported in unrestricted net assets were $11 at December 31, 2010 and $2,547 at December 31, 2009. These deficiencies resulted mainly from poor economic conditions of recent years.

Strategies Employed for Achieving Objectives

The endowment is managed by the community foundation and invests its funds in a common investment pool.

Spending Policy and How the Investment Objectives Relate to Spending Policy

The agency has a policy of appropriating for distribution all funds received from the foundation. The foundation has a funding policy based upon investment return and any balances in excess of the permanently restricted portion.

NOTE 10 - SPECIAL EVENTS:

Special events are presented net of expenses in the statement of activity. The income is primarily form contributions but may include some revenue amounts. Previously, special events were presented in gross and expenses reported in the statement of functional expenses. 2009 amounts have been restated to conform to the revised presentation. There was no effect on changes in net assets.

	2010	2009
Special events contributions & revenue	$228,780	$196,976
Expenses	65,125	66,183
Net special events	$163,655	$130,793

NOTE 11 - RECLASSIFICATIONS:

Net assets were released from temporarily restricted net assets by incurring expenses satisfying the restricted purposes or by occurrence of other events specified by donors.

	2010	2009
Purpose restricted expenses incurred	$10,374	$10,880
Time restriction released net of collection allowance and discount	11,596	17,171
Total restrictions released	$21,970	$28,051

NOTE 12 - OPERATING LEASES:

Beginning in 2009, the agency leased its office facility under an operating lease arrangement expiring in 2011. The agency also leases some equipment under a lease expiring in 2012. Rent expense was $36,125 for 2010 and $11,864 for 2009. Minimum annual rentals required under non-cancelable operating leases with original lease terms in excess of one year are as follows:

	Payments due
2011	$3,060
2012	510
Total	$3,570

NOTE 13 - IN-KIND CONTRIBUTIONS:

The agency received in-kind contributions of $45,454 in 2010 and $23,675 in 2009, most of which related to the Bowl For Kids Sake annual fund raising event. The contributions consisted of some donated securities, facility use, materials, promotion and other services.

NOTE 14 - CONCENTRATIONS:

The agency receives a substantial portion of its annual contributions through United Way and certain fund raising events. United Way funding in 2010 and 2009 respectively constituted approximately 9% and 8% of total support and revenue. If the gain on the sale of facilities in 2009 were disregarded United Way would have been 10%.

NOTE 15 - PRIOR PERIOD ADJUSTMENTS:

A prior period adjustment was made in 2009 to correct an error in previously issued financial statements. Temporarily restricted contributions in the amount of $47,139 were incorrectly reported as deferred revenue. In addition the permanently restricted endowment was reported at its current fund balance after losses rather than at the original amount to be preserved. The adjustment to permanently restricted net assets was $9,585. Only the change in deferred revenue affected total net assets at the beginning of the year.

NOTE 16 - SUBSEQUENT EVENTS:

For the purposes of this financial statement subsequent events were evaluated through May 26, 2011 which is the date the financial statements were available to be issued.

Jack Hopkins Social Services Funding Application

48-C

Funding Sheet

Lead Agency:

Name: Shalom Community Center, Inc.

Is the Lead Agency a 501(c)(3)? ■ Yes ☐ No | Is this a collaborative project? ■ Yes ☐ No

Number of Agency Employees: Full-time 2 Part-time 6 Volunteers 1318

Address where Project will be facilitated or housed:
Multiple locations, but primarily 620 S. Walnut St., Bloomington, IN 47401

Name of Project Administrator: Forrest Gilmore

Address: PO Box 451/620 S. Walnut St, Bloomington, IN 47402-0451

Telephone & E-mail: (812) 334-5734, ext. 33, forrest@shalomcommunitycenter.org

Name of other participating agencies, if different from Lead Agency: Interfaith Winter Shelter and Genesis House

Proposed Project:

Title of Project: Homelessness Case Manager

Total Cost of Project: $32,833

Requested JHSSF Amount: $32,833

Other Funds Expected for Project:

Amount	Source	Confirmed or Pending

Number of Clients Served by this Project in 2012: Genesis served 186 unique individuals in its 2011 season.

Number of City Residents Served by this Project in 2012: 98% identified as Monroe County residents.

Is this a request for operational costs? ■ Yes ☐ No

If "yes," is the request for a pilot project or for bridge funding? ■ Pilot ☐ Bridge

Example:	
Tables:	*5 tables @ $12.00 each*
Chairs:	*20 chairs @ $8.00 each*

Funding Information:

Please note: Due to limited funds, the Committee often recommends partial funding for a program. In the interest of helping the Committee best decide how to distribute funds, please provide an itemized list of program elements, ranked by priority and their costs.

ITEM	COST
Caseworker Salary & Associated Expenses, full-time	$32,833
Caseworker Salary & Associated Expenses, 3/4-time	$24,625
Caseworker Salary & Associated Expenses, half-time	$16,417

Claim Submission Date: *(check one)*

☐ July 2012 – September 2012 ☐ October 2012 – December 2012

☑ Other As this will be a year-round position, it will require advanced funding or funding extended into 2013.

Jack Hopkins Social Services Funding Application

Agency Contact Sheet

Lead Agency:

Name: Shalom Community Center, Inc.

Address: PO Box 451/620 S. Walnut St.
Bloomington, IN 47402-0451

Phone & E-Mail: (812) 334-5734, ext. 33

Website: www.shalomcommunitycenter.org

President of Board of Directors: James Harvey

Director Information

Director of Lead Agency: Forrest Gilmore

Director's Address: PO Box 451/620 S. Walnut St., Bloomington, IN 47402-0451

Phone & E-Mail: (812) 334-5734, ext. 33, forrest@shalomcommunitycenter.org

Presenter Information

Name of Person to Present Application to the Committee: Forrest Gilmore

Address: PO Box 451/620 S. Walnut St., Bloomington, IN 47402-0451

Phone & E-mail: (812) 334-5734, ext. 33, forrest@shalomcommunitycenter.org

Grant Writer Information

Name of Grant Writer: Forrest Gilmore

Address: PO Box 451/620 S. Walnut St., Bloomington, IN 47402-0451

Phone & E-Mail: (812) 334-5734, ext. 33, forrest@shalomcommunitycenter.org

Please also include:

- The Agency's Mission Statement in Two-Page Application Narrative
- A Simple Program Budget for use of requested funds (please check your math)
- A year-end financial statement that includes fund balances and total revenue & expenditures

FUNDING REQUEST OF THE INTERFAITH WINTER SHELTER, GENESIS CHURCH AND SHALOM COMMUNITY CENTER FOR A SHARED CASE MANAGER

Agencies' Missions

The mission of the *Interfaith Winter Shelter* is to provide a low-barrier winter shelter for homeless individuals in Monroe County from November through March, from 9 p.m. to 7 a.m., seven days a week. *Genesis House* exists to provide a safe environment for the homeless community of Bloomington that they may find rest every night (from mid-April through mid-October). *The Shalom Community Center* is dedicated to aiding and empowering people experiencing homelessness and poverty.

Each of our organizations employs a low-barrier outreach model, which is considered a best practice for reaching all those experiencing homelessness. Interfaith Winter Shelter and Genesis House provide overnight shelter, together covering the entire cycle of the year, while Shalom provides year-round daytime services. As all three agencies work with many of the same clients, a collaboration is a natural step in improving homelessness services in our community.

How Much Is Being Requested And What Will It Be Used For?

We are requesting $33,250 to provide for the salary, payroll expenses, and insurance for a full-time case manager. The case manager will be housed primarily at Shalom Community Center and actively work with the guests of Genesis House and Interfaith Winter Shelter to help them end their homelessness. Since this grant is for a year-long position, it will require either advanced funding or funding into 2013.

Relation of Request to Three Funding Criteria

1. Address a previously identified priority for social service funding.

According to the 2010-2014 Consolidated Plan, "A significant part of the City of Bloomington's Anti-Poverty Strategy is to provide access to information and emergency assistance to the most vulnerable elements of the community (p 55)."

Our proposal especially addresses Category 5 of the Consolidated Plan Strategy, which calls on our community to, "provide funding to non-profit organizations that serve low income individuals & families with their basic emergency needs: food, shelter and health care... [that] provide a safety net for community members in need... [and that] provide valuable services to improve quality of life (p. 19)."

The plan also states that, "Service coordination is a key part of the local strategy of support and effort to regain self-sufficiency (p. 64) and the Shalom Center provides, "an ideal location to make caseworkers from different agencies available (p.68)."

A Shalom/Genesis/Interfaith Winter Shelter partnership provides an extraordinary opportunity to engage the largest segment of the homeless population here in Bloomington. Genesis & Interfaith provide overnight shelter for more homeless guests than any other shelter in our community. Interfaith averaged 52 individuals per night this past winter and Genesis served 186 unique individuals during its 2011 season.

Unfortunately, Genesis and Interfaith currently are unable to provide services to help their guests end their homelessness.

Through its day services, Shalom currently provides problem-centered case management to over 1400 clients annually, including most of the guests at the local overnight shelters. This extraordinary need is facilitated by only 2 half-time case workers and does not allow Shalom as an agency to actively follow the progress of most of its clients.

A case manager in partnership with Genesis, IWS and Shalom would allow for personalized and intensive case management for clients who both have a very high need and are currently receiving very little supportive case management services.

Through active case management, we anticipate a greater success rate in securing a home for our clients and a reduction in time spent in the overnight shelters, freeing up available beds and reducing overcrowding. This program will also actively connect with the recent HUD grant Shalom received to house chronically homeless individuals and families, beginning in 2013.

This collaboration is actively supported by the Housing Network as part of a comprehensive approach to addressing housing and homelessness issues in our region.

2. Provide a one-time investment that, through matching funds or other fiscal leveraging, makes a significant contribution to the program.
The funds requested represent a one-time investment to pilot this program. We will be applying for Emergency Solutions Grant (ESG) funding from the Indiana Housing and Community Development Authority (IHCDA) to help this program continue beyond one year. Office space will be provided by all three organizations with administrative and supervisory support coming from Shalom.

3. Make a broad and long-lasting contribution to our community.

Our current community approach to homelessness is broken. As the problem grows in significance, we must begin to mature in our response to the problem.

The South Central Indiana Housing Network is in the midst of preparing a ten-year plan to reduce if not eliminate homelessness in our region. Inspired by best practice models from other communities, including Worcester, MA, the Network is seeking to coordinate a more comprehensive approach to the issue, combining triage, homelessness prevention and rapid re-housing, diversionary strategies, and permanent supportive housing. A case manager working in partnership with Shalom, IWS and Genesis would play a large role in our community as we shift to this more effective model.

Simple Program Budget & Audited Financial Statement
A simple program budget is attached as Appendix A. The Shalom Center's end-of-year financial statement ending December 31, 2011, is attached as Appendix B. A MOU is attached as Appendix C. Shalom's audit for 2010 is also included. Per Marilyn Patterson, we will provide financial statements for Genesis Church and Interfaith Winter Shelter at your discretion.

ADDENDUM ON COLLABORATION BETWEEN INTERFAITH WINTER SHELTER, GENESIS HOUSE & SHALOM CENTER

A Jack Hopkins grant supporting collaboration between Genesis, Interfaith and Shalom would provide many benefits and improvements to our current system of homelessness services:

- A triage approach prior to entry into overnight shelter, exploring multiple options to clients in addition to shelter.
- A unified data system (IHCDA's Homeless Management Information System), which connects the three agencies and IHCDA.
- Greater capacity for systematic follow-through on shared clients.
- Greater opportunity to connect clients with appropriate support services, including hunger relief, health care, employment services & affordable housing.
- Potential relief of the stress on the capacity of the shelters.
- Improved client clarity of shelter guidelines with reduced conflict as a result.
- Reduce number of people potentially misusing the system.
- Preparation for entry into Shalom's or the VA's permanent support housing program.
- Increased sustainability of the overnight shelters.
- A potential reduction in shelter stays.
- A significant first step for exploring additional ways for our three organizations to work further together.

Our three agencies share the fundamental goal of helping people end their homelessness and working together to do so.

Our challenges working together may include:

- Navigating conversations with many different interested parties,
- Balancing the drive to be open to all with the limits on space,
- Shifting to a first-time entry system that occurs during the day at Shalom, rather than at the door of the shelter.
- Using HMIS, including the time and technical challenges of a lengthy intake procedure run by the State.
- Differing views about how far our collaboration should ultimately go.

We will address each of these potential challenges with conversation and compromise, continuing to offer the shared respect we already have for one another while seeking to find common ground.

Appendix A

SIMPLE PROGRAM BUDGET FOR SHARED CASEWORKER WITH INTERFAITH WINTER SHELTER, GENESIS CHURCH AND SHALOM COMMUNITY CENTER

Projected Expenses of Caseworker

Salary of Caseworker	$28,080
Payroll Taxes & Professional Insurance	$4,003
Employee Health Benefit	$750
Total Expenses	$32,833

Projected Revenues

Funds requested from the Jack Hopkins Grant	$32,833

Appendix B

Shalom Community Center, Inc.
Income Statement
For the Twelve Months Ending December 31, 2011

	Current Month		Year to Date	
Revenues				
Unrestricted - Individual	$ 89,718.74	23.64	$ 89,718.74	23.64
Unrestricted - Faith Community	18,420.83	4.85	18,420.83	4.85
Unrestricted - Business	3,065.99	0.81	3,065.99	0.81
Unrestricted - Edu Institution	262.33	0.07	262.33	0.07
Unrestricted - Foundation	4,064.40	1.07	4,064.40	1.07
Unrestricted - Nonprofit Org	2,512.41	0.66	2,512.41	0.66
Unrestricted - Organization	6,245.55	1.65	6,245.55	1.65
TR - Individual	760.39	0.20	760.39	0.20
TR - Emergency Fund	369.00	0.10	369.00	0.10
TR - Staff Bonus	5,960.00	1.57	5,960.00	1.57
TR - Bus tickets	818.29	0.22	818.29	0.22
TR-Relocation Fund	17,237.50	4.54	17,237.50	4.54
Holiday Gift Program	330.00	0.09	330.00	0.09
Grants - General	29,847.81	7.87	29,847.81	7.87
Grants-Emergency Fund	13,800.00	3.64	13,800.00	3.64
United Way	15,715.58	4.14	15,715.58	4.14
Grant - MLK	1,000.00	0.26	1,000.00	0.26
Grants-Winter Night Shelter	19,046.10	5.02	19,046.10	5.02
Fundraising - Ticket Sales	11,742.00	3.09	11,742.00	3.09
Fundraising - Special Events	12,830.42	3.38	12,830.42	3.38
Year-End Campaign	52,700.00	13.89	52,700.00	13.89
Feinstein Campaign	39,030.45	10.29	39,030.45	10.29
NAP Contributions	33,500.00	8.83	33,500.00	8.83
Interest Income	49.05	0.01	49.05	0.01
Other Income	460.19	0.12	460.19	0.12
In Kind Contributions - FUMC	0.00	0.00	0.00	0.00
In Kind Contributions - Indiv	0.00	0.00	0.00	0.00
In Kind Contributions - Faith	0.00	0.00	0.00	0.00
In Kind Contributions-Business	0.00	0.00	0.00	0.00
Total Revenues	379,487.03	100.00	379,487.03	100.00
Cost of Sales				
Total Cost of Sales	0.00	0.00	0.00	0.00
Gross Profit	379,487.03	100.00	379,487.03	100.00
Expenses				
Advertising and Promotion	527.28	0.14	527.28	0.14
Office Supplies	2,696.88	0.71	2,696.88	0.71
Office Supplies - In Kind	0.00	0.00	0.00	0.00
Custodial Supplies	3,544.03	0.93	3,544.03	0.93
Waste Removal	1,620.00	0.43	1,620.00	0.43
Snow Removal	705.00	0.19	705.00	0.19
Maintenance and Repair	10,385.35	2.74	10,385.35	2.74
Maintenance/Repair - In Kind	0.00	0.00	0.00	0.00
Postage	3,448.62	0.91	3,448.62	0.91
Postage - In Kind	0.00	0.00	0.00	0.00
Insurance	9,016.45	2.38	9,016.45	2.38

Shalom Community Center, Inc.
Income Statement
For the Twelve Months Ending December 31, 2011

	Current Month		Year to Date	
Insurance - New Building	2,549.00	0.67	2,549.00	0.67
Fundraising Expense	10,803.25	2.85	10,803.25	2.85
Background Checks	817.00	0.22	817.00	0.22
Bank/Credit Card Fees	562.04	0.15	562.04	0.15
Computer Expenses	268.95	0.07	268.95	0.07
Property Tax Expense	4,490.70	1.18	4,490.70	1.18
SCC Supplies	382.81	0.10	382.81	0.10
Winter Shelter Supplies	81.67	0.02	81.67	0.02
Guest Needs	2,159.52	0.57	2,159.52	0.57
Guest Needs-Winter Shelter	1,000.00	0.26	1,000.00	0.26
Guest Needs - In Kind	0.00	0.00	0.00	0.00
Guest Supplies, Adult, In Kind	0.00	0.00	0.00	0.00
Guest Supplies, Child, In Kind	0.00	0.00	0.00	0.00
Kitchen Supplies	1,366.87	0.36	1,366.87	0.36
Kitchen Supplies - In Kind	0.00	0.00	0.00	0.00
Client Programming	563.89	0.15	563.89	0.15
Equipment Lease	4,154.16	1.09	4,154.16	1.09
Client Bus Tickets	3,660.00	0.96	3,660.00	0.96
Food Expense	39,254.42	10.34	39,254.42	10.34
Food Expense - In Kind	0.00	0.00	0.00	0.00
Telephone	5,979.60	1.58	5,979.60	1.58
Internet Service	0.00	0.00	0.00	0.00
Electricity	9,132.89	2.41	9,132.89	2.41
Natural Gas	2,070.38	0.55	2,070.38	0.55
Rent Expense - In Kind	0.00	0.00	0.00	0.00
Water Expense	4,117.14	1.08	4,117.14	1.08
Utilities	0.00	0.00	0.00	0.00
Salary and Wage Expense - SCC	202,669.42	53.41	202,669.42	53.41
Salary/Wage Exp-Winter Shelter	13,122.50	3.46	13,122.50	3.46
Volunteer Time - In Kind	0.00	0.00	0.00	0.00
Employee Health Benefits - SCC	2,416.14	0.64	2,416.14	0.64
Payroll Tax Expense - SCC	21,672.36	5.71	21,672.36	5.71
Payroll Tax Exp-Winter Shelter	1,311.84	0.35	1,311.84	0.35
Employee Expense	1,031.27	0.27	1,031.27	0.27
Miscellaneous Expenses	2,148.77	0.57	2,148.77	0.57
Education/Seminars	108.95	0.03	108.95	0.03
Professional Fees	7,795.00	2.05	7,795.00	2.05
Client Security Deposits	1,645.00	0.43	1,645.00	0.43
Client Utilities - Electricity	4,258.80	1.12	4,258.80	1.12
Client Utilities - Gas	704.93	0.19	704.93	0.19
Client Water/Sewer, Phone	1,039.99	0.27	1,039.99	0.27
Client Prescriptions	0.00	0.00	0.00	0.00
Client Gasoline	0.00	0.00	0.00	0.00
Client Rent	5,100.07	1.34	5,100.07	1.34
Client BMV/B.C. Fees	2,027.25	0.53	2,027.25	0.53
Interest Expense	17,768.89	4.68	17,768.89	4.68
Depreciation Expense	0.00	0.00	0.00	0.00
Total Expenses	410,179.08	108.09	410,179.08	108.09
Net Income	($ 30,692.05)	(8.09)	($ 30,692.05)	(8.09)

Appendix C

Memorandum of Understanding

Genesis Church, Interfaith Winter Shelter and Shalom Community Center

Purpose:

The purpose of this memorandum is to develop and expand a framework of cooperation between the Interfaith Winter Shelter (IWS), Genesis Church (Genesis) and Shalom Community Center (Shalom) in order to manage a grant from the Jack Hopkins Social Service Funding Committee, which shall provide financial support to employ a case manger to work with the shared guests of the three organizations.

Statement of Mutual Benefit:

Guests of IWS, Genesis, and Shalom benefit from targeted case management services to support the guests as they seek to end their homelessness. The staff of Shalom Community Center benefits from the outreach opportunities provided by the centralized intake system at Genesis and IWS. The staff and volunteers of Genesis and IWS benefit from the shared communications and client expertise with the staff of Shalom.

Genesis & IWS Shall:

Assign at least one individual from each organization to be part of a search committee for the caseworker staff position.

Provide space, internet access (as available), and client access to the caseworker, allowing the caseworker to do intake of the guests at their overnight shelter sites.

Shalom Shall:

Assign at least one individual to be part of a search committee for the caseworker staff position.

Act as fiscal agent for any monies acquired from the Jack Hopkins Social Services grant for the purpose of employing a caseworker position

Provide payroll services and employee-related insurance for the caseworker position.

Provide staff supervision for the caseworker position.

Provide office space and computer access for the caseworker to offer case management to the overnight guests of IWS and Genesis.

Use HMIS (Homelessness Management Information System) for client intake and tracking.

TERMINATION. Any of the parties may terminate this Agreement at any time before the date of expiration upon 10-day notice to the other parties. If Shalom elects to terminate the agreement, fiscal agency will shift to Genesis Church.

COMMENCEMENT/EXPIRATION DATE. This instrument is executed on July 1st, 2012 through June 30th, 2013. This instrument may be canceled at any time by any party with written notification.

NON-FUND OBLIGATING DOCUMENT. This instrument is neither a fiscal nor a funds obligation document.

PRINCIPAL CONTACTS. The principal contacts for this instrument are:

David Woodcock, Pastor Genesis Church PO Box 5695 Bloomington, Indiana 47407 812-336-5757	Forrest Gilmore, Director Shalom Community Center PO Box 451/620 S. Walnut St Bloomington, IN 47402-0451 812-334-5734
Virginia Hall, President Interfaith Winter Shelter P.O. Box 336 Bloomington, IN 47402-0336 (812) 336-4466	

INDEPENDENT CONTRACTOR. At all times during the term of this agreement, it is agreed that IWS and Genesis are acting as independent contractors and not in the capacity of an agency or employment relationship with Shalom.

INSURANCE. Genesis and IWS (or its host churches) agree to maintain general liability insurance at all times during the provision of Services under this Agreement. Shalom agrees to maintain general liability and professional insurance. Certificates of insurance shall be provided to any party upon request.

INDEMNIFICATION. Shalom, Genesis and the IWS shall indemnify and hold harmless each other against and in respect to all actions, suits, proceedings, demands, assessments, judgments, costs and expenses, including without limitation reasonable attorneys' fees, whether brought by *agency* clients or third parties, incident to all liabilities resulting from or arising out of this Agreement.

ENTIRE AGREEMENT; MODIFICATION. This Agreement constitutes the entire agreement of the parties concerning the subject matter hereof and supersedes all previous representations, understandings and agreements of the parties, whether oral or written, concerning same. This Agreement may only be modified by a written document signed by the parties thereto.

GOVERNING LAW. This Agreement shall be governed by and construed under the laws of the State of Indiana.

Genesis Church

Signature: _____ Date: 4/9/12

Title: Treasurer

Interfaith Winter Shelter

Signature: _____ Date: 4/9/12

Title: President

Shalom Community Center

Signature: _____ Date: 4/9/12

Title: Executive Director

SHALOM COMMUNITY CENTER, INC

Financial Statements
DECEMBER 31, 2010 and 2009



SHALOM COMMUNITY CENTER, INC.

Table of Contents

	Page
INDEPENDENT AUDITORS' REPORT	1
FINANCIAL STATEMENTS:	
Statement of Assets, Liabilities and Net Assets - Cash Basis	2
Statement of Support, Revenue, Expenses and Changes in Net Assets - Cash Basis	3
Statement of Functional Expenses - Cash Basis	4
Notes to Financial Statements	5 - 8

Stampfli Associates, CPAs, P.C.

INDEPENDENT AUDITORS' REPORT

To the Board of Directors
Shalom Community Center, Inc.
Bloomington, Indiana

We have audited the accompanying statements of assets, liabilities and net assets – cash basis of Shalom Community Center, Inc. (a nonprofit organization) as of December 31, 2010 and 2009, and the related statements of support, revenue, expenses and changes in net assets and functional expenses, all on the cash basis for the years then ended. These financial statements are the responsibility of the Organization's management. Our responsibility is to express an opinion on these financial statements based on our audit.

We conducted our audit in accordance with auditing standards generally accepted in the United States of America. Those standards require that we plan and perform the audit to obtain reasonable assurance about whether the financial statements are free of material misstatement. An audit includes examining, on a test basis, evidence supporting the amounts and disclosures in the financial statements. An audit also includes assessing the accounting principles used and the significant estimates made by management, as well as evaluating the overall financial statement presentation. We believe that our audit provides a reasonable basis for our opinion.

As discussed in note 1, these financial statements were prepared on the cash basis of accounting, which is a comprehensive basis of accounting other than generally accepted accounting principles.

In our opinion, the financial statements referred to in the first paragraph present fairly, in all material respects, the assets, liabilities and net assets of Shalom Community Center, Inc. as of December 31, 2010 and 2009, and its support, revenue and expenses for the years then ended on the basis of accounting described in note 1.

Stampfli Associates

Bloomington, Indiana
August 25, 2011

200 South College Avenue, PO Box 2628, Bloomington, IN 47402 - t 812.339.0450 - f 812.339.3380 - stampfli@stampflicpa.com

SHALOM COMMUNITY CENTER, INC.

Statement of Assets, Liabilities and Net Assets - Cash Basis
December 31, 2010 and 2009

	2010	2009
ASSETS		
CURRENT ASSETS:		
Cash and cash equivalents	$ 91,420	$ 102,538
PROPERTY AND EQUIPMENT		
Land	140,981	-
Buildings and improvements	365,803	-
Furniture and fixtures	18,124	13,370
Equipment	32,119	27,703
Leasehold improvements	-	14,829
Less accumulated depreciation	(25,732)	(25,069)
	531,295	30,833
DEPOSITS	-	1,000
TOTAL ASSETS	$ 622,715	$ 134,371
LIABILITIES AND NET ASSETS		
CURRENT LIABILITIES:		
Payroll liabilities	$ 3,873	$ 3,659
Property tax payable	1,626	-
Mortgage payable	297,878	-
	303,377	3,659
NET ASSETS:		
Unrestricted	319,338	130,712
TOTAL LIABILITIES AND NET ASSETS	$ 622,715	$ 134,371

See accompanying notes to financial statements

SHALOM COMMUNITY CENTER, INC.

Statement of Support, Revenue, Expenses and Changes in Net Assets - Cash Basis
Years Ended December 31, 2010 and 2009

	2010	2009
SUPPORT AND REVENUE:		
Contributions - Direct	$ 430,972	$ 212,467
Contributions - Direct - In Kind	155,951	134,065
Contributions - Indirect	100,062	111,232
Contributions - Indirect - In Kind	182,479	252,742
Total support	869,464	710,506
Government grants	7,000	30,976
Special events	31,740	30,478
Interest Income	584	517
Gain on disposition of assets	2,505	-
Other revenue	682	3,263
Total Revenue	42,511	65,234
Total Support and revenue	911,975	775,740
EXPENSES		
Program services	619,919	695,995
Supporting services:		
Management and general	70,085	46,992
Fund raising	33,345	27,874
Total expenses	723,349	770,861
CHANGES IN UNRESTRICTED NET ASSETS	188,626	4,879
NET ASSETS - January 1	130,712	125,833
NET ASSETS - December 31	$ 319,338	$ 130,712

See accompanying notes to financial statements

SHALOM COMMUNITY CENTER, INC.

Statement of Functional Expenses - Cash Basis
Years Ended December 31, 2010 and 2009

	Program Services		Management and General		Fund Raising		Total	
	2010	2009	2010	2009	2010	2009	2010	2009
Payroll	$ 177,844	$ 206,574	$ 16,979	$ 21,548	$ 12,959	$ 10,333	$ 207,782	$ 238,455
Payroll taxes	13,555	17,077	1,294	1,781	988	854	15,837	19,712
Other employee expense	5,601	4,160	535	434	408	208	6,544	4,802
Total payroll expense	197,000	227,811	18,808	23,763	14,355	11,395	230,163	262,969
Food	214,746	258,079	-	-	-	-	214,746	258,079
Other program expenses	83,101	78,901	-	-	-	-	83,101	78,901
Occupancy	46,979	60,366	2,024	1,838	1,355	1,838	50,358	64,042
Professional fees	22,047	32,647	25,577	11,104	-	-	47,624	43,751
Supplies	7,456	2,649	7,635	2,418	3,040	982	18,131	6,049
Fund raising	-	-	-	-	12,479	11,728	12,479	11,728
Insurance	11,064	9,768	922	297	307	297	12,293	10,362
Interest expense	9,422	-	785	-	261	-	10,468	-
Communications	7,317	9,068	610	276	203	276	8,130	9,620
Equipment expense	5,032	5,335	413	160	146	165	5,591	5,660
Travel	5,200	5,550	-	-	-	-	5,200	5,550
Postage	1,352	688	2,253	1,147	901	459	4,506	2,294
Miscellaneous	446	640	2,292	1,193	298	427	3,036	2,260
Education and seminars	-	-	10	304	-	-	10	304
Advertising and promotion	-	-	-	-	-	307	-	307
Total expenses before depreciation	611,162	691,502	61,329	42,500	33,345	27,874	705,836	761,876
Depreciation	8,757	4,493	8,756	4,492	-	-	17,513	8,985
Total expenses	$ 619,919	$ 695,995	$ 70,085	$ 46,992	$ 33,345	$ 27,874	$ 723,349	$ 770,861

See accompanying notes to financial statements

NOTE 1 - SUMMARY OF SIGNIFICANT ACCOUNTING POLICIES:

Nature of Operations:
Shalom Community Center, Inc. (Shalom) is an Indiana not-for-profit corporation. Shalom is a social service agency serving Bloomington Indiana and surrounding areas. Its principle programs involve providing meals to those in need, assisting people to obtain necessary healthcare and other social services, offering educational and self improvement opportunities, and assisting people to obtain employment and housing.

Accounting Method:
Shalom's policy is to prepare its financial statements on the modified cash basis of accounting; consequently certain revenues are recognized when received rather than when earned, and certain expenses and purchases of assets are recognized when cash is disbursed rather than when the obligation is incurred.

Cash and Cash Equivalents:
Cash and cash equivalents include cash, and money market accounts which are similar to bank money market accounts.

Property and Equipment:
Property and Equipment are recorded at cost, except in the case of donated property which was recorded at the estimated fair-market value at the date of donation. Property and equipment are depreciated using the straight-line method over the estimated useful lives as follows:

Furniture, fixtures and equipment	5 - 10
Leasehold improvements	5
Building	39
Building improvements	5 - 30

Donated Services:
Contributions of donated services that create or enhance nonfinancial assets or that require specialized skills, are provided by individuals possessing those skills, and would typically need to be purchased if not provided by donation, are recorded at their fair values in the period received. During 2010 and 2009 a number of volunteers donated significant amounts of time In Shalom's program activities. Shalom recorded $57,571 of services in 2010 which included legal services for direct assistance to people in need, accounting services, some specialized volunteer services for clients and $12,453 of construction services on the new building. In 2009 Shalom recorded $39,491 of legal services for direct assistance to people in need and accounting services. Other volunteer services were not recognized because they did not meet the criterial of recognition.

Donated Assets:
Shalom reports gifts of cash and other assets as restricted support if they are received with donor stipulations that limit the use of the donated assets. When a donor restriction expires, that is, when a stipulated time restriction ends or purpose restriction is accomplished, temporarily restricted net assets are reclassified to unrestricted net assets and reported in the statement of activities as net assets released from restrictions.

Shalom reports gifts of property and equipment as unrestricted support unless explicit donor stipulations specify how the donated assets must be used. Gifts of long-lived assets with explicit restrictions that specify how the assets are to be used and gifts of cash or other assets that must be used to acquire long-lived assets are reported as restricted support. Absent explicit donor stipulations about how long those long-lived assets must be maintained, Shalom reports expirations of donor restrictions when the donated or acquired long-lived assets are placed in service.

It is the policy of Shalom to treat restricted contributions as unrestricted if the restriction is met in the same year as the contribution is made.

Use of Estimates:
The preparation of financial statements in conformity with generally accepted accounting principles requires management to make estimates and assumptions that affect certain reported amounts and disclosures. Accordingly, actual results could differ from those estimates.

NOTE 2 - INCOME TAX STATUS:

In accordance with ASC 740-10-65-1 the initial application of the standards for uncertainty in income taxes has been deferred until the year ended December 2009.

The agency files Federal and Indiana income tax returns as an exempt organization under section 501(c)(3) of the Internal revenue Code and does not report any unrelated business income or other income taxes. The agency is not considered to be a private foundation.

The agency's Federal and Indiana income tax returns for 2007, 2008, 2009 and 2010 are subject to examination by the IRS and state of Indiana, generally for three years after they were filed. The agency recognizes tax benefits only to the extent the agency believes it is "more likely than not" that its tax positions would be sustained upon examination. Accordingly, any provision for unpaid taxes in the statement of financial position reflects only tax positions that the agency believes do not have greater than a 50% chance of realization after examination. There were no tax positions considered less than 50% likely of sustainability.

There were no income tax penalties or interest incurred in 2010 or 2009.

NOTE 3 - FAIR VALUE OF FINANCIAL INSTRUMENTS:

Shalom's financial instruments are not held for trading purposes. Shalom estimates that, exceptfor the mortgage, the fair value of financial instruments does not differ materially from aggregate carrying values of financial instruments reported in the financial statement due to short maturity dates relating thereto.

NOTE 4 - LONG TERM DEBT:

	2010	2009
Seller mortgage for purchase of facility, Monthly payments of $1,799 including interest of 6 percent with final payment due May 2040. Collateralized by land and building.	$297,878	$ ---

Future payments are due as follows:

2011	$ 21,584
2012	21,584
2013	21,584
2014	21,584
2015	21,584
All future years	527,004
	634,924
Less amount representing interest	337,046
Total	$297,878

NOTE 5 - IN-KIND CONTRIBUTIONS:

In-kind contributions are received from individuals, businesses and other not-for-profit organizations. Such contributions received are summarized as follows:

	2010 Direct	2010 In-Direct	2009 Direct	2009 In-Direct
Food received from a local Food Bank	$ ---	$132,229	$ ---	$188,405
Food received from local businesses	37,498	---	30,946	---
Use of facilities without charge	---	36,966	---	55,379
Professional services	51,271	---	39,491	---
First United Methodist Church	---	---	---	1,265
Supplies and materials from various sources	67,182	13,284	63,628	7,693
	$155,951	$182,479	$134,065	$252,742

NOTE 6 - CONCENTRATIONS

Shalom received food from a not-for-profit agency and two local businesses totaling $157,379 in 2010 and $205,485 in 2009, which is approximately 17 and 26 percent respectively in each year of total support and revenue. Shalom used facilities which are provided without charge by four entities. The First United Methodist Church was the primary facility provider and accounts for $17,751 of estimated annual in-kind rent in 2010 and $28,286 in 2009.

In 2010 there was also a one-time unrestricted contribution of $80,000 froman individual. Contributions in 2010 were unusually greater than prior years as a result of community support for the purchase of a building and relocation thereto.

NOTE 7 - OPERATING LEASES:

Leases with the two not-for-profit organizations that had represented most of the facility occupancy ended in 2010. Neither lease requires any rent payments by Shalom. Total rent expense of $36,966 in 2010 and $55,379 in 2009 is all in-kind.

In 2010 the primary facility used required Shalom to vacate the premises. Shalom relocated in 2010.

NOTE 8 - SUBSEQUENT EVENTS:

For the purposes of this financial statement subsequent events were evaluated through August 25, 2011 which is the date the financial statements were available to be issued.