


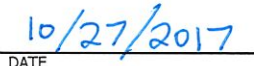


ASPHALT SURFACE STREET CUT REPAIR

NOTES:

1. A SURFACE PATCH SHALL BE EXTENDED TO ADJACENT SEAM IF ANOTHER SEAM IS WITHIN 2' OF PATCH AREA.
2. CONTACT STREET DEPARTMENT (812-349-3448) IF USING PLATE DURING WINTER.
3. CONTRACTOR SHALL FOLLOW ALL MUTCD GUIDELINES.
4. ALLOW ADEQUATE CURE TIME BEFORE PERMITTING TRAFFIC ON CONCRETE.
5. ALLOW ADEQUATE CURE TIME BEFORE PLACING COMPACTED ASPHALT SURFACE ON CONCRETE.

	CITY OF BLOOMINGTON
STANDARD ROADWAY STREET CUT REPAIR DETAILS	
STANDARD DRAWING SC-2	
	 ENGINEER  DATE