

EVERYONE COUNTS

state of the city 2020



CITY OF
BLOOMINGTON
MAYOR JOHN HAMILTON



The Bloomingtonian







**Youth Participatory
Budgeting**

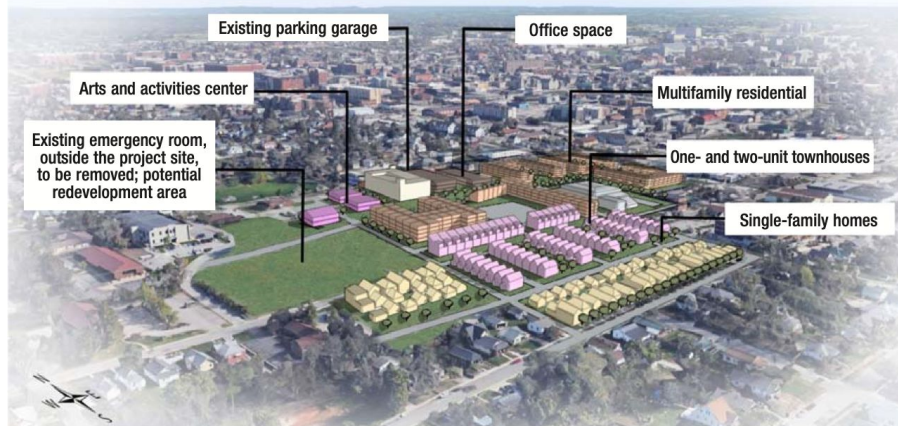


2020 City Council















CITY OF
BLOOMINGTON
MAYOR JOHN HAMILTON

state of the city 2020

United States 2020 Census





United States
**Census
2020**



Newsweek



CITY OF
BLOOMINGTON
MAYOR JOHN HAMILTON

state of the city 2020



Daniel J. Cox/NaturalExposures.com



WSJ



CITY OF
BLOOMINGTON
MAYOR JOHN HAMILTON

state of the city 2020



EVERYONE COUNTS

state of the city 2020



CITY OF
BLOOMINGTON
MAYOR JOHN HAMILTON



**JOHN HAMILTON
MAYOR**

CITY OF BLOOMINGTON
401 N Morton St, Suite 210
Bloomington, IN 47404

OFFICE OF THE MAYOR
812.349.3406
mayor@bloomington.in.gov

February 2019

Dear City of Bloomington Resident,

You have been randomly selected to participate in the 2019 Bloomington Resident Survey. Only a limited number of households have been selected to participate in the survey process, so your participation is greatly valued.

Your city government depends on current, accurate information upon which to make good decisions. The enclosed survey is your opportunity to help provide me, my administration and other local governmental entities and community organizations with that vital information. **Please help shape the future of Bloomington by completing and returning this survey.**

This is the second community-wide, scientific survey for the City of Bloomington. The first survey, conducted in 2017, built a baseline understanding of residents' feelings about the quality and value of City services and revealed opinions about current conditions in our community. Local government and other organizations used those valuable results to inform important decisions. The 2019 survey results will be presented in a public meeting this spring and will reside alongside 2017 results on our open data portal B-Clear.

A few things to remember:

- Your responses are completely anonymous.
- The adult 18 years or older in your household who most recently had a birthday should complete this survey.
- You may return the survey by mail in the enclosed postage-paid envelope, or you can complete the survey online at:

<http://bit.ly/2019bloomingtonin>

Completing this survey is a great way to do your civic duty. Your active participation and input is what helps keep your local government transparent, effective and working for you!

If you have any questions about the survey, or would like assistance completing it, please call 812-349-3406.

Thank you for your time and participation!

Sincerely,

John Hamilton

John Hamilton
Mayor

P.S. Remember, we're counting on your response. Please respond today!



printed on recycled paper

CITY OF BLOOMINGTON

City of Bloomington, IN

2019 Community Survey

Report of Results
Draft

April 2019

Prepared by:



NRC
NRC Inc./Bloomington
2955 Valmont Road, Suite 500
Boulder, CO 80531
nrc-c.com | 303-444-7863

Bloomington 2019 Community Survey

Please complete this questionnaire if you are the adult (age 18 or older) in the household who most recently had a birthday. The adult's year of birth does not matter. Your responses are anonymous and will be reported in group form only.

1. Please rate each of the following aspects of life in the City of Bloomington:

	Excellent	Good	Fair	Poor	Don't know
Bloomington as a place to live.....	1	2	3	4	5
Your neighborhood as a place to live.....	1	2	3	4	5
Bloomington as a place to raise children.....	1	2	3	4	5
Bloomington as a place to work.....	1	2	3	4	5
Bloomington as a place to visit.....	1	2	3	4	5
Bloomington as a place to retire.....	1	2	3	4	5
The overall quality of life in the City of Bloomington.....	1	2	3	4	5

2. Please rate each of the following characteristics as they relate to the City of Bloomington as a whole:

	Excellent	Good	Fair	Poor	Don't know
Overall feeling of safety in Bloomington.....	1	2	3	4	5
Overall ease of getting to the places you usually visit.....	1	2	3	4	5
Quality of overall natural environment in Bloomington.....	1	2	3	4	5
Overall "built environment" of Bloomington (including overall design, of buildings, parks and transportation systems).....	1	2	3	4	5
Health and wellness opportunities in Bloomington.....	1	2	3	4	5
Overall opportunities for education and enrichment.....	1	2	3	4	5
Overall economic health of Bloomington.....	1	2	3	4	5
Sense of community.....	1	2	3	4	5
Overall image or reputation of Bloomington.....	1	2	3	4	5

3. Please indicate how likely or unlikely you are to do each of the following:

	Very likely	Somewhat likely	Somewhat unlikely	Very unlikely	Don't know
Recommend living in the City of Bloomington to someone who asks.....	1	2	3	4	5
Remain in the City of Bloomington for the next five years.....	1	2	3	4	5

4. Please rate how safe or unsafe you feel:

	Very safe	Somewhat safe	Neither safe nor unsafe	Somewhat unsafe	Very unsafe	Don't know
In your neighborhood during the day.....	1	2	3	4	5	6
In your neighborhood at night.....	1	2	3	4	5	6
In Bloomington's downtown area during the day.....	1	2	3	4	5	6
In Bloomington's downtown area at night.....	1	2	3	4	5	6

5. Please rate each of the following characteristics as they relate to the City of Bloomington as a whole:

	Excellent	Good	Fair	Poor	Don't know
Traffic flow on major streets.....	1	2	3	4	5
Ease of public parking.....	1	2	3	4	5
Cost of public parking.....	1	2	3	4	5
Ease of travel by car.....	1	2	3	4	5
Ease of travel by public transportation.....	1	2	3	4	5
Ease of travel by bicycle.....	1	2	3	4	5
Ease of walking.....	1	2	3	4	5
Availability of paths and walking trails.....	1	2	3	4	5
Air quality.....	1	2	3	4	5
Cleanliness of the City.....	1	2	3	4	5
Overall appearance.....	1	2	3	4	5
Public places where people want to spend time.....	1	2	3	4	5
Variety of housing options.....	1	2	3	4	5
Availability of affordable housing.....	1	2	3	4	5
Fitness opportunities.....	1	2	3	4	5
Recreational opportunities.....	1	2	3	4	5
Availability of affordable food.....	1	2	3	4	5
Availability of affordable health care.....	1	2	3	4	5
Availability of affordable mental health care.....	1	2	3	4	5



**CITY OF
BLOOMINGTON**
MAYOR JOHN HAMILTON

state of the city 2020







EVERYONE COUNTS

state of the city 2020



CITY OF
BLOOMINGTON
MAYOR JOHN HAMILTON





Bloomington, Indiana



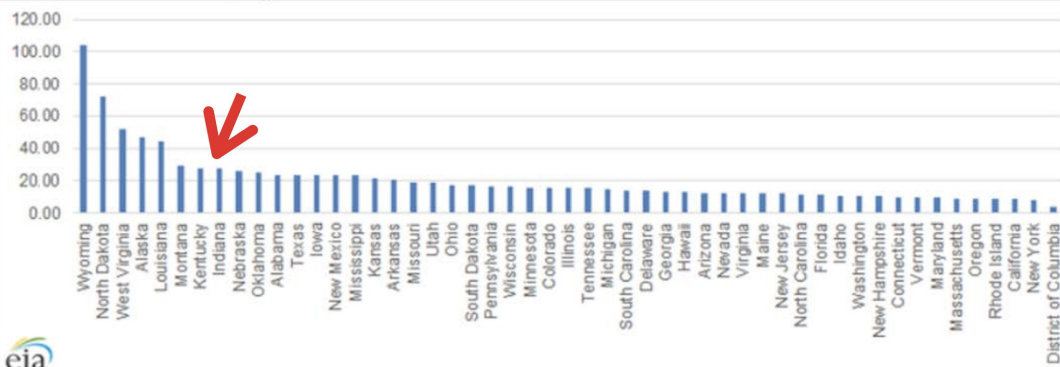
Sustainability Action Plan

City of Bloomington • 2018



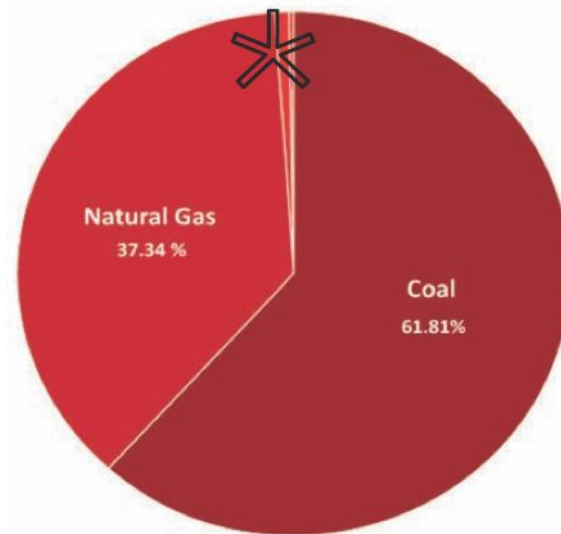
Figure 2. Per capita energy-related carbon dioxide emissions by state, 2016

metric tons carbon dioxide per person



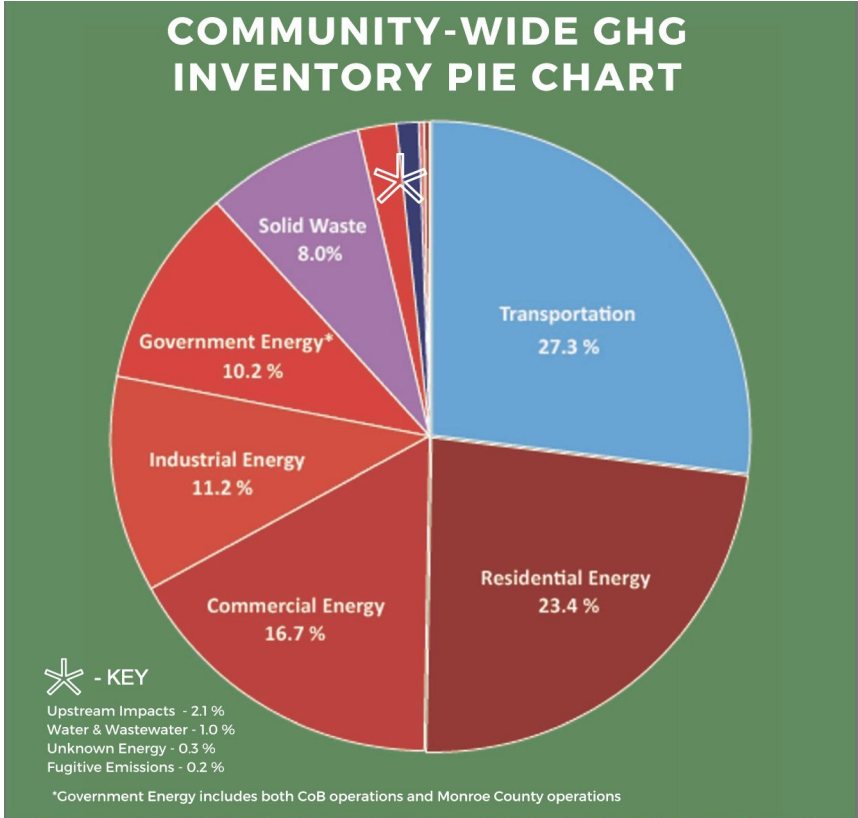
Source: EIA, State Energy Data System and EIA calculations made for this analysis.

Duke Energy Mix: 2018 Statewide



Hydro - 0.59 %
Wind & Solar - 0.26 %

Source: 2019 Duke Energy
Correspondence



EVERYONE COUNTS

state of the city 2020



CITY OF
BLOOMINGTON
MAYOR JOHN HAMILTON



SUPPORTIVE SERVICES





Young Women Writing for
(a) Change Bloomington



LOTUS
John Woodcock



Citizens Academy



Young Women's Leadership Summit



CENTERSTONE

CDFI
FRIENDLY
BLOOMINGTON





EVERYONE COUNTS

state of the city 2020



CITY OF
BLOOMINGTON
MAYOR JOHN HAMILTON

Sustainability Goals: Climate

- Create more efficient **housing** patterns, so we drive less
- Increase and diversify sources of clean, renewable, and locally produced **energy**, including improving the efficiency of our buildings
- Lower the carbon impact of our **mobility**
- Improve how we deal with our **water**, our **waste**, and our **food** growing and consuming patterns, to strengthen our environmental **resilience**.

Sustainability Goals: Social

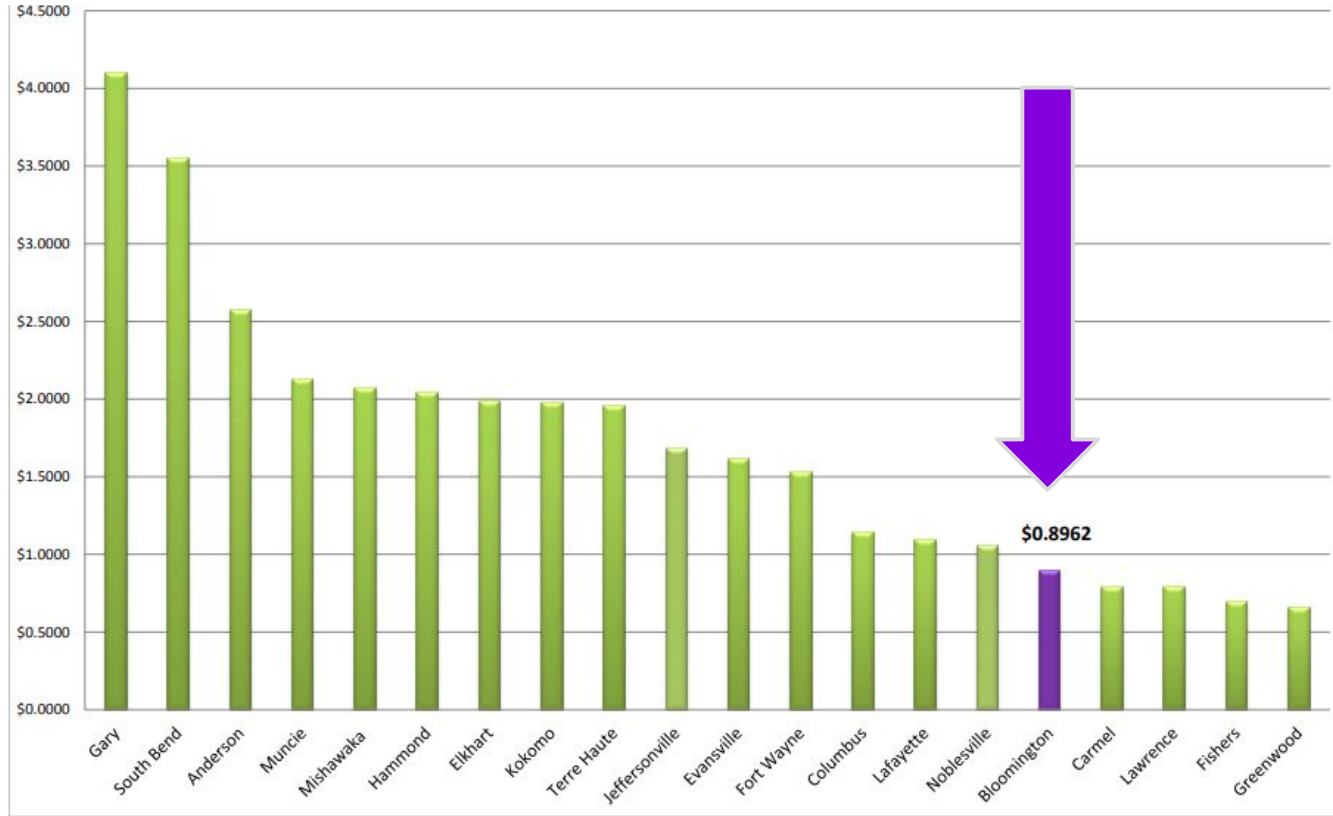
- Accelerate availability and efficiency of **housing** to create inclusion, limit carbon footprint, raising quality of life for all
- Lower the costs of living, including **energy** and **mobility** costs, so wages can go further
- Continue to improve public amenities like **water** quality and **waste** management to enhance health and quality of life for all
- Invest in local **food** system;
- strengthen social services to help us cope with illness, substance use, disorder, disability, lack of job readiness or skills, or child care needs; and
- foster jobs that pay living wages, support lives of dignity, and won't be outsourced or automated away to build social **resilience**.



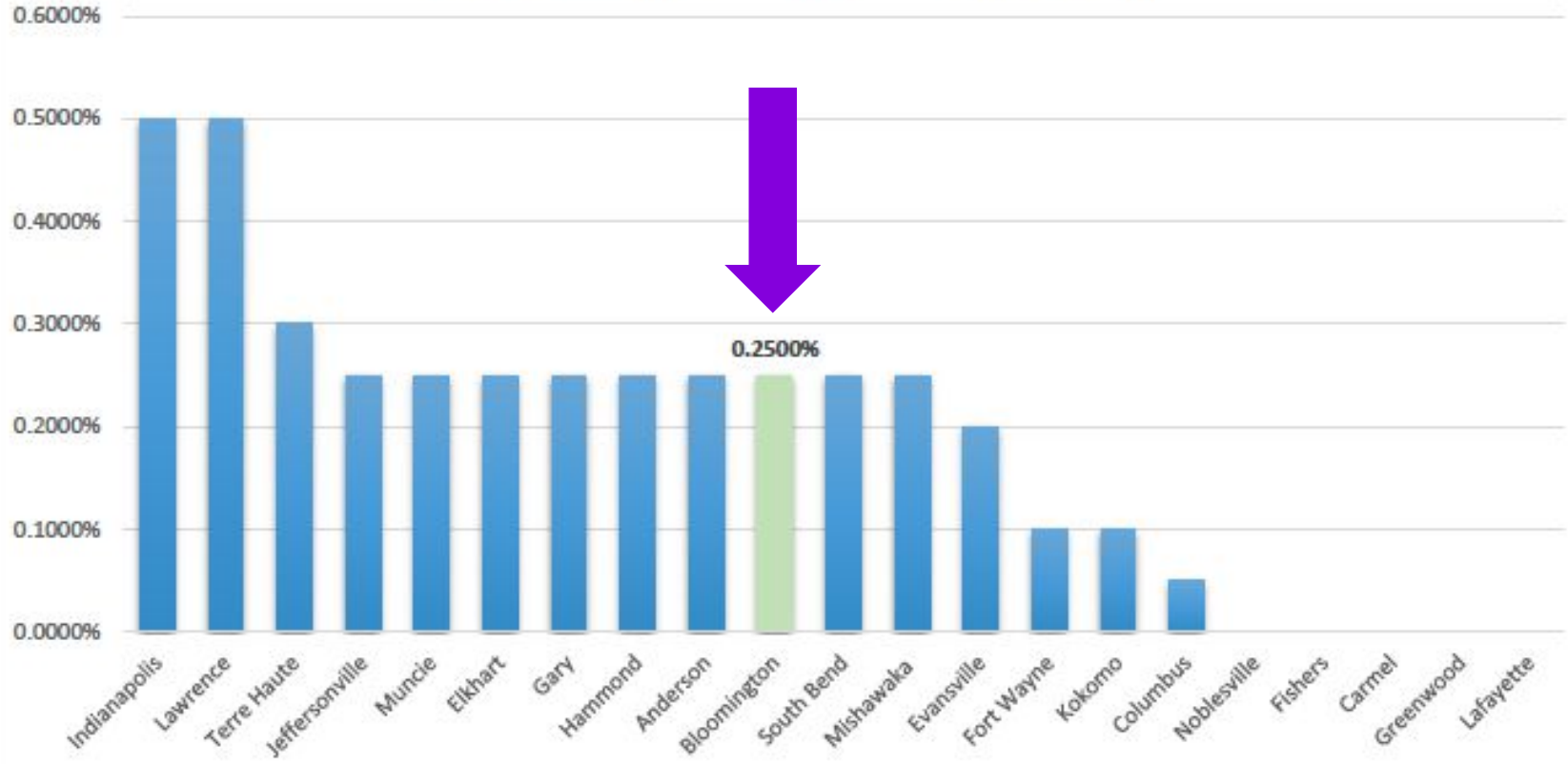
SUSTAINABILITY INVESTMENT FUND IMPACT



PROPERTY TAX RATE



INCOME TAX RATE

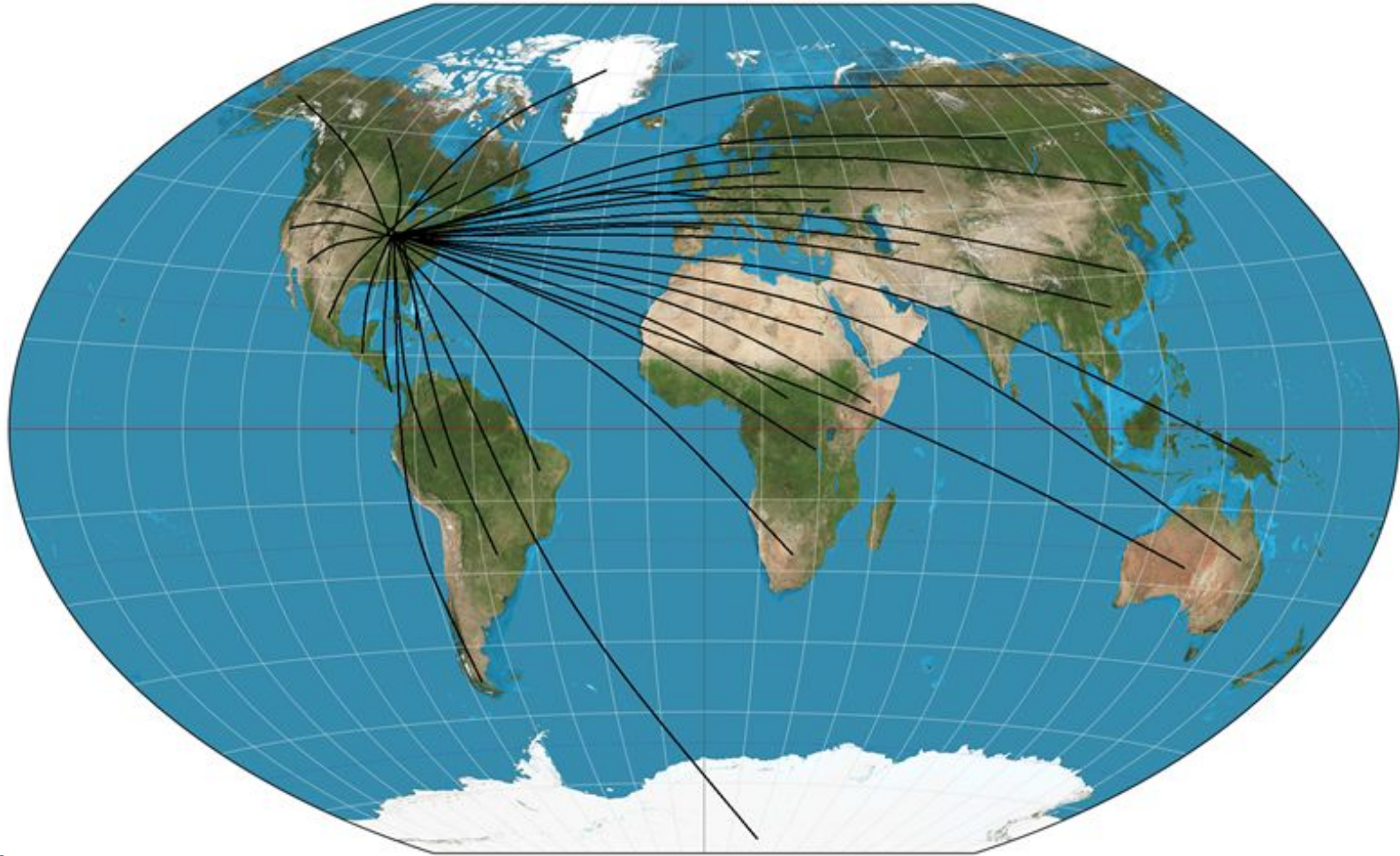



Transformative
Investments







Financial
Capacity











EVERYONE COUNTS

state of the city 2020



CITY OF
BLOOMINGTON
MAYOR JOHN HAMILTON