

City of Bloomington

Bloomington Township Annexation Area Impact

May 12, 2021

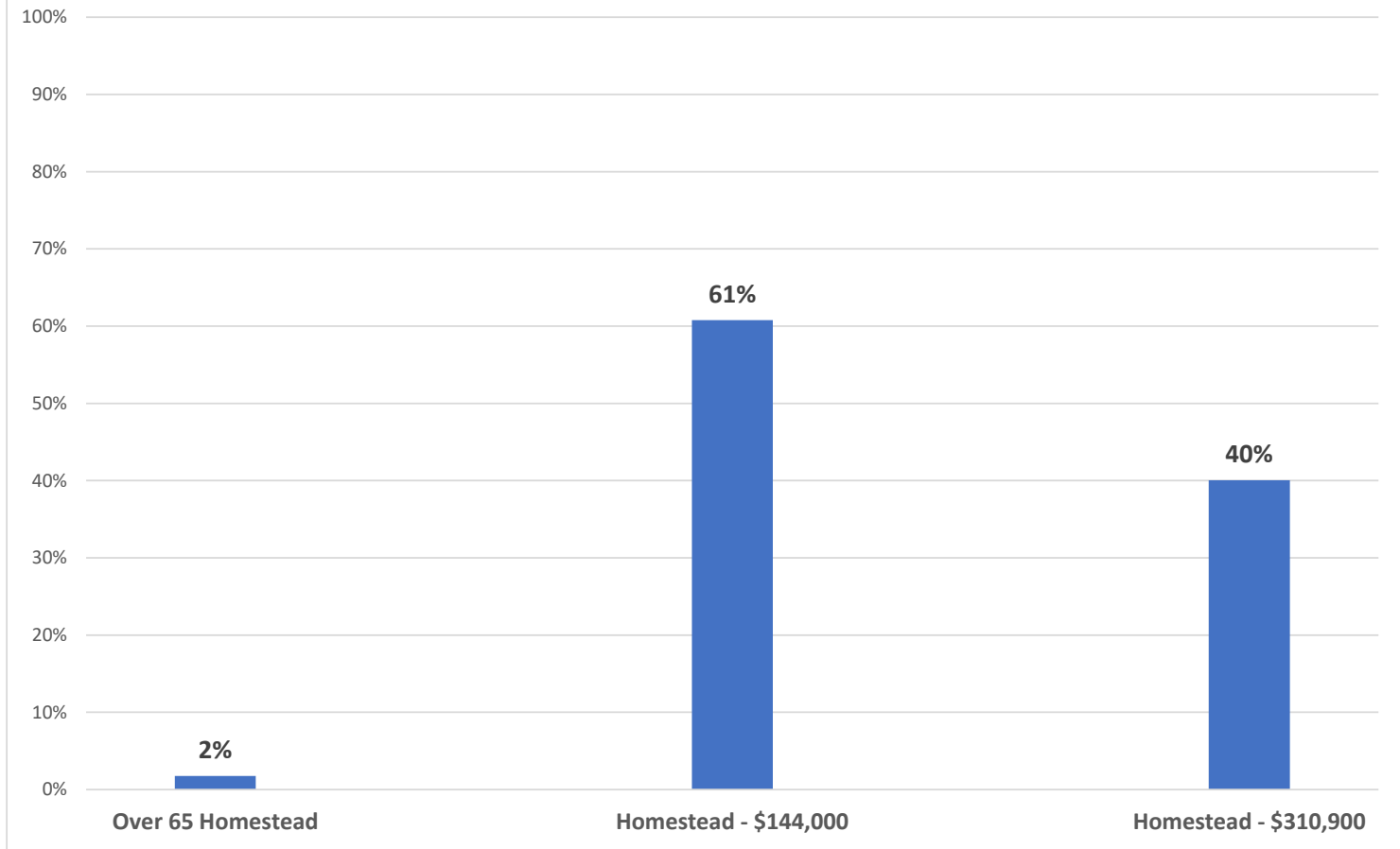
Below are homestead impacts

	Over 65 Homestead	Homestead - \$144,000	Homestead - \$310,900
Gross Value of Home	\$ 117,800	\$ 144,000	\$ 310,900
Pre-Annexation Property Tax Bill	\$ 354.02	\$ 2,178.14	\$ 2,520.92
Post-Annexation Property Tax Bill	\$ 360.25	\$ 3,502.35	\$ 3,530.78
Property Tax Impact from Annexation	\$ 6.23	\$ 1,324.21	\$ 1,009.86
% Increase in Property Tax Bill from Annexation	2%	61%	40%
Tax Bill increase as a % of Median Household Income	0.01%	2.66%	2.03%

Note: the homestead portion of taxbills for residents 65 and over are limited to a 2% increase year-over-year
Any increase in the tax bill over 2% is due to non homestead property

Note 2: according to the U.S. Census Bureau and datausa.io, Monroe County median household income is \$49,839
and the median home value is \$167,900

Property Tax Impact From Annexation - Bloomington Township



City of Bloomington

Benton Township Annexation Area Impact

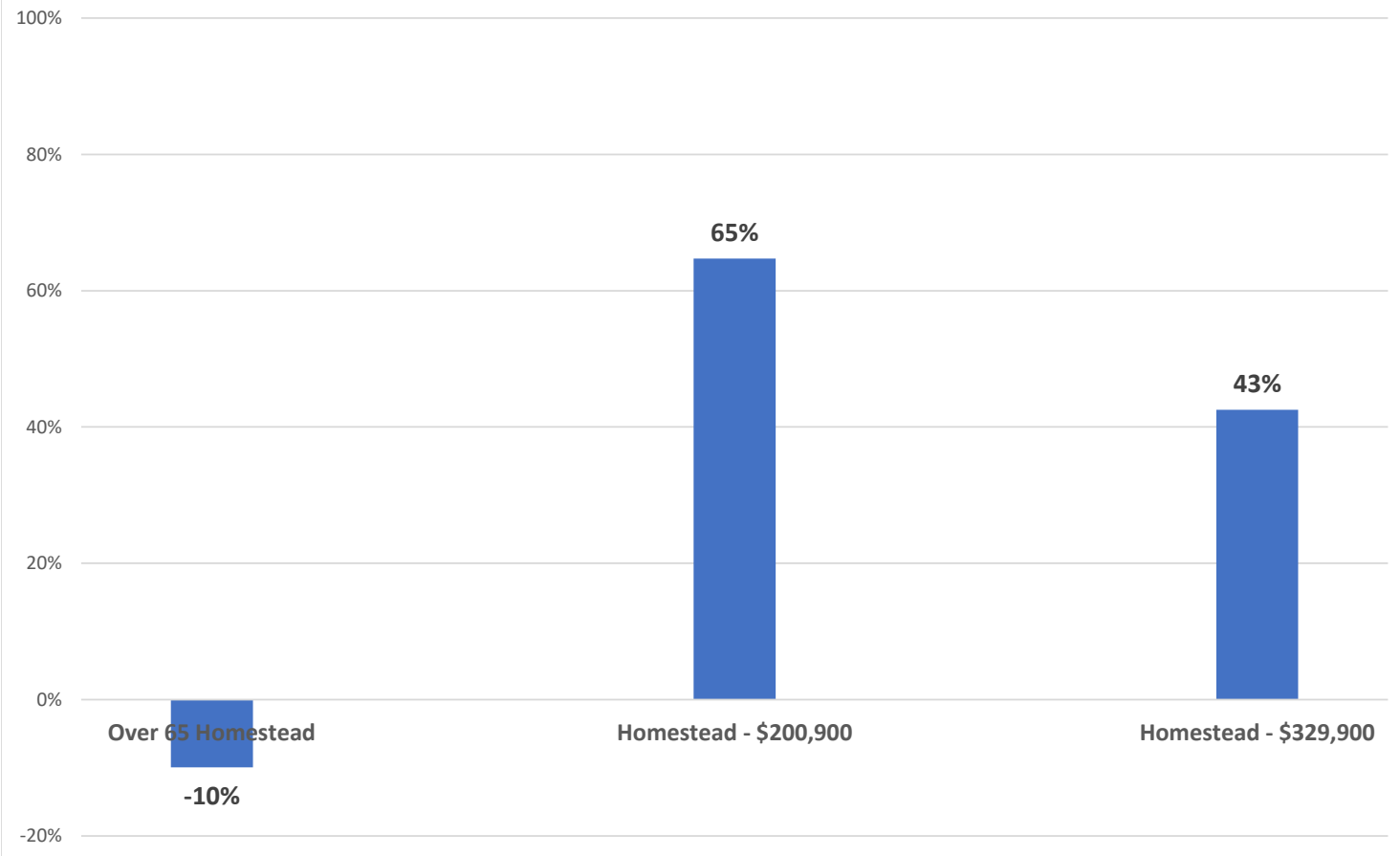
Below are homestead impacts

	Over 65 Homestead	Homestead - \$200,900	Homestead - \$329,900
Gross Value of Home	\$ 133,500	\$ 200,900	\$ 329,900
Pre-Annexation Property Tax Bill	\$ 350.52	\$ 1,394.04	\$ 2,301.20
Post-Annexation Property Tax Bill	\$ 315.74	\$ 2,296.32	\$ 3,280.06
Property Tax Impact from Annexation	\$ (34.78)	\$ 902.28	\$ 978.86
% Increase in Property Tax Bill from Annexation	-10%	65%	43%
Tax Bill increase as a % of Median Household Income	-0.07%	1.81%	1.96%

Note: the homestead portion of taxbills for residents 65 and over are limited to a 2% increase year-over-year
Any increase in the tax bill over 2% is due to non homestead property

Note 2: according to the U.S. Census Bureau and datausa.io, Monroe County median household income is \$49,839
and the median home value is \$167,900

Property Tax Impact From Annexation - Benton Township



City of Bloomington

Perry Township Annexation Area Impact

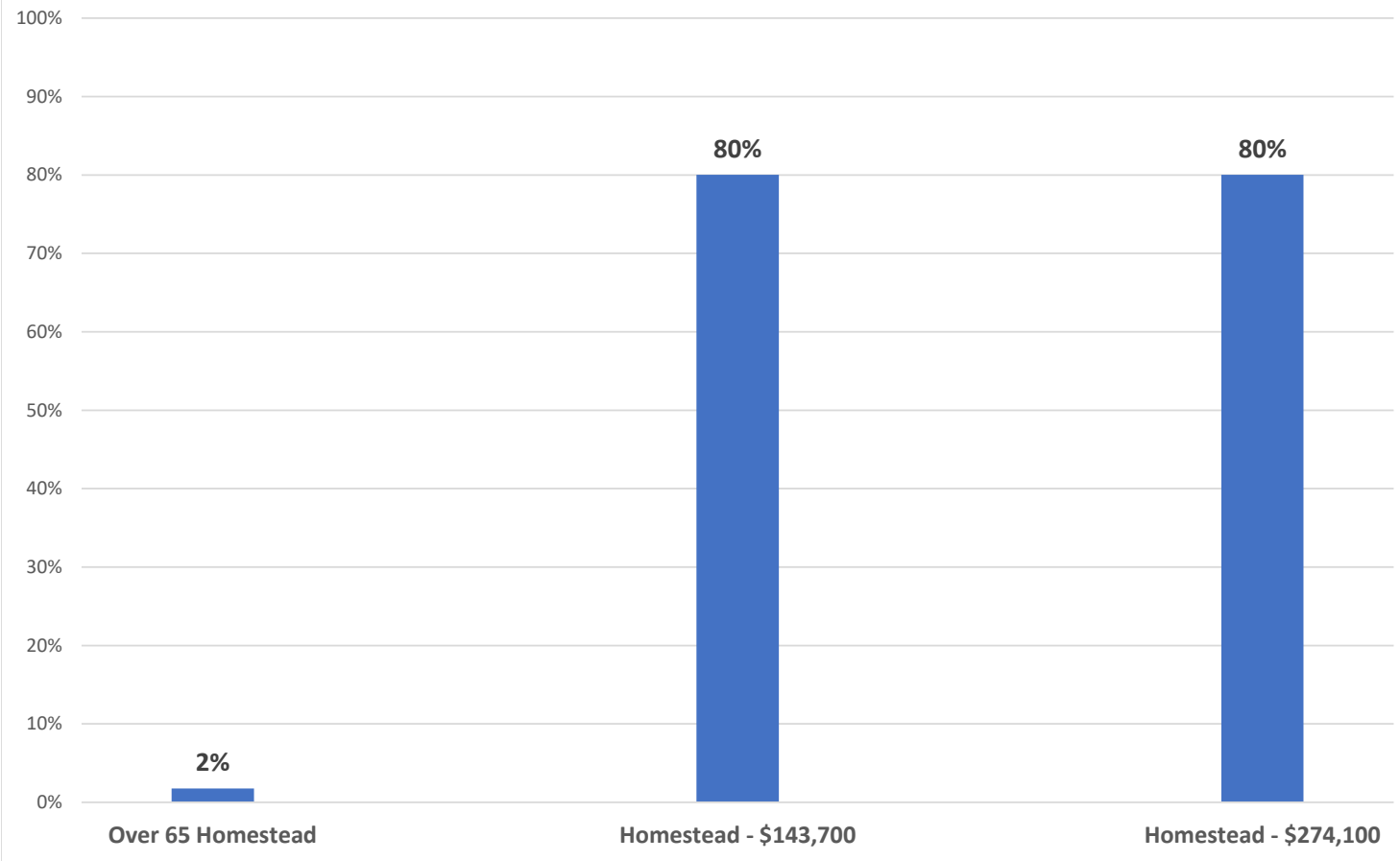
Below are homestead impacts

	Over 65 Homestead	Homestead - \$143,700	Homestead - \$274,100
Gross Value of Home	\$ 116,200	\$ 143,700	\$ 274,100
Pre-Annexation Property Tax Bill	\$ 387.56	\$ 835.20	\$ 2,373.24
Post-Annexation Property Tax Bill	\$ 394.38	\$ 1,503.53	\$ 4,272.40
Property Tax Impact from Annexation	\$ 6.82	\$ 668.33	\$ 1,899.16
% Increase in Property Tax Bill from Annexation	2%	80%	80%
Tax Bill increase as a % of Median Household Income	0.01%	1.34%	3.81%

Note: the homestead portion of taxbills for residents 65 and over are limited to a 2% increase year-over-year
Any increase in the tax bill over 2% is due to non homestead property

Note 2: according to the U.S. Census Bureau and datausa.io, Monroe County median household income is \$49,839
and the median home value is \$167,900

Property Tax Impact From Annexation - Perry Township



City of Bloomington

Richland Township Annexation Area Impact

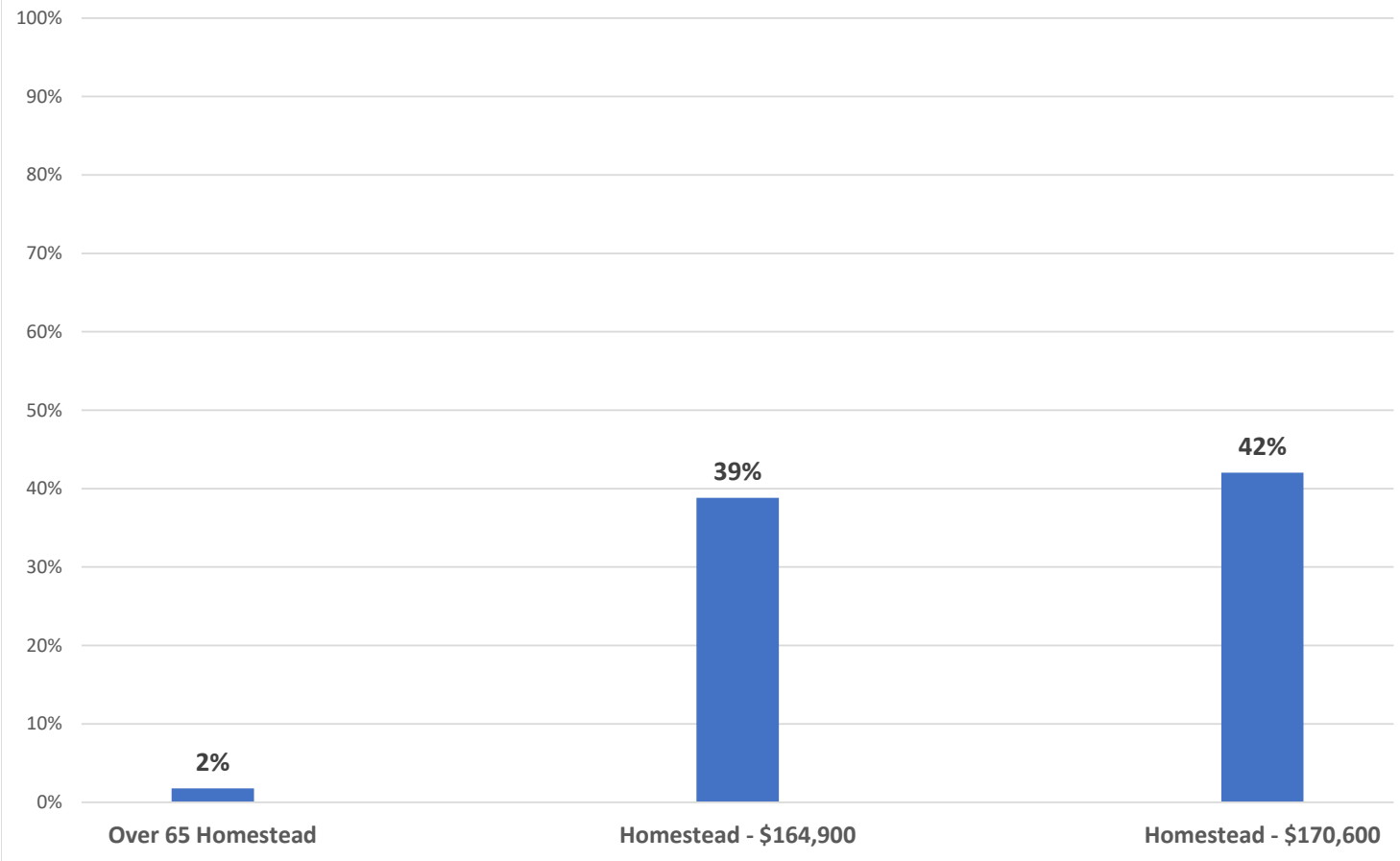
Below are homestead impacts

	Over 65 Homestead	Homestead - \$164,900	Homestead - \$170,600
Gross Value of Home	\$ 126,700	\$ 164,900	\$ 170,600
Pre-Annexation Property Tax Bill	\$ 497.78	\$ 1,281.32	\$ 1,292.92
Post-Annexation Property Tax Bill	\$ 506.54	\$ 1,779.01	\$ 1,836.58
Property Tax Impact from Annexation	\$ 8.76	\$ 497.69	\$ 543.66
% Increase in Property Tax Bill from Annexation	2%	39%	42%
Tax Bill increase as a % of Median Household Income	0.02%	1.00%	1.09%

Note: the homestead portion of taxbills for residents 65 and over are limited to a 2% increase year-over-year
Any increase in the tax bill over 2% is due to non homestead property

Note 2: according to the U.S. Census Bureau and datausa.io, Monroe County median household income is \$49,839
and the median home value is \$167,900

Property Tax Impact From Annexation - Richland Township



City of Bloomington

Salt Creek Township Annexation Area Impact

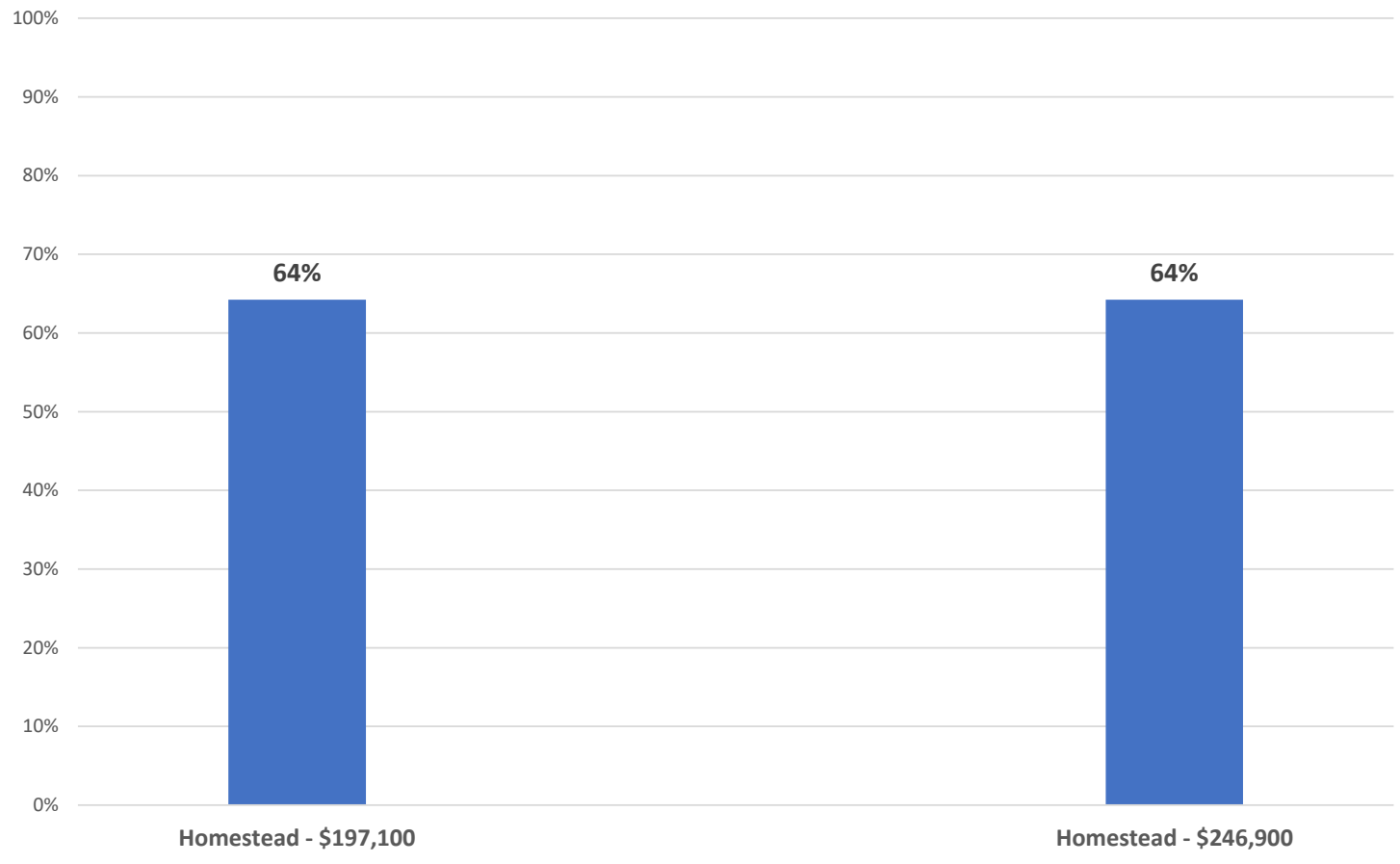
Below are homestead impacts

There are no >= 65 homesteads in the Salt Creek annexation	Over 65 Homestead	Homestead - \$197,100	Homestead - \$246,900
Gross Value of Home	\$ -	\$ 197,100	\$ 246,900
Pre-Annexation Property Tax Bill	\$ -	\$ 1,243.12	\$ 1,634.36
Post-Annexation Property Tax Bill	\$ -	\$ 2,041.71	\$ 2,684.30
Property Tax Impact from Annexation	\$ -	\$ 798.59	\$ 1,049.94
% Increase in Property Tax Bill from Annexation	0%	64%	64%
Tax Bill increase as a % of Median Household Income	0.00%	1.60%	2.11%

Note: the homestead portion of taxbills for residents 65 and over are limited to a 2% increase year-over-year
Any increase in the tax bill over 2% is due to non homestead property

Note 2: according to the U.S. Census Bureau and datausa.io, Monroe County median household income is \$49,839 and the median home value is \$167,900

Property Tax Impact From Annexation - Salt Creek Township



City of Bloomington

Van Buren Township Annexation Area Impact

Below are homestead impacts

There are no >= 65 homesteads in the Salt Creek annexation	Over 65 Homestead	Homestead - \$175,800	Homestead - \$329,100
Gross Value of Home	\$ 99,500	\$ 175,800	\$ 329,100
Pre-Annexation Property Tax Bill	\$ 150.96	\$ 1,160.36	\$ 2,570.04
Post-Annexation Property Tax Bill	\$ 153.62	\$ 1,949.62	\$ 3,724.44
Property Tax Impact from Annexation	\$ 2.66	\$ 789.26	\$ 1,154.40
% Increase in Property Tax Bill from Annexation	2%	68%	45%
Tax Bill increase as a % of Median Household Income	0.01%	1.58%	2.32%

Note: the homestead portion of taxbills for residents 65 and over are limited to a 2% increase year-over-year
Any increase in the tax bill over 2% is due to non homestead property

Note 2: according to the U.S. Census Bureau and datausa.io, Monroe County median household income is \$49,839 and the median home value is \$167,900

Property Tax Impact From Annexation - Van Buren Township

