

Bloomington Public Transportation Corporation Citizens Academy



September 2021

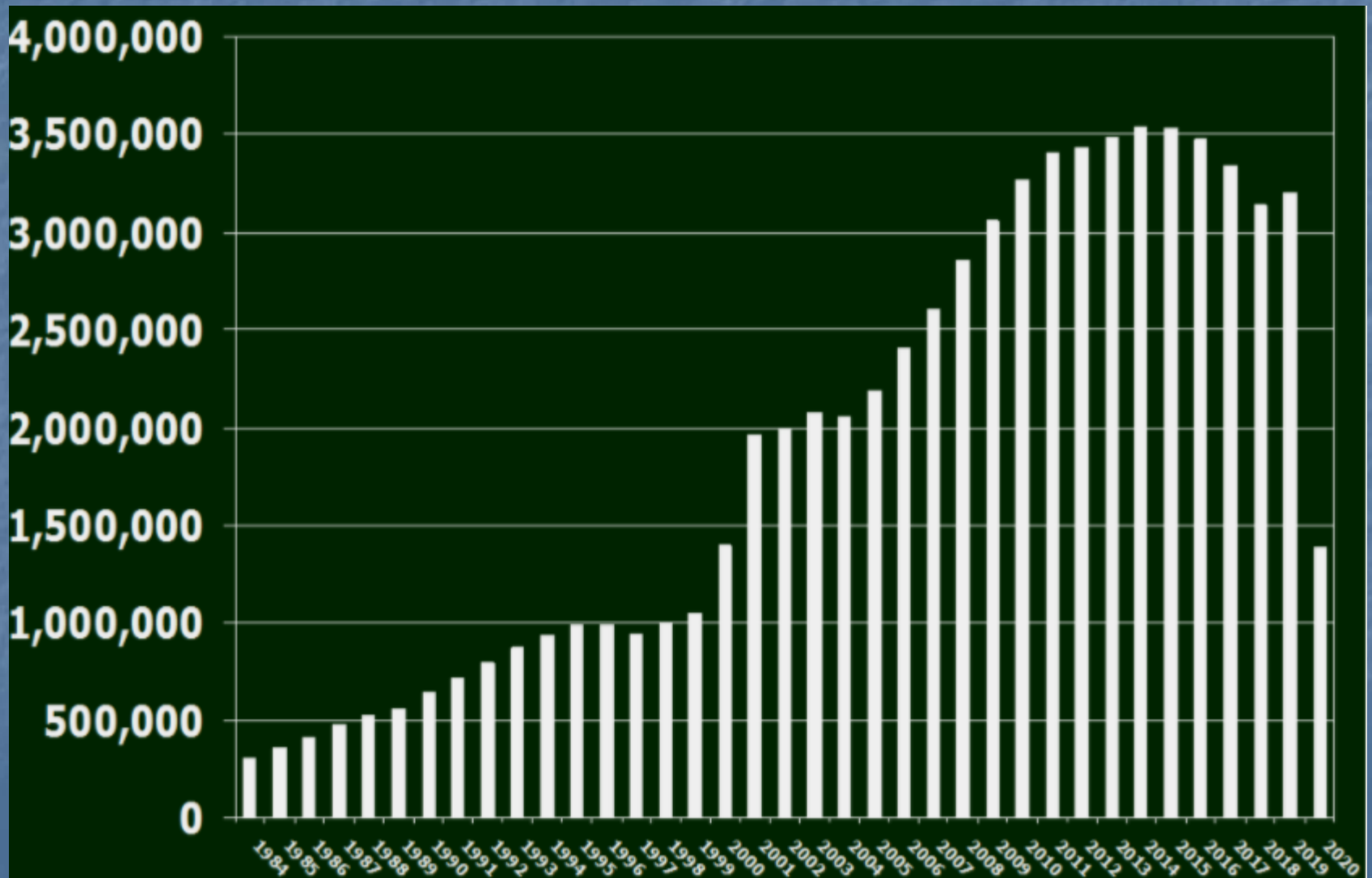
History & City Connections

- Started as City Department in 1973
- Became Public Transportation Corp. in 1982
- 5-Member Governing Board
- Board Appointed by Mayor & City Council
- City Council Approves Budget
- Contract with City for Legal, Insurance, ITS
- Shared Downtown Facility

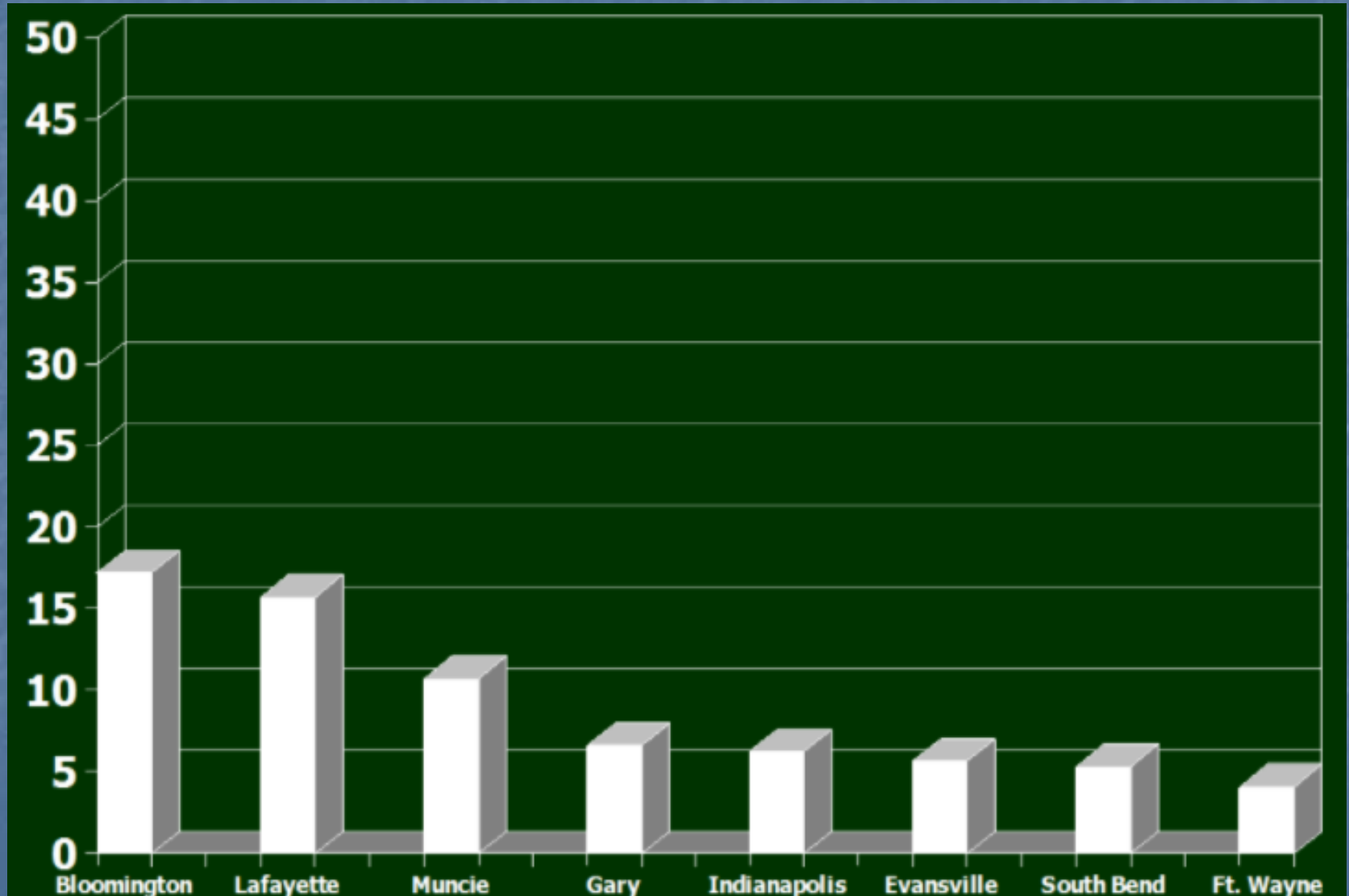
Bloomington Transit Ridership Growth Milestones

- 1988 - 1st Year to Reach ½ Million
- 1999 - 1st Year to Reach 1 Million
- 2003 - 1st Year to Reach 2 Million
- 2009 - 1st Year to Reach 3 Million
- 2014 – 1st Year to Reach 3.5 Million

BT Ridership 1984-2020



Indiana Cities – 2020 Per Capita Ridership



MAP LEGEND

Map Symbols Key

Streets	Apartment	Indiana University
Major Streets	Shopping	Parks
Creeks	Business/Landmark	City Boundary
46 State Highway	Schools	Universities

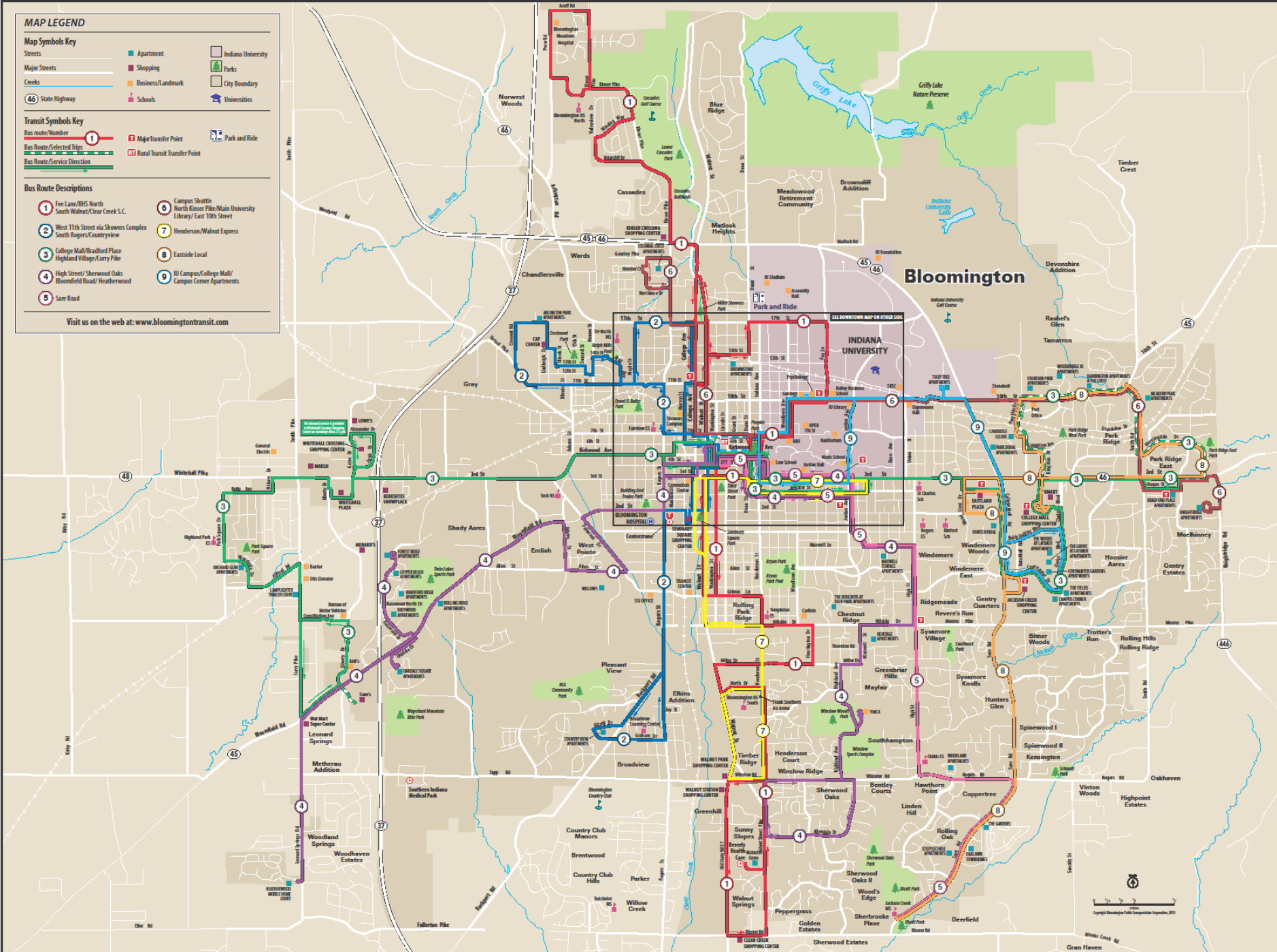
Transit Symbols Key

Bus route/Number	Major Transfer Point	Park and Ride
Bus Route/Selected Trips	Rural Transit Transfer Point	
Bus Route/Service Direction		

Bus Route Descriptions

- 1 Free Lane/BHS North
South Walnut/Clear Creek S.C.
- 2 West 11th Street via Showers Complex
South Rogers/Countryview
- 3 College Mall/Bradford Place
Highland Village/Curry Pike
- 4 High Street/ Sherwood Oaks
Bloomfield Road/ Heatherwood
- 5 Sare Road
- 6 Campus Shuttle
North Kasser Pike/ Main University
Library/ East 10th Street
- 7 Henderson/Walnut Express
- 8 Eastside Local
- 9 HI Campus/College Mall/
Campus Corner Apartments

Visit us on the web at: www.bloomingtontransit.com



Bloomington Transit BT Access Service



- For Persons with Disabilities
- 18,197 Ridership in 2020
- 38,586 Ridership in 2019
- Eligibility and Reservation Process

Bloomington Transit New Downtown Station

- Completed 2014
- LEED Silver Design
- Enhanced Amenities
 - AC, Wifi, Public Restrooms, Bike Racks & Lockers, Public Art, ATM, Real Time Info, Canopies, Intercity Bus Service Connections



Bloomington Transit Hybrid and Electric Buses



- 8 Hybrid Buses
- 2 Battery Electric Buses
- Better Fuel Efficiency
- Reduced Emissions
- Reduced Noise

Bloomington Transit Website

www.bloomingtontransit.com

Mail - bacforty@hotmail.com x Bloomington Transit Bloomi x +

https://bloomingtontransit.com Search


Bloomington Transit *Wherever Life Takes You*

Home Trip Planner Maps & Schedules Fares and Passes About BT BTaccess Community Contact Us

JOIN OUR TEAM

Highest paying job on campus!
We work with your schedules
Paid training • No experience needed
Must be 21 years of age • Starting wage after completing training \$13.21

LEARN MORE!



ROUTE SCHEDULES & MAPS

1	1 North Fee Lane / BHS North Detour	1	1 South Walnut / Clear Creek Shopping Center Detour
2	2 South Rogers/Countryview Apts Normal Route & Schedule	2	2 West 11th St Via Showers Complex Detour

TRIP PLANNER

Start Address

Destination Address

Leave

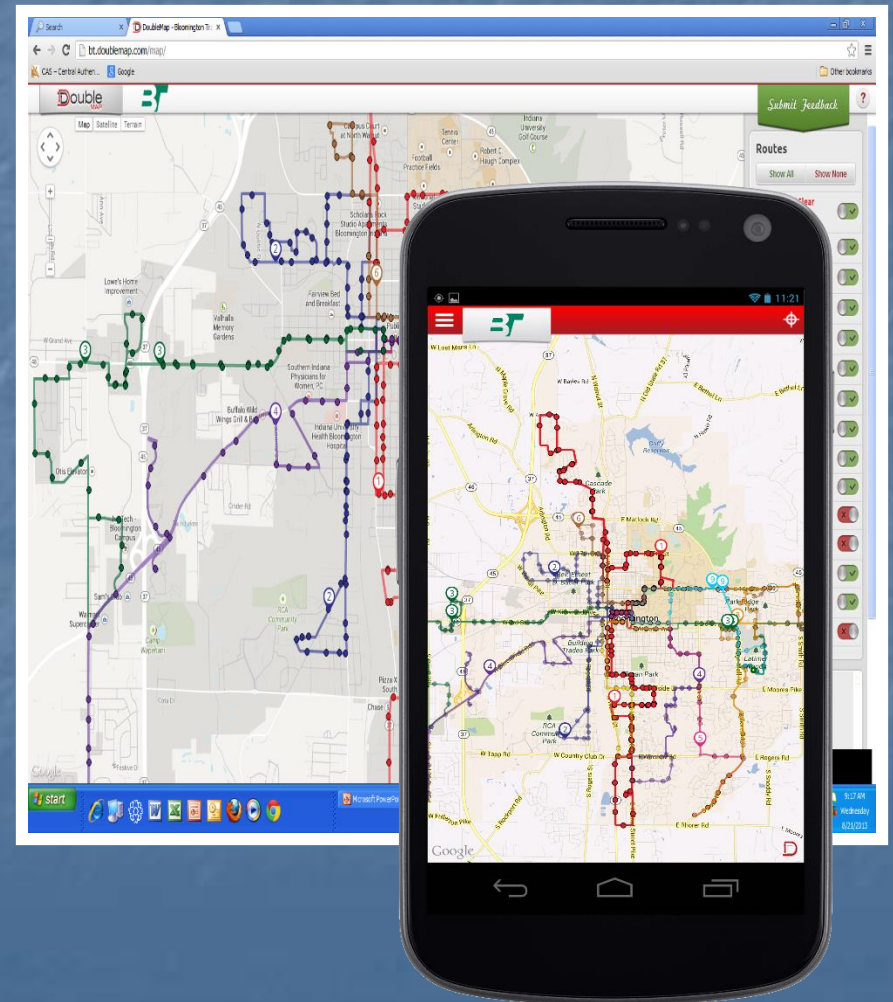
09/28/2017 11 32 am

Address

11:33 AM 9/28/2017

Bloomington Transit Live Bus Tracker bt.doublemap.com

- Locate Your Bus in Real Time
- Estimated Arrival Time at Bus Stops
- Few Million Annual Page Visits
- 150,000+ Users



Bloomington Transit Real Time Arrival Information

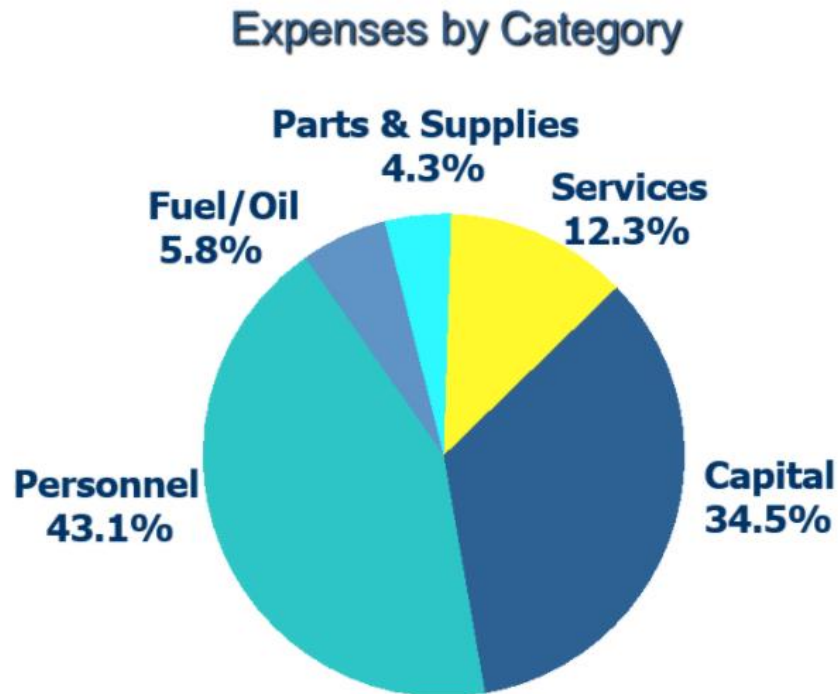
- Bus Arrival Message Signs and Monitors



2022 Proposed Budget Summary

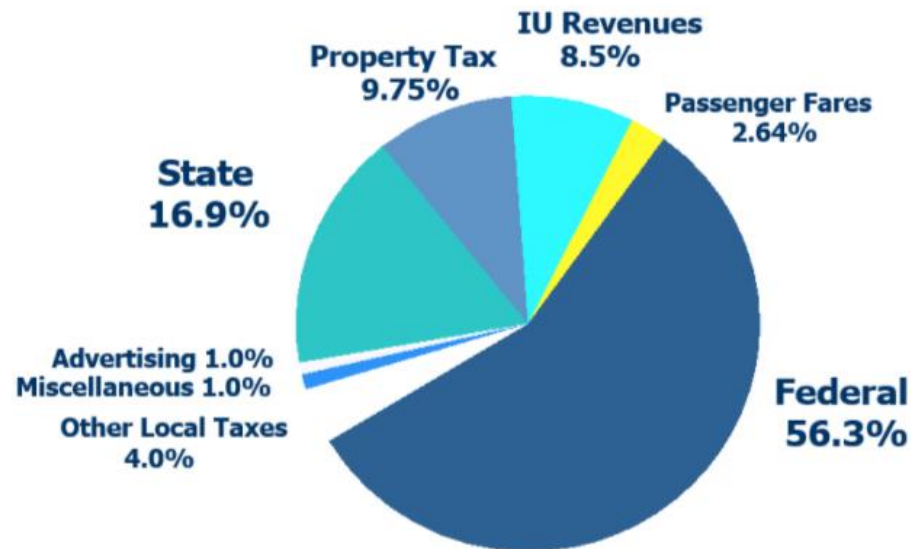
Budget Class	Proposed 2022	Approved 2021	Percent Change
I – Personnel	\$6,514,465	\$6,184,885	5.33
II – Materials & Supplies	\$1,525,320	\$1,416,816	7.66
III – Services	\$1,857,388	\$1,701,728	9.15
IV – Capital	\$5,217,221	\$5,202,364	0.29
Total	\$15,114,394	\$14,505,793	4.20

2022 Budget Highlights



2022 Budget Highlights

Revenue Sources



2022 & Beyond Challenges

- Long and Short Term Impacts of COVID
 - Labor Market Shortage
 - Ridership Recovery
 - Expanded Revenue Sources
 - IU Enrollment and Travel Patterns
- Transition to Alternatively Fueled Fleet
 - Infrastructure Costs
 - Expansion of Grimes Lane Physical Plant

2022 & Beyond Opportunities

- Route Network Redesign
- On Demand Mobility Innovations
- Privately Funded Transit to New Developments
- Federal Infrastructure Investment & Jobs Act
- Federal Investment in Electric Vehicles
- Annexation

Q & A