

## First Calls

- Call **211** for information on agencies that may be of assistance to you.
- Call your insurance provider immediately to see if your home has coverage. You may need to take photos or follow other guidelines.
- If your flood was a natural disaster please call the Monroe County Emergency Management Agency, (812) 349-2546.
- If you have a well or septic system, call the Monroe County Health Department. (812) 349-2543


**Flood water may be contaminated with oil, gasoline or raw sewage!**

## First Steps


- Check for structural damage before re-entering your home to avoid being trapped in a building collapse
- Keep power off until an electrician has inspected your system for safety
- Keep children & pets out of affected area
- Wear rubber boots, rubber gloves, & goggles during clean up
- Follow the chart in this brochure on cleaning or discarding items to avoid costly mold

*The information in this brochure is general in nature and is not intended to be used as a substitute for professional advice.*

This Brochure Provided In Partnership By:



United Way  
of Monroe County



Sources Used to Create this Brochure Include:

CDC Fact Sheet "After a Hurricane or Flood: Cleanup of Flood Water"


EPA "Mold Remediation in Schools and Commercial Buildings"

FEMA

<http://www.fema.gov/hazard/flood/index.shtml>

US Department of Housing and Urban Development, Office of Health Homes and Lead Hazard Control. [www.hud.gov/offices/lead](http://www.hud.gov/offices/lead)

# HOW TO TREAT YOUR HOME AFTER A FLOOD



A Resource for  
**Monroe County**  
**Residents**



## MOLD FOLLOWING A FLOOD

There are many kinds of mold in varying colors. The photo above shows only one example.

*Molds are living organisms that thrive in damp, humid conditions. They can raise recovery costs. Look for stains or discoloration on your walls, carpet, ceiling or furniture. A damp or musty smell may also provide a clue that there is mold growth in your home.*

### How Does Mold Affect Health?

*Reactions to mold vary. People allergic to mold may get watery eyes, runny or stuffed noses, itching, headaches, and may have difficulty breathing.*

- *Mold can trigger asthma attacks*
- *Some molds produce toxins that may be hazardous*

### How Can I Help Prevent Mold?

**Follow the guidelines provided in the chart**  
**Wash clothes & linens in hot water & detergent.** A Laundromat should be used for large quantities until your onsite waste water system has been professionally inspected.

*\* To protect against illness wash hands with soap & water after each cleaning session. Use water that has been boiled for 1 minute. (Allow the water to cool before use)*

*Seek immediate medical attention if you become ill*

## GUIDELINES FOR RESPONSE TO CLEAN WATER DAMAGE WITHIN 24-48 HOURS

Water-Damaged Material	Actions
Books and papers	For non valuable items, discard Photocopy valuable/important items, discard originals
Carpet and backing	Remove water with water extraction vacuum Reduce humidity level with dehumidifier Accelerate drying process with fans
Ceiling tiles	Discard and replace
Cellulose insulation	Discard and replace
Concrete or cinder block surfaces	Remove water with water extraction vacuum Accelerate drying process with dehumidifiers, fans, and/or heaters
Fiberglass insulation	Discard and replace
Hard surfaces (molding, countertops, appliances, sinks and plumbing fixtures), porous flooring (Linoleum, ceramic tile, vinyl)	Vacuum or damp wipe with water and antibacterial dish soap and allow to dry; scrub if necessary Check to make sure underflooring is dry; dry underflooring if necessary
Non-porous, hard surfaces (Plastics, metals)	Vacuum or damp wipe with water and antibacterial dish soap and allow to dry; scrub if necessary
Upholstered furniture	Remove water with water extraction vacuum Accelerate drying process with dehumidifiers, fans, and/or heaters May be difficult to completely dry within 48 hours. If the piece is valuable, you may wish to consult a restoration/water damage professional who specializes in furniture
Window Drapes	Follow laundering or cleaning instructions recommended by the manufacturer
Wood surfaces	Remove moisture immediately and use dehumidifier, gentle heat, and fans for drying (Use caution when applying heat to hardwood floors.) Treated or finished wood surfaces may be cleaned with mild detergent and clean water and allowed to dry. Wet paneling should be pried away from wall for drying.
	<ul style="list-style-type: none"> <li>• If you know or suspect the water source is contaminated with sewage or other pollutants call <b>211</b> for referral to certified water damage restoration companies.</li> <li>• Remove and discard items that cannot be washed and disinfected (mattresses, cosmetics, stuffed animals, toys, pillows, foam rubber items)</li> <li>• Even if materials are dried within 48 hours, mold growth may still occur.</li> </ul>