

Economic Development Local Income Tax (ED-LIT) Increase

MAYOR JOHN HAMILTON

APRIL 13, 2022



PROPOSED LIT EXPENDITURES: MAJOR CATEGORIES

Public Safety

\$4,500,000

Climate Change Preparedness and Mitigation

\$6,595,000


Equity and Quality of Life for All

\$3,900,000

Essential City Services

\$3,000,000

Total: \$17,995,000



PUBLIC SAFETY - \$4,500,000

Planned Investments	Annual Cost	Details
Police - Sworn Officer Salaries	\$1,500,000	Fund the costs associated with the contingent Fraternal Order of Police (FOP) contract
Police - Nonsworn Officer Salaries and Public Safety Programs	\$250,000	Expand the roles and increase the number of Police Social Workers and Community Service Specialists to respond to some non-emergency calls for service and those calls that do not require a law enforcement response. Provide ongoing support for the STRIDE center.
Fire - Public Safety Programs	\$250,000	Tailor response options for 911 calls, health and wellness checks, etc. to divert more 911 calls to nonsworn personnel. Explore combining police/fire nonsworn.
Police & Fire Headquarters	\$1,000,000	Consolidate public safety headquarter operations to replace current damaged and inadequate facilities and to benefit from efficiencies of scale.
Fire - New/Upgraded Stations (4, Including New Downtown)	\$1,500,000	Replace or repair damaged and aging facilities with new or upgraded facilities, in order to attract and retain employees and meet safety standards

ESSENTIAL CITY SERVICES - \$3,000,000

Planned Investments	Annual Cost	Details
Personnel	\$1,250,000	Offer incentives to attract and retain talented City employees, such as pay adjustments, hiring bonuses, creation of new positions, tuition reimbursement, relocation allowance, longevity bonuses, and/or housing assistance.
Maintenance/Replacement of Assets	\$500,000	Maintain aging facilities and other physical assets and replace when required
Increases to Major Categories of Expenses	\$750,000	Meet obligations for city property & liability Insurance, materials & supplies, repair & maintenance.
Lost Revenue Replacement	\$500,000	Replace shortfall resulting from decreased Cable Franchise Fees (cable fees lost to streaming) to fund essential IT infrastructure replacements, cybersecurity, and CATS

CLIMATE CHANGE PREPAREDNESS AND MITIGATION -

\$6,595,000 (Slide 1 of 2) - \$4,845,000 in Bloomington Transit (BT) Investments

Planned Investments in BT	Annual Cost	Details
Add BT Sunday Service	\$300,000	Achieve 7-day service for greater consistency and reliability in an effort to boost ridership and reduce single occupancy vehicle use
Establish East-West Express Transit Line	\$2,100,000	Major new service providing 15-minute frequency across a priority East/West corridor. This route addition would boost appeal and convenience for riders and reduce automobile use
Enhance In-house BT Para-Transit & Microtransit	\$1,400,000	Increase access/improve equity for people who can't ride fixed-route BT, qualify for paratransit, or require special accommodations, while enhancing convenience and expanding those services. City-wide service expansion.
Enhance BT Weekday Service to Maximum 30-minute Frequency	\$820,000	Improve convenience for all riders, boost ridership, reduce automobile use
Establish BT Park & Ride Pilot Program	\$125,000	Focus on workforce partners to develop pilot program in collaboration with the Transportation Demand Management program; explore a potential "Park and Ride" program for special event traffic management
Subsidize BT Ridership	\$100,000	Improve access to public transportation with a focus on workforce and low-income riders

CLIMATE CHANGE PREPAREDNESS AND MITIGATION -

\$6,595,000 (Slide 2 of 2) - \$1,750,000 in Climate Action Plan (CAP)-Aligned Investments

Planned CAP-Aligned Investments	Potential Initiatives to Meet 2030 Climate Goals
Transportation Investments	City fleet vehicle electrification, expanded micromobility options, and Transportation Demand Management
Energy and Built Environment Investments	Energy efficiency retrofits for City buildings, Bloomington Housing Authority solar conversion, continuing and expanding the Solar & Energy Efficiency Loan (SEEL) program for nonprofits and small businesses, continuing and expanding the Bloomington Green Home Improvement Program (BGHIP) for homeowners
Local Agriculture Investments	Local food purchasing incentive program, school food garden program, incentives for food processor businesses, and increased community gardens
Waste Management Investments	Curbside composting program Recycling for apartment buildings and other multi-family units (4+)
Additional Tree Canopy Measures	Shade trees in high heat areas Private tree planting incentives
Funding for the Green Ribbon Panel	Public-private climate partnership to accelerate climate action

EQUITY AND QUALITY OF LIFE FOR ALL - \$3,900,000

Planned Investments	Annual Cost	Details
Housing Funding, for Ownership, Rental, Housing Security	\$2,000,000	Improved access to housing equity through funding assistance for the Housing Security Group/homeless; low/mod income renters; low/mod homeowners; support missing housing types
Workforce and Economic Development	\$500,000	Funding for workforce development initiatives, including workforce re-entry, re-skilling and up-skilling, and entrepreneurship training, as well as operations and infrastructure funding for the Trades District Technology Center.
Economic Equity Fund	\$1,000,000	Direct support of low income working residents / families - possible Individual Development Accounts to match savings; focused on direct impact, possibly thru SSCAP, MCUM, Trustees, others
Public Art and Arts Development	\$200,000	Funding for maintenance of existing arts spaces, execution of the recommendations of the City's Arts Feasibility Study and Public Arts Master Plan, and support for arts organizations.
Local Food Access and Nutrition Security	\$200,000	Funding to improve food access and nutrition insecurity. Funding support will focus on partnerships with food service providers to address gaps in local food access for low income and food insecure residents.

Local Income Tax (LIT) Increase

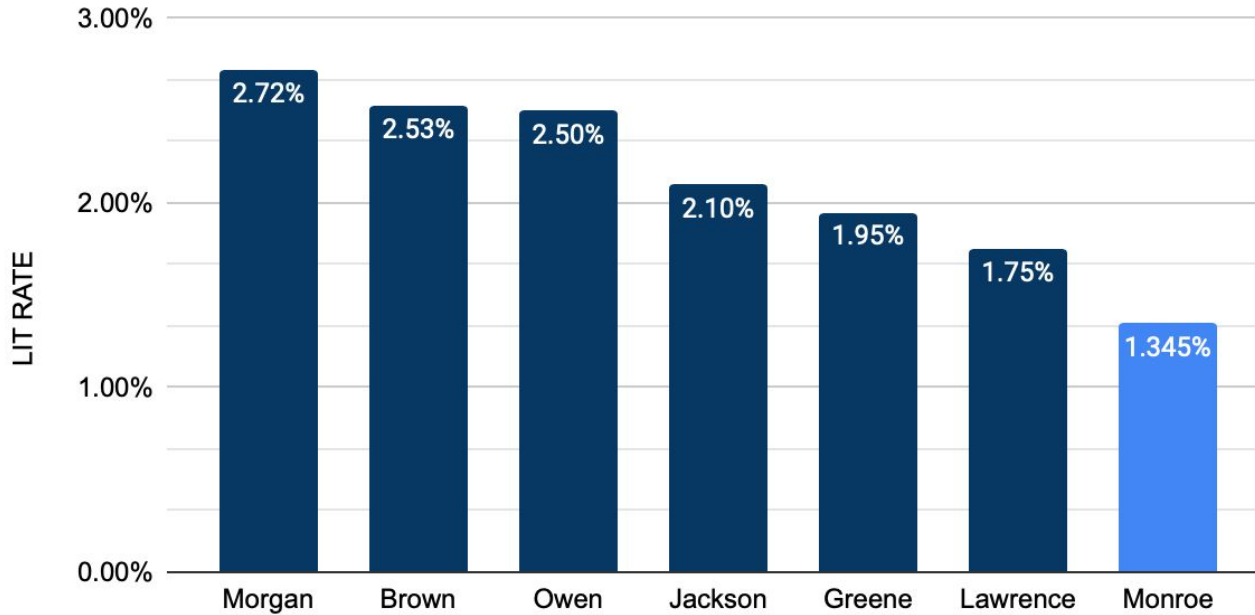
MAYOR JOHN HAMILTON

APRIL 13, 2022



CURRENT LIT FOR CONTIGUOUS COUNTIES

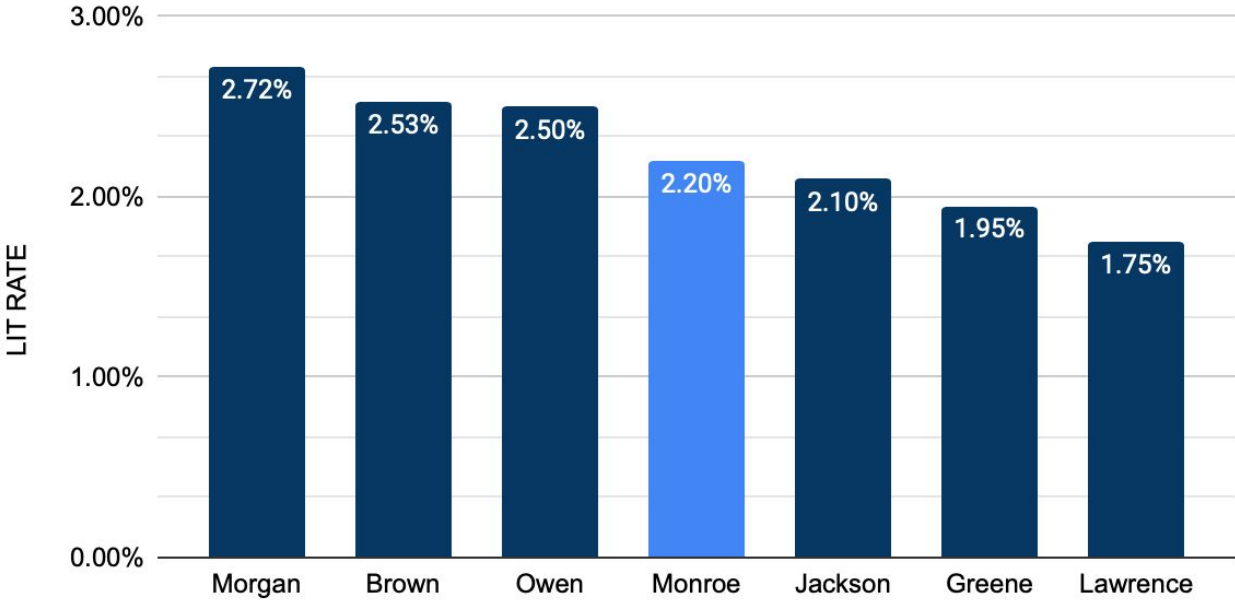
CURRENT LIT RATES



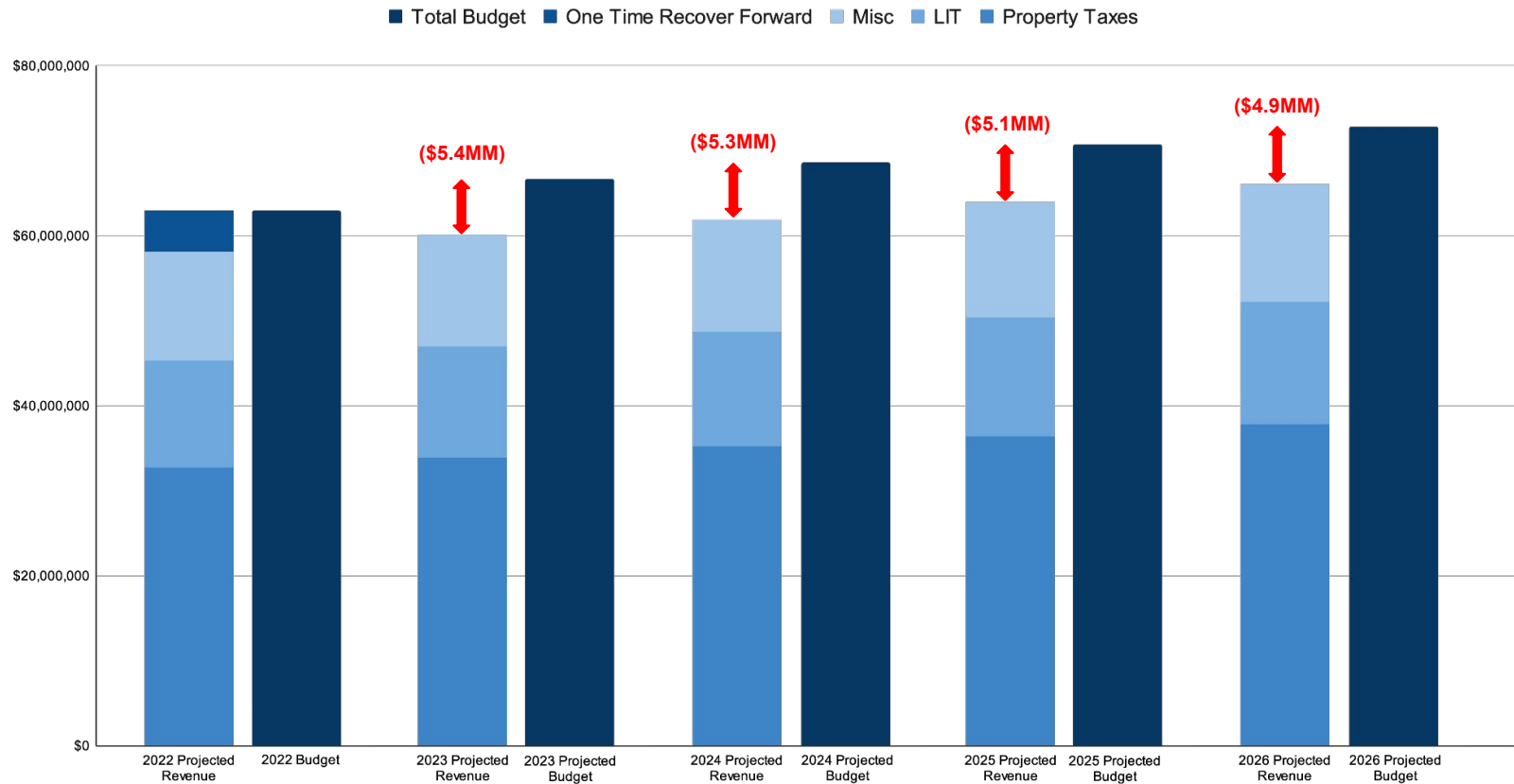
Source: Indiana Department of Revenue

PROPOSED LIT COMPARED TO CONTIGUOUS COUNTIES

with proposed 0.855% point rate increase



PROJECTED FISCAL CONDITION WITHOUT NEW REVENUE



Local Income Tax (LIT) Increase

MAYOR JOHN HAMILTON

APRIL 13, 2022



bloomington.in.gov/newrevenue

